

#01_HAC_E_GSM850_GSM Voice_Ch128

Communication System: GSM-FDD (TDMA, GMSK); Frequency: 824.2 MHz; Duty Cycle: 1:8.6896

Medium: Air Medium parameters used: $\sigma = 0$ S/m, $\epsilon_r = 1$; $\rho = 0$ kg/m³

Ambient Temperature : 23.5 °C

DASY5 Configuration

- Probe: ER3DV6 - SN2480; ConvF(1, 1, 1); Calibrated: 2017/12/15;
- Sensor-Surface: (Fix Surface)
- Electronics: DAE3 Sn393; Calibrated: 2017/8/10
- Phantom: HAC Test Arch with AMCC; Type: SD HAC P01 BA;
- Measurement SW: DASY52, Version 52.8 (8); SEMCAD X Version 14.6.10 (7373)

E Scan - ER3D: 15 mm from Probe Center to the Device/Hearing Aid Compatibility Test

(101x101x1): Interpolated grid: dx=0.5000 mm, dy=0.5000 mm

Device Reference Point: 0, 0, -6.3 mm

Reference Value = 54.55 V/m; Power Drift = -0.05 dB

Applied MIF = 3.63 dB

RF audio interference level = 36.86 dBV/m

Emission category: M4

MIF scaled E-field


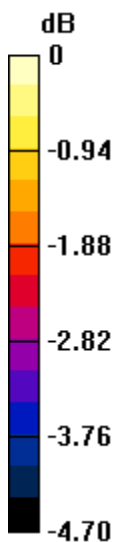
Grid 1 M4 35.04 dBV/m	Grid 2 M4 36.11 dBV/m	Grid 3 M4 36.02 dBV/m
Grid 4 M4 35.44 dBV/m	Grid 5 M4 36.6 dBV/m	Grid 6 M4 36.55 dBV/m
Grid 7 M4 35.99 dBV/m	Grid 8 M4 36.86 dBV/m	Grid 9 M4 36.75 dBV/m

Cursor:

Total = 36.86 dBV/m

E Category: M4

Location: -4, 25, 8.7 mm



0 dB = 69.68 V/m = 36.86 dBV/m

#02_HAC_E_GSM850_GSM Voice_Ch189

Communication System: GSM-FDD (TDMA, GMSK); Frequency: 836.4 MHz; Duty Cycle: 1:8.6896

Medium: Air Medium parameters used: $\sigma = 0$ S/m, $\epsilon_r = 1$; $\rho = 0$ kg/m³

Ambient Temperature : 23.5 °C

DASY5 Configuration

- Probe: ER3DV6 - SN2480; ConvF(1, 1, 1); Calibrated: 2017/12/15;
- Sensor-Surface: (Fix Surface)
- Electronics: DAE3 Sn393; Calibrated: 2017/8/10
- Phantom: HAC Test Arch with AMCC; Type: SD HAC P01 BA;
- Measurement SW: DASY52, Version 52.8 (8); SEMCAD X Version 14.6.10 (7373)

E Scan - ER3D: 15 mm from Probe Center to the Device/Hearing Aid Compatibility Test

(101x101x1): Interpolated grid: dx=0.5000 mm, dy=0.5000 mm

Device Reference Point: 0, 0, -6.3 mm

Reference Value = 50.07 V/m; Power Drift = -0.08 dB

Applied MIF = 3.63 dB

RF audio interference level = 36.24 dBV/m

Emission category: M4

MIF scaled E-field


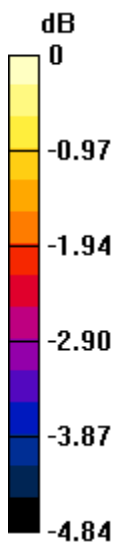
Grid 1 M4 34.31 dBV/m	Grid 2 M4 35.34 dBV/m	Grid 3 M4 35.24 dBV/m
Grid 4 M4 34.78 dBV/m	Grid 5 M4 35.89 dBV/m	Grid 6 M4 35.82 dBV/m
Grid 7 M4 35.48 dBV/m	Grid 8 M4 36.24 dBV/m	Grid 9 M4 36.09 dBV/m

Cursor:

Total = 36.24 dBV/m

E Category: M4

Location: -4, 25, 8.7 mm



0 dB = 64.83 V/m = 36.24 dBV/m

#03_HAC_E_GSM850_GSM Voice_Ch251

Communication System: GSM-FDD (TDMA, GMSK); Frequency: 848.8 MHz; Duty Cycle: 1:8.6896

Medium: Air Medium parameters used: $\sigma = 0$ S/m, $\epsilon_r = 1$; $\rho = 0$ kg/m³

Ambient Temperature : 23.5 °C

DASY5 Configuration

- Probe: ER3DV6 - SN2480; ConvF(1, 1, 1); Calibrated: 2017/12/15;
- Sensor-Surface: (Fix Surface)
- Electronics: DAE3 Sn393; Calibrated: 2017/8/10
- Phantom: HAC Test Arch with AMCC; Type: SD HAC P01 BA;
- Measurement SW: DASY52, Version 52.8 (8); SEMCAD X Version 14.6.10 (7373)

E Scan - ER3D: 15 mm from Probe Center to the Device/Hearing Aid Compatibility Test

(101x101x1): Interpolated grid: dx=0.5000 mm, dy=0.5000 mm

Device Reference Point: 0, 0, -6.3 mm

Reference Value = 40.63 V/m; Power Drift = 0.01 dB

Applied MIF = 3.63 dB

RF audio interference level = 34.71 dBV/m

Emission category: M4

MIF scaled E-field


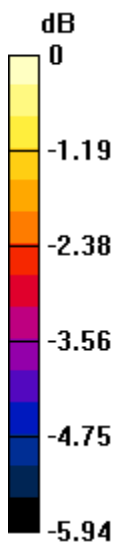
Grid 1 M4 32.3 dBV/m	Grid 2 M4 33.7 dBV/m	Grid 3 M4 33.67 dBV/m
Grid 4 M4 32.89 dBV/m	Grid 5 M4 34.33 dBV/m	Grid 6 M4 34.32 dBV/m
Grid 7 M4 33.69 dBV/m	Grid 8 M4 34.71 dBV/m	Grid 9 M4 34.64 dBV/m

Cursor:

Total = 34.71 dBV/m

E Category: M4

Location: -5, 25, 8.7 mm



0 dB = 54.41 V/m = 34.71 dBV/m

#04_HAC_E_GSM1900_GSM Voice_Ch512

Communication System: GSM-FDD (TDMA, GMSK); Frequency: 1850.2 MHz; Duty Cycle: 1:8.6896

Medium: Air Medium parameters used: $\sigma = 0$ S/m, $\epsilon_r = 1$; $\rho = 0$ kg/m³

Ambient Temperature : 23.5 °C

DASY5 Configuration

- Probe: ER3DV6 - SN2480; ConvF(1, 1, 1); Calibrated: 2017/12/15;
- Sensor-Surface: (Fix Surface)
- Electronics: DAE3 Sn393; Calibrated: 2017/8/10
- Phantom: HAC Test Arch with AMCC; Type: SD HAC P01 BA;
- Measurement SW: DASY52, Version 52.8 (8); SEMCAD X Version 14.6.10 (7373)

E Scan - ER3D: 15 mm from Probe Center to the Device/Hearing Aid Compatibility Test

(101x101x1): Interpolated grid: dx=0.5000 mm, dy=0.5000 mm

Device Reference Point: 0, 0, -6.3 mm

Reference Value = 11.90 V/m; Power Drift = -0.01 dB

Applied MIF = 3.63 dB

RF audio interference level = 28.56 dBV/m

Emission category: M4

MIF scaled E-field


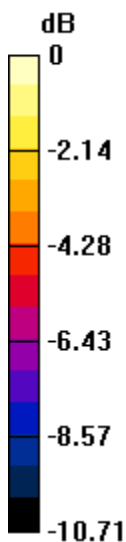
Grid 1 M4 23.54 dBV/m	Grid 2 M4 23.63 dBV/m	Grid 3 M4 23.1 dBV/m
Grid 4 M4 23.03 dBV/m	Grid 5 M4 26.23 dBV/m	Grid 6 M4 26.26 dBV/m
Grid 7 M4 25.67 dBV/m	Grid 8 M4 28.55 dBV/m	Grid 9 M4 28.56 dBV/m

Cursor:

Total = 28.56 dBV/m

E Category: M4

Location: -9, 25, 8.7 mm



0 dB = 26.78 V/m = 28.56 dBV/m

#05_HAC_E_GSM1900_GSM Voice_Ch661

Communication System: GSM-FDD (TDMA, GMSK); Frequency: 1880 MHz; Duty Cycle: 1:8.6896

Medium: Air Medium parameters used: $\sigma = 0$ S/m, $\epsilon_r = 1$; $\rho = 0$ kg/m³

Ambient Temperature : 23.5 °C

DASY5 Configuration

- Probe: ER3DV6 - SN2480; ConvF(1, 1, 1); Calibrated: 2017/12/15;
- Sensor-Surface: (Fix Surface)
- Electronics: DAE3 Sn393; Calibrated: 2017/8/10
- Phantom: HAC Test Arch with AMCC; Type: SD HAC P01 BA;
- Measurement SW: DASY52, Version 52.8 (8); SEMCAD X Version 14.6.10 (7373)

E Scan - ER3D: 15 mm from Probe Center to the Device/Hearing Aid Compatibility Test

(101x101x1): Interpolated grid: dx=0.5000 mm, dy=0.5000 mm

Device Reference Point: 0, 0, -6.3 mm

Reference Value = 12.47 V/m; Power Drift = 0.07 dB

Applied MIF = 3.63 dB

RF audio interference level = 27.88 dBV/m

Emission category: M4

MIF scaled E-field


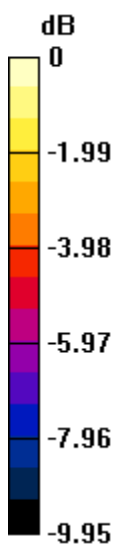
Grid 1 M4 21.82 dBV/m	Grid 2 M4 23.42 dBV/m	Grid 3 M4 23.33 dBV/m
Grid 4 M4 23.05 dBV/m	Grid 5 M4 25.94 dBV/m	Grid 6 M4 25.98 dBV/m
Grid 7 M4 24.96 dBV/m	Grid 8 M4 27.88 dBV/m	Grid 9 M4 27.88 dBV/m

Cursor:

Total = 27.88 dBV/m

E Category: M4

Location: -9, 25, 8.7 mm



0 dB = 24.78 V/m = 27.88 dBV/m

#06_HAC_E_GSM1900_GSM Voice_Ch810

Communication System: U GSM-FDD (TDMA, GMSK); Frequency: 1909.8 MHz; Duty Cycle: 1:8.6896

Medium: Air Medium parameters used: $\sigma = 0$ S/m, $\epsilon_r = 1$; $\rho = 0$ kg/m³

Ambient Temperature : 23.5 °C

DASY5 Configuration

- Probe: ER3DV6 - SN2480; ConvF(1, 1, 1); Calibrated: 2017/12/15;
- Sensor-Surface: (Fix Surface)
- Electronics: DAE3 Sn393; Calibrated: 2017/8/10
- Phantom: HAC Test Arch with AMCC; Type: SD HAC P01 BA;
- Measurement SW: DASY52, Version 52.8 (8); SEMCAD X Version 14.6.10 (7373)

E Scan - ER3D: 15 mm from Probe Center to the Device/Hearing Aid Compatibility Test

(101x101x1): Interpolated grid: dx=0.5000 mm, dy=0.5000 mm

Device Reference Point: 0, 0, -6.3 mm

Reference Value = 11.42 V/m; Power Drift = -0.00 dB

Applied MIF = 3.63 dB

RF audio interference level = 26.28 dBV/m

Emission category: M4

MIF scaled E-field


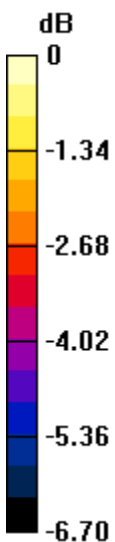
Grid 1 M4 21.14 dBV/m	Grid 2 M4 22.59 dBV/m	Grid 3 M4 22.75 dBV/m
Grid 4 M4 22.33 dBV/m	Grid 5 M4 25.21 dBV/m	Grid 6 M4 25.25 dBV/m
Grid 7 M4 23.7 dBV/m	Grid 8 M4 26.28 dBV/m	Grid 9 M4 26.28 dBV/m

Cursor:

Total = 26.28 dBV/m

E Category: M4

Location: -9, 25, 8.7 mm



0 dB = 20.60 V/m = 26.28 dBV/m

#07_HAC_E_LTE Band 38_20M_QPSK_1_0_Ch37850

Communication System: LTE-TDD (SC-FDMA, 1 RB, 20 MHz, QPSK); Frequency: 2580 MHz; Duty Cycle: 1:8.33681

Medium: Air Medium parameters used: $\sigma = 0$ S/m, $\epsilon_r = 1$; $\rho = 0$ kg/m³

Ambient Temperature : 23.5 °C

DASY5 Configuration

- Probe: ER3DV6 - SN2480; ConvF(1, 1, 1); Calibrated: 2017/12/15;
- Sensor-Surface: (Fix Surface)
- Electronics: DAE3 Sn393; Calibrated: 2017/8/10
- Phantom: HAC Test Arch with AMCC; Type: SD HAC P01 BA;
- Measurement SW: DASY52, Version 52.8 (8); SEMCAD X Version 14.6.10 (7373)

E Scan - ER3D: 15 mm from Probe Center to the Device/Hearing Aid Compatibility Test

(101x101x1): Interpolated grid: dx=0.5000 mm, dy=0.5000 mm

Device Reference Point: 0, 0, -6.3 mm

Reference Value = 9.555 V/m; Power Drift = -0.16 dB

Applied MIF = -1.62 dB

RF audio interference level = 21.86 dBV/m

Emission category: M4

MIF scaled E-field


Grid 1 M4 20.38 dBV/m	Grid 2 M4 21.77 dBV/m	Grid 3 M4 21.86 dBV/m
Grid 4 M4 17.71 dBV/m	Grid 5 M4 19.82 dBV/m	Grid 6 M4 20.31 dBV/m
Grid 7 M4 16.56 dBV/m	Grid 8 M4 16.66 dBV/m	Grid 9 M4 17.27 dBV/m

Cursor:

Total = 21.86 dBV/m

E Category: M4

Location: -11, -25, 8.7 mm



0 dB = 12.38 V/m = 21.85 dBV/m

#08_HAC_E_LTE Band 38_20M_QPSK_1_0_Ch38000

Communication System: LTE-TDD (SC-FDMA, 1 RB, 20 MHz, QPSK); Frequency: 2595 MHz; Duty Cycle: 1:8.33681

Medium: Air Medium parameters used: $\sigma = 0$ S/m, $\epsilon_r = 1$; $\rho = 0$ kg/m³

Ambient Temperature : 23.5 °C

DASY5 Configuration

- Probe: ER3DV6 - SN2480; ConvF(1, 1, 1); Calibrated: 2017/12/15;
- Sensor-Surface: (Fix Surface)
- Electronics: DAE3 Sn393; Calibrated: 2017/8/10
- Phantom: HAC Test Arch with AMCC; Type: SD HAC P01 BA;
- Measurement SW: DASY52, Version 52.8 (8); SEMCAD X Version 14.6.10 (7373)

E Scan - ER3D: 15 mm from Probe Center to the Device/Hearing Aid Compatibility Test

(101x101x1): Interpolated grid: dx=0.5000 mm, dy=0.5000 mm

Device Reference Point: 0, 0, -6.3 mm

Reference Value = 9.579 V/m; Power Drift = -0.12 dB

Applied MIF = -1.62 dB

RF audio interference level = 21.79 dBV/m

Emission category: M4

MIF scaled E-field


Grid 1 M4 19.56 dBV/m	Grid 2 M4 21.79 dBV/m	Grid 3 M4 21.74 dBV/m
Grid 4 M4 16.55 dBV/m	Grid 5 M4 19.62 dBV/m	Grid 6 M4 19.83 dBV/m
Grid 7 M4 14.94 dBV/m	Grid 8 M4 16.13 dBV/m	Grid 9 M4 16.67 dBV/m

Cursor:

Total = 21.79 dBV/m

E Category: M4

Location: -7, -25, 8.7 mm



0 dB = 12.29 V/m = 21.79 dBV/m

#09_HAC_E_LTE Band 38_20M_QPSK_1_0_Ch38150

Communication System: LTE-TDD (SC-FDMA, 1 RB, 20 MHz, QPSK); Frequency: 2610 MHz; Duty Cycle: 1:8.33681

Medium: Air Medium parameters used: $\sigma = 0$ S/m, $\epsilon_r = 1$; $\rho = 0$ kg/m³

Ambient Temperature : 23.5 °C

DASY5 Configuration

- Probe: ER3DV6 - SN2480; ConvF(1, 1, 1); Calibrated: 2017/12/15;
- Sensor-Surface: (Fix Surface)
- Electronics: DAE3 Sn393; Calibrated: 2017/8/10
- Phantom: HAC Test Arch with AMCC; Type: SD HAC P01 BA;
- Measurement SW: DASY52, Version 52.8 (8); SEMCAD X Version 14.6.10 (7373)

E Scan - ER3D: 15 mm from Probe Center to the Device/Hearing Aid Compatibility Test

(101x101x1): Interpolated grid: dx=0.5000 mm, dy=0.5000 mm

Device Reference Point: 0, 0, -6.3 mm

Reference Value = 9.427 V/m; Power Drift = -0.13 dB

Applied MIF = -1.62 dB

RF audio interference level = 21.84 dBV/m

Emission category: M4

MIF scaled E-field


Grid 1 M4 20.01 dBV/m	Grid 2 M4 21.74 dBV/m	Grid 3 M4 21.84 dBV/m
Grid 4 M4 17.62 dBV/m	Grid 5 M4 19.55 dBV/m	Grid 6 M4 20.01 dBV/m
Grid 7 M4 16.05 dBV/m	Grid 8 M4 16.29 dBV/m	Grid 9 M4 16.81 dBV/m

Cursor:

Total = 21.84 dBV/m

E Category: M4

Location: -13.5, -25, 8.7 mm



0 dB = 12.36 V/m = 21.84 dBV/m

#10_HAC_E_LTE Band 41_20M_QPSK_1_0_Ch39750

Communication System: LTE-TDD (SC-FDMA, 1 RB, 20 MHz, QPSK); Frequency: 2506 MHz; Duty Cycle: 1:8.33681

Medium: Air Medium parameters used: $\sigma = 0$ S/m, $\epsilon_r = 1$; $\rho = 0$ kg/m³

Ambient Temperature : 23.5 °C

DASY5 Configuration

- Probe: ER3DV6 - SN2480; ConvF(1, 1, 1); Calibrated: 2017/12/15;
- Sensor-Surface: (Fix Surface)
- Electronics: DAE3 Sn393; Calibrated: 2017/8/10
- Phantom: HAC Test Arch with AMCC; Type: SD HAC P01 BA;
- Measurement SW: DASY52, Version 52.8 (8); SEMCAD X Version 14.6.10 (7373)

E Scan - ER3D: 15 mm from Probe Center to the Device/Hearing Aid Compatibility Test

(101x101x1): Interpolated grid: dx=0.5000 mm, dy=0.5000 mm

Device Reference Point: 0, 0, -6.3 mm

Reference Value = 8.971 V/m; Power Drift = 0.04 dB

Applied MIF = -1.62 dB

RF audio interference level = 21.15 dBV/m

Emission category: M4

MIF scaled E-field


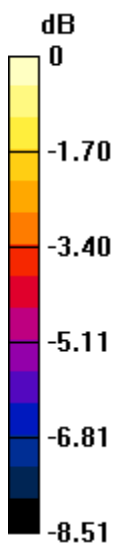
Grid 1 M4 19.01 dBV/m	Grid 2 M4 21.03 dBV/m	Grid 3 M4 21.15 dBV/m
Grid 4 M4 15.81 dBV/m	Grid 5 M4 19.27 dBV/m	Grid 6 M4 19.91 dBV/m
Grid 7 M4 15.15 dBV/m	Grid 8 M4 16.88 dBV/m	Grid 9 M4 17.51 dBV/m

Cursor:

Total = 21.15 dBV/m

E Category: M4

Location: -11, -25, 8.7 mm



0 dB = 11.42 V/m = 21.15 dBV/m

#11_HAC_E_LTE Band 41_20M_QPSK_1_0_Ch40185

Communication System: LTE-TDD (SC-FDMA, 100% RB, 20 MHz, QPSK); Frequency: 2506 MHz; Duty Cycle: 1:8.4918

Medium: Air Medium parameters used: $\sigma = 0$ S/m, $\epsilon_r = 1$; $\rho = 0$ kg/m³

Ambient Temperature : 23.5 °C

DASY5 Configuration

- Probe: ER3DV6 - SN2480; ConvF(1, 1, 1); Calibrated: 2017/12/15;
- Sensor-Surface: (Fix Surface)
- Electronics: DAE3 Sn393; Calibrated: 2017/8/10
- Phantom: HAC Test Arch with AMCC; Type: SD HAC P01 BA;
- Measurement SW: DASY52, Version 52.8 (8); SEMCAD X Version 14.6.10 (7373)

E Scan - ER3D: 15 mm from Probe Center to the Device/Hearing Aid Compatibility Test

(101x101x1): Interpolated grid: dx=0.5000 mm, dy=0.5000 mm

Device Reference Point: 0, 0, -6.3 mm

Reference Value = 8.989 V/m; Power Drift = 0.04 dB

Applied MIF = -1.64 dB

RF audio interference level = 21.16 dBV/m

Emission category: M4

MIF scaled E-field


Grid 1 M4 19.01 dBV/m	Grid 2 M4 21.03 dBV/m	Grid 3 M4 21.15 dBV/m
Grid 4 M4 15.8 dBV/m	Grid 5 M4 19.27 dBV/m	Grid 6 M4 19.92 dBV/m
Grid 7 M4 15.15 dBV/m	Grid 8 M4 16.88 dBV/m	Grid 9 M4 17.51 dBV/m

Cursor:

Total = 21.15 dBV/m

E Category: M4

Location: -11, -25, 8.7 mm



0 dB = 11.42 V/m = 21.15 dBV/m

#12_HAC_E_LTE Band 41_20M_QPSK_1_0_Ch40620

Communication System: LTE-TDD (SC-FDMA, 1 RB, 20 MHz, QPSK); Frequency: 2593 MHz; Duty Cycle: 1:8.33681

Medium: Air Medium parameters used: $\sigma = 0$ S/m, $\epsilon_r = 1$; $\rho = 0$ kg/m³

Ambient Temperature : 23.5 °C

DASY5 Configuration

- Probe: ER3DV6 - SN2480; ConvF(1, 1, 1); Calibrated: 2017/12/15;
- Sensor-Surface: (Fix Surface)
- Electronics: DAE3 Sn393; Calibrated: 2017/8/10
- Phantom: HAC Test Arch with AMCC; Type: SD HAC P01 BA;
- Measurement SW: DASY52, Version 52.8 (8); SEMCAD X Version 14.6.10 (7373)

E Scan - ER3D: 15 mm from Probe Center to the Device/Hearing Aid Compatibility Test

(101x101x1): Interpolated grid: dx=0.5000 mm, dy=0.5000 mm

Device Reference Point: 0, 0, -6.3 mm

Reference Value = 8.744 V/m; Power Drift = -0.13 dB

Applied MIF = -1.62 dB

RF audio interference level = 20.64 dBV/m

Emission category: M4

MIF scaled E-field


Grid 1 M4 18.1 dBV/m	Grid 2 M4 20.64 dBV/m	Grid 3 M4 20.64 dBV/m
Grid 4 M4 15.25 dBV/m	Grid 5 M4 18.5 dBV/m	Grid 6 M4 18.84 dBV/m
Grid 7 M4 14.31 dBV/m	Grid 8 M4 15.4 dBV/m	Grid 9 M4 15.75 dBV/m

Cursor:

Total = 20.64 dBV/m

E Category: M4

Location: -9, -25, 8.7 mm



0 dB = 10.76 V/m = 20.64 dBV/m

#13_HAC_E_LTE Band 41_20M_QPSK_1_0_Ch41055

Communication System: LTE-TDD (SC-FDMA, 1 RB, 20 MHz, QPSK); Frequency: 2636.5 MHz; Duty Cycle: 1:8.33681

Medium: Air Medium parameters used: $\sigma = 0$ S/m, $\epsilon_r = 1$; $\rho = 0$ kg/m³

Ambient Temperature : 23.5 °C

DASY5 Configuration

- Probe: ER3DV6 - SN2480; ConvF(1, 1, 1); Calibrated: 2017/12/15;
- Sensor-Surface: (Fix Surface)
- Electronics: DAE3 Sn393; Calibrated: 2017/8/10
- Phantom: HAC Test Arch with AMCC; Type: SD HAC P01 BA;
- Measurement SW: DASY52, Version 52.8 (8); SEMCAD X Version 14.6.10 (7373)

E Scan - ER3D: 15 mm from Probe Center to the Device/Hearing Aid Compatibility Test

(101x101x1): Interpolated grid: dx=0.5000 mm, dy=0.5000 mm

Device Reference Point: 0, 0, -6.3 mm

Reference Value = 8.961 V/m; Power Drift = -0.15 dB

Applied MIF = -1.62 dB

RF audio interference level = 21.30 dBV/m

Emission category: M4

MIF scaled E-field


Grid 1 M4 20.27 dBV/m	Grid 2 M4 21.25 dBV/m	Grid 3 M4 21.3 dBV/m
Grid 4 M4 17.82 dBV/m	Grid 5 M4 19.29 dBV/m	Grid 6 M4 19.71 dBV/m
Grid 7 M4 16.24 dBV/m	Grid 8 M4 15.97 dBV/m	Grid 9 M4 16.24 dBV/m

Cursor:

Total = 21.30 dBV/m

E Category: M4

Location: -11, -25, 8.7 mm



0 dB = 11.61 V/m = 21.30 dBV/m

#14_HAC_E_LTE Band 41_20M_QPSK_1_0_Ch41490

Communication System: LTE-TDD (SC-FDMA, 1 RB, 20 MHz, QPSK); Frequency: 2680 MHz; Duty Cycle: 1:8.33681

Medium: Air Medium parameters used: $\sigma = 0$ S/m, $\epsilon_r = 1$; $\rho = 0$ kg/m³

Ambient Temperature : 23.5 °C

DASY5 Configuration

- Probe: ER3DV6 - SN2480; ConvF(1, 1, 1); Calibrated: 2017/12/15;
- Sensor-Surface: (Fix Surface)
- Electronics: DAE3 Sn393; Calibrated: 2017/8/10
- Phantom: HAC Test Arch with AMCC; Type: SD HAC P01 BA;
- Measurement SW: DASY52, Version 52.8 (8); SEMCAD X Version 14.6.10 (7373)

E Scan - ER3D: 15 mm from Probe Center to the Device/Hearing Aid Compatibility Test

(101x101x1): Interpolated grid: dx=0.5000 mm, dy=0.5000 mm

Device Reference Point: 0, 0, -6.3 mm

Reference Value = 9.410 V/m; Power Drift = 0.03 dB

Applied MIF = -1.62 dB

RF audio interference level = 21.35 dBV/m

Emission category: M4

MIF scaled E-field


Grid 1 M4 19.93 dBV/m	Grid 2 M4 21.22 dBV/m	Grid 3 M4 21.35 dBV/m
Grid 4 M4 17.66 dBV/m	Grid 5 M4 19.69 dBV/m	Grid 6 M4 20.26 dBV/m
Grid 7 M4 16.42 dBV/m	Grid 8 M4 16.61 dBV/m	Grid 9 M4 17.24 dBV/m

Cursor:

Total = 21.35 dBV/m

E Category: M4

Location: -14, -25, 8.7 mm



0 dB = 11.68 V/m = 21.35 dBV/m