



FCC RF Test Report

APPLICANT : Motorola Mobility LLC
EQUIPMENT : Mobile Cellular Phone
BRAND NAME : Motorola
MODEL NAME : XT1926-6, XT1926-7
FCC ID : IHDT56WL4
STANDARD : FCC Part 15 Subpart E §15.407
CLASSIFICATION : (NII) Unlicensed National Information Infrastructure

The product was received on Dec. 27, 2017 and testing was completed on Jan. 22, 2018. We, Sporton International (Kunshan) Inc., would like to declare that the tested sample has been evaluated in accordance with the test procedures and has been in compliance with the applicable technical standards.

The test results in this report apply exclusively to the tested model / sample. Without written approval of Sporton International (Kunshan) Inc., the test report shall not be reproduced except in full.



Approved by: James Huang / Manager

Sporton International (Kunshan) Inc.
No.3-2 Ping-Xiang Rd, Kunshan Development Zone Kunshan City Jiangsu Province 215335
China



TABLE OF CONTENTS

- 1 GENERAL DESCRIPTION 5**
 - 1.1 Applicant 5
 - 1.2 Manufacturer 5
 - 1.3 Product Feature of Equipment Under Test 5
 - 1.4 Product Specification of Equipment Under Test 6
 - 1.5 Specification of Accessory 8
 - 1.6 Modification of EUT 9
 - 1.7 Testing Location 9
 - 1.8 Applicable Standards 10
- 2 TEST CONFIGURATION OF EQUIPMENT UNDER TEST 11**
 - 2.1 Carrier Frequency Channel 11
 - 2.2 Test Mode 13
 - 2.3 Connection Diagram of Test System 15
 - 2.4 Support Unit used in test configuration and system 16
 - 2.5 EUT Operation Test Setup 16
 - 2.6 Measurement Results Explanation Example 17
- 3 TEST RESULT 18**
 - 3.1 26dB & 99% Occupied Bandwidth Measurement 18
 - 3.2 Maximum Conducted Output Power Measurement 20
 - 3.3 Power Spectral Density Measurement 22
 - 3.4 Unwanted Radiated Emission Measurement 25
 - 3.5 AC Conducted Emission Measurement 31
 - 3.6 Automatically Discontinue Transmission 35
 - 3.7 Antenna Requirements 36
- 4 LIST OF MEASURING EQUIPMENTS 37**
- 5 UNCERTAINTY OF EVALUATION 38**
- APPENDIX A. CONDUCTED TEST RESULTS**
- APPENDIX B. RADIATED SPURIOUS EMISSION**
- APPENDIX C. DUTY CYCLE PLOTS**
- APPENDIX D. SETUP PHOTOGRAPHS**



REVISION HISTORY

| REPORT NO. | VERSION | DESCRIPTION | ISSUED DATE |
|------------|---------|-------------------------|---------------|
| FR7D2702E | Rev. 01 | Initial issue of report | Feb. 01, 2018 |
| | | | |
| | | | |
| | | | |
| | | | |
| | | | |
| | | | |
| | | | |
| | | | |
| | | | |
| | | | |
| | | | |
| | | | |
| | | | |
| | | | |
| | | | |
| | | | |
| | | | |
| | | | |
| | | | |
| | | | |
| | | | |
| | | | |
| | | | |
| | | | |
| | | | |
| | | | |



SUMMARY OF TEST RESULT

| Report Section | FCC Rule | Description | Limit | Result | Remark |
|----------------|-----------------------|--|-------------------------------------|--------|---|
| 3.1 | 2.1049 15.403(i) | 26dB & 99% Bandwidth | - | Pass | - |
| 3.2 | 15.407(a) | Maximum Conducted Output Power | FCC ≤ 24 dBm (depend on band) | Pass | - |
| 3.3 | 15.407(a) | Power Spectral Density | FCC ≤ 11 dBm (depend on band) | Pass | - |
| 3.4 | 15.407(b) | Unwanted Emissions | 15.407(b) 15.209(a) | Pass | Under limit 3.03 dB at 5350.320 MHz |
| 3.5 | 15.207 | AC Conducted Emission | 15.207(a) | Pass | Under limit 13.94 dB at 0.195 MHz |
| 3.6 | 15.407(c) | Automatically Discontinue Transmission | Discontinue Transmission | Pass | - |
| 3.7 | 15.203 & 15.407(a) | Antenna Requirement | N/A | Pass | - |



1 General Description

1.1 Applicant

Motorola Mobility LLC
222 W, Merchandise Mart Plaza, Chicago IL 60654 USA

1.2 Manufacturer

Motorola Mobility LLC
222 W, Merchandise Mart Plaza, Chicago IL 60654 USA

1.3 Product Feature of Equipment Under Test

| Product Feature | |
|---------------------------------|--|
| Equipment | Mobile Cellular Phone |
| Brand Name | Motorola |
| Model Name | XT1926-6, XT1926-7 |
| FCC ID | IHDT56WL4 |
| EUT supports Radios application | GSM/GPRS/EGPRS/WCDMA/HSPA/DC-HSDPA /HSPA+/LTE/NFC WLAN 2.4GHz 802.11b/g/n HT20 WLAN 5GHz 802.11a/n HT20/HT40 WLAN 5GHz 802.11ac VHT20/VHT40/VHT80 Bluetooth v3.0+EDR/ Bluetooth v4.0 LE/ Bluetooth v4.1 LE/Bluetooth v4.2 LE/ Bluetooth v5.0 LE |
| IMEI Code | Conducted: 351853090015717/351853090015725 Conduction: N/A Radiation: 351853090016053/351853090016061 |
| HW Version | DVT1B |
| SW Version | evert_n-userdebug 8.0.0 OPW27.88 1825 intcfg,test-keys |
| EUT Stage | Identical Prototype |

Remark:

1. The above EUT's information was declared by manufacturer. Please refer to the specifications or user's manual for more detailed description.
2. There are two types of EUT sample 1 and sample 2, the differences between two samples are only for SIM slot, sample 1(Model name: XT1926-7) is dual SIM slot, sample 2(Model name: XT1926-6) is single SIM slot. We only choose dual SIM sample to perform full test.



1.4 Product Specification of Equipment Under Test

| Standards-related Product Specification | |
|---|---|
| Tx/Rx Frequency Range | 5180 MHz ~ 5240 MHz 5260 MHz ~ 5320 MHz 5500 MHz ~ 5700 MHz |
| Maximum Output Power to Antenna | <p><5180 MHz ~ 5240 MHz> 802.11a : 15.98 dBm / 0.0396 W 802.11n HT20 : 15.86 dBm / 0.0385 W 802.11n HT40 : 13.26 dBm / 0.0212 W 802.11ac VHT20 : 15.81 dBm / 0.0381 W 802.11ac VHT40 : 13.22 dBm / 0.0210 W 802.11ac VHT80 : 11.79 dBm / 0.0151 W</p> <p><5260 MHz ~ 5320 MHz> 802.11a : 15.89 dBm / 0.0388 W 802.11n HT20 : 15.81 dBm / 0.0381 W 802.11n HT40 : 13.12 dBm / 0.0205 W 802.11ac VHT20 : 15.71 dBm / 0.0372 W 802.11ac VHT40 : 13.09 dBm / 0.0204 W 802.11ac VHT80 : 10.92 dBm / 0.0124 W</p> <p><5500 MHz ~ 5700 MHz > 802.11a : 16.06 dBm / 0.0404 W 802.11n HT20 : 15.97 dBm / 0.0395 W 802.11n HT40 : 13.14 dBm / 0.0206 W 802.11ac VHT20 : 15.95 dBm / 0.0394 W 802.11ac VHT40 : 11.34 dBm / 0.0136 W 802.11ac VHT80 : 12.41 dBm / 0.0174 W</p> |
| 99% Occupied Bandwidth | <p><5180 MHz ~ 5240 MHz> 802.11a : 17.53 MHz 802.11n HT20 : 18.88 MHz 802.11n HT40 : 36.56 MHz 802.11ac VHT80 : 75.76 MHz</p> <p><5260 MHz ~ 5320 MHz > 802.11a : 17.53 MHz 802.11n HT20 : 18.73 MHz 802.11n HT40 : 36.56 MHz 802.11ac VHT80 : 75.76 MHz</p> <p><5500 MHz ~ 5700 MHz > 802.11a : 17.58 MHz 802.11n HT20 : 18.83 MHz 802.11n HT40 : 36.56 MHz 802.11ac VHT80 : 75.88 MHz</p> |



| | |
|----------------------------|--|
| Antenna Gain / Gain | <5180 MHz ~ 5240 MHz> PIFA Antenna with gain -1.4 dBi <5260 MHz ~ 5320 MHz> PIFA Antenna with gain -1.6 dBi <5500 MHz ~ 5700 MHz> PIFA Antenna with gain -0.9 dBi |
| Type of Modulation | 802.11a/n : OFDM (BPSK / QPSK / 16QAM / 64QAM) 802.11ac : OFDM (BPSK / QPSK / 16QAM / 64QAM / 256QAM) |

Note: For 802.11n HT20 / ac VHT20 and 802.11n HT40 / ac VHT40 mode, the whole testing has assessed only 802.11an HT20/ HT40 by referring to their maximum conducted power.



1.5 Specification of Accessory

| Specification of Accessory | | | |
|----------------------------|------------------|--|--------------------------------|
| AC Adapter 1(US) | Brand Name | Motorola (Salom) | Model Name SC-22 |
| | Power Rating | I/P: 100-240 Vac, 500mA, O/P: 5Vdc,3000mA or 9Vdc,1600mA or 12Vdc,1200mA | |
| AC Adapter 1(EU) | Brand Name | Motorola (Salom) | Model Name SC-23 |
| | Power Rating | I/P: 100-240 Vac, 500mA, O/P: 5Vdc,3000mA or 9Vdc,1600mA or 12Vdc,1200mA | |
| AC Adapter 1(UK) | Brand Name | Motorola (Salom) | Model Name SC-24 |
| | Power Rating | I/P: 100-240 Vac, 500mA, O/P: 5Vdc,3000mA or 9Vdc,1600mA or 12Vdc,1200mA | |
| AC Adapter 1(IN) | Brand Name | Motorola (Salom) | Model Name SC-25 |
| | Power Rating | I/P: 100-240 Vac, 500mA, O/P: 5Vdc,3000mA or 9Vdc,1600mA or 12Vdc,1200mA | |
| AC Adapter 1(AU) | Brand Name | Motorola (Salom) | Model Name SC-26 |
| | Power Rating | I/P: 100-240 Vac, 500mA, O/P: 5Vdc,3000mA or 9Vdc,1600mA or 12Vdc,1200mA | |
| AC Adapter 1(AR) | Brand Name | Motorola (Salom) | Model Name SC-27 |
| | Power Rating | I/P: 100-240 Vac, 500mA, O/P: 5Vdc,3000mA or 9Vdc,1600mA or 12Vdc,1200mA | |
| AC Adapter 2(US) | Brand Name | Motorola (Chenyang) | Model Name SC-22 |
| | Power Rating | I/P: 100-240 Vac, 500mA, O/P: 5Vdc,3000mA or 9Vdc,1600mA or 12Vdc,1200mA | |
| AC Adapter 2(EU) | Brand Name | Motorola (Chenyang) | Model Name SC-23 |
| | Power Rating | I/P: 100-240 Vac, 500mA, O/P: 5Vdc,3000mA or 9Vdc,1600mA or 12Vdc,1200mA | |
| AC Adapter 2(UK) | Brand Name | Motorola (Chenyang) | Model Name SC-24 |
| | Power Rating | I/P: 100-240 Vac, 500mA, O/P: 5Vdc,3000mA or 9Vdc,1600mA or 12Vdc,1200mA | |
| AC Adapter 2(IN) | Brand Name | Motorola (Chenyang) | Model Name SC-25 |
| | Power Rating | I/P: 100-240 Vac, 500mA, O/P: 5Vdc,3000mA or 9Vdc,1600mA or 12Vdc,1200mA | |
| AC Adapter 2(AU) | Brand Name | Motorola (Chenyang) | Model Name SC-26 |
| | Power Rating | I/P: 100-240 Vac, 500mA, O/P: 5Vdc,3000mA or 9Vdc,1600mA or 12Vdc,1200mA | |
| AC Adapter 2(AR) | Brand Name | Motorola (chenyang) | Model Name SC-27 |
| | Power Rating | I/P: 100-240 Vac, 500mA, O/P: 5Vdc,3000mA or 9Vdc,1600mA or 12Vdc,1200mA | |
| Battery | Brand Name | Motorola (ATL) | Model Name JT40 |
| | Power Rating | 3.8Vdc,3200mAh | Type Li-ion Polymer |
| Earphone 1 | Brand Name | Motorola (Jiahe) | Model Name LS-118M-12 |
| | Signal Line Type | 1.2 meter, non-shielded cable, without ferrite core | |
| Earphone 2 | Brand Name | Motorola (Lianyun) | Model Name TS910A-38AMS01WHR-M |
| | Signal Line Type | 1.2 meter, non-shielded cable, without ferrite core | |
| USB Cable | Brand Name | Motorola (Liqi) | Model Name L32B-053000100-ALL |
| | Signal Line Type | 1.0 meter, shielded cable, without ferrite core | |



1.6 Modification of EUT

No modifications are made to the EUT during all test items.

1.7 Testing Location

Sporton International (Kunshan) Inc. is accredited to ISO 17025 by National Voluntary Laboratory Accreditation Program (NVLAP code: 600155-0) and the FCC designation No. is CN5013.

| | | | |
|---------------------------|---|---------|---------------------------------------|
| Test Site | Sporton International (Kunshan) Inc. | | |
| Test Site Location | No.3-2 Ping-Xiang Rd, Kunshan Development Zone Kunshan City Jiangsu Province 215335 China TEL : +86-512-57900158 FAX : +86-512-57900958 | | |
| Test Site No. | Sporton Site No. | | FCC Test Firm Registration No. |
| | TH01-KS | CO01-KS | 630927 |

Note: The test site complies with ANSI C63.4 2014 requirement.

Sporton International (Shenzhen) Inc. is accredited to ISO 17025 by National Voluntary Laboratory Accreditation Program (NVLAP code: 600156-0) and the FCC designation No is CN5019.

| | | | |
|---------------------------|---|--|---------------------------------------|
| Test Site | Sporton International (Shenzhen) Inc. | | |
| Test Site Location | No. 3 Bldg the third floor of south, Shahe River west, Fengzeyuan Warehouse, Nanshan District Shenzhen City Guangdong Province 518055 China TEL: +86-755-3320-2398 | | |
| Test Site No. | Sporton Site No. | | FCC Test Firm Registration No. |
| | 03CH01-SZ | | 577730 |

Note: The test site complies with ANSI C63.4 2014 requirement.



1.8 Applicable Standards

According to the specifications of the manufacturer, the EUT must comply with the requirements of the following standards:

- ♦ FCC Part 15 Subpart E
- ♦ FCC KDB 789033 D02 General UNII Test Procedures New Rules v02r01
- ♦ ANSI C63.10-2013

Remark:

1. All test items were verified and recorded according to the standards and without any deviation during the test.
2. This EUT has also been tested and complied with the requirements of FCC Part 15, Subpart B, recorded in a separate test report.



2 Test Configuration of Equipment Under Test

The EUT has been associated with peripherals and configuration operated in a manner tended to maximize its emission characteristics in a typical application. Frequency range investigated: conducted emission (150 kHz to 30 MHz) and radiated emission (9 kHz to the 10th harmonic of the highest fundamental frequency or to 40 GHz, whichever is lower). For radiated measurement, pre-scanned in three orthogonal panels, X, Y, Z. The worst cases were recorded in this report.

2.1 Carrier Frequency Channel

| Frequency Band | Channel | Freq. (MHz) | Channel | Freq. (MHz) |
|--------------------------------------|---------|-------------|---------|-------------|
| 5180-5240 MHz Band 1 (U-NII-1) | 36 | 5180 | 44 | 5220 |
| | 38* | 5190 | 46* | 5230 |
| | 40 | 5200 | 48 | 5240 |
| | 42# | 5210 | - | - |

| Frequency Band | Channel | Freq. (MHz) | Channel | Freq. (MHz) |
|---------------------------------------|---------|-------------|---------|-------------|
| 5260-5320 MHz Band 2 (U-NII-2A) | 52 | 5260 | 60 | 5300 |
| | 54* | 5270 | 62* | 5310 |
| | 56 | 5280 | 64 | 5320 |
| | 58# | 5290 | | |

| Frequency Band | Channel | Freq. (MHz) | Channel | Freq. (MHz) |
|---------------------------------------|---------|-------------|---------|-------------|
| 5500-5700 MHz Band 3 (U-NII-2C) | 100 | 5500 | 112 | 5560 |
| | 102* | 5510 | 116 | 5580 |
| | 104 | 5520 | 132 | 5660 |
| | 106# | 5530 | 134* | 5670 |
| | 108 | 5540 | 136 | 5680 |
| | 110* | 5550 | 140 | 5700 |



| Frequency Band | Channel | Freq. (MHz) | Channel | Freq. (MHz) |
|----------------|---------|-------------|---------|-------------|
| TDWR Channel | 118* | 5590 | 124 | 5620 |
| | 120 | 5600 | 126* | 5630 |
| | 122# | 5610 | 128 | 5640 |

Note:

1. The above Frequency and Channel in "*" were 802.11n HT40 and 802.11ac VHT40.
2. The above Frequency and Channel in "#" were 802.11ac VHT80.



2.2 Test Mode

Final test mode of conducted test items and radiated spurious emissions are considering the modulation and worse data rates as below table.

| Modulation | Data Rate |
|----------------|-----------|
| 802.11a | 6 Mbps |
| 802.11n HT20 | MCS0 |
| 802.11n HT40 | MCS0 |
| 802.11ac VHT80 | MCS0 |

| Test Cases | |
|--|---|
| AC Conducted Emission | Mode 1 : GSM850 Idle + Bluetooth Link + WLAN Link (5G) + USB Cable (Charging from Adapter 1) + Earphone 1 |
| Remark: For Radiated Test Cases, The tests were performed with Earphone 1, Adapter 1 and USB Cable. | |



| Ch. # | | Band I : 5180-5240 MHz | Band II : 5260-5320 MHz | Band III : 5500-5700MHz |
|-------|--------|------------------------|-------------------------|-------------------------|
| | | 802.11a | 802.11a | 802.11a |
| L | Low | 36 | 52 | 100 |
| M | Middle | 44 | 60 | 116 |
| H | High | 48 | 64 | 140 |

| Ch. # | | Band I : 5180-5240 MHz | Band II : 5260-5320 MHz | Band III : 5500-5700MHz |
|-------|--------|------------------------|-------------------------|-------------------------|
| | | 802.11n HT20 | 802.11n HT20 | 802.11n HT20 |
| L | Low | 36 | 52 | 100 |
| M | Middle | 44 | 60 | 116 |
| H | High | 48 | 64 | 140 |

| Ch. # | | Band I : 5180-5240 MHz | Band II : 5260-5320 MHz | Band III : 5500-5700MHz |
|-------|--------|------------------------|-------------------------|-------------------------|
| | | 802.11n HT40 | 802.11n HT40 | 802.11n HT40 |
| L | Low | 38 | 54 | 102 |
| M | Middle | - | - | 110 |
| H | High | 46 | 62 | 134 |

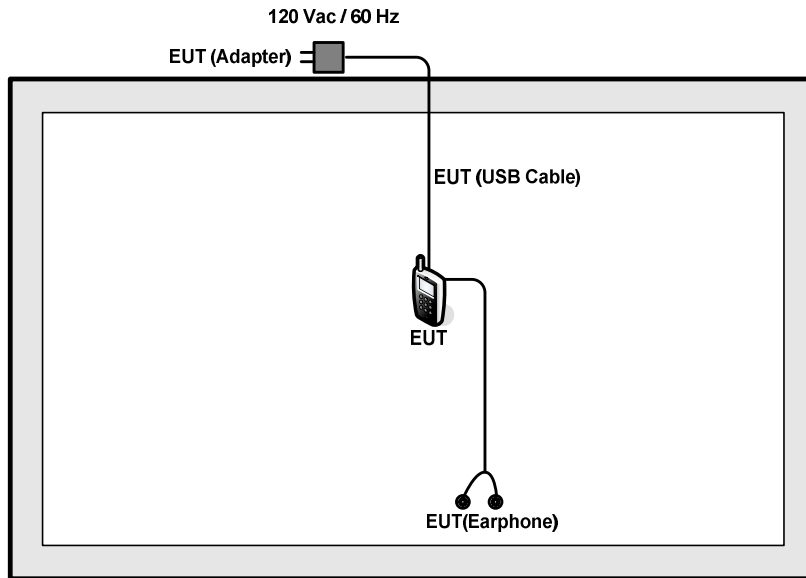
| Ch. # | | Band I : 5180-5240 MHz | Band II : 5260-5320 MHz | Band III : 5500-5700MHz |
|-------|--------|------------------------|-------------------------|-------------------------|
| | | 802.11ac VHT20 | 802.11ac VHT20 | 802.11ac VHT20 |
| L | Low | 36 | 52 | 100 |
| M | Middle | 44 | 60 | 116 |
| H | High | 48 | 64 | 140 |

| Ch. # | | Band I : 5180-5240 MHz | Band II : 5260-5320 MHz | Band III : 5500-5700MHz |
|-------|--------|------------------------|-------------------------|-------------------------|
| | | 802.11ac VHT40 | 802.11ac VHT40 | 802.11ac VHT40 |
| L | Low | 38 | 54 | 102 |
| M | Middle | - | - | 110 |
| H | High | 46 | 62 | 134 |

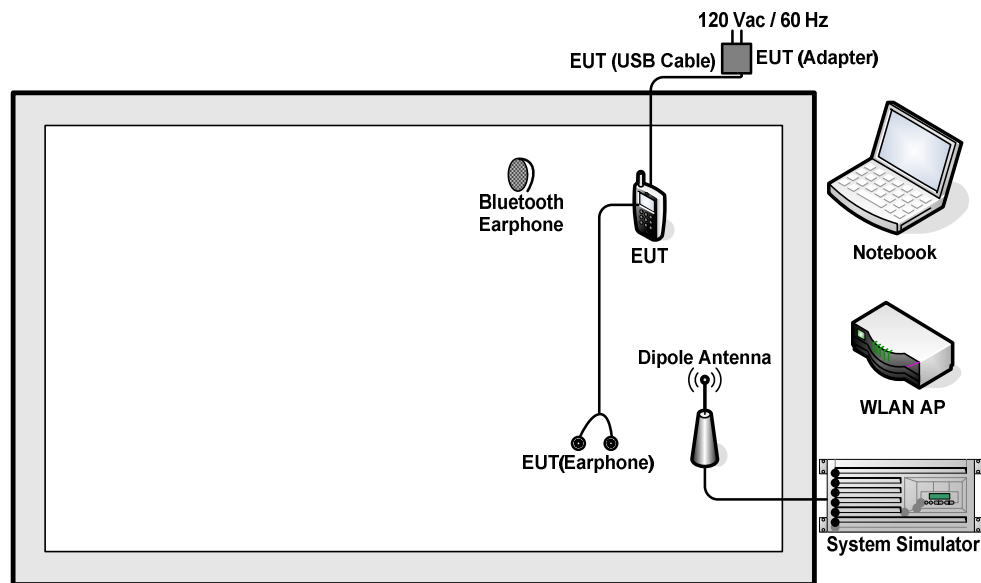
| Ch. # | | Band I : 5180-5240 MHz | Band II : 5260-5320 MHz | Band III : 5500-5700MHz |
|-------|--------|------------------------|-------------------------|-------------------------|
| | | 802.11ac VHT80 | 802.11ac VHT80 | 802.11ac VHT80 |
| L | Low | - | - | 106 |
| M | Middle | 42 | 58 | - |
| H | High | - | - | 122 |

2.3 Connection Diagram of Test System

< Radiated Emission Mode >



< AC Conducted Emission Mode >





2.4 Support Unit used in test configuration and system

| Item | Equipment | Trade Name | Model Name | FCC ID | Data Cable | Power Cord |
|------|--------------------|------------|------------|-------------|------------|--|
| 1. | System Simulator | R&S | CMU 200 | N/A | N/A | Unshielded, 1.8 m |
| 2. | WLAN AP | D-Link | DIR-855 | KA2DIR855A2 | N/A | Unshielded, 1.8 m |
| 3. | Notebook | Lenovo | G480 | N/A | N/A | AC I/P: Unshielded, 1.8 m DC O/P: Shielded, 1.8 m |
| 4. | Bluetooth Earphone | Lenovo | LBH308 | N/A | N/A | N/A |

2.5 EUT Operation Test Setup

For WLAN RF test items, an engineering test program was provided and enabled to make EUT continuously transmit/receive.

For AC power line conducted emissions, the EUT was set to connect with the WLAN AP under large package sizes transmission.



2.6 Measurement Results Explanation Example

For all conducted test items:

The offset level is set in the spectrum analyzer to compensate the RF cable loss between EUT conducted output port and spectrum analyzer. With the offset compensation, the spectrum analyzer reading level is exactly the EUT RF output level.

Example :

The spectrum analyzer offset is derived from RF cable loss.

Offset = RF cable loss.

Following shows an offset computation example with cable loss 6.9 dB.

$$\begin{aligned} \text{Offset(dB)} &= \text{RF cable loss(dB)}. \\ &= 6.9 \text{ (dB)} \end{aligned}$$

3 Test Result

3.1 26dB & 99% Occupied Bandwidth Measurement

3.1.1 Description of 26dB & 99% Occupied Bandwidth

This section is for reporting purpose only.

There is no restriction limits for bandwidth.

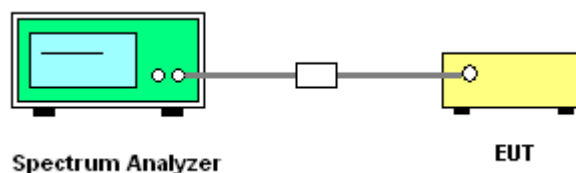
3.1.2 Measuring Instruments

The measuring equipment is listed in the section 4 of this test report.

3.1.3 Test Procedures

1. The testing follows FCC KDB 789033 D02 General UNII Test Procedures New Rules v02r01.
Section C) Emission bandwidth
2. Set RBW = approximately 1% of the emission bandwidth.
3. Set the VBW > RBW.
4. Detector = Peak.
5. Trace mode = max hold
6. Measure the maximum width of the emission that is 26 dB down from the peak of the emission.
Compare this with the RBW setting of the analyzer. Readjust RBW and repeat measurement as needed until the RBW/EBW ratio is approximately 1%.
7. For 99% Bandwidth Measurement, the spectrum analyzer's resolution bandwidth (RBW) is set 1MHz and set the Video bandwidth (VBW) $\geq 3 * RBW$.
8. Measure and record the results in the test report.

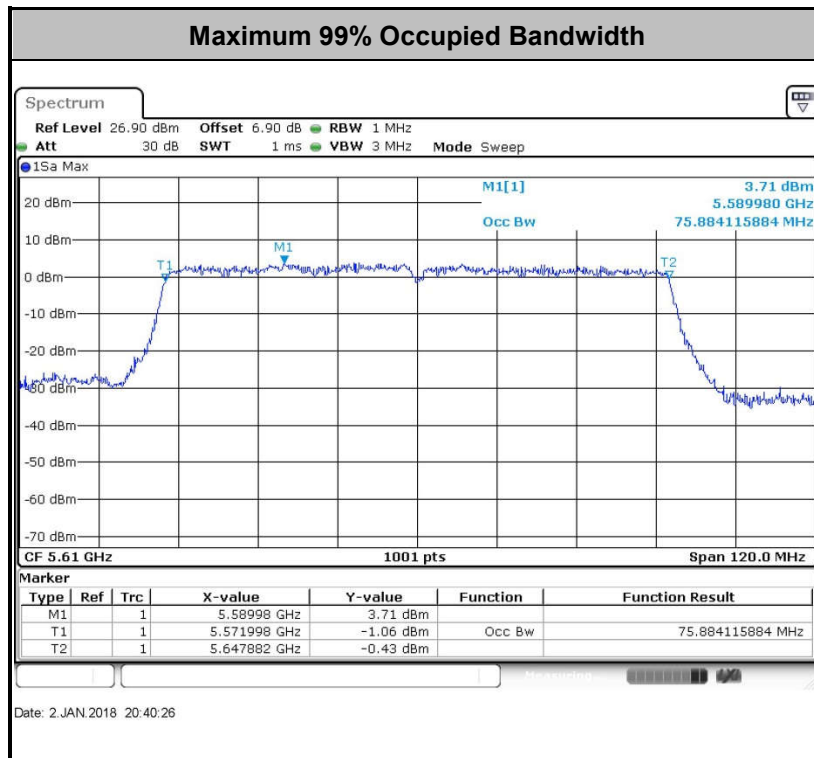
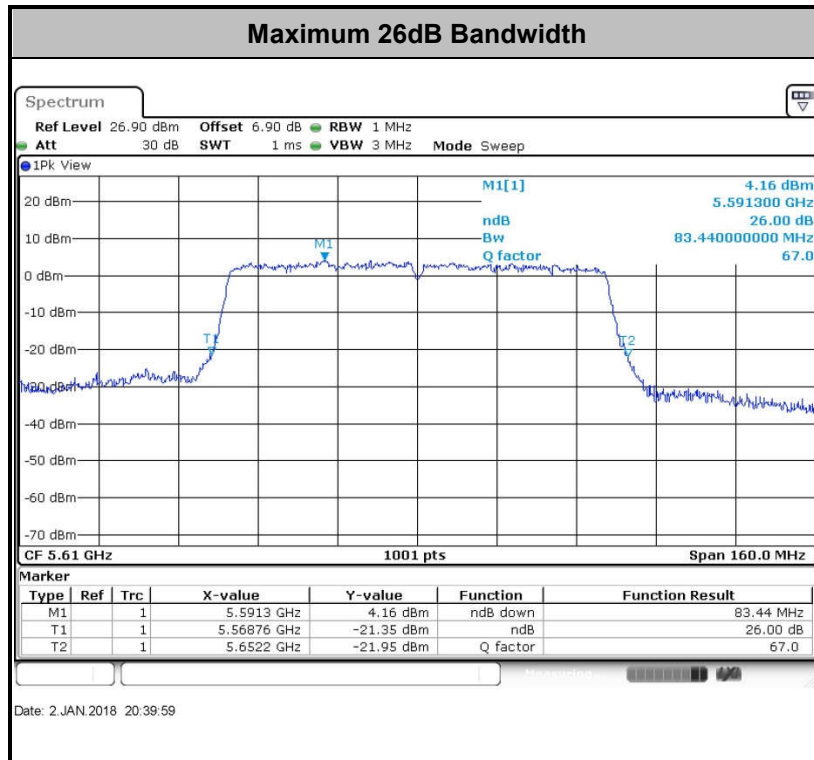
3.1.4 Test Setup





3.1.5 Test Result of 26dB & 99% Occupied Bandwidth Plots

Please refer to Appendix A.



Note : The occupied channel bandwidth is maintained within the band of operation for all of the modulations.



3.2 Maximum Conducted Output Power Measurement

3.2.1 Limit of Maximum Conducted Output Power

<FCC 14-30 CFR 15.407>

For mobile and portable client devices in the 5.15–5.25 GHz band, the maximum conducted output power over the frequency band of operation shall not exceed 250 mW.

For the 5.25–5.725 GHz bands, the maximum conducted output power over the frequency bands of operation shall not exceed the lesser of 250 mW or $11 \text{ dBm} + 10 \log B$, where B is the 26 dB emission bandwidth in megahertz.

If transmitting antennas of directional gain greater than 6 dBi are used, the peak output power shall be reduced by the amount in dB that the directional gain of the antenna exceeds 6 dBi.

Note that U-NII-2 band, devices with a maximum e.i.r.p. greater than 500 mW shall implement TPC in order to have the capability to operate at least 6 dB below the maximum permitted e.i.r.p. of 1 W.

3.2.2 Measuring Instruments

The measuring equipment is listed in the section 4 of this test report.

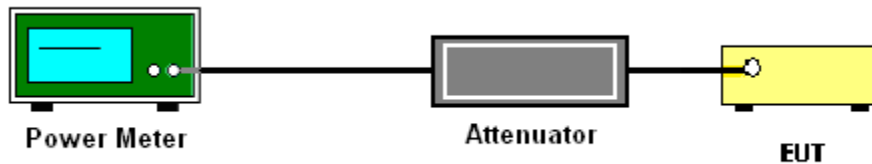
3.2.3 Test Procedures

The testing follows Method PM of FCC KDB 789033 D02 General UNII Test Procedures New Rules v02r01.

Method PM (Measurement using an RF average power meter):

1. Measurement is performed using a wideband RF power meter.
2. The EUT is configured to transmit continuously with a consistent duty cycle at its maximum power control level.
3. Measure the average power of the transmitter, and the average power is corrected with duty factor, $10 \log(1/x)$, where x is the duty cycle.

3.2.4 Test Setup



3.2.5 Test Result of Maximum Conducted Output Power

Please refer to Appendix A.



3.3 Power Spectral Density Measurement

3.3.1 Limit of Power Spectral Density

<FCC 14-30 CFR 15.407>

For mobile and portable client devices in the 5.15–5.25 GHz band, the maximum power spectral density shall not exceed 11dBm in any 1 megahertz band.

For the 5.25–5.725 GHz bands, the maximum power spectral density shall not exceed 11 dBm in any 1 megahertz band.

If transmitting antennas of directional gain greater than 6 dBi are used, the peak output power shall be reduced by the amount in dB that the directional gain of the antenna exceeds 6 dBi.

3.3.2 Measuring Instruments

The measuring equipment is listed in the section 4 of this test report.

3.3.3 Test Procedures

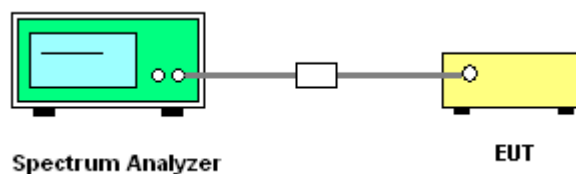
The testing follows FCC KDB 789033 D02 General UNII Test Procedures New Rules v02r01.
Section F) Maximum power spectral density.

Method SA-2

(trace averaging across on and off times of the EUT transmissions, followed by duty cycle correction).

1. The testing follows Method SA-2 of FCC KDB 789033 D02 General UNII Test Procedures New Rules v02r01.
 - Measure the duty cycle.
 - Set span to encompass the entire emission bandwidth (EBW) of the signal.
 - Set RBW = 1 MHz.
 - Set VBW \geq 3 MHz.
 - Number of points in sweep \geq 2 Span / RBW.
 - Sweep time = auto.
 - Detector = RMS
 - Trace average at least 100 traces in power averaging mode.
 - Add $10 \log(1/x)$, where x is the duty cycle, to the measured power in order to compute the average power during the actual transmission times. For example, add $10 \log(1/0.25) = 6$ dB if the duty cycle is 25 percent.
2. The RF output of EUT was connected to the spectrum analyzer by a low loss cable.
3. Each plot has already offset with cable loss, and attenuator loss. Measure the PPSD and record it.

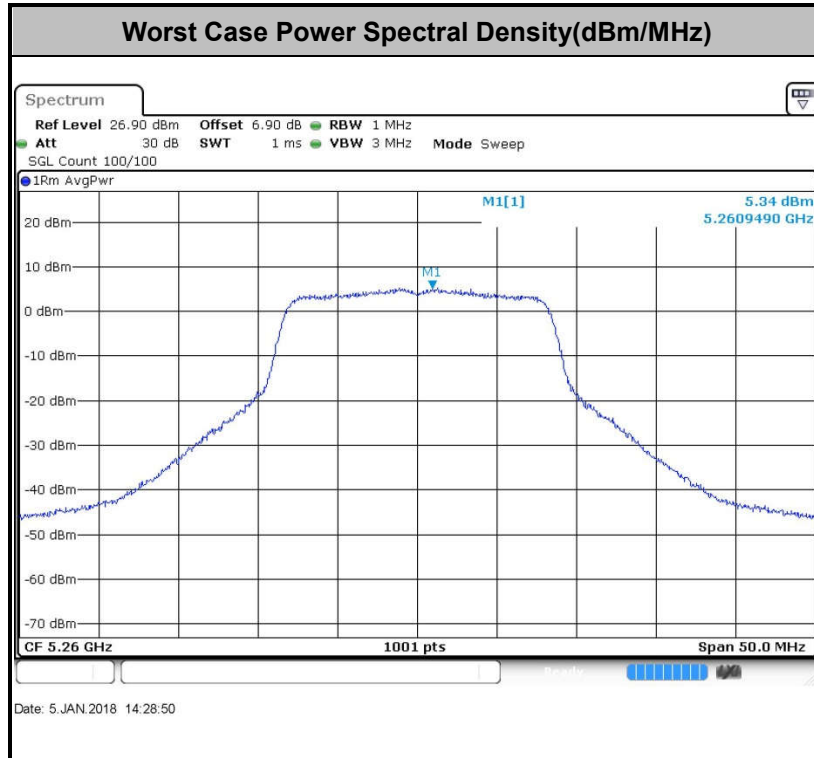
3.3.4 Test Setup





3.3.5 Test Result of Power Spectral Density

Please refer to Appendix A.



Note: Average Power Density (dB) = Measured value+ Duty Factor



3.4 Unwanted Radiated Emission Measurement

This section is to measure unwanted emissions through radiated measurement for band edge spurious emissions and out of band emissions measurement.

3.4.1 Limit of Unwanted Emissions

- (1) For transmitters operating in the 5150-5250 MHz band: all emissions outside of the 5150-5350 MHz band shall not exceed an EIRP of -27dBm/MHz.

For transmitters operating in the 5250-5350 MHz band: all emissions outside of the 5150-5350 MHz band shall not exceed an EIRP of -27 dBm/MHz. Devices operating in the 5250-5350 MHz band that generate emissions in the 5150-5250 MHz band must meet all applicable technical requirements for operation in the 5150-5250 MHz band (including indoor use) or alternatively meet an out-of-band emission EIRP limit of -27 dBm/MHz in the 5150-5250 MHz band.

For transmitters operating in the 5470-5725MHz band: all emissions outside of the 5470-5725MHz band shall not exceed an EIRP of -27 dBm/MHz.

- (2) Unwanted spurious emissions fallen in restricted bands shall comply with the general field strength limits as below table,

| Frequency (MHz) | Field Strength (microvolts/meter) | Measurement Distance (meters) |
|-----------------|-----------------------------------|-------------------------------|
| 0.009 – 0.490 | 2400/F(kHz) | 300 |
| 0.490 – 1.705 | 24000/F(kHz) | 30 |
| 1.705 – 30.0 | 30 | 30 |
| 30 – 88 | 100 | 3 |
| 88 – 216 | 150 | 3 |
| 216 - 960 | 200 | 3 |
| Above 960 | 500 | 3 |

Note: The following formula is used to convert the EIRP to field strength.

$$E = \frac{1000000\sqrt{30P}}{3} \mu\text{V/m, where P is the eirp (Watts)}$$



| EIRP (dBm) | Field Strength at 3m (dBµV/m) |
|------------|-------------------------------|
| - 27 | 68.3 |

(3) KDB789033 D01 v02r01 G)2)c)

- (i) Section 15.407(b)(1) to (b)(3) specify the unwanted emission limits for the U-NII-1 and U-NII-2 bands. As specified, emissions above 1000 MHz that are outside of the restricted bands are subject to a peak emission limit of -27 dBm/MHz.³
- (ii) Section 15.407(b)(4) specifies the unwanted emission limit for the U-NII-3 band. A band emissions mask is specified in Section 15.407(b)(4)(i). The emission limits are in terms of a Peak detector. An alternative to the band emissions mask is specified in Section 15.407(b)(4)(ii). The alternative limits are based on the highest antenna gain specified in the filing. There are also marketing and importation restrictions for the devices using the alternative limit.⁴

Note 3: An out-of-band emission that complies with both the average and peak limits of Section 15.209 is not required to satisfy the -27 dBm/MHz peak emission limit.

Note 4: Only devices with antenna gains of 10 dBi or less may be approved using the emission limits specified in Section 15.247(d) till March 2, 2018; all other devices operating in this band must use the mask specified in Section 15.407(b)(4)(i).



3.4.2 Measuring Instruments

The measuring equipment is listed in the section 4 of this test report.

3.4.3 Test Procedures

1. The testing follows FCC KDB 789033 D02 General UNII Test Procedures New Rules v02r01. Section G) Unwanted emissions measurement.

(1) Procedure for Unwanted Emissions Measurements Below 1000MHz

- RBW = 120 kHz
- VBW = 300 kHz
- Detector = Peak
- Trace mode = max hold

(2) Procedure for Peak Unwanted Emissions Measurements Above 1000 MHz

- RBW = 1 MHz
- VBW \geq 3 MHz
- Detector = Peak
- Sweep time = auto
- Trace mode = max hold

(3) Procedures for Average Unwanted Emissions Measurements Above 1000MHz

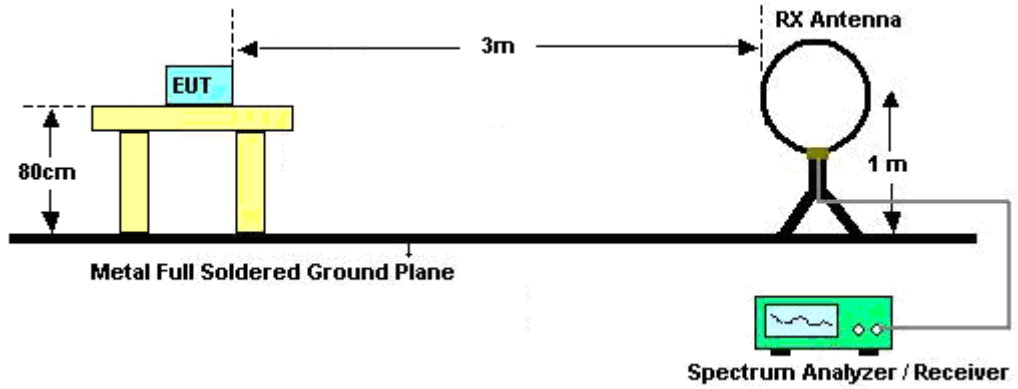
- RBW = 1 MHz
- VBW = 10 Hz, when duty cycle is no less than 98 percent.
- VBW \geq 1/T, when duty cycle is less than 98 percent where T is the minimum transmission duration over which the transmitter is on and is transmitting at its maximum power control level for the tested mode of operation.



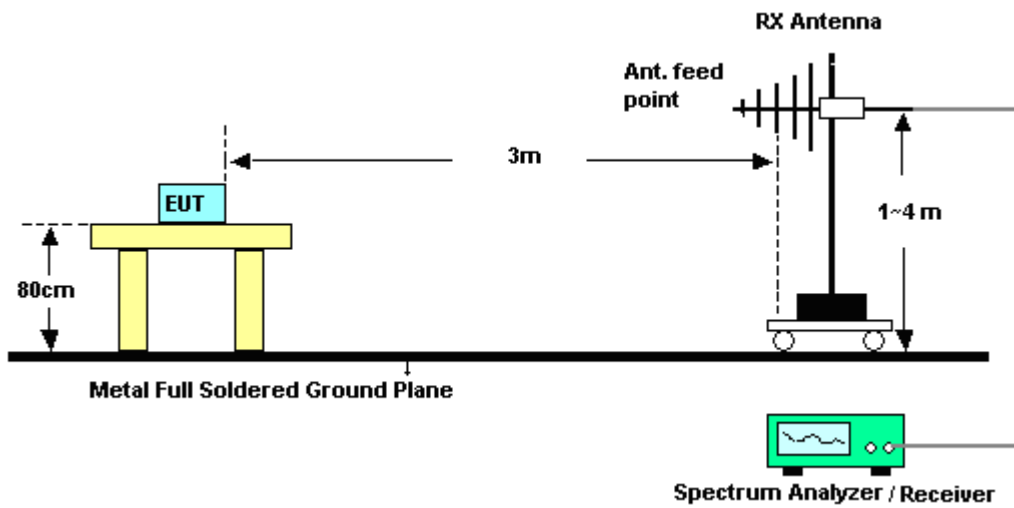
2. The EUT was placed on a turntable with 0.8 meter for frequency below 1GHz and 1.5 meter for frequency above 1GHz respectively above ground.
3. The EUT was set 3 meters from the interference receiving antenna which was mounted on the top of a variable height antenna tower.
4. The antenna is a broadband antenna and its height is adjusted between one meter and four meters above ground to find the maximum value of the field strength for both horizontal polarization and vertical polarization of the antenna.
5. For each suspected emission, the EUT was arranged to its worst case and then adjust the antenna tower (from 1 m to 4 m) and turntable (from 0 degree to 360 degrees) to find the maximum reading.
6. For testing below 1GHz, if the emission level of the EUT in peak mode was 3 dB lower than the limit specified, then peak values of EUT will be reported, otherwise, the emissions will be repeated one by one using the CISPR quasi-peak method and reported.
7. For testing above 1GHz, the emission level of the EUT in peak mode was 20dB lower than average limit (that means the emission level in average mode also complies with the limit in average mode), then peak values of EUT will be reported, otherwise, the emissions will be measured in average mode again and reported.

3.4.4 Test Setup

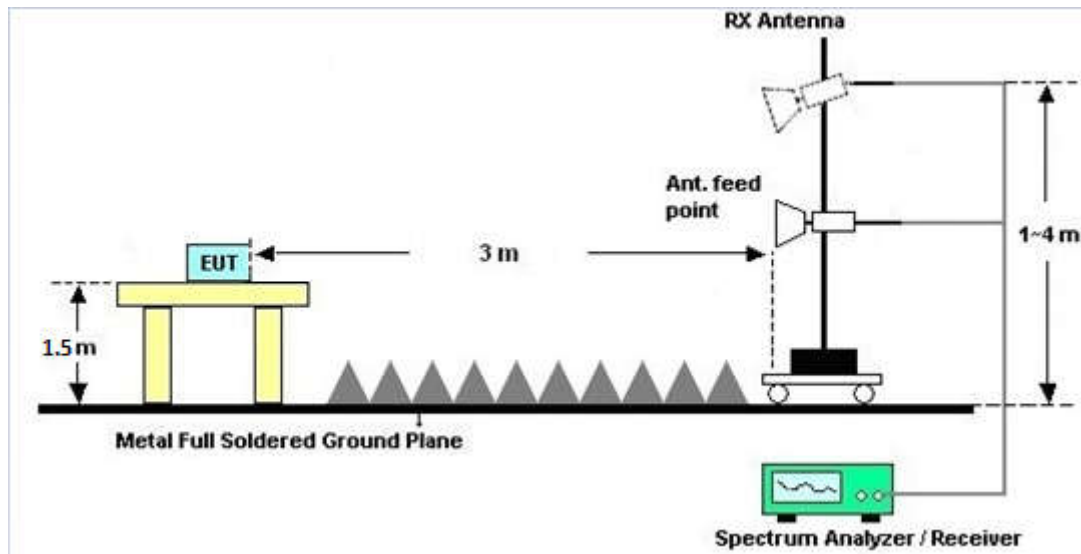
For radiated emissions below 30MHz



For radiated emissions from 30MHz to 1GHz



For radiated emissions above 1GHz



3.4.5 Test Results of Radiated Spurious Emissions (9 kHz ~ 30 MHz)

The low frequency, which started from 9 kHz to 30MHz, was pre-scanned and the result which was 20dB lower than the limit line was not reported.

3.4.6 Test Result of Radiated Spurious at Band Edges

Please refer to Appendix B.

3.4.7 Duty Cycle

Please refer to Appendix C.

3.4.8 Test Result of Radiated Spurious Emission (30MHz ~ 10th Harmonic)

Please refer to Appendix B.



3.5 AC Conducted Emission Measurement

3.5.1 Limit of AC Conducted Emission

For equipment that is designed to be connected to the public utility (AC) power line, the radio frequency voltage that is conducted back onto the AC power line on any frequency or frequencies within the band 150 kHz to 30 MHz shall not exceed the limits in the following table.

| Frequency of emission (MHz) | Conducted limit (dBµV) | |
|-----------------------------|------------------------|-----------|
| | Quasi-peak | Average |
| 0.15-0.5 | 66 to 56* | 56 to 46* |
| 0.5-5 | 56 | 46 |
| 5-30 | 60 | 50 |

*Decreases with the logarithm of the frequency.

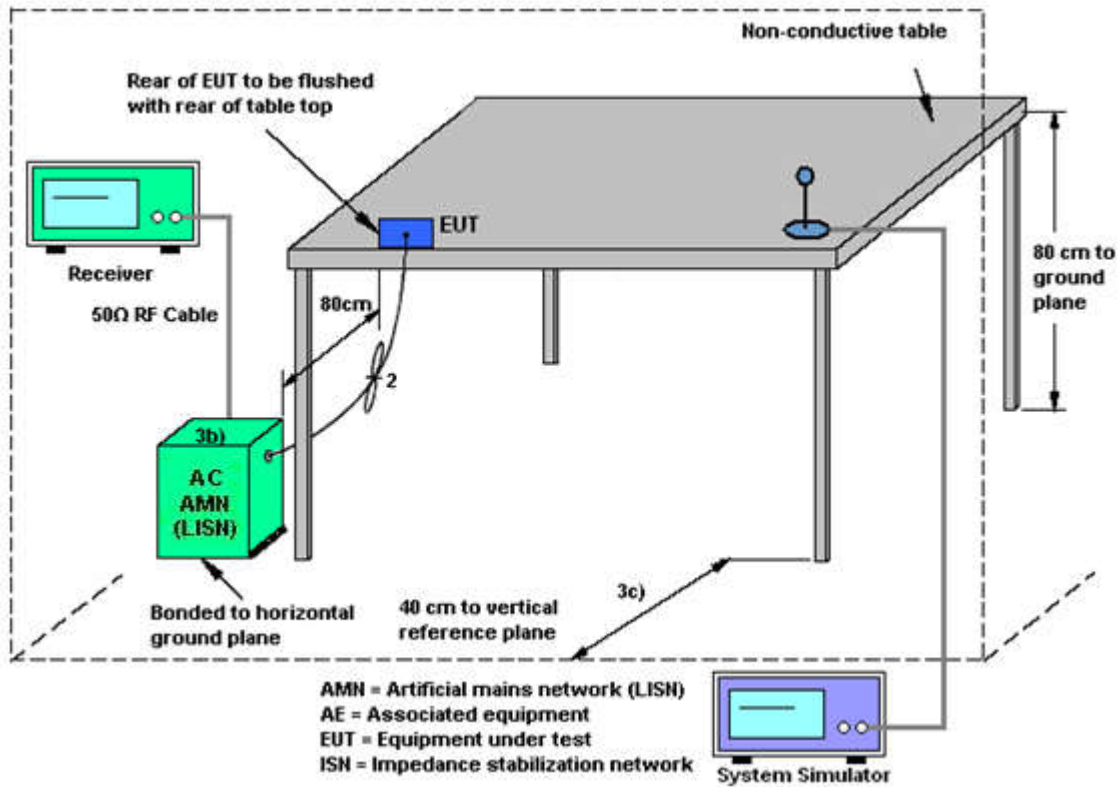
3.5.2 Measuring Instruments

The measuring equipment is listed in the section 4 of this test report.

3.5.3 Test Procedures

1. The EUT was placed 0.4 meter from the conducting wall of the shielding room was kept at least 80 centimeters from any other grounded conducting surface.
2. Connect EUT to the power mains through a line impedance stabilization network (LISN).
3. All the support units are connecting to the other LISN.
4. The LISN provides 50 ohm coupling impedance for the measuring instrument.
5. The FCC states that a 50 ohm, 50 microhenry LISN should be used.
6. Both sides of AC line were checked for maximum conducted interference.
7. The frequency range from 150 kHz to 30 MHz was searched.
8. Set the test-receiver system to Peak Detect Function and specified bandwidth with Maximum Hold Mode.

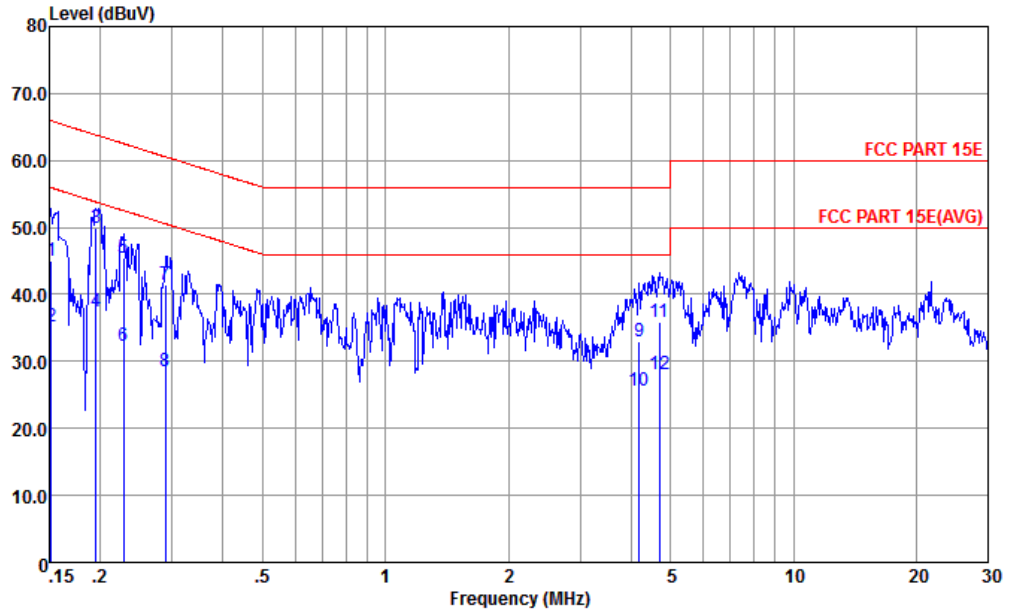
3.5.4 Test Setup





3.5.5 Test Result of AC Conducted Emission

| | | | |
|-----------------|--|---------------------|---------|
| Test Mode : | Mode 1 | Temperature : | 22~24°C |
| Test Engineer : | Eko Guan | Relative Humidity : | 40~42% |
| Test Voltage : | 120Vac / 60Hz | Phase : | Line |
| Function Type : | GSM850 Idle + Bluetooth Link + WLAN Link (5G) + USB Cable (Charging from Adapter 1) + Earphone 1 | | |

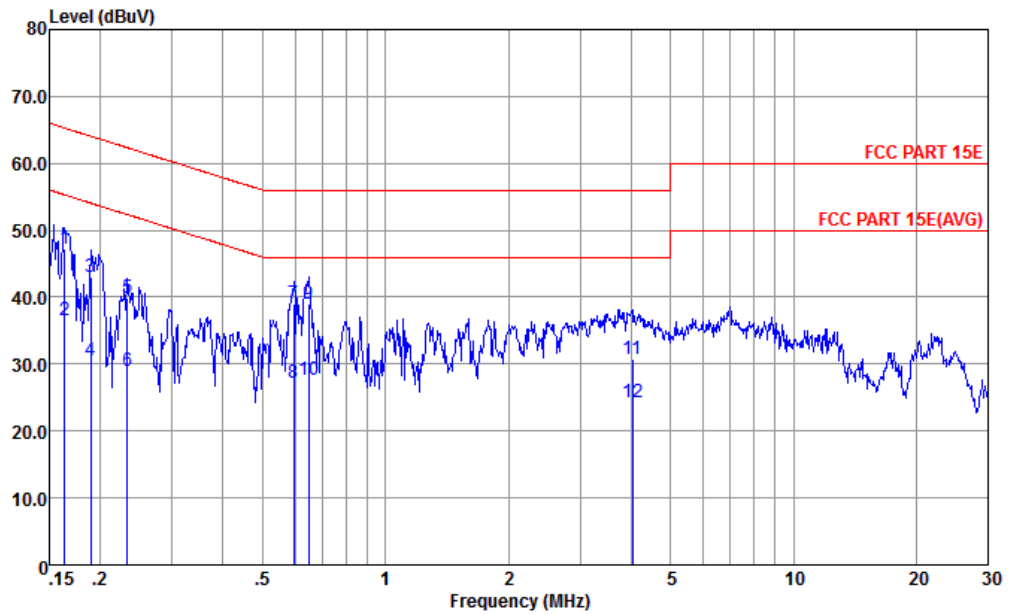


Site : CO01-KS
 Condition : FCC PART 15E LISN-L-171013-060103 LINE

| | Freq | Level | Over Limit | Limit Line | Read Level | LISN Factor | Cable Loss | Remark |
|-----|-------|-------|------------|------------|------------|-------------|------------|---------|
| | MHz | dBuV | dB | dBuV | dBuV | dB | dB | |
| 1 | 0.152 | 44.97 | -20.94 | 65.91 | 34.20 | 0.16 | 10.61 | QP |
| 2 | 0.152 | 35.27 | -20.64 | 55.91 | 24.50 | 0.16 | 10.61 | Average |
| 3 * | 0.195 | 49.86 | -13.94 | 63.80 | 39.19 | 0.20 | 10.47 | QP |
| 4 | 0.195 | 37.46 | -16.34 | 53.80 | 26.79 | 0.20 | 10.47 | Average |
| 5 | 0.228 | 45.45 | -17.07 | 62.52 | 34.79 | 0.21 | 10.45 | QP |
| 6 | 0.228 | 32.25 | -20.27 | 52.52 | 21.59 | 0.21 | 10.45 | Average |
| 7 | 0.289 | 41.45 | -19.09 | 60.54 | 30.80 | 0.22 | 10.43 | QP |
| 8 | 0.289 | 28.55 | -21.99 | 50.54 | 17.90 | 0.22 | 10.43 | Average |
| 9 | 4.180 | 33.03 | -22.97 | 56.00 | 22.50 | 0.35 | 10.18 | QP |
| 10 | 4.180 | 25.73 | -20.27 | 46.00 | 15.20 | 0.35 | 10.18 | Average |
| 11 | 4.696 | 35.78 | -20.22 | 56.00 | 25.21 | 0.36 | 10.21 | QP |
| 12 | 4.696 | 28.08 | -17.92 | 46.00 | 17.51 | 0.36 | 10.21 | Average |



| | | | |
|-----------------|--|---------------------|---------|
| Test Mode : | Mode 1 | Temperature : | 22~24°C |
| Test Engineer : | Eko Guan | Relative Humidity : | 40~42% |
| Test Voltage : | 120Vac / 60Hz | Phase : | Neutral |
| Function Type : | GSM850 Idle + Bluetooth Link + WLAN Link (5G) + USB Cable (Charging from Adapter 1) + Earphone 1 | | |



Site : CO01-KS
 Condition : FCC PART 15E LISN-N-171013-060103 NEUTRAL

| | Freq | Level | Over Limit | Limit Line | Read Level | LISN Factor | Cable Loss | Remark |
|-----|-------|-------|------------|------------|------------|-------------|------------|---------|
| | MHz | dBuV | dB | dBuV | dBuV | dB | dB | |
| 1 | 0.163 | 47.15 | -18.15 | 65.30 | 36.30 | 0.28 | 10.57 | QP |
| 2 | 0.163 | 36.65 | -18.65 | 55.30 | 25.80 | 0.28 | 10.57 | Average |
| 3 | 0.189 | 43.07 | -20.99 | 64.06 | 32.30 | 0.28 | 10.49 | QP |
| 4 | 0.189 | 30.57 | -23.49 | 54.06 | 19.80 | 0.28 | 10.49 | Average |
| 5 | 0.233 | 39.93 | -22.42 | 62.35 | 29.21 | 0.28 | 10.44 | QP |
| 6 | 0.233 | 28.93 | -23.42 | 52.35 | 18.21 | 0.28 | 10.44 | Average |
| 7 * | 0.595 | 39.03 | -16.97 | 56.00 | 28.50 | 0.30 | 10.23 | QP |
| 8 | 0.595 | 27.13 | -18.87 | 46.00 | 16.60 | 0.30 | 10.23 | Average |
| 9 | 0.647 | 38.99 | -17.01 | 56.00 | 28.49 | 0.30 | 10.20 | QP |
| 10 | 0.647 | 27.69 | -18.31 | 46.00 | 17.19 | 0.30 | 10.20 | Average |
| 11 | 4.027 | 30.80 | -25.20 | 56.00 | 20.29 | 0.34 | 10.17 | QP |
| 12 | 4.027 | 24.30 | -21.70 | 46.00 | 13.79 | 0.34 | 10.17 | Average |



3.6 Automatically Discontinue Transmission

3.6.1 Limit of Automatically Discontinue Transmission

The device shall automatically discontinue transmission in case of either absence of information to transmit or operational failure. These provisions are not intended to preclude the transmission of control or signaling information or the use of repetitive codes used by certain digital technologies to complete frame or burst intervals. Applicants shall include in their application for equipment authorization to describe how this requirement is met.

3.6.2 Measuring Instruments

The measuring equipment is listed in the section 4 of this test report.

3.6.3 Test Result of Automatically Discontinue Transmission

While the EUT is not transmitting any information, the EUT can automatically discontinue transmission and become standby mode for power saving. The EUT can detect the controlling signal of ACK message transmitting from remote device and verify whether it shall resend or discontinue transmission.



3.7 Antenna Requirements

3.7.1 Standard Applicable

If transmitting antenna directional gain is greater than 6 dBi, both the peak transmit power and the peak power spectral density shall be reduced by the amount in dB that the directional gain of the antenna exceeds 6 dBi.

3.7.2 Antenna Anti-Replacement Construction

An embedded-in antenna design is used.

3.7.3 Antenna Gain

The antenna gain is less than 6 dBi. Therefore, it is not necessary to reduce maximum peak output power limit.



4 List of Measuring Equipments

| Instrument | Manufacturer | Model No. | Serial No. | Characteristics | Calibration Date | Test Date | Due Date | Remark |
|--------------------------------------|--------------|------------------------------|------------------|----------------------------|------------------|---------------------------------|---------------|-----------------------|
| Spectrum Analyzer | R&S | FSV40 | 101040 | 10Hz~40GHz | Aug. 08, 2017 | Jan. 02, 2018~ Jan. 05, 2018 | Aug. 07, 2018 | Conducted (TH01-KS) |
| Pulse Power Senor | Anritsu | MA2411B | 0917070 | 300MHz~40GHz | Jan. 19, 2017 | Jan. 02, 2018~ Jan. 05, 2018 | Jan. 18, 2018 | Conducted (TH01-KS) |
| Power Meter | Anritsu | ML2495A | 1005002 | 50MHz Bandwidth | Jan. 19, 2017 | Jan. 02, 2018~ Jan. 05, 2018 | Jan. 18, 2018 | Conducted (TH01-KS) |
| EMI Test Receiver&SA | Agilent | N9038A | MY52260185 | 20Hz~26.5GHz | Apr. 20, 2017 | Jan. 12, 2018~ Jan. 17, 2018 | Apr. 19, 2018 | Radiation (03CH01-SZ) |
| Loop Antenna | R&S | HFH2-Z2 | 100354 | 9kHz~30MHz | May 14, 2017 | Jan. 12, 2018~ Jan. 17, 2018 | May 13, 2018 | Radiation (03CH01-SZ) |
| Bilog Antenna | TeseQ | CBL6112D | 23188 | 30MHz~2GHz | Apr. 25, 2017 | Jan. 12, 2018~ Jan. 17, 2018 | Apr. 24, 2018 | Radiation (03CH01-SZ) |
| Double Ridge Horn Antenna | ETS Lindgren | 3117 | 119436 | 1GHz~18GHz | Jul. 28, 2017 | Jan. 12, 2018~ Jan. 17, 2018 | Jul. 27, 2018 | Radiation (03CH01-SZ) |
| SHF-EHF Horn | com-power | AH-840 | 101071 | 18Ghz~40GHz | Jun. 16, 2017 | Jan. 12, 2018~ Jan. 17, 2018 | Jun. 15, 2018 | Radiation (03CH01-SZ) |
| LF Amplifier | Burgeon | BPA-530 | 102209 | 0.01~3000Mhz | Apr. 20, 2017 | Jan. 12, 2018~ Jan. 17, 2018 | Apr. 19, 2018 | Radiation (03CH01-SZ) |
| HF Amplifier | MITEQ | AMF-7D-0010 1800-30-10P-R | 1707137 | 1GHz~18GHz | Oct. 19, 2017 | Jan. 12, 2018~ Jan. 17, 2018 | Oct. 18, 2018 | Radiation (03CH01-SZ) |
| HF Amplifier | KEYSIGHT | 83017A | MY53270104 | 0.5GHz~26.5GHz | Oct. 19, 2017 | Jan. 12, 2018~ Jan. 17, 2018 | Oct. 18, 2018 | Radiation (03CH01-SZ) |
| HF Amplifier | MITEQ | TTA1840-35-H G | 1871923 | 18GHz~40GHz | Jul. 18, 2017 | Jan. 12, 2018~ Jan. 17, 2018 | Jul. 17, 2018 | Radiation (03CH01-SZ) |
| AC Power Source | Chroma | 61601 | 6160100019 85 | N/A | NCR | Jan. 12, 2018~ Jan. 17, 2018 | NCR | Radiation (03CH01-SZ) |
| Turn Table | EM | EM1000 | N/A | 0~360 degree | NCR | Jan. 12, 2018~ Jan. 17, 2018 | NCR | Radiation (03CH01-SZ) |
| EMI Receiver | R&S | ESC17 | 100768 | 9kHz~7GHz; | Apr. 20, 2017 | Jan. 22, 2018 | Apr. 19, 2018 | Conduction (CO01-KS) |
| AC LISN | MessTec | AN3016 | 060103 | 9kHz~30MHz | Oct. 13, 2017 | Jan. 22, 2018 | Oct. 12, 2018 | Conduction (CO01-KS) |
| AC LISN (for auxiliary equipment) | MessTec | AN3016 | 060105 | 9kHz~30MHz | Oct. 13, 2017 | Jan. 22, 2018 | Oct. 12, 2018 | Conduction (CO01-KS) |
| AC Power Source | Chroma | 61602 | ABP0000008 11 | AC 0V~300V, 45Hz~1000Hz | Oct. 12, 2017 | Jan. 22, 2018 | Oct. 11, 2018 | Conduction (CO01-KS) |

NCR: No Calibration Required



5 Uncertainty of Evaluation

Uncertainty of Conducted Emission Measurement (150kHz ~ 30MHz)

| | |
|---|-------|
| Measuring Uncertainty for a Level of Confidence of 95% ($U = 2Uc(y)$) | 2.3dB |
|---|-------|

Uncertainty of Radiated Emission Measurement (30 MHz ~ 1000 MHz)

| | |
|---|-------|
| Measuring Uncertainty for a Level of Confidence of 95% ($U = 2Uc(y)$) | 4.8dB |
|---|-------|

Uncertainty of Radiated Emission Measurement (1000 MHz ~ 18000 MHz)

| | |
|---|-------|
| Measuring Uncertainty for a Level of Confidence of 95% ($U = 2Uc(y)$) | 5.0dB |
|---|-------|

Uncertainty of Radiated Emission Measurement (18000 MHz ~ 40000 MHz)

| | |
|---|-------|
| Measuring Uncertainty for a Level of Confidence of 95% ($U = 2Uc(y)$) | 4.3dB |
|---|-------|



Appendix A. Conducted Test Results

| | | | | |
|----------------|---------------------|--------------------|-------|----|
| Test Engineer: | Silent Hai | Temperature: | 21~25 | °C |
| Test Date: | 2018/1/2 ~ 2018/1/5 | Relative Humidity: | 51~55 | % |

TEST RESULTS DATA
26dB and 99% OBW

| Band I | | | | | | | | | | |
|--------|-----------|-----|-----|-------------|---------------------|-----------------------|------------------------------------|-----------------------------------|--|--|
| Mod. | Data Rate | NTX | CH. | Freq. (MHz) | 99% Bandwidth (MHz) | 26 dB Bandwidth (MHz) | IC 99% Bandwidth Power Limit (dBm) | IC 99% Bandwidth EIRP Limit (dBm) | | |
| 11a | 6M bps | 1 | 36 | 5180 | 17.43 | 23.03 | - | 22.41 | | |
| 11a | 6M bps | 1 | 44 | 5220 | 17.53 | 23.38 | - | 22.44 | | |
| 11a | 6M bps | 1 | 48 | 5240 | 17.48 | 23.78 | - | 22.43 | | |
| HT20 | MCS0 | 1 | 36 | 5180 | 18.83 | 25.48 | - | 22.75 | | |
| HT20 | MCS0 | 1 | 44 | 5220 | 18.88 | 25.38 | - | 22.76 | | |
| HT20 | MCS0 | 1 | 48 | 5240 | 18.73 | 25.48 | - | 22.73 | | |
| HT40 | MCS0 | 1 | 38 | 5190 | 36.56 | 41.81 | - | 23.01 | | |
| HT40 | MCS0 | 1 | 46 | 5230 | 36.56 | 41.81 | - | 23.01 | | |
| VHT80 | MCS0 | 1 | 42 | 5210 | 75.76 | 82.80 | - | 23.01 | | |

TEST RESULTS DATA
Average Power Table

| FCC Band I | | | | | | | | | | |
|------------|-----------|-----|-----|-------------|------------------|-------------------------------|---------------------------------|----------|--|-----------|
| Mod. | Data Rate | NTX | CH. | Freq. (MHz) | Duty Factor (dB) | Average Conducted Power (dBm) | FCC Conducted Power Limit (dBm) | DG (dBi) | | Pass/Fail |
| 11a | 6M bps | 1 | 36 | 5180 | 0.20 | 15.75 | 24.00 | -1.40 | | Pass |
| 11a | 6M bps | 1 | 44 | 5220 | 0.20 | 15.77 | 24.00 | -1.40 | | Pass |
| 11a | 6M bps | 1 | 48 | 5240 | 0.20 | 15.98 | 24.00 | -1.40 | | Pass |
| HT20 | MCS0 | 1 | 36 | 5180 | 0.26 | 15.65 | 24.00 | -1.40 | | Pass |
| HT20 | MCS0 | 1 | 44 | 5220 | 0.26 | 15.80 | 24.00 | -1.40 | | Pass |
| HT20 | MCS0 | 1 | 48 | 5240 | 0.26 | 15.86 | 24.00 | -1.40 | | Pass |
| HT40 | MCS0 | 1 | 38 | 5190 | 0.45 | 13.03 | 24.00 | -1.40 | | Pass |
| HT40 | MCS0 | 1 | 46 | 5230 | 0.45 | 13.26 | 24.00 | -1.40 | | Pass |
| VHT20 | MCS0 | 1 | 36 | 5180 | 0.20 | 15.62 | 24.00 | -1.40 | | Pass |
| VHT20 | MCS0 | 1 | 44 | 5220 | 0.20 | 15.79 | 24.00 | -1.40 | | Pass |
| VHT20 | MCS0 | 1 | 48 | 5240 | 0.20 | 15.81 | 24.00 | -1.40 | | Pass |
| VHT40 | MCS0 | 1 | 38 | 5190 | 0.40 | 12.91 | 24.00 | -1.40 | | Pass |
| VHT40 | MCS0 | 1 | 46 | 5230 | 0.40 | 13.22 | 24.00 | -1.40 | | Pass |
| VHT80 | MCS0 | 1 | 42 | 5210 | 0.75 | 11.79 | 24.00 | -1.40 | | Pass |

TEST RESULTS DATA
Power Spectral Density

| FCC Band I | | | | | | | | | | |
|------------|-----------|-----|-----|-------------|------------------|---------------------------------|-----------------------------|----------|---|-----------|
| Mod. | Data Rate | NTX | CH. | Freq. (MHz) | Duty Factor (dB) | Average Power Density (dBm/MHz) | Average PSD Limit (dBm/MHz) | DG (dBi) | - | Pass/Fail |
| 11a | 6M bps | 1 | 36 | 5180 | 0.56 | 5.48 | 11.00 | -1.40 | | Pass |
| 11a | 6M bps | 1 | 44 | 5220 | 0.56 | 5.19 | 11.00 | -1.40 | | Pass |
| 11a | 6M bps | 1 | 48 | 5240 | 0.56 | 5.63 | 11.00 | -1.40 | | Pass |
| HT20 | MCS0 | 1 | 36 | 5180 | 0.26 | 5.22 | 11.00 | -1.40 | | Pass |
| HT20 | MCS0 | 1 | 44 | 5220 | 0.26 | 5.24 | 11.00 | -1.40 | | Pass |
| HT20 | MCS0 | 1 | 48 | 5240 | 0.26 | 5.75 | 11.00 | -1.40 | | Pass |
| HT40 | MCS0 | 1 | 38 | 5190 | 0.45 | -0.63 | 11.00 | -1.40 | | Pass |
| HT40 | MCS0 | 1 | 46 | 5230 | 0.45 | -0.39 | 11.00 | -1.40 | | Pass |
| VHT80 | MCS0 | 1 | 42 | 5210 | 0.75 | -5.25 | 11.00 | -1.40 | | Pass |

TEST RESULTS DATA
26dB and 99% OBW

| Band II | | | | | | | | | | |
|---------|-----------|-----|-----|-------------|---------------------|-----------------------|------------------------------------|-----------------------------------|--------------------------------------|------|
| Mod. | Data Rate | NTX | CH. | Freq. (MHz) | 99% Bandwidth (MHz) | 26 dB Bandwidth (MHz) | IC 99% Bandwidth Power Limit (dBm) | IC 99% Bandwidth EIRP Limit (dBm) | FCC 26dB Bandwidth Power Limit (dBm) | Note |
| 11a | 6M bps | 1 | 52 | 5260 | 17.53 | 23.58 | 23.44 | 29.44 | 23.98 | |
| 11a | 6M bps | 1 | 60 | 5300 | 17.53 | 22.98 | 23.44 | 29.44 | 23.98 | |
| 11a | 6M bps | 1 | 64 | 5320 | 17.43 | 23.93 | 23.41 | 29.41 | 23.98 | |
| HT20 | MCS 0 | 1 | 52 | 5260 | 18.73 | 24.98 | 23.73 | 29.73 | 23.98 | |
| HT20 | MCS 0 | 1 | 60 | 5300 | 18.73 | 25.52 | 23.73 | 29.73 | 23.98 | |
| HT20 | MCS 0 | 1 | 64 | 5320 | 18.73 | 24.68 | 23.73 | 29.73 | 23.98 | |
| HT40 | MCS 0 | 1 | 54 | 5270 | 36.56 | 41.81 | 23.98 | 30.00 | 23.98 | |
| HT40 | MCS 0 | 1 | 62 | 5310 | 36.46 | 41.63 | 23.98 | 30.00 | 23.98 | |
| VHT80 | MCS 0 | 1 | 58 | 5290 | 75.76 | 82.96 | 23.98 | 30.00 | 23.98 | |

TEST RESULTS DATA
Average Power Table

| FCC Band II | | | | | | | | | | |
|-------------|-----------|-----|-----|-------------|------------------|-------------------------------|---------------------------------|----------|------------------------|-----------|
| Mod. | Data Rate | NTX | CH. | Freq. (MHz) | Duty Factor (dB) | Average Conducted Power (dBm) | FCC Conducted Power Limit (dBm) | DG (dBi) | EIRP Power Limit (dBm) | Pass/Fail |
| 11a | 6M bps | 1 | 52 | 5260 | 0.20 | 15.89 | 23.98 | -1.60 | 26.99 | Pass |
| 11a | 6M bps | 1 | 60 | 5300 | 0.20 | 15.62 | 23.98 | -1.60 | 26.99 | Pass |
| 11a | 6M bps | 1 | 64 | 5320 | 0.20 | 15.56 | 23.98 | -1.60 | 26.99 | Pass |
| HT20 | MCS 0 | 1 | 52 | 5260 | 0.26 | 15.81 | 23.98 | -1.60 | 26.99 | Pass |
| HT20 | MCS 0 | 1 | 60 | 5300 | 0.26 | 15.65 | 23.98 | -1.60 | 26.99 | Pass |
| HT20 | MCS 0 | 1 | 64 | 5320 | 0.26 | 15.64 | 23.98 | -1.60 | 26.99 | Pass |
| HT40 | MCS 0 | 1 | 54 | 5270 | 0.45 | 13.12 | 23.98 | -1.60 | 26.99 | Pass |
| HT40 | MCS 0 | 1 | 62 | 5310 | 0.45 | 12.92 | 23.98 | -1.60 | 26.99 | Pass |
| VHT20 | MCS 0 | 1 | 52 | 5260 | 0.20 | 15.71 | 23.98 | -1.60 | 26.99 | Pass |
| VHT20 | MCS 0 | 1 | 60 | 5300 | 0.20 | 15.62 | 23.98 | -1.60 | 26.99 | Pass |
| VHT20 | MCS 0 | 1 | 64 | 5320 | 0.20 | 15.63 | 23.98 | -1.60 | 26.99 | Pass |
| VHT40 | MCS 0 | 1 | 54 | 5270 | 0.40 | 13.09 | 23.98 | -1.60 | 26.99 | Pass |
| VHT40 | MCS 0 | 1 | 62 | 5310 | 0.40 | 12.89 | 23.98 | -1.60 | 26.99 | Pass |
| VHT80 | MCS 0 | 1 | 58 | 5290 | 0.75 | 10.92 | 23.98 | -1.60 | 26.99 | Pass |

TEST RESULTS DATA
Power Spectral Density

| Band II | | | | | | | | | | |
|---------|-----------|-----|-----|-------------|------------------|---------------------------------|-----------------------------|----------|--|-----------|
| Mod. | Data Rate | NTX | CH. | Freq. (MHz) | Duty Factor (dB) | Average Power Density (dBm/MHz) | Average PSD Limit (dBm/MHz) | DG (dBi) | | Pass/Fail |
| 11a | 6M bps | 1 | 52 | 5260 | 0.56 | 5.90 | 11.00 | -1.60 | | Pass |
| 11a | 6M bps | 1 | 60 | 5300 | 0.56 | 5.18 | 11.00 | -1.60 | | Pass |
| 11a | 6M bps | 1 | 64 | 5320 | 0.56 | 5.58 | 11.00 | -1.60 | | Pass |
| HT20 | MCS 0 | 1 | 52 | 5260 | 0.26 | 5.44 | 11.00 | -1.60 | | Pass |
| HT20 | MCS 0 | 1 | 60 | 5300 | 0.26 | 4.96 | 11.00 | -1.60 | | Pass |
| HT20 | MCS 0 | 1 | 64 | 5320 | 0.26 | 5.75 | 11.00 | -1.60 | | Pass |
| HT40 | MCS 0 | 1 | 54 | 5270 | 0.45 | -0.35 | 11.00 | -1.60 | | Pass |
| HT40 | MCS 0 | 1 | 62 | 5310 | 0.45 | -0.67 | 11.00 | -1.60 | | Pass |
| VHT80 | MCS 0 | 1 | 58 | 5290 | 0.75 | -5.80 | 11.00 | -1.60 | | Pass |

TEST RESULTS DATA
26dB and 99% OBW

| Band III | | | | | | | | | | |
|----------|-----------|-----|-----|-------------|---------------------|-----------------------|------------------------------------|-----------------------------------|--------------------------------------|------|
| Mod. | Data Rate | NTX | CH. | Freq. (MHz) | 99% Bandwidth (MHz) | 26 dB Bandwidth (MHz) | IC 99% Bandwidth Power Limit (dBm) | IC 99% Bandwidth EIRP Limit (dBm) | FCC 26dB Bandwidth Power Limit (dBm) | Note |
| 11a | 6M bps | 1 | 100 | 5500 | 17.48 | 23.53 | 23.43 | 29.43 | 23.98 | |
| 11a | 6M bps | 1 | 116 | 5580 | 17.48 | 23.53 | 23.43 | 29.43 | 23.98 | |
| 11a | 6M bps | 1 | 140 | 5700 | 17.58 | 23.38 | 23.45 | 29.45 | 23.98 | |
| HT20 | MCS 0 | 1 | 100 | 5500 | 18.83 | 25.38 | 23.75 | 29.75 | 23.98 | |
| HT20 | MCS 0 | 1 | 116 | 5580 | 18.78 | 25.28 | 23.74 | 29.74 | 23.98 | |
| HT20 | MCS 0 | 1 | 140 | 5700 | 18.78 | 25.57 | 23.74 | 29.74 | 23.98 | |
| HT40 | MCS 0 | 1 | 102 | 5510 | 36.56 | 41.81 | 23.98 | 30.00 | 23.98 | |
| HT40 | MCS 0 | 1 | 110 | 5550 | 36.56 | 41.90 | 23.98 | 30.00 | 23.98 | |
| HT40 | MCS 0 | 1 | 134 | 5670 | 36.56 | 41.90 | 23.98 | 30.00 | 23.98 | |
| VHT80 | MCS 0 | 1 | 106 | 5530 | 75.76 | 83.28 | 23.98 | 30.00 | 23.98 | |
| VHT80 | MCS 0 | 1 | 122 | 5610 | 75.88 | 83.44 | 23.98 | 30.00 | 23.98 | |

TEST RESULTS DATA
Average Power Table

| FCC Band III | | | | | | | | | | |
|--------------|-----------|-----|-----|-------------|------------------|-------------------------------|---------------------------------|----------|------------------------|-----------|
| Mod. | Data Rate | NTX | CH. | Freq. (MHz) | Duty Factor (dB) | Average Conducted Power (dBm) | FCC Conducted Power Limit (dBm) | DG (dBi) | EIRP Power Limit (dBm) | Pass/Fail |
| 11a | 6M bps | 1 | 100 | 5500 | 0.20 | 16.06 | 23.98 | -0.90 | 26.99 | Pass |
| 11a | 6M bps | 1 | 116 | 5580 | 0.20 | 15.55 | 23.98 | -0.90 | 26.99 | Pass |
| 11a | 6M bps | 1 | 140 | 5700 | 0.20 | 15.02 | 23.98 | -0.90 | 26.99 | Pass |
| HT20 | MCS 0 | 1 | 100 | 5500 | 0.26 | 15.97 | 23.98 | -0.90 | 26.99 | Pass |
| HT20 | MCS 0 | 1 | 116 | 5580 | 0.26 | 15.77 | 23.98 | -0.90 | 26.99 | Pass |
| HT20 | MCS 0 | 1 | 140 | 5700 | 0.26 | 14.75 | 23.98 | -0.90 | 26.99 | Pass |
| HT40 | MCS 0 | 1 | 102 | 5510 | 0.45 | 13.14 | 23.98 | -0.90 | 26.99 | Pass |
| HT40 | MCS 0 | 1 | 110 | 5550 | 0.45 | 13.11 | 23.98 | -0.90 | 26.99 | Pass |
| HT40 | MCS 0 | 1 | 134 | 5670 | 0.45 | 12.43 | 23.98 | -0.90 | 26.99 | Pass |
| VHT20 | MCS 0 | 1 | 100 | 5500 | 0.20 | 15.95 | 23.98 | -0.90 | 26.99 | Pass |
| VHT20 | MCS 0 | 1 | 116 | 5580 | 0.20 | 15.75 | 23.98 | -0.90 | 26.99 | Pass |
| VHT20 | MCS 0 | 1 | 140 | 5700 | 0.20 | 14.74 | 23.98 | -0.90 | 26.99 | Pass |
| VHT40 | MCS 0 | 1 | 102 | 5510 | 0.40 | 11.34 | 23.98 | -0.90 | 26.99 | Pass |
| VHT40 | MCS 0 | 1 | 110 | 5550 | 0.40 | 11.22 | 23.98 | -0.90 | 26.99 | Pass |
| VHT40 | MCS 0 | 1 | 134 | 5670 | 0.40 | 10.61 | 23.98 | -0.90 | 26.99 | Pass |
| VHT80 | MCS 0 | 1 | 106 | 5530 | 0.75 | 8.84 | 23.98 | -0.90 | 26.99 | Pass |
| VHT80 | MCS 0 | 1 | 122 | 5610 | 0.75 | 12.41 | 23.98 | -0.90 | 26.99 | Pass |

TEST RESULTS DATA
Power Spectral Density

| Band III | | | | | | | | | | |
|----------|-----------|-----|-----|-------------|------------------|---------------------------------|-----------------------------|----------|--|-----------|
| Mod. | Data Rate | NTX | CH. | Freq. (MHz) | Duty Factor (dB) | Average Power Density (dBm/MHz) | Average PSD Limit (dBm/MHz) | DG (dBi) | | Pass/Fail |
| 11a | 6M bps | 1 | 100 | 5500 | 0.56 | 5.64 | 11.00 | -0.90 | | Pass |
| 11a | 6M bps | 1 | 116 | 5580 | 0.56 | 5.70 | 11.00 | -0.90 | | Pass |
| 11a | 6M bps | 1 | 140 | 5700 | 0.56 | 5.27 | 11.00 | -0.90 | | Pass |
| HT20 | MCS 0 | 1 | 100 | 5500 | 0.26 | 5.76 | 11.00 | -0.90 | | Pass |
| HT20 | MCS 0 | 1 | 116 | 5580 | 0.26 | 5.29 | 11.00 | -0.90 | | Pass |
| HT20 | MCS 0 | 1 | 140 | 5700 | 0.26 | 4.40 | 11.00 | -0.90 | | Pass |
| HT40 | MCS 0 | 1 | 102 | 5510 | 0.45 | 0.17 | 11.00 | -0.90 | | Pass |
| HT40 | MCS 0 | 1 | 110 | 5550 | 0.45 | -0.29 | 11.00 | -0.90 | | Pass |
| HT40 | MCS 0 | 1 | 134 | 5670 | 0.45 | -1.09 | 11.00 | -0.90 | | Pass |
| VHT80 | MCS 0 | 1 | 106 | 5530 | 0.75 | -8.05 | 11.00 | -0.90 | | Pass |
| VHT80 | MCS 0 | 1 | 122 | 5610 | 0.75 | -4.64 | 11.00 | -0.90 | | Pass |



Appendix B. Radiated Spurious Emission

Band 1 - 5150~5250MHz WIFI 802.11a (Band Edge @ 3m)

| WIFI | Note | Frequency | Level | Over | Limit | Read | Antenna | Cable | Preamp | Ant | Table | Peak | Pol. |
|-----------------------------|------|-----------|------------|--------|------------|----------|----------|--------|--------|--------|---------|---------|---------|
| Ant. | | | | Limit | Line | Level | Factor | Loss | Factor | Pos | Pos | Avg. | |
| 1 | | (MHz) | (dBμV/m) | (dB) | (dBμV/m) | (dBμV) | (dB/m) | (dB) | (dB) | (cm) | (deg) | (P/A) | (H/V) |
| 802.11a CH 36 5180MHz | | 5146.38 | 52.6 | -21.4 | 74 | 40.46 | 33.87 | 11.37 | 33.1 | 167 | 305 | P | H |
| | | 5149.76 | 45.9 | -8.1 | 54 | 33.76 | 33.87 | 11.37 | 33.1 | 167 | 305 | A | H |
| | * | 5180 | 103.87 | - | - | 91.58 | 33.92 | 11.47 | 33.1 | 167 | 305 | P | H |
| | * | 5180 | 96.79 | - | - | 84.5 | 33.92 | 11.47 | 33.1 | 167 | 305 | A | H |
| | | 5146.12 | 53.74 | -20.26 | 74 | 41.6 | 33.87 | 11.37 | 33.1 | 188 | 247 | P | V |
| | | 5150 | 44.85 | -9.15 | 54 | 32.71 | 33.87 | 11.37 | 33.1 | 188 | 247 | A | V |
| | * | 5180 | 100.58 | - | - | 88.29 | 33.92 | 11.47 | 33.1 | 188 | 247 | P | V |
| | * | 5180 | 94.44 | - | - | 82.15 | 33.92 | 11.47 | 33.1 | 188 | 247 | A | V |
| 802.11a CH 44 5220MHz | | 5093.6 | 53.23 | -20.77 | 74 | 41.26 | 33.81 | 11.26 | 33.1 | 145 | 308 | P | H |
| | | 5149.24 | 43.67 | -10.33 | 54 | 31.53 | 33.87 | 11.37 | 33.1 | 145 | 308 | A | H |
| | * | 5220 | 103.98 | - | - | 91.54 | 33.96 | 11.58 | 33.1 | 145 | 308 | P | H |
| | * | 5220 | 97.04 | - | - | 84.6 | 33.96 | 11.58 | 33.1 | 145 | 308 | A | H |
| | | 5404.28 | 52.78 | -21.22 | 74 | 39.9 | 34.2 | 11.78 | 33.1 | 145 | 308 | P | H |
| | | 5447.4 | 43.8 | -10.2 | 54 | 30.8 | 34.26 | 11.84 | 33.1 | 145 | 308 | A | H |
| | | 5064.74 | 50.93 | -23.07 | 74 | 39.11 | 33.76 | 11.16 | 33.1 | 204 | 246 | P | V |
| | | 5148.98 | 41.81 | -12.19 | 54 | 29.67 | 33.87 | 11.37 | 33.1 | 204 | 246 | A | V |
| | * | 5220 | 100.58 | - | - | 88.14 | 33.96 | 11.58 | 33.1 | 204 | 246 | P | V |
| | * | 5220 | 94.03 | - | - | 81.59 | 33.96 | 11.58 | 33.1 | 204 | 246 | A | V |
| | | 5451.04 | 51.36 | -22.64 | 74 | 38.36 | 34.26 | 11.84 | 33.1 | 204 | 246 | P | V |
| | | 5459.72 | 42.56 | -11.44 | 54 | 29.56 | 34.26 | 11.84 | 33.1 | 204 | 246 | A | V |



| | | | | | | | | | | | | | |
|-----------------------------|---|---------|--------|--------|----|-------|-------|-------|------|-----|-----|---|---|
| 802.11a CH 48 5240MHz | | 5004.68 | 52.49 | -21.51 | 74 | 40.84 | 33.7 | 11.05 | 33.1 | 159 | 309 | P | H |
| | | 5083.2 | 43.8 | -10.2 | 54 | 31.85 | 33.79 | 11.26 | 33.1 | 159 | 309 | A | H |
| | * | 5240 | 103.02 | - | - | 90.52 | 33.98 | 11.62 | 33.1 | 159 | 309 | P | H |
| | * | 5240 | 96.7 | - | - | 84.2 | 33.98 | 11.62 | 33.1 | 159 | 309 | A | H |
| | | 5395.04 | 53.11 | -20.89 | 74 | 40.23 | 34.2 | 11.78 | 33.1 | 159 | 309 | P | H |
| | | 5446.56 | 43.75 | -10.25 | 54 | 30.75 | 34.26 | 11.84 | 33.1 | 159 | 309 | A | H |
| | | 5017.68 | 50.17 | -23.83 | 74 | 38.52 | 33.7 | 11.05 | 33.1 | 207 | 248 | P | V |
| | | 5112.32 | 41.93 | -12.07 | 54 | 29.94 | 33.83 | 11.26 | 33.1 | 207 | 248 | A | V |
| | * | 5240 | 100.09 | - | - | 87.59 | 33.98 | 11.62 | 33.1 | 207 | 248 | P | V |
| | * | 5240 | 94.14 | - | - | 81.64 | 33.98 | 11.62 | 33.1 | 207 | 248 | A | V |
| | | 5382.16 | 50.88 | -23.12 | 74 | 38.06 | 34.18 | 11.74 | 33.1 | 207 | 248 | P | V |
| | | 5433.12 | 42.81 | -11.19 | 54 | 29.83 | 34.24 | 11.84 | 33.1 | 207 | 248 | A | V |
| Remark | 1. No other spurious found. 2. All results are PASS against Peak and Average limit line. | | | | | | | | | | | | |



Band 1 5150~5250MHz

WIFI 802.11a (Harmonic @ 3m)

| WIFI Ant. 1 | Note | Frequency (MHz) | Level (dBμV/m) | Over Limit (dB) | Limit Line (dBμV/m) | Read Level (dBμV) | Antenna Factor (dB/m) | Cable Loss (dB) | Preamp Factor (dB) | Ant Pos (cm) | Table Pos (deg) | Peak Avg. (P/A) | Pol. (H/V) |
|-----------------------------|---|-------------------|------------------|-------------------|-----------------------|-------------------|-------------------------|-------------------|----------------------|----------------|-------------------|-----------------|------------|
| 802.11a CH 36 5180MHz | | 10360 | 49.76 | -24.24 | 74 | 53.98 | 37.02 | 14.61 | 55.85 | 152 | 260 | P | H |
| | | 15540 | 50.13 | -23.87 | 74 | 49.74 | 40.78 | 16.34 | 56.73 | 189 | 238 | P | H |
| | | 10360 | 50.99 | -23.01 | 74 | 55.21 | 37.02 | 14.61 | 55.85 | 152 | 260 | P | V |
| | | 15540 | 50.77 | -23.23 | 74 | 50.38 | 40.78 | 16.34 | 56.73 | 189 | 238 | P | V |
| 802.11a CH 44 5220MHz | | 10440 | 50.39 | -23.61 | 74 | 54.58 | 37.06 | 14.63 | 55.88 | 150 | 230 | P | H |
| | | 15660 | 54.45 | -19.55 | 74 | 53.44 | 41.07 | 16.43 | 56.49 | 160 | 225 | P | H |
| | | 10440 | 50.61 | -23.39 | 74 | 54.8 | 37.06 | 14.63 | 55.88 | 150 | 230 | P | V |
| | | 15660 | 54.82 | -19.18 | 74 | 53.81 | 41.07 | 16.43 | 56.49 | 160 | 225 | P | V |
| 802.11a CH 48 5240MHz | | 10480 | 50.71 | -23.29 | 74 | 54.88 | 37.09 | 14.64 | 55.9 | 150 | 289 | P | H |
| | | 15720 | 50.98 | -23.02 | 74 | 49.64 | 41.24 | 16.45 | 56.35 | 150 | 291 | P | H |
| | | 10480 | 50.51 | -23.49 | 74 | 54.68 | 37.09 | 14.64 | 55.9 | 150 | 289 | P | V |
| | | 15720 | 50.77 | -23.23 | 74 | 49.43 | 41.24 | 16.45 | 56.35 | 150 | 291 | P | V |
| Remark | 1. No other spurious found. 2. All results are PASS against Peak and Average limit line. | | | | | | | | | | | | |



Band 1 5150~5250MHz
WIFI 802.11n HT20 (Band Edge @ 3m)

| WIFI Ant. 1 | Note | Frequency (MHz) | Level (dBμV/m) | Over Limit (dB) | Limit Line (dBμV/m) | Read Level (dBμV) | Antenna Factor (dB/m) | Cable Loss (dB) | Preamp Factor (dB) | Ant Pos (cm) | Table Pos (deg) | Peak Avg. (P/A) | Pol. (H/V) |
|----------------------------|--------|-------------------|------------------|-------------------|-----------------------|---------------------|-------------------------|-------------------|----------------------|----------------|-------------------|-------------------|--------------|
| 802.11n HT20 CH 36 5180MHz | | 5148.98 | 53.3 | -20.7 | 74 | 41.16 | 33.87 | 11.37 | 33.1 | 144 | 311 | P | H |
| | | 5148.98 | 45.84 | -8.16 | 54 | 33.7 | 33.87 | 11.37 | 33.1 | 144 | 311 | A | H |
| | * | 5180 | 103.87 | - | - | 91.58 | 33.92 | 11.47 | 33.1 | 144 | 311 | P | H |
| | * | 5180 | 96.83 | - | - | 84.54 | 33.92 | 11.47 | 33.1 | 144 | 311 | A | H |
| | | 5105.82 | 53.69 | -20.31 | 74 | 41.7 | 33.83 | 11.26 | 33.1 | 391 | 245 | P | V |
| | | 5150 | 46.52 | -7.48 | 54 | 34.38 | 33.87 | 11.37 | 33.1 | 391 | 245 | A | V |
| | * | 5180 | 103.66 | - | - | 91.37 | 33.92 | 11.47 | 33.1 | 391 | 245 | P | V |
| | * | 5180 | 96.93 | - | - | 84.64 | 33.92 | 11.47 | 33.1 | 391 | 245 | A | V |
| 802.11n HT20 CH 44 5220MHz | | 5046.02 | 53.07 | -20.93 | 74 | 41.27 | 33.74 | 11.16 | 33.1 | 163 | 312 | P | H |
| | | 5015.6 | 43.69 | -10.31 | 54 | 32.04 | 33.7 | 11.05 | 33.1 | 163 | 312 | A | H |
| | * | 5220 | 104.15 | - | - | 91.71 | 33.96 | 11.58 | 33.1 | 163 | 312 | P | H |
| | * | 5220 | 96.85 | - | - | 84.41 | 33.96 | 11.58 | 33.1 | 163 | 312 | A | H |
| | | 5439.84 | 52.54 | -21.46 | 74 | 39.56 | 34.24 | 11.84 | 33.1 | 163 | 312 | P | H |
| | | 5459.72 | 43.95 | -10.05 | 54 | 30.95 | 34.26 | 11.84 | 33.1 | 163 | 312 | A | H |
| | | 5062.14 | 52.71 | -21.29 | 74 | 40.89 | 33.76 | 11.16 | 33.1 | 387 | 255 | P | V |
| | | 5143.26 | 43.98 | -10.02 | 54 | 31.84 | 33.87 | 11.37 | 33.1 | 387 | 255 | A | V |
| | * | 5220 | 105.51 | - | - | 93.07 | 33.96 | 11.58 | 33.1 | 387 | 255 | P | V |
| | * | 5220 | 97.84 | - | - | 85.4 | 33.96 | 11.58 | 33.1 | 387 | 255 | A | V |
| | | 5440.68 | 52.37 | -21.63 | 74 | 39.39 | 34.24 | 11.84 | 33.1 | 387 | 255 | P | V |
| | 5454.4 | 43.9 | -10.1 | 54 | 30.9 | 34.26 | 11.84 | 33.1 | 387 | 255 | A | V | |



| | | | | | | | | | | | | | |
|-------------------------------------|---|---------|--------|--------|----|-------|-------|-------|------|-----|-----|---|---|
| 802.11n HT20 CH 48 5240MHz | | 5037.96 | 52.69 | -21.31 | 74 | 40.89 | 33.74 | 11.16 | 33.1 | 163 | 312 | P | H |
| | | 5037.44 | 43.7 | -10.3 | 54 | 31.92 | 33.72 | 11.16 | 33.1 | 163 | 312 | A | H |
| | * | 5240 | 103.01 | - | - | 90.51 | 33.98 | 11.62 | 33.1 | 163 | 312 | P | H |
| | * | 5240 | 96.15 | - | - | 83.65 | 33.98 | 11.62 | 33.1 | 163 | 312 | A | H |
| | | 5444.6 | 52.82 | -21.18 | 74 | 39.84 | 34.24 | 11.84 | 33.1 | 163 | 312 | P | H |
| | | 5456.92 | 43.82 | -10.18 | 54 | 30.82 | 34.26 | 11.84 | 33.1 | 163 | 312 | A | H |
| | | 5072.8 | 53.79 | -20.21 | 74 | 41.94 | 33.79 | 11.16 | 33.1 | 384 | 277 | P | V |
| | | 5063.96 | 43.77 | -10.23 | 54 | 31.95 | 33.76 | 11.16 | 33.1 | 384 | 277 | A | V |
| | * | 5240 | 105.42 | - | - | 92.92 | 33.98 | 11.62 | 33.1 | 384 | 277 | P | V |
| | * | 5240 | 96.71 | - | - | 84.21 | 33.98 | 11.62 | 33.1 | 384 | 277 | A | V |
| | | 5445.16 | 52.69 | -21.31 | 74 | 39.71 | 34.24 | 11.84 | 33.1 | 384 | 277 | P | V |
| | | 5456.08 | 43.83 | -10.17 | 54 | 30.83 | 34.26 | 11.84 | 33.1 | 384 | 277 | A | V |
| Remark | <ol style="list-style-type: none"> No other spurious found. All results are PASS against Peak and Average limit line. | | | | | | | | | | | | |



Band 1 5150~5250MHz
WIFI 802.11n HT20 (Harmonic @ 3m)

| WIFI Ant. 1 | Note | Frequency (MHz) | Level (dBμV/m) | Over Limit (dB) | Limit Line (dBμV/m) | Read Level (dBμV) | Antenna Factor (dB/m) | Cable Loss (dB) | Preamp Factor (dB) | Ant Pos (cm) | Table Pos (deg) | Peak Avg. (P/A) | Pol. (H/V) |
|----------------------------|---|-------------------|------------------|-------------------|-----------------------|-------------------|-------------------------|-------------------|----------------------|----------------|-------------------|-----------------|------------|
| 802.11n HT20 CH 36 5180MHz | | 10360 | 53.75 | -20.25 | 74 | 57.97 | 37.02 | 14.61 | 55.85 | 152 | 260 | P | H |
| | | 10360 | 49.38 | -4.62 | 54 | 53.6 | 37.02 | 14.61 | 55.85 | 152 | 260 | A | H |
| | | 15540 | 50.65 | -23.35 | 74 | 50.26 | 40.78 | 16.34 | 56.73 | 189 | 238 | P | H |
| | | 10360 | 50.72 | -23.28 | 74 | 54.94 | 37.02 | 14.61 | 55.85 | 149 | 360 | P | V |
| | | 15540 | 50.9 | -23.1 | 74 | 50.51 | 40.78 | 16.34 | 56.73 | 189 | 238 | P | V |
| 802.11n HT20 CH 44 5220MHz | | 10440 | 54.09 | -19.91 | 74 | 58.28 | 37.06 | 14.63 | 55.88 | 150 | 230 | P | H |
| | | 10440 | 48.94 | -5.06 | 54 | 53.13 | 37.06 | 14.63 | 55.88 | 150 | 230 | A | H |
| | | 15660 | 50.75 | -23.25 | 74 | 49.74 | 41.07 | 16.43 | 56.49 | 160 | 225 | P | H |
| | | 10440 | 50.49 | -23.51 | 74 | 54.68 | 37.06 | 14.63 | 55.88 | 150 | 230 | P | V |
| | | 15660 | 50.55 | -23.45 | 74 | 49.54 | 41.07 | 16.43 | 56.49 | 160 | 225 | P | V |
| 802.11n HT20 CH 48 5240MHz | | 10480 | 54.3 | -19.7 | 74 | 58.47 | 37.09 | 14.64 | 55.9 | 150 | 289 | P | H |
| | | 10480 | 50.3 | -3.7 | 54 | 54.47 | 37.09 | 14.64 | 55.9 | 150 | 289 | A | H |
| | | 15720 | 50.44 | -23.56 | 74 | 49.1 | 41.24 | 16.45 | 56.35 | 150 | 291 | P | H |
| | | 10480 | 48.78 | -25.22 | 74 | 52.95 | 37.09 | 14.64 | 55.9 | 150 | 289 | P | V |
| | | 15720 | 50.07 | -23.93 | 74 | 48.73 | 41.24 | 16.45 | 56.35 | 150 | 291 | P | V |
| Remark | 1. No other spurious found. 2. All results are PASS against Peak and Average limit line. | | | | | | | | | | | | |



Band 1 5150~5250MHz
WIFI 802.11n HT40 (Band Edge @ 3m)

| WIFI Ant. 1 | Note | Frequency (MHz) | Level (dBμV/m) | Over Limit (dB) | Limit Line (dBμV/m) | Read Level (dBμV) | Antenna Factor (dB/m) | Cable Loss (dB) | Preamp Factor (dB) | Ant Pos (cm) | Table Pos (deg) | Peak Avg. (P/A) | Pol. (H/V) |
|----------------------------|---|-------------------|------------------|-------------------|-----------------------|-------------------|-------------------------|-------------------|----------------------|----------------|-------------------|-----------------|------------|
| 802.11n HT40 CH 38 5190MHz | | 5148.46 | 58.4 | -15.6 | 74 | 46.26 | 33.87 | 11.37 | 33.1 | 137 | 306 | P | H |
| | | 5150 | 47.65 | -6.35 | 54 | 35.51 | 33.87 | 11.37 | 33.1 | 137 | 306 | A | H |
| | * | 5190 | 100.8 | - | - | 88.51 | 33.92 | 11.47 | 33.1 | 137 | 306 | P | H |
| | * | 5190 | 91.52 | - | - | 79.23 | 33.92 | 11.47 | 33.1 | 137 | 306 | A | H |
| | | 5425.56 | 52.42 | -21.58 | 74 | 39.52 | 34.22 | 11.78 | 33.1 | 137 | 306 | P | H |
| | | 5456.92 | 42.03 | -11.97 | 54 | 29.03 | 34.26 | 11.84 | 33.1 | 137 | 306 | A | H |
| | | 5147.42 | 55.95 | -18.05 | 74 | 43.81 | 33.87 | 11.37 | 33.1 | 157 | 273 | P | V |
| | | 5150 | 47.24 | -6.76 | 54 | 35.1 | 33.87 | 11.37 | 33.1 | 157 | 273 | A | V |
| | * | 5190 | 96.7 | - | - | 84.41 | 33.92 | 11.47 | 33.1 | 157 | 273 | P | V |
| | * | 5190 | 88.99 | - | - | 76.7 | 33.92 | 11.47 | 33.1 | 157 | 273 | A | V |
| | | 5401.76 | 52.66 | -21.34 | 74 | 39.78 | 34.2 | 11.78 | 33.1 | 157 | 273 | P | V |
| | | 5393.08 | 41.71 | -12.29 | 54 | 28.85 | 34.18 | 11.78 | 33.1 | 157 | 273 | A | V |
| 802.11n HT40 CH 46 5230MHz | | 5047.58 | 52.31 | -21.69 | 74 | 40.51 | 33.74 | 11.16 | 33.1 | 158 | 306 | P | H |
| | | 5149.5 | 42.49 | -11.51 | 54 | 30.35 | 33.87 | 11.37 | 33.1 | 158 | 306 | A | H |
| | * | 5230 | 99.54 | - | - | 87.08 | 33.98 | 11.58 | 33.1 | 158 | 306 | P | H |
| | * | 5230 | 90.69 | - | - | 78.23 | 33.98 | 11.58 | 33.1 | 158 | 306 | A | H |
| | | 5389.92 | 52.52 | -21.48 | 74 | 39.66 | 34.18 | 11.78 | 33.1 | 158 | 306 | P | H |
| | | 5436.96 | 41.63 | -12.37 | 54 | 28.65 | 34.24 | 11.84 | 33.1 | 158 | 306 | A | H |
| | | 5143.26 | 53.25 | -20.75 | 74 | 41.11 | 33.87 | 11.37 | 33.1 | 157 | 275 | P | V |
| | | 5143 | 42.5 | -11.5 | 54 | 30.36 | 33.87 | 11.37 | 33.1 | 157 | 275 | A | V |
| | * | 5230 | 97.81 | - | - | 85.35 | 33.98 | 11.58 | 33.1 | 157 | 275 | P | V |
| | * | 5230 | 90.69 | - | - | 78.23 | 33.98 | 11.58 | 33.1 | 157 | 275 | A | V |
| | 5428.56 | 51.82 | -22.18 | 74 | 38.84 | 34.24 | 11.84 | 33.1 | 157 | 275 | P | V | |
| | 5452.8 | 41.71 | -12.29 | 54 | 28.71 | 34.26 | 11.84 | 33.1 | 157 | 275 | A | V | |
| Remark | 1. No other spurious found. 2. All results are PASS against Peak and Average limit line. | | | | | | | | | | | | |



Band 1 5150~5250MHz
WIFI 802.11n HT40 (Harmonic @ 3m)

| WIFI Ant. 1 | Note | Frequency (MHz) | Level (dBμV/m) | Over Limit (dB) | Limit Line (dBμV/m) | Read Level (dBμV) | Antenna Factor (dB/m) | Cable Loss (dB) | Preamp Factor (dB) | Ant Pos (cm) | Table Pos (deg) | Peak Avg. (P/A) | Pol. (H/V) |
|-------------------------------------|---|-------------------|------------------|-------------------|-----------------------|-------------------|-------------------------|-------------------|----------------------|----------------|-------------------|-----------------|------------|
| 802.11n HT40 CH 38 5190MHz | | 10380 | 48.76 | -25.24 | 74 | 52.97 | 37.03 | 14.62 | 55.86 | 150 | 360 | P | H |
| | | 15570 | 50.41 | -23.59 | 74 | 49.83 | 40.87 | 16.37 | 56.66 | 155 | 360 | P | H |
| | | 10380 | 50.62 | -23.38 | 74 | 54.83 | 37.03 | 14.62 | 55.86 | 150 | 360 | P | V |
| | | 15570 | 49.83 | -24.17 | 74 | 49.25 | 40.87 | 16.37 | 56.66 | 155 | 360 | P | V |
| 802.11n HT40 CH 46 5230MHz | | 10460 | 50.12 | -23.88 | 74 | 54.29 | 37.07 | 14.64 | 55.88 | 150 | 360 | P | H |
| | | 15690 | 50.67 | -23.33 | 74 | 49.48 | 41.16 | 16.45 | 56.42 | 150 | 225 | P | H |
| | | 10460 | 50.96 | -23.04 | 74 | 55.13 | 37.07 | 14.64 | 55.88 | 150 | 360 | P | V |
| | | 15690 | 50.61 | -23.39 | 74 | 49.42 | 41.16 | 16.45 | 56.42 | 150 | 225 | P | V |
| Remark | 1. No other spurious found. 2. All results are PASS against Peak and Average limit line. | | | | | | | | | | | | |



Band 1 5150~5250MHz
WIFI 802.11ac VHT80 (Band Edge @ 3m)

Table with 14 columns: WIFI Ant. 1, Note, Frequency (MHz), Level (dBµV/m), Over Limit (dB), Limit Line (dBµV/m), Read Level (dBµV), Antenna Factor (dB/m), Cable Loss (dB), Preamp Factor (dB), Ant Pos (cm), Table Pos (deg), Peak Avg. (P/A), Pol. (H/V). Rows include test results for 802.11ac VHT80 CH 42 5210MHz and a Remark section.



Band 1 5150~5250MHz
WIFI 802.11ac VHT80 (Harmonic @ 3m)

| WIFI Ant. 1 | Note | Frequency (MHz) | Level (dBμV/m) | Over Limit (dB) | Limit Line (dBμV/m) | Read Level (dBμV) | Antenna Factor (dB/m) | Cable Loss (dB) | Preamp Factor (dB) | Ant Pos (cm) | Table Pos (deg) | Peak Avg. (P/A) | Pol. (H/V) |
|---------------|---|-------------------|------------------|-------------------|-----------------------|-------------------|-------------------------|-------------------|----------------------|----------------|-------------------|-----------------|------------|
| 802.11ac | | 10420 | 50.05 | -23.95 | 74 | 54.24 | 37.05 | 14.63 | 55.87 | 150 | 230 | P | H |
| VHT80 | | 15630 | 49.35 | -24.65 | 74 | 48.44 | 41.03 | 16.4 | 56.52 | 160 | 225 | P | H |
| CH 42 | | 10420 | 50.44 | -23.56 | 74 | 54.63 | 37.05 | 14.63 | 55.87 | 150 | 230 | P | V |
| 5210MHz | | 15630 | 49.98 | -24.02 | 74 | 49.07 | 41.03 | 16.4 | 56.52 | 160 | 225 | P | V |
| Remark | 1. No other spurious found. 2. All results are PASS against Peak and Average limit line. | | | | | | | | | | | | |



Band 2 - 5250~5350MHz
WIFI 802.11a (Band Edge @ 3m)

| WIFI | Note | Frequency | Level | Over | Limit | Read | Antenna | Cable | Preamp | Ant | Table | Peak | Pol. |
|-----------------------------|------|-----------|------------|--------|------------|----------|----------|--------|--------|--------|---------|---------|---------|
| Ant. | | | | Limit | Line | Level | Factor | Loss | Factor | Pos | Pos | Avg. | |
| 1 | | (MHz) | (dBμV/m) | (dB) | (dBμV/m) | (dBμV) | (dB/m) | (dB) | (dB) | (cm) | (deg) | (P/A) | (H/V) |
| 802.11a CH 52 5260MHz | | 5150 | 52.39 | -21.61 | 74 | 40.25 | 33.87 | 11.37 | 33.1 | 167 | 304 | P | H |
| | | 5048.65 | 43.95 | -10.05 | 54 | 32.15 | 33.74 | 11.16 | 33.1 | 167 | 304 | A | H |
| | * | 5260 | 102.79 | - | - | 90.25 | 34.02 | 11.62 | 33.1 | 167 | 304 | P | H |
| | * | 5260 | 96.7 | - | - | 84.16 | 34.02 | 11.62 | 33.1 | 167 | 304 | A | H |
| | | 5443.92 | 52.46 | -21.54 | 74 | 39.48 | 34.24 | 11.84 | 33.1 | 167 | 304 | P | H |
| | | 5456.88 | 43.83 | -10.17 | 54 | 30.83 | 34.26 | 11.84 | 33.1 | 167 | 304 | A | H |
| | | 5050.4 | 51.74 | -22.26 | 74 | 39.94 | 33.74 | 11.16 | 33.1 | 375 | 259 | P | V |
| | | 5116.9 | 42.05 | -11.95 | 54 | 29.95 | 33.83 | 11.37 | 33.1 | 375 | 259 | A | V |
| | * | 5260 | 101.93 | - | - | 89.39 | 34.02 | 11.62 | 33.1 | 375 | 259 | P | V |
| | * | 5260 | 96.1 | - | - | 83.56 | 34.02 | 11.62 | 33.1 | 375 | 259 | A | V |
| | | 5443.68 | 52.85 | -21.15 | 74 | 39.87 | 34.24 | 11.84 | 33.1 | 375 | 259 | P | V |
| | | 5429.52 | 42.7 | -11.3 | 54 | 29.72 | 34.24 | 11.84 | 33.1 | 375 | 259 | A | V |
| 802.11a CH 60 5300MHz | | 5041.3 | 52.43 | -21.57 | 74 | 40.63 | 33.74 | 11.16 | 33.1 | 156 | 302 | P | H |
| | | 5066.15 | 43.88 | -10.12 | 54 | 32.06 | 33.76 | 11.16 | 33.1 | 156 | 302 | A | H |
| | * | 5300 | 103.15 | - | - | 90.52 | 34.07 | 11.66 | 33.1 | 156 | 302 | P | H |
| | * | 5300 | 96.64 | - | - | 84.01 | 34.07 | 11.66 | 33.1 | 156 | 302 | A | H |
| | | 5454.96 | 52.66 | -21.34 | 74 | 39.66 | 34.26 | 11.84 | 33.1 | 156 | 302 | P | H |
| | | 5452.56 | 43.99 | -10.01 | 54 | 30.99 | 34.26 | 11.84 | 33.1 | 156 | 302 | A | H |
| | | 5086.8 | 50.81 | -23.19 | 74 | 38.86 | 33.79 | 11.26 | 33.1 | 375 | 259 | P | V |
| | | 5110.95 | 41.98 | -12.02 | 54 | 29.99 | 33.83 | 11.26 | 33.1 | 375 | 259 | A | V |
| | * | 5300 | 102.48 | - | - | 89.85 | 34.07 | 11.66 | 33.1 | 375 | 259 | P | V |
| | * | 5300 | 95.95 | - | - | 83.32 | 34.07 | 11.66 | 33.1 | 375 | 259 | A | V |
| | | 5356.56 | 50.89 | -23.11 | 74 | 38.12 | 34.13 | 11.74 | 33.1 | 375 | 259 | P | V |
| | | 5413.68 | 42.83 | -11.17 | 54 | 29.93 | 34.22 | 11.78 | 33.1 | 375 | 259 | A | V |



| | | | | | | | | | | | | | |
|-----------------------------|---|---------|--------|--------|----|-------|-------|-------|------|-----|-----|---|---|
| 802.11a CH 64 5320MHz | * | 5320 | 102.1 | - | - | 89.41 | 34.09 | 11.7 | 33.1 | 157 | 305 | P | H |
| | * | 5320 | 96.19 | - | - | 83.5 | 34.09 | 11.7 | 33.1 | 157 | 305 | A | H |
| | | 5434.08 | 53.56 | -20.44 | 74 | 40.58 | 34.24 | 11.84 | 33.1 | 157 | 305 | P | H |
| | | 5350.24 | 44.29 | -9.71 | 54 | 31.52 | 34.13 | 11.74 | 33.1 | 157 | 305 | A | H |
| | * | 5320 | 101.91 | - | - | 89.22 | 34.09 | 11.7 | 33.1 | 375 | 261 | P | V |
| | * | 5320 | 95.05 | - | - | 82.36 | 34.09 | 11.7 | 33.1 | 375 | 261 | A | V |
| | | 5358.56 | 52.3 | -21.7 | 74 | 39.53 | 34.13 | 11.74 | 33.1 | 375 | 261 | P | V |
| | | 5350.72 | 44.01 | -9.99 | 54 | 31.24 | 34.13 | 11.74 | 33.1 | 375 | 261 | A | V |
| Remark | <ol style="list-style-type: none"> No other spurious found. All results are PASS against Peak and Average limit line. | | | | | | | | | | | | |



Band 2 5250~5350MHz
WIFI 802.11a (Harmonic @ 3m)

Table with 14 columns: WIFI Ant. 1, Note, Frequency (MHz), Level (dBµV/m), Over Limit (dB), Limit Line (dBµV/m), Read Level (dBµV), Antenna Factor (dB/m), Cable Loss (dB), Preamp Factor (dB), Ant Pos (cm), Table Pos (deg), Peak Avg. (P/A), Pol. (H/V). Rows include channels 52, 60, and 64 with various frequency and level measurements.

Remark

- 1. No other spurious found.
2. All results are PASS against Peak and Average limit line.



Band 2 5250~5350MHz
WIFI 802.11n HT20 (Band Edge @ 3m)

| WIFI Ant. 1 | Note | Frequency (MHz) | Level (dBμV/m) | Over Limit (dB) | Limit Line (dBμV/m) | Read Level (dBμV) | Antenna Factor (dB/m) | Cable Loss (dB) | Preamp Factor (dB) | Ant Pos (cm) | Table Pos (deg) | Peak Avg. (P/A) | Pol. (H/V) |
|----------------------------|---------|-------------------|------------------|-------------------|-----------------------|---------------------|-------------------------|-------------------|----------------------|----------------|-------------------|-------------------|--------------|
| 802.11n HT20 CH 52 5260MHz | | 5113.4 | 50.35 | -23.65 | 74 | 38.36 | 33.83 | 11.26 | 33.1 | 100 | 215 | P | H |
| | | 5139.65 | 45.02 | -8.98 | 54 | 32.88 | 33.87 | 11.37 | 33.1 | 100 | 215 | A | H |
| | * | 5260 | 101.68 | - | - | 89.14 | 34.02 | 11.62 | 33.1 | 100 | 215 | P | H |
| | * | 5260 | 95.64 | - | - | 83.1 | 34.02 | 11.62 | 33.1 | 100 | 215 | A | H |
| | | 5356.32 | 50.64 | -23.36 | 74 | 37.87 | 34.13 | 11.74 | 33.1 | 100 | 215 | P | H |
| | | 5452.56 | 44.44 | -9.56 | 54 | 31.44 | 34.26 | 11.84 | 33.1 | 100 | 215 | A | H |
| | | 5020.3 | 53.01 | -20.99 | 74 | 41.36 | 33.7 | 11.05 | 33.1 | 384 | 277 | P | V |
| | | 5093.45 | 43.91 | -10.09 | 54 | 31.94 | 33.81 | 11.26 | 33.1 | 384 | 277 | A | V |
| | * | 5260 | 104.4 | - | - | 91.86 | 34.02 | 11.62 | 33.1 | 384 | 277 | P | V |
| | * | 5260 | 97.14 | - | - | 84.6 | 34.02 | 11.62 | 33.1 | 384 | 277 | A | V |
| | | 5436.24 | 52.48 | -21.52 | 74 | 39.5 | 34.24 | 11.84 | 33.1 | 384 | 277 | P | V |
| | | 5455.44 | 44.02 | -9.98 | 54 | 31.02 | 34.26 | 11.84 | 33.1 | 384 | 277 | A | V |
| 802.11n HT20 CH 60 5300MHz | | 5107.45 | 52.89 | -21.11 | 74 | 40.9 | 33.83 | 11.26 | 33.1 | 100 | 55 | P | H |
| | | 5059.5 | 45.59 | -8.41 | 54 | 33.77 | 33.76 | 11.16 | 33.1 | 100 | 55 | A | H |
| | * | 5300 | 102.59 | - | - | 89.96 | 34.07 | 11.66 | 33.1 | 100 | 55 | P | H |
| | * | 5300 | 95.49 | - | - | 82.86 | 34.07 | 11.66 | 33.1 | 100 | 55 | A | H |
| | | 5458.32 | 51.27 | -22.73 | 74 | 38.27 | 34.26 | 11.84 | 33.1 | 100 | 55 | P | H |
| | | 5432.64 | 44.69 | -9.31 | 54 | 31.71 | 34.24 | 11.84 | 33.1 | 100 | 55 | A | H |
| | | 5113.75 | 52.54 | -21.46 | 74 | 40.55 | 33.83 | 11.26 | 33.1 | 384 | 277 | P | V |
| | | 5091 | 43.96 | -10.04 | 54 | 31.99 | 33.81 | 11.26 | 33.1 | 384 | 277 | A | V |
| | * | 5300 | 104.49 | - | - | 91.86 | 34.07 | 11.66 | 33.1 | 384 | 277 | P | V |
| | * | 5300 | 97.03 | - | - | 84.4 | 34.07 | 11.66 | 33.1 | 384 | 277 | A | V |
| | 5390.16 | 52.03 | -21.97 | 74 | 39.17 | 34.18 | 11.78 | 33.1 | 384 | 277 | P | V | |
| | 5351.04 | 44.2 | -9.8 | 54 | 31.43 | 34.13 | 11.74 | 33.1 | 384 | 277 | A | V | |



| | | | | | | | | | | | | | |
|-------------------------------------|---|---------|--------|--------|----|-------|-------|-------|------|-----|-----|---|---|
| 802.11n HT20 CH 64 5320MHz | * | 5320 | 102.3 | - | - | 89.61 | 34.09 | 11.7 | 33.1 | 100 | 66 | P | H |
| | * | 5320 | 95.6 | - | - | 82.91 | 34.09 | 11.7 | 33.1 | 100 | 66 | A | H |
| | | 5352.48 | 53.28 | -20.72 | 74 | 40.51 | 34.13 | 11.74 | 33.1 | 100 | 66 | P | H |
| | | 5350.08 | 45.21 | -8.79 | 54 | 32.44 | 34.13 | 11.74 | 33.1 | 100 | 66 | A | H |
| | * | 5320 | 105.62 | - | - | 92.93 | 34.09 | 11.7 | 33.1 | 367 | 255 | P | V |
| | * | 5320 | 97.49 | - | - | 84.8 | 34.09 | 11.7 | 33.1 | 367 | 255 | A | V |
| | | 5351.84 | 53.88 | -20.12 | 74 | 41.11 | 34.13 | 11.74 | 33.1 | 367 | 255 | P | V |
| | | 5350.08 | 46.31 | -7.69 | 54 | 33.54 | 34.13 | 11.74 | 33.1 | 367 | 255 | A | V |
| Remark | <ol style="list-style-type: none"> No other spurious found. All results are PASS against Peak and Average limit line. | | | | | | | | | | | | |



Band 2 5250~5350MHz
WIFI 802.11n HT20 (Harmonic @ 3m)

| WIFI Ant. 1 | Note | Frequency (MHz) | Level (dBμV/m) | Over Limit (dB) | Limit Line (dBμV/m) | Read Level (dBμV) | Antenna Factor (dB/m) | Cable Loss (dB) | Preamp Factor (dB) | Ant Pos (cm) | Table Pos (deg) | Peak Avg. (P/A) | Pol. (H/V) |
|-------------------------------------|---|-------------------|------------------|-------------------|-----------------------|-------------------|-------------------------|-------------------|----------------------|----------------|-------------------|-----------------|------------|
| 802.11n HT20 CH 52 5260MHz | | 10520 | 54.91 | -19.09 | 74 | 59.06 | 37.11 | 14.65 | 55.91 | 150 | 220 | P | H |
| | | 10520 | 49.97 | -4.03 | 54 | 54.12 | 37.11 | 14.65 | 55.91 | 151 | 360 | A | H |
| | | 15780 | 50.81 | -23.19 | 74 | 49.19 | 41.36 | 16.51 | 56.25 | 159 | 345 | P | H |
| | | 10520 | 50.85 | -23.15 | 74 | 55 | 37.11 | 14.65 | 55.91 | 150 | 220 | P | V |
| | | 10520 | 48.6 | -5.4 | 54 | 52.75 | 37.11 | 14.65 | 55.91 | 150 | 220 | A | V |
| | | 15780 | 50.42 | -23.58 | 74 | 48.8 | 41.36 | 16.51 | 56.25 | 159 | 345 | P | V |
| 802.11n HT20 CH 60 5300MHz | | 10600 | 54.72 | -19.28 | 74 | 58.83 | 37.16 | 14.67 | 55.94 | 185 | 215 | P | H |
| | | 10600 | 50.45 | -3.55 | 54 | 54.56 | 37.16 | 14.67 | 55.94 | 185 | 215 | A | H |
| | | 15900 | 50.96 | -23.04 | 74 | 48.73 | 41.65 | 16.59 | 56.01 | 196 | 190 | P | H |
| | | 10600 | 54.52 | -19.48 | 74 | 58.63 | 37.16 | 14.67 | 55.94 | 185 | 215 | P | V |
| | | 10600 | 48.34 | -5.66 | 54 | 52.45 | 37.16 | 14.67 | 55.94 | 185 | 215 | A | V |
| | | 15900 | 50.54 | -23.46 | 74 | 48.31 | 41.65 | 16.59 | 56.01 | 196 | 190 | P | V |
| 802.11n HT20 CH 64 5320MHz | | 10520 | 55.44 | -18.56 | 74 | 59.59 | 37.11 | 14.65 | 55.91 | 150 | 220 | P | H |
| | | 10520 | 50.31 | -3.69 | 54 | 54.46 | 37.11 | 14.65 | 55.91 | 150 | 220 | A | H |
| | | 15780 | 50.45 | -23.55 | 74 | 48.83 | 41.36 | 16.51 | 56.25 | 159 | 345 | P | H |
| | | 10640 | 49.84 | -24.16 | 74 | 53.94 | 37.18 | 14.68 | 55.96 | 152 | 135 | P | V |
| | | 15960 | 50.56 | -23.44 | 74 | 47.97 | 41.82 | 16.64 | 55.87 | 173 | 245 | P | V |
| Remark | 1. No other spurious found. 2. All results are PASS against Peak and Average limit line. | | | | | | | | | | | | |



Band 2 5250~5350MHz
WIFI 802.11n HT40 (Band Edge @ 3m)

| WIFI Ant. 1 | Note | Frequency (MHz) | Level (dBμV/m) | Over Limit (dB) | Limit Line (dBμV/m) | Read Level (dBμV) | Antenna Factor (dB/m) | Cable Loss (dB) | Preamp Factor (dB) | Ant Pos (cm) | Table Pos (deg) | Peak Avg. (P/A) | Pol. (H/V) | |
|----------------------------|---|-------------------|------------------|-------------------|-----------------------|---------------------|-------------------------|-------------------|----------------------|----------------|-------------------|-------------------|--------------|---|
| 802.11n HT40 CH 54 5270MHz | | 5033.8 | 52.74 | -21.26 | 74 | 41.07 | 33.72 | 11.05 | 33.1 | 158 | 303 | P | H | |
| | | 5134.16 | 42.32 | -11.68 | 54 | 30.2 | 33.85 | 11.37 | 33.1 | 158 | 303 | A | H | |
| | * | 5270 | 100.62 | - | - | 88.08 | 34.02 | 11.62 | 33.1 | 158 | 303 | P | H | |
| | * | 5270 | 91.79 | - | - | 79.25 | 34.02 | 11.62 | 33.1 | 158 | 303 | A | H | |
| | | 5456.16 | 52.82 | -21.18 | 74 | 39.82 | 34.26 | 11.84 | 33.1 | 158 | 303 | P | H | |
| | | 5354.64 | 41.87 | -12.13 | 54 | 29.1 | 34.13 | 11.74 | 33.1 | 158 | 303 | A | H | |
| | | 5007.8 | 52.33 | -21.67 | 74 | 40.68 | 33.7 | 11.05 | 33.1 | 150 | 268 | P | V | |
| | | 5067.08 | 42.32 | -11.68 | 54 | 30.5 | 33.76 | 11.16 | 33.1 | 150 | 268 | A | V | |
| | * | 5270 | 97.09 | - | - | 84.55 | 34.02 | 11.62 | 33.1 | 150 | 268 | P | V | |
| | * | 5270 | 89.91 | - | - | 77.37 | 34.02 | 11.62 | 33.1 | 150 | 268 | A | V | |
| | | 5435.76 | 52.75 | -21.25 | 74 | 39.77 | 34.24 | 11.84 | 33.1 | 150 | 268 | P | V | |
| | | 5453.04 | 41.64 | -12.36 | 54 | 28.64 | 34.26 | 11.84 | 33.1 | 150 | 268 | A | V | |
| | 802.11n HT40 CH 62 5310MHz | | 5128.1 | 52.86 | -21.14 | 74 | 40.74 | 33.85 | 11.37 | 33.1 | 164 | 312 | P | H |
| | | | 5099.75 | 42.45 | -11.55 | 54 | 30.48 | 33.81 | 11.26 | 33.1 | 164 | 312 | A | H |
| * | | 5310 | 98.78 | - | - | 86.09 | 34.09 | 11.7 | 33.1 | 164 | 312 | P | H | |
| * | | 5310 | 90.41 | - | - | 77.72 | 34.09 | 11.7 | 33.1 | 164 | 312 | A | H | |
| | | 5350.08 | 55.98 | -18.02 | 74 | 43.21 | 34.13 | 11.74 | 33.1 | 164 | 312 | P | H | |
| | | 5350.56 | 47.47 | -6.53 | 54 | 34.7 | 34.13 | 11.74 | 33.1 | 164 | 312 | A | H | |
| | | 5136.85 | 52.87 | -21.13 | 74 | 40.75 | 33.85 | 11.37 | 33.1 | 150 | 268 | P | V | |
| | | 5065.45 | 42.44 | -11.56 | 54 | 30.62 | 33.76 | 11.16 | 33.1 | 150 | 268 | A | V | |
| * | | 5310 | 97.5 | - | - | 84.81 | 34.09 | 11.7 | 33.1 | 150 | 268 | P | V | |
| * | | 5310 | 89.92 | - | - | 77.23 | 34.09 | 11.7 | 33.1 | 150 | 268 | A | V | |
| | 5350.32 | 54.41 | -19.59 | 74 | 41.64 | 34.13 | 11.74 | 33.1 | 150 | 268 | P | V | | |
| | 5350.08 | 46.14 | -7.86 | 54 | 33.37 | 34.13 | 11.74 | 33.1 | 150 | 268 | A | V | | |
| Remark | 1. No other spurious found. 2. All results are PASS against Peak and Average limit line. | | | | | | | | | | | | | |



Band 2 5250~5350MHz
WIFI 802.11n HT40 (Harmonic @ 3m)

| WIFI Ant. 1 | Note | Frequency (MHz) | Level (dBμV/m) | Over Limit (dB) | Limit Line (dBμV/m) | Read Level (dBμV) | Antenna Factor (dB/m) | Cable Loss (dB) | Preamp Factor (dB) | Ant Pos (cm) | Table Pos (deg) | Peak Avg. (P/A) | Pol. (H/V) |
|-------------------------------------|---|-------------------|------------------|-------------------|-----------------------|-------------------|-------------------------|-------------------|----------------------|----------------|-------------------|-----------------|------------|
| 802.11n HT40 CH 54 5270MHz | | 10540 | 50.54 | -23.46 | 74 | 54.68 | 37.12 | 14.66 | 55.92 | 150 | 220 | P | H |
| | | 15810 | 50.33 | -23.67 | 74 | 48.54 | 41.44 | 16.53 | 56.18 | 168 | 345 | P | H |
| | | 10540 | 50.06 | -23.94 | 74 | 54.2 | 37.12 | 14.66 | 55.92 | 150 | 220 | P | V |
| | | 15810 | 50.04 | -23.96 | 74 | 48.25 | 41.44 | 16.53 | 56.18 | 168 | 345 | P | V |
| 802.11n HT40 CH 62 5310MHz | | 10620 | 50.89 | -23.11 | 74 | 54.99 | 37.17 | 14.68 | 55.95 | 150 | 220 | P | H |
| | | 15930 | 50.14 | -23.86 | 74 | 47.73 | 41.73 | 16.62 | 55.94 | 160 | 100 | P | H |
| | | 10620 | 50.09 | -23.91 | 74 | 54.19 | 37.17 | 14.68 | 55.95 | 150 | 220 | P | V |
| | | 15930 | 50.51 | -23.49 | 74 | 48.1 | 41.73 | 16.62 | 55.94 | 160 | 100 | P | V |
| Remark | 1. No other spurious found. 2. All results are PASS against Peak and Average limit line. | | | | | | | | | | | | |



Band 2 5250~5350MHz
WIFI 802.11ac VHT80 (Band Edge @ 3m)

| WIFI Ant. 1 | Note | Frequency (MHz) | Level (dBμV/m) | Over Limit (dB) | Limit Line (dBμV/m) | Read Level (dBμV) | Antenna Factor (dB/m) | Cable Loss (dB) | Preamp Factor (dB) | Ant Pos (cm) | Table Pos (deg) | Peak Avg. (P/A) | Pol. (H/V) |
|------------------------------|---|-------------------|------------------|-------------------|-----------------------|-------------------|-------------------------|-------------------|----------------------|----------------|-------------------|-----------------|------------|
| 802.11ac VHT80 CH 58 5290MHz | | 5056.35 | 55.68 | -18.32 | 74 | 41.45 | 33.76 | 11.16 | 30.69 | 144 | 306 | P | H |
| | | 5038.15 | 47.01 | -6.99 | 54 | 32.8 | 33.74 | 11.16 | 30.69 | 144 | 306 | A | H |
| | * | 5290 | 96.66 | - | - | 81.65 | 34.05 | 11.66 | 30.7 | 144 | 306 | P | H |
| | * | 5290 | 90.13 | - | - | 75.12 | 34.05 | 11.66 | 30.7 | 144 | 306 | A | H |
| | | 5362.8 | 58.07 | -15.93 | 74 | 42.88 | 34.15 | 11.74 | 30.7 | 144 | 306 | P | H |
| | | 5350.32 | 50.97 | -3.03 | 54 | 35.8 | 34.13 | 11.74 | 30.7 | 144 | 306 | A | H |
| | | 5109.55 | 56.45 | -17.55 | 74 | 42.05 | 33.83 | 11.26 | 30.69 | 400 | 108 | P | V |
| | | 5007.7 | 47 | -7 | 54 | 32.94 | 33.7 | 11.05 | 30.69 | 400 | 108 | A | V |
| | * | 5290 | 95.07 | - | - | 80.06 | 34.05 | 11.66 | 30.7 | 400 | 108 | P | V |
| | * | 5290 | 88.77 | - | - | 73.76 | 34.05 | 11.66 | 30.7 | 400 | 108 | A | V |
| | | 5360.88 | 54.91 | -19.09 | 74 | 39.72 | 34.15 | 11.74 | 30.7 | 400 | 108 | P | V |
| | | 5350.08 | 47.85 | -6.15 | 54 | 32.68 | 34.13 | 11.74 | 30.7 | 400 | 108 | A | V |
| Remark | 1. No other spurious found. 2. All results are PASS against Peak and Average limit line. | | | | | | | | | | | | |



Band 2 5250~5350MHz
WIFI 802.11ac VHT80 (Harmonic @ 3m)

Table with 14 columns: WIFI Ant. 1, Note, Frequency (MHz), Level (dBµV/m), Over Limit (dB), Limit Line (dBµV/m), Read Level (dBµV), Antenna Factor (dB/m), Cable Loss (dB), Preamp Factor (dB), Ant Pos (cm), Table Pos (deg), Peak Avg. (P/A), Pol. (H/V). Rows include 802.11ac VHT80 CH 58 5290MHz and a Remark section.



Band 3 - 5470~5725MHz
WIFI 802.11a (Band Edge @ 3m)

| WIFI | Note | Frequency | Level | Over | Limit | Read | Antenna | Cable | Preamp | Ant | Table | Peak | Pol. |
|------------------------------|------|-----------|------------|--------|------------|----------|----------|--------|--------|--------|---------|---------|---------|
| Ant. | | | | Limit | Line | Level | Factor | Loss | Factor | Pos | Pos | Avg. | |
| 1 | | (MHz) | (dBμV/m) | (dB) | (dBμV/m) | (dBμV) | (dB/m) | (dB) | (dB) | (cm) | (deg) | (P/A) | (H/V) |
| 802.11a CH 100 5500MHz | | 5469.68 | 54.79 | -19.21 | 74 | 41.71 | 34.28 | 11.9 | 33.1 | 400 | 232 | P | H |
| | | 5470 | 45.68 | -8.32 | 54 | 32.6 | 34.28 | 11.9 | 33.1 | 400 | 232 | A | H |
| | * | 5500 | 101.16 | - | - | 88.03 | 34.33 | 11.9 | 33.1 | 400 | 232 | P | H |
| | * | 5500 | 93.98 | - | - | 80.85 | 34.33 | 11.9 | 33.1 | 400 | 232 | A | H |
| | | 5468.88 | 54.48 | -19.52 | 74 | 41.4 | 34.28 | 11.9 | 33.1 | 364 | 247 | P | V |
| | | 5469.84 | 45.46 | -8.54 | 54 | 32.38 | 34.28 | 11.9 | 33.1 | 364 | 247 | A | V |
| | * | 5500 | 98.58 | - | - | 85.45 | 34.33 | 11.9 | 33.1 | 364 | 247 | P | V |
| | * | 5500 | 92.22 | - | - | 79.09 | 34.33 | 11.9 | 33.1 | 364 | 247 | A | V |
| 802.11a CH 116 5580MHz | | 5437.6 | 51.78 | -22.22 | 74 | 38.8 | 34.24 | 11.84 | 33.1 | 150 | 307 | P | H |
| | | 5465.44 | 44 | -10 | 54 | 30.98 | 34.28 | 11.84 | 33.1 | 150 | 307 | A | H |
| | * | 5580 | 100.66 | - | - | 87.32 | 34.41 | 12.03 | 33.1 | 150 | 307 | P | H |
| | * | 5580 | 94.36 | - | - | 81.02 | 34.41 | 12.03 | 33.1 | 150 | 307 | A | H |
| | | 5761.22 | 53.04 | -20.96 | 74 | 39.04 | 34.45 | 12.65 | 33.1 | 150 | 307 | P | H |
| | | 5727.2 | 44.55 | -9.45 | 54 | 30.68 | 34.46 | 12.51 | 33.1 | 150 | 307 | A | H |
| | | 5391.76 | 50.88 | -23.12 | 74 | 38.02 | 34.18 | 11.78 | 33.1 | 365 | 259 | P | V |
| | | 5403.28 | 42.63 | -11.37 | 54 | 29.75 | 34.2 | 11.78 | 33.1 | 365 | 259 | A | V |
| | * | 5580 | 99.46 | - | - | 86.12 | 34.41 | 12.03 | 33.1 | 365 | 259 | P | V |
| | * | 5580 | 92.19 | - | - | 78.85 | 34.41 | 12.03 | 33.1 | 365 | 259 | A | V |
| | | 5735.705 | 51.33 | -22.67 | 74 | 37.47 | 34.45 | 12.51 | 33.1 | 365 | 259 | P | V |
| | | 5726.57 | 43.15 | -10.85 | 54 | 29.28 | 34.46 | 12.51 | 33.1 | 365 | 259 | A | V |



| | | | | | | | | | | | | | |
|------------------------------|---|---------|--------|--------|----|-------|-------|-------|------|-----|-----|---|---|
| 802.11a CH 140 5700MHz | * | 5700 | 101.05 | - | - | 87.16 | 34.48 | 12.51 | 33.1 | 158 | 305 | P | H |
| | * | 5700 | 95.29 | - | - | 81.4 | 34.48 | 12.51 | 33.1 | 158 | 305 | A | H |
| | | 5725.08 | 56.64 | -17.36 | 74 | 42.77 | 34.46 | 12.51 | 33.1 | 158 | 305 | P | H |
| | | 5725.24 | 48.95 | -5.05 | 54 | 35.08 | 34.46 | 12.51 | 33.1 | 158 | 305 | A | H |
| | * | 5700 | 99.73 | - | - | 85.84 | 34.48 | 12.51 | 33.1 | 364 | 259 | P | V |
| | * | 5700 | 94.14 | - | - | 80.25 | 34.48 | 12.51 | 33.1 | 364 | 259 | A | V |
| | | 5725 | 57.41 | -16.59 | 74 | 43.54 | 34.46 | 12.51 | 33.1 | 364 | 259 | P | V |
| | | 5725 | 48.46 | -5.54 | 54 | 34.59 | 34.46 | 12.51 | 33.1 | 364 | 259 | A | V |
| Remark | <ol style="list-style-type: none"> No other spurious found. All results are PASS against Peak and Average limit line. | | | | | | | | | | | | |



Band 3 - 5470~5725MHz
WIFI 802.11a (Harmonic @ 3m)

Table with 14 columns: WIFI Ant. 1, Note, Frequency (MHz), Level (dBµV/m), Over Limit (dB), Limit Line (dBµV/m), Read Level (dBµV), Antenna Factor (dB/m), Cable Loss (dB), Preamp Factor (dB), Ant Pos (cm), Table Pos (deg), Peak Avg. (P/A), Pol. (H/V). Rows include channels 100, 116, and 140 with their respective frequency and measurement data.

Remark

- 1. No other spurious found.
2. All results are PASS against Peak and Average limit line.



Band 3 - 5470~5725MHz
WIFI 802.11n HT20 (Band Edge @ 3m)

| WIFI Ant. 1 | Note | Frequency (MHz) | Level (dBμV/m) | Over Limit (dB) | Limit Line (dBμV/m) | Read Level (dBμV) | Antenna Factor (dB/m) | Cable Loss (dB) | Preamp Factor (dB) | Ant Pos (cm) | Table Pos (deg) | Peak Avg. (P/A) | Pol. (H/V) |
|-----------------------------|----------|-------------------|------------------|-------------------|-----------------------|---------------------|-------------------------|-------------------|----------------------|----------------|-------------------|-------------------|--------------|
| 802.11n HT20 CH 100 5500MHz | | 5468.4 | 54.48 | -19.52 | 74 | 41.4 | 34.28 | 11.9 | 33.1 | 100 | 59 | P | H |
| | | 5470 | 47.97 | -6.03 | 54 | 34.89 | 34.28 | 11.9 | 33.1 | 100 | 59 | A | H |
| | * | 5500 | 101.2 | - | - | 88.07 | 34.33 | 11.9 | 33.1 | 100 | 59 | P | H |
| | * | 5500 | 94.49 | - | - | 81.36 | 34.33 | 11.9 | 33.1 | 100 | 59 | A | H |
| | | 5465.52 | 55.51 | -18.49 | 74 | 42.43 | 34.28 | 11.9 | 33.1 | 359 | 254 | P | V |
| | | 5469.68 | 48.13 | -5.87 | 54 | 35.05 | 34.28 | 11.9 | 33.1 | 359 | 254 | A | V |
| | * | 5500 | 102.31 | - | - | 89.18 | 34.33 | 11.9 | 33.1 | 359 | 254 | P | V |
| | | 5500 | 94.63 | - | - | 81.5 | 34.33 | 11.9 | 33.1 | 359 | 254 | A | V |
| 802.11n HT20 CH 116 5580MHz | | 5445.04 | 51.11 | -22.89 | 74 | 38.13 | 34.24 | 11.84 | 33.1 | 100 | 59 | P | H |
| | | 5443.12 | 44.06 | -9.94 | 54 | 31.08 | 34.24 | 11.84 | 33.1 | 100 | 59 | A | H |
| | * | 5580 | 101.56 | - | - | 88.22 | 34.41 | 12.03 | 33.1 | 100 | 59 | P | H |
| | * | 5580 | 95.15 | - | - | 81.81 | 34.41 | 12.03 | 33.1 | 100 | 59 | A | H |
| | | 5736.335 | 52.14 | -21.86 | 74 | 38.28 | 34.45 | 12.51 | 33.1 | 100 | 59 | P | H |
| | | 5733.5 | 46.09 | -7.91 | 54 | 32.22 | 34.46 | 12.51 | 33.1 | 100 | 59 | A | H |
| | | 5433.76 | 51.81 | -22.19 | 74 | 38.83 | 34.24 | 11.84 | 33.1 | 364 | 267 | P | V |
| | | 5463.28 | 44.15 | -9.85 | 54 | 31.13 | 34.28 | 11.84 | 33.1 | 364 | 267 | A | V |
| | * | 5580 | 102.63 | - | - | 89.29 | 34.41 | 12.03 | 33.1 | 364 | 267 | P | V |
| | * | 5580 | 94.74 | - | - | 81.4 | 34.41 | 12.03 | 33.1 | 364 | 267 | A | V |
| | | 5738.54 | 52.72 | -21.28 | 74 | 38.72 | 34.45 | 12.65 | 33.1 | 364 | 267 | P | V |
| | 5763.425 | 44.51 | -9.49 | 54 | 30.51 | 34.45 | 12.65 | 33.1 | 364 | 267 | A | V | |



| | | | | | | | | | | | | | |
|--------------------------------------|---|---------|--------|--------|----|-------|-------|-------|------|-----|-----|---|---|
| 802.11n HT20 CH 140 5700MHz | * | 5700 | 102.11 | - | - | 88.22 | 34.48 | 12.51 | 33.1 | 100 | 60 | P | H |
| | * | 5700 | 94.36 | - | - | 80.47 | 34.48 | 12.51 | 33.1 | 100 | 60 | A | H |
| | | 5725.72 | 59.19 | -14.81 | 74 | 45.32 | 34.46 | 12.51 | 33.1 | 100 | 60 | P | H |
| | | 5725.24 | 50.08 | -3.92 | 54 | 36.21 | 34.46 | 12.51 | 33.1 | 100 | 60 | A | H |
| | * | 5700 | 100.92 | - | - | 87.03 | 34.48 | 12.51 | 33.1 | 100 | 119 | P | V |
| | * | 5700 | 94.26 | - | - | 80.37 | 34.48 | 12.51 | 33.1 | 100 | 119 | A | V |
| | | 5725.64 | 59.23 | -14.77 | 74 | 45.36 | 34.46 | 12.51 | 33.1 | 100 | 119 | P | V |
| | | 5725.08 | 49.04 | -4.96 | 54 | 35.17 | 34.46 | 12.51 | 33.1 | 100 | 119 | A | V |
| Remark | <ol style="list-style-type: none"> No other spurious found. All results are PASS against Peak and Average limit line. | | | | | | | | | | | | |



Band 3 - 5470~5725MHz
WIFI 802.11n HT20 (Harmonic @ 3m)

| WIFI Ant. 1 | Note | Frequency (MHz) | Level (dBμV/m) | Over Limit (dB) | Limit Line (dBμV/m) | Read Level (dBμV) | Antenna Factor (dB/m) | Cable Loss (dB) | Preamp Factor (dB) | Ant Pos (cm) | Table Pos (deg) | Peak Avg. (P/A) | Pol. (H/V) |
|-----------------------------|---|-------------------|------------------|-------------------|-----------------------|-------------------|-------------------------|-------------------|----------------------|----------------|-------------------|-----------------|------------|
| 802.11n HT20 CH 100 5500MHz | | 11000 | 52.72 | -21.28 | 74 | 56.66 | 37.4 | 14.76 | 56.1 | 163 | 230 | P | H |
| | | 11000 | 49.07 | -4.93 | 54 | 53.01 | 37.4 | 14.76 | 56.1 | 163 | 230 | A | H |
| | | 16500 | 50.41 | -23.59 | 74 | 45.99 | 43.27 | 17.2 | 56.05 | 178 | 296 | P | H |
| | | 11000 | 49.79 | -24.21 | 74 | 53.73 | 37.4 | 14.76 | 56.1 | 163 | 230 | P | V |
| | | 16500 | 50.38 | -23.62 | 74 | 45.96 | 43.27 | 17.2 | 56.05 | 178 | 296 | P | V |
| 802.11n HT20 CH 116 5580MHz | | 11160 | 50.8 | -23.2 | 74 | 54.34 | 37.5 | 14.81 | 55.85 | 170 | 200 | P | H |
| | | 16740 | 50.54 | -23.46 | 74 | 45.29 | 43.91 | 17.51 | 56.17 | 156 | 350 | P | H |
| | | 11160 | 49.76 | -24.24 | 74 | 53.3 | 37.5 | 14.81 | 55.85 | 170 | 200 | P | V |
| | | 16740 | 50.43 | -23.57 | 74 | 45.18 | 43.91 | 17.51 | 56.17 | 156 | 350 | P | V |
| 802.11n HT20 CH 140 5700MHz | | 11400 | 50.63 | -23.37 | 74 | 53.62 | 37.64 | 14.86 | 55.49 | 157 | 285 | P | H |
| | | 17100 | 50.1 | -23.9 | 74 | 44.28 | 44.29 | 17.91 | 56.38 | 165 | 246 | P | H |
| | | 11400 | 49.39 | -24.61 | 74 | 52.38 | 37.64 | 14.86 | 55.49 | 157 | 285 | P | V |
| | | 17100 | 50.79 | -23.21 | 74 | 44.97 | 44.29 | 17.91 | 56.38 | 165 | 246 | P | V |
| Remark | 1. No other spurious found. 2. All results are PASS against Peak and Average limit line. | | | | | | | | | | | | |



Band 3 - 5470~5725MHz
WIFI 802.11n HT40 (Band Edge @ 3m)

Table with 14 columns: WIFI Ant. 1, Note, Frequency (MHz), Level (dBµV/m), Over Limit (dB), Limit Line (dBµV/m), Read Level (dBµV), Antenna Factor (dB/m), Cable Loss (dB), Preamp Factor (dB), Ant Pos (cm), Table Pos (deg), Peak Avg. (P/A), Pol. (H/V). Rows include data for 802.11n HT40 CH 102 (5510MHz) and 802.11n HT40 CH 110 (5550MHz).



| | | | | | | | | | | | | | |
|--------------------------------------|---|----------|-------|--------|----|-------|-------|-------|------|-----|-----|---|---|
| 802.11n HT40 CH 134 5670MHz | | 5450.8 | 51.46 | -22.54 | 74 | 38.46 | 34.26 | 11.84 | 33.1 | 157 | 308 | P | H |
| | | 5467.6 | 42.02 | -11.98 | 54 | 28.94 | 34.28 | 11.9 | 33.1 | 157 | 308 | A | H |
| | * | 5670 | 97.12 | - | - | 83.37 | 34.48 | 12.37 | 33.1 | 157 | 308 | P | H |
| | * | 5670 | 88.35 | - | - | 74.6 | 34.48 | 12.37 | 33.1 | 157 | 308 | A | H |
| | | 5738.225 | 53.97 | -20.03 | 74 | 40.11 | 34.45 | 12.51 | 33.1 | 157 | 308 | P | H |
| | | 5726.675 | 43.37 | -10.63 | 54 | 29.5 | 34.46 | 12.51 | 33.1 | 157 | 308 | A | H |
| | | 5358.05 | 52.6 | -21.4 | 74 | 39.83 | 34.13 | 11.74 | 33.1 | 173 | 246 | P | V |
| | | 5453.95 | 41.72 | -12.28 | 54 | 28.72 | 34.26 | 11.84 | 33.1 | 173 | 246 | A | V |
| | * | 5670 | 94.27 | - | - | 80.52 | 34.48 | 12.37 | 33.1 | 173 | 246 | P | V |
| | * | 5670 | 86.32 | - | - | 72.57 | 34.48 | 12.37 | 33.1 | 173 | 246 | A | V |
| | | 5735.25 | 54.32 | -19.68 | 74 | 40.46 | 34.45 | 12.51 | 33.1 | 173 | 246 | P | V |
| | | 5726.675 | 43.2 | -10.8 | 54 | 29.33 | 34.46 | 12.51 | 33.1 | 173 | 246 | A | V |
| Remark | 1. No other spurious found. 2. All results are PASS against Peak and Average limit line. | | | | | | | | | | | | |



Band 3 - 5470~5725MHz
WIFI 802.11n HT40 (Harmonic @ 3m)

| WIFI Ant. 1 | Note | Frequency (MHz) | Level (dBμV/m) | Over Limit (dB) | Limit Line (dBμV/m) | Read Level (dBμV) | Antenna Factor (dB/m) | Cable Loss (dB) | Preamp Factor (dB) | Ant Pos (cm) | Table Pos (deg) | Peak Avg. (P/A) | Pol. (H/V) |
|---------------|---|-------------------|------------------|-------------------|-----------------------|---------------------|-------------------------|-------------------|----------------------|----------------|-------------------|-------------------|--------------|
| 802.11n | | 11020 | 50.9 | -23.1 | 74 | 54.79 | 37.41 | 14.77 | 56.07 | 170 | 230 | P | H |
| HT40 | | 16530 | 50.86 | -23.14 | 74 | 46.32 | 43.36 | 17.25 | 56.07 | 160 | 300 | P | H |
| CH 102 | | 11020 | 50.19 | -23.81 | 74 | 54.08 | 37.41 | 14.77 | 56.07 | 170 | 230 | P | V |
| 5510MHz | | 16530 | 50.61 | -23.39 | 74 | 46.07 | 43.36 | 17.25 | 56.07 | 160 | 300 | P | V |
| 802.11n | | 11100 | 50.17 | -23.83 | 74 | 53.87 | 37.46 | 14.79 | 55.95 | 150 | 200 | P | H |
| HT40 | | 16650 | 50.23 | -23.77 | 74 | 45.3 | 43.68 | 17.38 | 56.13 | 180 | 350 | P | H |
| CH 110 | | 11100 | 50.14 | -23.86 | 74 | 53.84 | 37.46 | 14.79 | 55.95 | 150 | 200 | P | V |
| 5550MHz | | 16650 | 50.31 | -23.69 | 74 | 45.38 | 43.68 | 17.38 | 56.13 | 180 | 350 | P | V |
| 802.11n | | 11340 | 50.91 | -23.09 | 74 | 54.06 | 37.6 | 14.84 | 55.59 | 200 | 360 | P | H |
| HT40 | | 17010 | 50.05 | -23.95 | 74 | 43.99 | 44.55 | 17.82 | 56.31 | 200 | 360 | P | H |
| CH 134 | | 11340 | 50.88 | -23.12 | 74 | 54.03 | 37.6 | 14.84 | 55.59 | 200 | 360 | P | V |
| 5670MHz | | 17010 | 50.35 | -23.65 | 74 | 44.29 | 44.55 | 17.82 | 56.31 | 200 | 360 | P | V |
| Remark | 1. No other spurious found. 2. All results are PASS against Peak and Average limit line. | | | | | | | | | | | | |



Band 2 5470~5725MHz
WIFI 802.11ac VHT80 (Band Edge @ 3m)

| WIFI Ant. 1 | Note | Frequency (MHz) | Level (dBμV/m) | Over Limit (dB) | Limit Line (dBμV/m) | Read Level (dBμV) | Antenna Factor (dB/m) | Cable Loss (dB) | Preamp Factor (dB) | Ant Pos (cm) | Table Pos (deg) | Peak Avg. (P/A) | Pol. (H/V) |
|-------------------------------|---|-------------------|------------------|-------------------|-----------------------|---------------------|-------------------------|-------------------|----------------------|----------------|-------------------|-------------------|--------------|
| 802.11ac VHT80 CH 106 5530MHz | | 5457.76 | 56.99 | -17.01 | 74 | 41.59 | 34.26 | 11.84 | 30.7 | 241 | 301 | P | H |
| | | 5461.84 | 49.44 | -4.56 | 54 | 34.04 | 34.26 | 11.84 | 30.7 | 241 | 301 | A | H |
| | * | 5530 | 93.82 | - | - | 78.22 | 34.35 | 11.97 | 30.72 | 241 | 301 | P | H |
| | * | 5530 | 87.63 | - | - | 72.03 | 34.35 | 11.97 | 30.72 | 241 | 301 | A | H |
| | | 5744.525 | 55.98 | -18.02 | 74 | 39.79 | 34.45 | 12.65 | 30.91 | 241 | 301 | P | H |
| | | 5757.125 | 47.33 | -6.67 | 54 | 31.16 | 34.45 | 12.65 | 30.93 | 241 | 301 | A | H |
| | | 5464 | 56.74 | -17.26 | 74 | 41.32 | 34.28 | 11.84 | 30.7 | 351 | 253 | P | V |
| | | 5465.68 | 50.18 | -3.82 | 54 | 34.7 | 34.28 | 11.9 | 30.7 | 351 | 253 | A | V |
| | * | 5530 | 95.82 | - | - | 80.22 | 34.35 | 11.97 | 30.72 | 351 | 253 | P | V |
| | * | 5530 | 89.63 | - | - | 74.03 | 34.35 | 11.97 | 30.72 | 351 | 253 | A | V |
| | | 5734.445 | 54.36 | -19.64 | 74 | 38.29 | 34.46 | 12.51 | 30.9 | 351 | 253 | P | V |
| | | 5761.85 | 47.33 | -6.67 | 54 | 31.16 | 34.45 | 12.65 | 30.93 | 351 | 253 | A | V |
| 802.11ac VHT80 CH 122 5610MHz | | 5466.88 | 54.5 | -19.5 | 74 | 39.02 | 34.28 | 11.9 | 30.7 | 133 | 303 | P | H |
| | | 5468.32 | 47.21 | -6.79 | 54 | 31.73 | 34.28 | 11.9 | 30.7 | 133 | 303 | A | H |
| | * | 5610 | 96.68 | - | - | 80.92 | 34.46 | 12.09 | 30.79 | 133 | 303 | P | H |
| | * | 5610 | 90.39 | - | - | 74.63 | 34.46 | 12.09 | 30.79 | 133 | 303 | A | H |
| | | 5730.665 | 55.98 | -18.02 | 74 | 39.91 | 34.46 | 12.51 | 30.9 | 133 | 303 | P | H |
| | | 5725 | 47.7 | -6.3 | 54 | 31.63 | 34.46 | 12.51 | 30.9 | 133 | 303 | A | H |
| | | 5451.28 | 55.78 | -18.22 | 74 | 40.38 | 34.26 | 11.84 | 30.7 | 344 | 244 | P | V |
| | | 5459.92 | 46.9 | -7.1 | 54 | 31.5 | 34.26 | 11.84 | 30.7 | 344 | 244 | A | V |
| | * | 5614 | 97.5 | - | - | 81.74 | 34.46 | 12.09 | 30.79 | 344 | 244 | P | V |
| | 5725.94 | 55.18 | -18.82 | 74 | 39.11 | 34.46 | 12.51 | 30.9 | 344 | 244 | P | V | |
| | 5727.2 | 47.53 | -6.47 | 54 | 31.46 | 34.46 | 12.51 | 30.9 | 344 | 244 | A | V | |
| Remark | 1. No other spurious found. 2. All results are PASS against Peak and Average limit line. | | | | | | | | | | | | |



Band 3 5470~5725MHz
WIFI 802.11ac VHT80 (Harmonic @ 3m)

| WIFI Ant. 1 | Note | Frequency (MHz) | Level (dBμV/m) | Over Limit (dB) | Limit Line (dBμV/m) | Read Level (dBμV) | Antenna Factor (dB/m) | Cable Loss (dB) | Preamp Factor (dB) | Ant Pos (cm) | Table Pos (deg) | Peak Avg. (P/A) | Pol. (H/V) |
|-------------------------------|---|-------------------|------------------|-------------------|-----------------------|-------------------|-------------------------|-------------------|----------------------|----------------|-------------------|-----------------|------------|
| 802.11ac VHT80 | | 11060 | 50.4 | -23.6 | 74 | 54.18 | 37.44 | 14.78 | 56 | 150 | 200 | P | H |
| | | 16590 | 50.29 | -23.71 | 74 | 45.56 | 43.5 | 17.33 | 56.1 | 180 | 350 | P | H |
| CH 106 5530MHz | | 11060 | 49.31 | -24.69 | 74 | 53.09 | 37.44 | 14.78 | 56 | 150 | 200 | P | V |
| | | 16590 | 50.71 | -23.29 | 74 | 45.98 | 43.5 | 17.33 | 56.1 | 180 | 350 | P | V |
| 802.11ac VHT80 CH 122 5610MHz | | 11220 | 52.34 | -21.66 | 74 | 55.76 | 37.53 | 14.82 | 55.77 | 200 | 360 | P | H |
| | | 11220 | 50.34 | -3.66 | 54 | 53.76 | 37.53 | 14.82 | 55.77 | 200 | 360 | A | H |
| | | 16830 | 50.24 | -23.76 | 74 | 44.72 | 44.14 | 17.6 | 56.22 | 200 | 360 | P | H |
| | | 11220 | 51.95 | -22.05 | 74 | 55.37 | 37.53 | 14.82 | 55.77 | 200 | 360 | P | V |
| | | 11220 | 49.32 | -4.68 | 54 | 52.74 | 37.53 | 14.82 | 55.77 | 200 | 360 | A | V |
| | | 16830 | 50.76 | -23.24 | 74 | 45.24 | 44.14 | 17.6 | 56.22 | 200 | 360 | P | V |
| Remark | 1. No other spurious found. 2. All results are PASS against Peak and Average limit line. | | | | | | | | | | | | |



Emission below 1GHz

WiFi 802.11ac VHT80 (LF @ 3m)

| WiFi | Note | Frequency | Level | Over | Limit | Read | Antenna | Cable | Preamp | Ant | Table | Peak | Pol. |
|-------------------------|--|-----------|------------|--------|------------|----------|----------|--------|--------|--------|---------|---------|---------|
| Ant. | | | | Limit | Line | Level | Factor | Loss | Factor | Pos | Pos | Avg. | |
| 1 | | (MHz) | (dBμV/m) | (dB) | (dBμV/m) | (dBμV) | (dB/m) | (dB) | (dB) | (cm) | (deg) | (P/A) | (H/V) |
| 802.11ac VHT80 LF | | 34.85 | 22.43 | -17.57 | 40 | 27.41 | 26.3 | 0.32 | 31.6 | - | - | P | H |
| | | 173.56 | 24.95 | -18.55 | 43.5 | 36.95 | 17.86 | 1.45 | 31.31 | - | - | P | H |
| | | 207.51 | 26.47 | -17.03 | 43.5 | 37.94 | 18.03 | 1.66 | 31.16 | - | - | P | H |
| | | 228.85 | 26.23 | -19.77 | 46 | 36.33 | 19.22 | 1.76 | 31.08 | - | - | P | H |
| | | 454.86 | 31.95 | -14.05 | 46 | 33.98 | 26.49 | 2.58 | 31.1 | 100 | 125 | P | H |
| | | 982.54 | 29.24 | -24.76 | 54 | 26.13 | 30.42 | 4.12 | 31.43 | - | - | P | H |
| | | 32.91 | 32.89 | -7.11 | 40 | 37.35 | 26.86 | 0.28 | 31.6 | 100 | 165 | P | V |
| | | 172.59 | 20.41 | -23.09 | 43.5 | 32.41 | 17.87 | 1.44 | 31.31 | - | - | P | V |
| | | 207.51 | 22.75 | -20.75 | 43.5 | 34.22 | 18.03 | 1.66 | 31.16 | - | - | P | V |
| | | 228.85 | 21.4 | -24.6 | 46 | 31.5 | 19.22 | 1.76 | 31.08 | - | - | P | V |
| | | 434.49 | 28.68 | -17.32 | 46 | 31.25 | 26.02 | 2.51 | 31.1 | - | - | P | V |
| | | 851.59 | 26.75 | -19.25 | 46 | 27.3 | 27.05 | 3.7 | 31.3 | - | - | P | V |
| Remark | 1. No other spurious found. 2. All results are PASS against limit line. | | | | | | | | | | | | |



Note symbol

| | |
|-----|--|
| * | Fundamental Frequency which can be ignored. However, the level of any unwanted emissions shall not exceed the level of the fundamental frequency. |
| ! | Test result is over limit line. |
| P/A | Peak or Average |
| H/V | Horizontal or Vertical |



A calculation example for radiated spurious emission is shown as below:

| WIFI | Note | Frequency | Level | Over | Limit | Read | Antenna | Cable | Preamp | Ant | Table | Peak | Pol. |
|---------|------|-----------|------------|--------|------------|----------|----------|--------|--------|--------|---------|---------|---------|
| Ant. | | | | Limit | Line | Level | Factor | Loss | Factor | Pos | Pos | Avg. | |
| 1 | | (MHz) | (dBμV/m) | (dB) | (dBμV/m) | (dBμV) | (dB/m) | (dB) | (dB) | (cm) | (deg) | (P/A) | (H/V) |
| 802.11b | | 2390 | 55.45 | -18.55 | 74 | 54.51 | 32.22 | 4.58 | 35.86 | 103 | 308 | P | H |
| CH 01 | | | | | | | | | | | | | |
| 2412MHz | | 2390 | 43.54 | -10.46 | 54 | 42.6 | 32.22 | 4.58 | 35.86 | 103 | 308 | A | H |

- Level(dBμV/m) =
Antenna Factor(dB/m) + Cable Loss(dB) + Read Level(dBμV) - Preamp Factor(dB)
- Over Limit(dB) = Level(dBμV/m) – Limit Line(dBμV/m)

For Peak Limit @ 2390MHz:

- Level(dBμV/m)
= Antenna Factor(dB/m) + Cable Loss(dB) + Read Level(dBμV) - Preamp Factor(dB)
= 32.22(dB/m) + 4.58(dB) + 54.51(dBμV) – 35.86 (dB)
= 55.45 (dBμV/m)
- Over Limit(dB)
= Level(dBμV/m) – Limit Line(dBμV/m)
= 55.45(dBμV/m) – 74(dBμV/m)
= -18.55(dB)

For Average Limit @ 2390MHz:

- Level(dBμV/m)
= Antenna Factor(dB/m) + Cable Loss(dB) + Read Level(dBμV) - Preamp Factor(dB)
= 32.22(dB/m) + 4.58(dB) + 42.6(dBμV) – 35.86 (dB)
= 43.54 (dBμV/m)
- Over Limit(dB)
= Level(dBμV/m) – Limit Line(dBμV/m)
= 43.54(dBμV/m) – 54(dBμV/m)
= -10.46(dB)

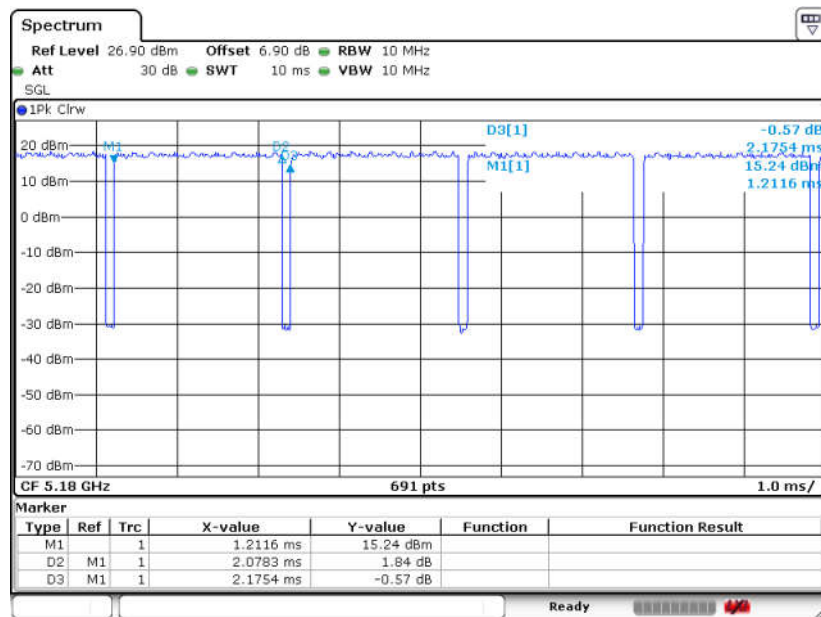
Both peak and average measured complies with the limit line, so test result is “PASS”.



Appendix C. Duty Cycle Plots

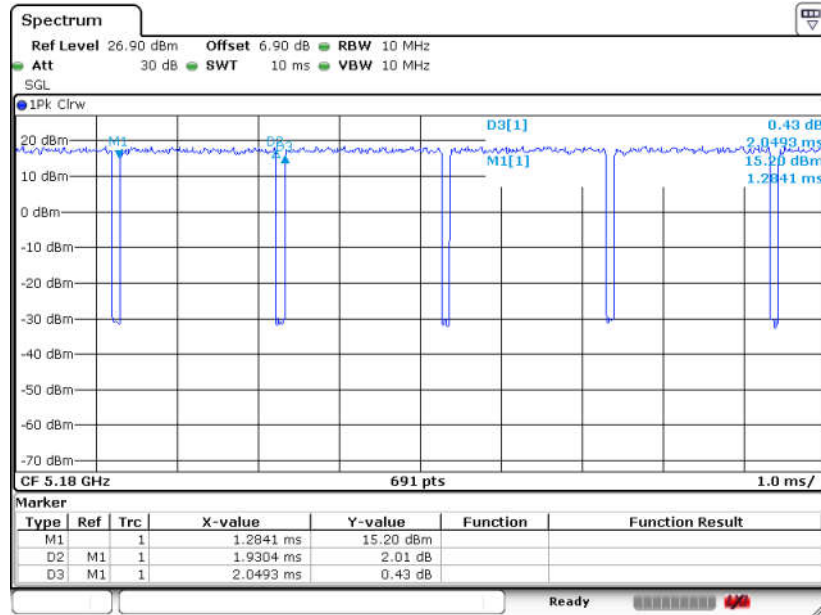
| Band | Duty Cycle(%) | T(ms) | 1/T(kHz) | VBW Setting |
|----------------|---------------|-------|----------|-------------|
| 802.11a | 95.54 | 2.078 | 0.481 | 1 kHz |
| 802.11n HT20 | 94.20 | 1.930 | 0.518 | 1 kHz |
| 802.11n HT40 | 90.10 | 0.949 | 1.053 | 3 kHz |
| 802.11ac VHT80 | 84.21 | 0.464 | 2.156 | 3 kHz |

802.11a

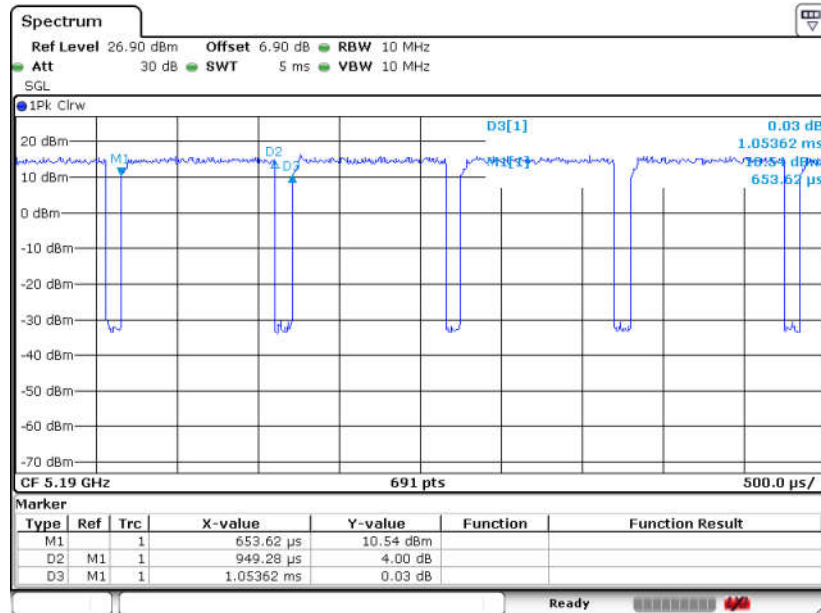




802.11n HT20



802.11n HT40





802.11ac VHT80

