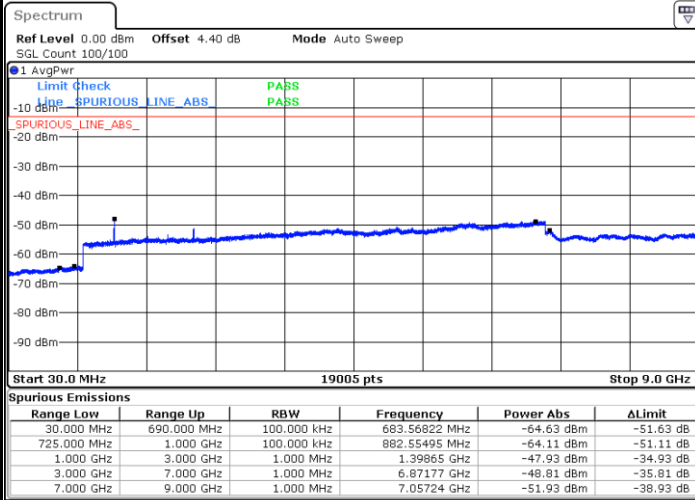




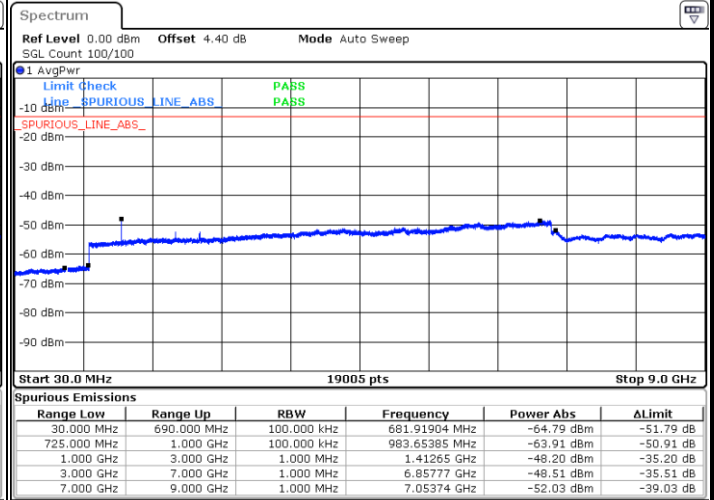
LTE Band 12 / 3MHz

Lowest Channel / 64QAM

Middle Channel / 64QAM

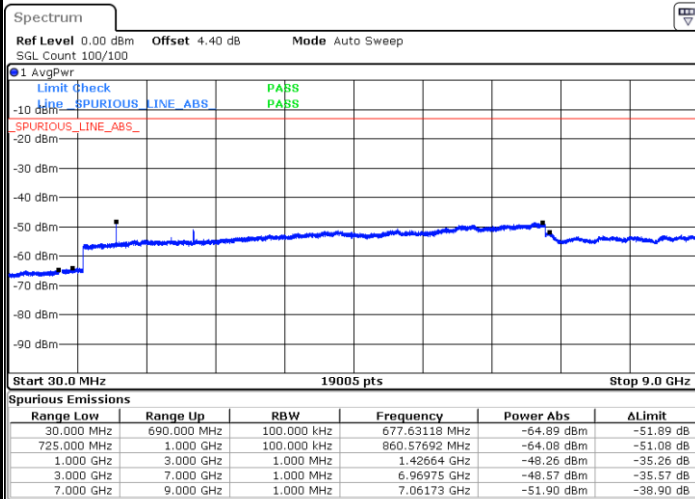


Date: 6 JAN 2018 16:31:22



Date: 6 JAN 2018 16:32:18

Highest Channel / 64QAM

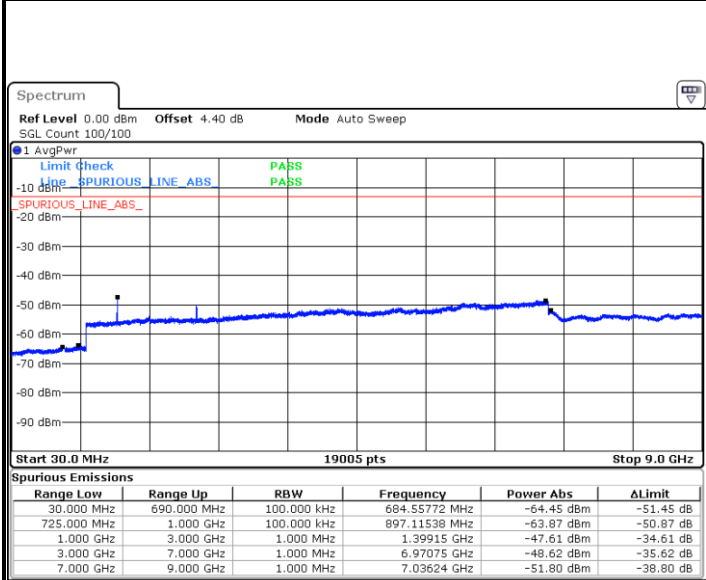


Date: 6 JAN 2018 16:33:13



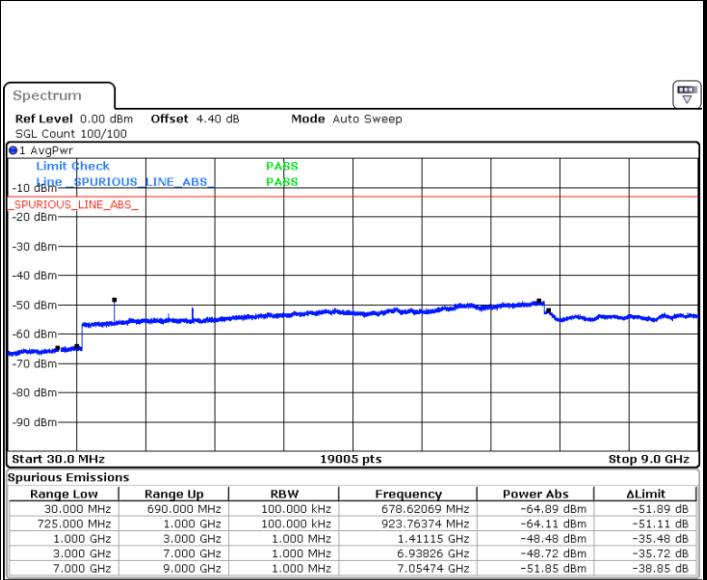
LTE Band 12 / 5MHz

Lowest Channel / 64QAM



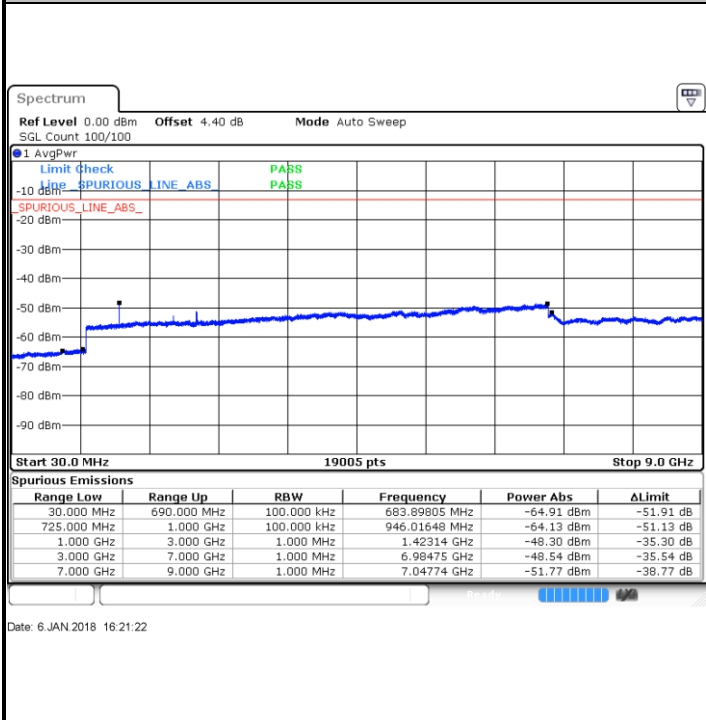
Date: 6 JAN 2018 16:19:32

Middle Channel / 64QAM



Date: 6 JAN 2018 16:20:27

Highest Channel / 64QAM



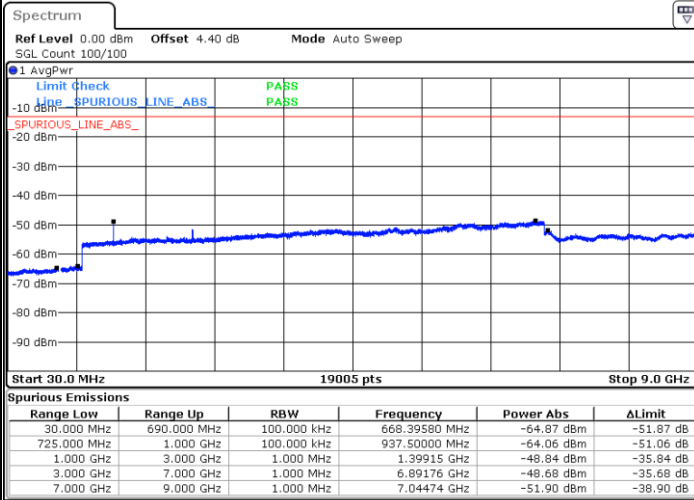
Date: 6 JAN 2018 16:21:22



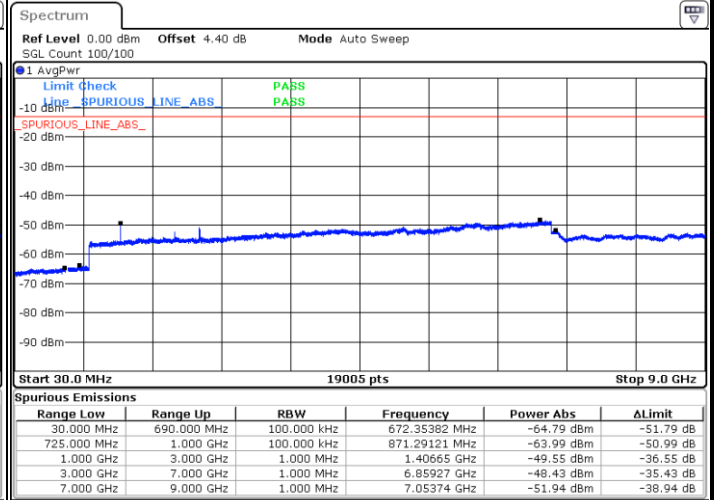
LTE Band 12 / 10MHz

Lowest Channel / 64QAM

Middle Channel / 64QAM

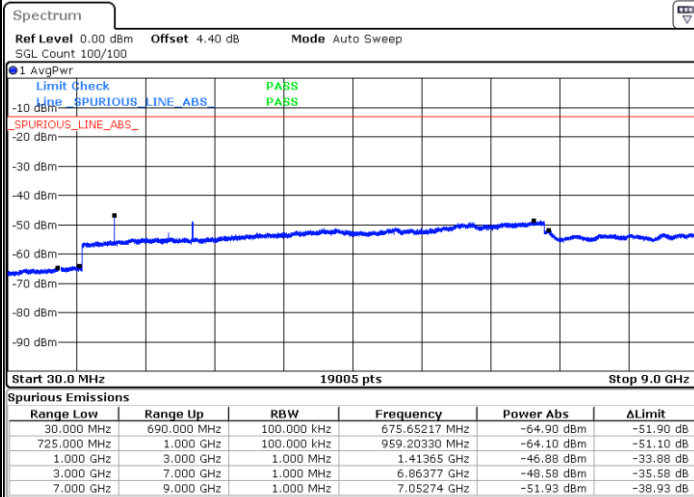


Date: 6 JAN 2018 16:16:46



Date: 6 JAN 2018 16:17:41

Highest Channel / 64QAM



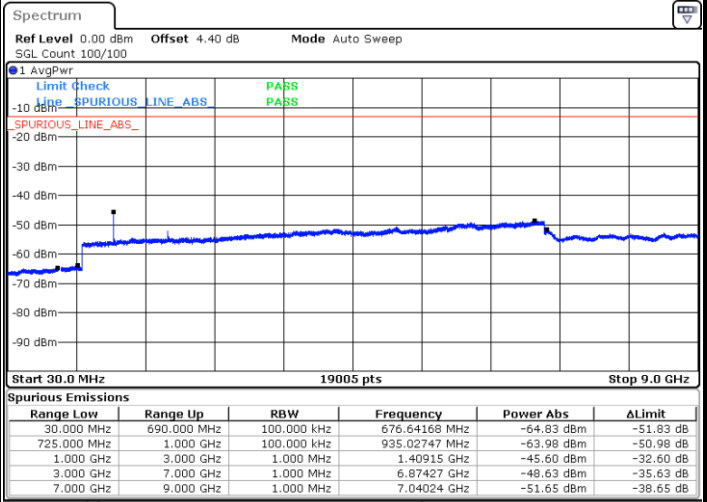
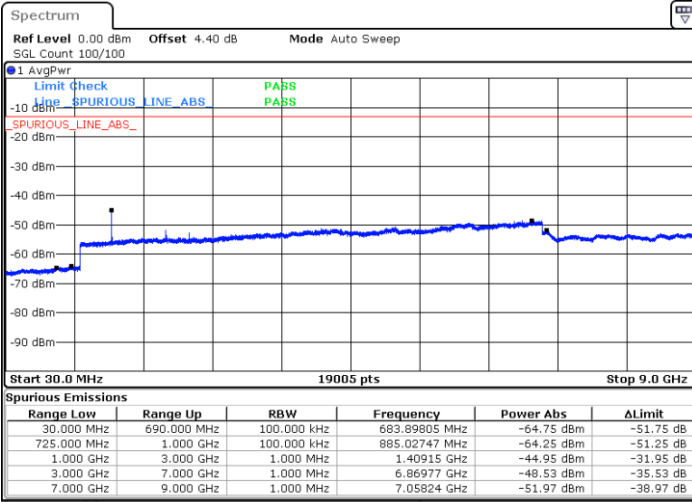
Date: 6 JAN 2018 16:18:37



LTE Band 17 / 5MHz

Lowest Channel / QPSK

Lowest Channel / 16QAM

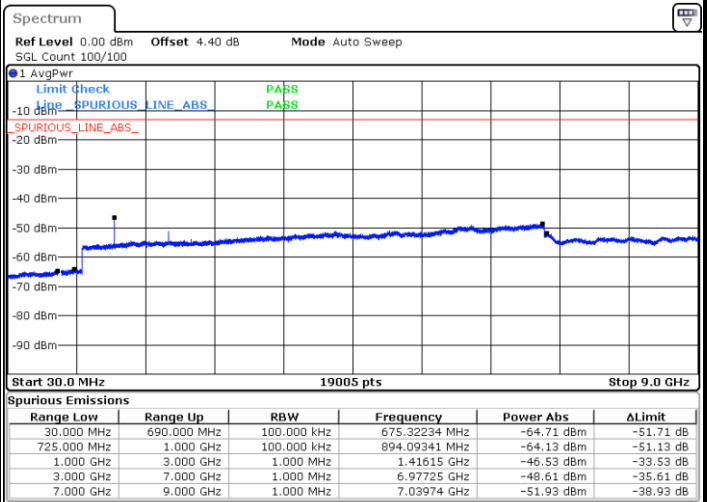
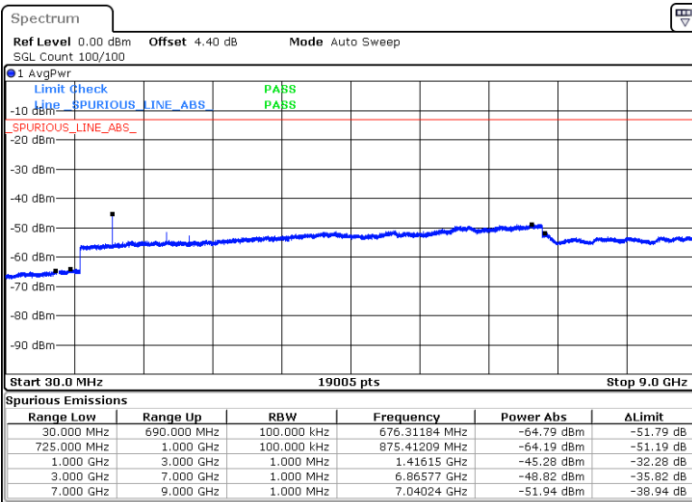


Date: 31.DEC.2017 17:52:50

Date: 31.DEC.2017 17:53:45

Middle Channel / QPSK

Middle Channel / 16QAM



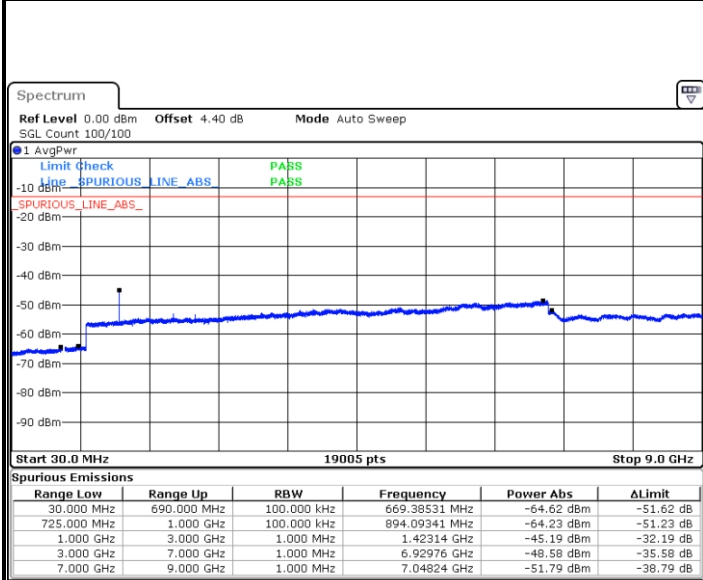
Date: 31.DEC.2017 17:55:23

Date: 31.DEC.2017 17:56:18



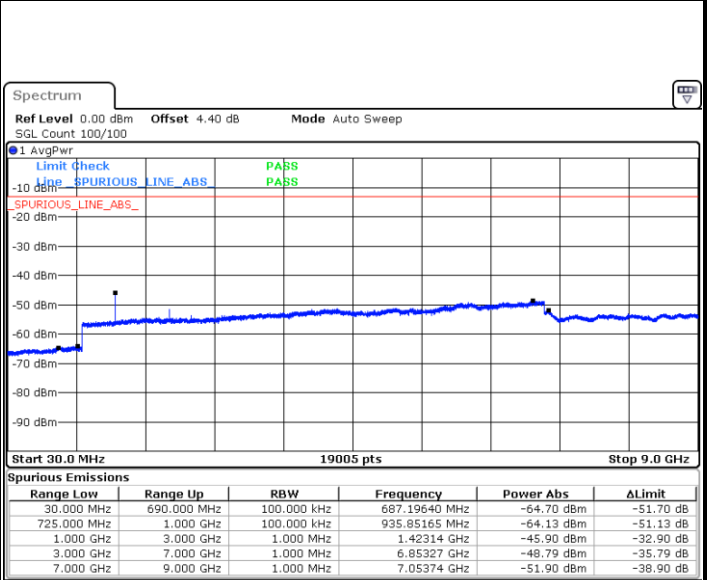
LTE Band 17 / 5MHz

Highest Channel / QPSK



Date: 31.DEC.2017 18:02:28

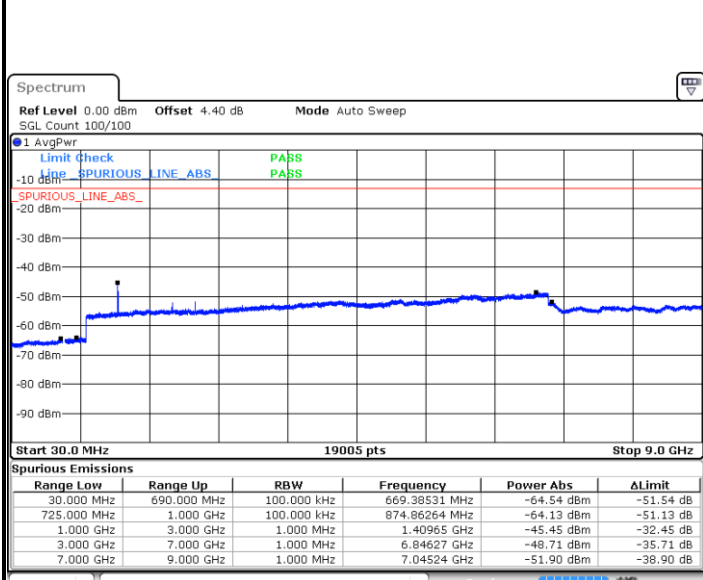
Highest Channel / 16QAM



Date: 31.DEC.2017 18:03:23

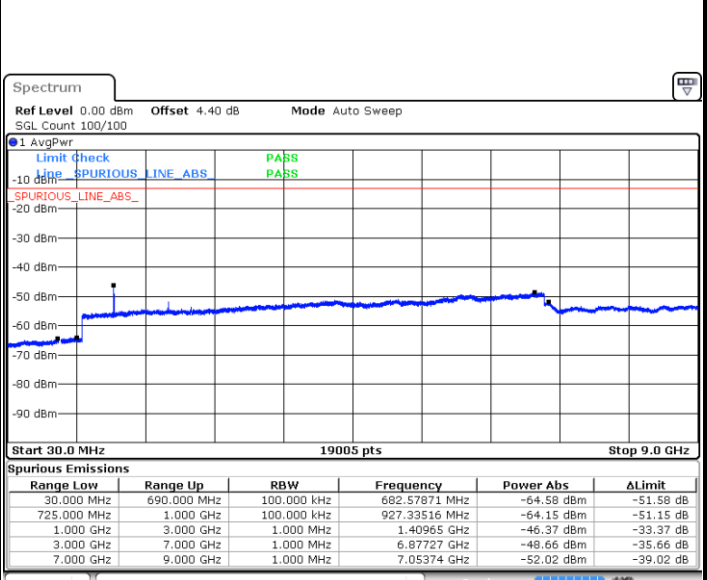
LTE Band 17 / 10MHz

Lowest Channel / QPSK



Date: 31.DEC.2017 18:09:35

Lowest Channel / 16QAM

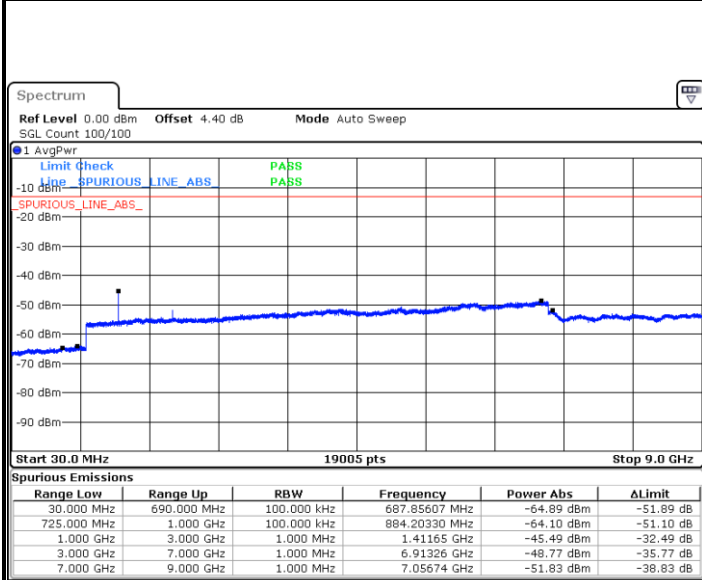


Date: 31.DEC.2017 18:10:30



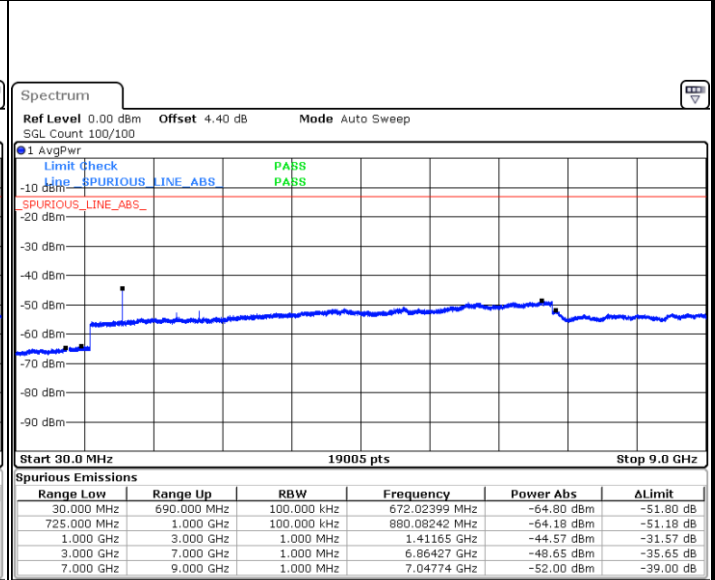
LTE Band 17 / 10MHz

Middle Channel / QPSK



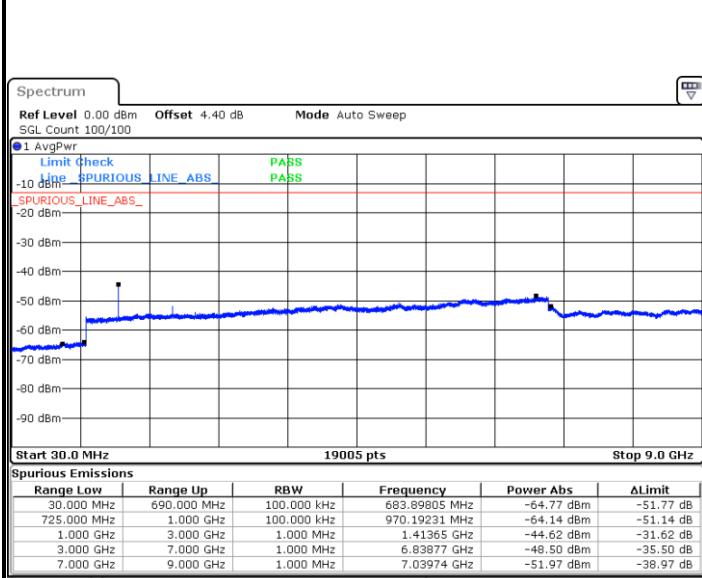
Date: 31.DEC.2017 18:12:08

Middle Channel / 16QAM



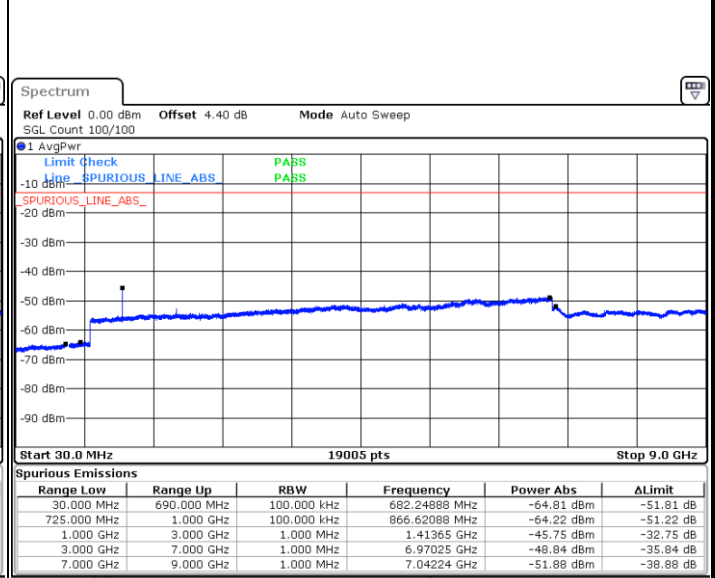
Date: 31.DEC.2017 18:13:03

Highest Channel / QPSK

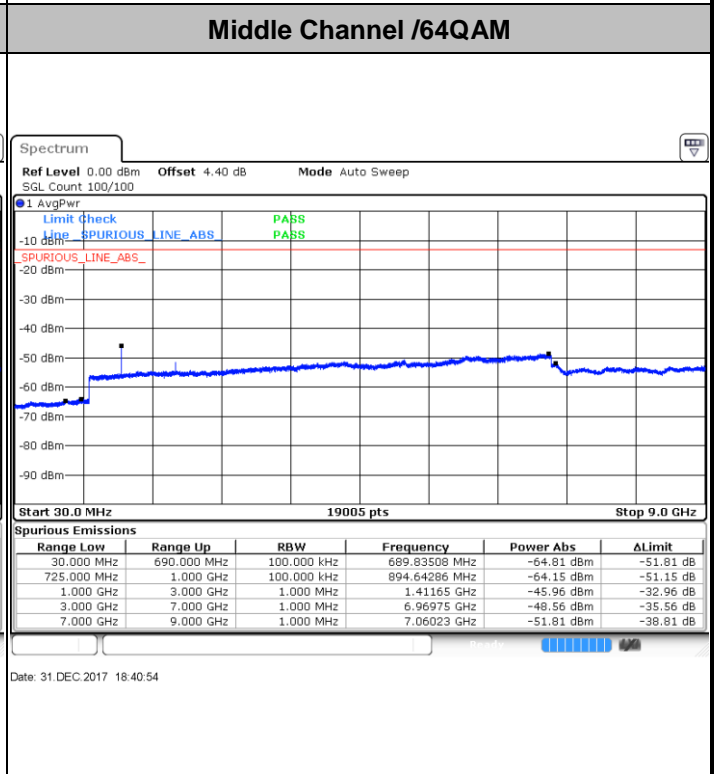
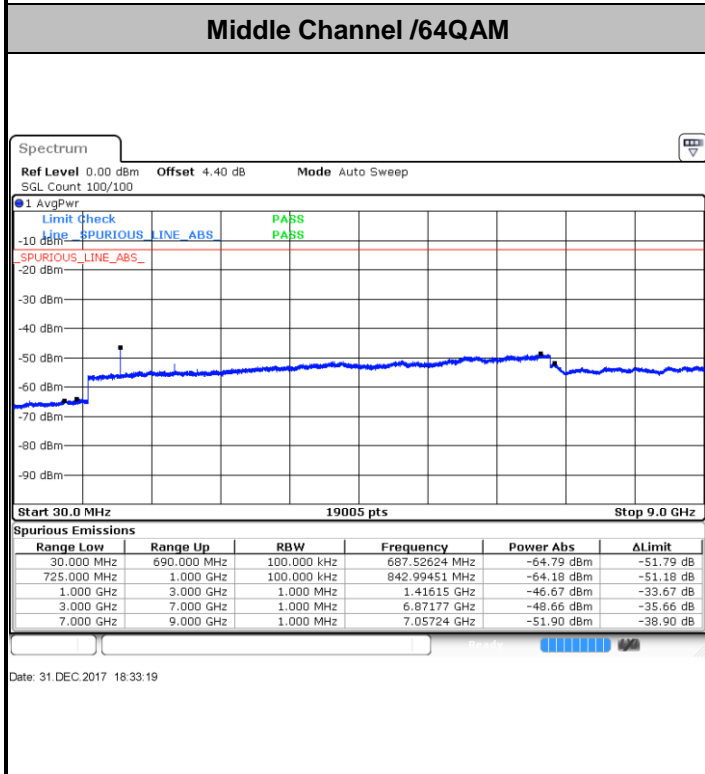
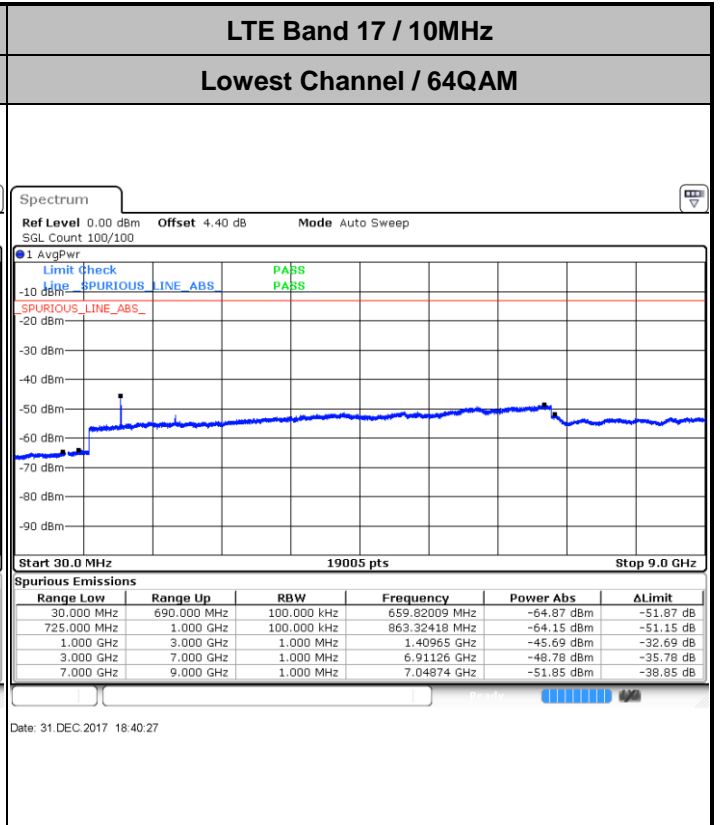
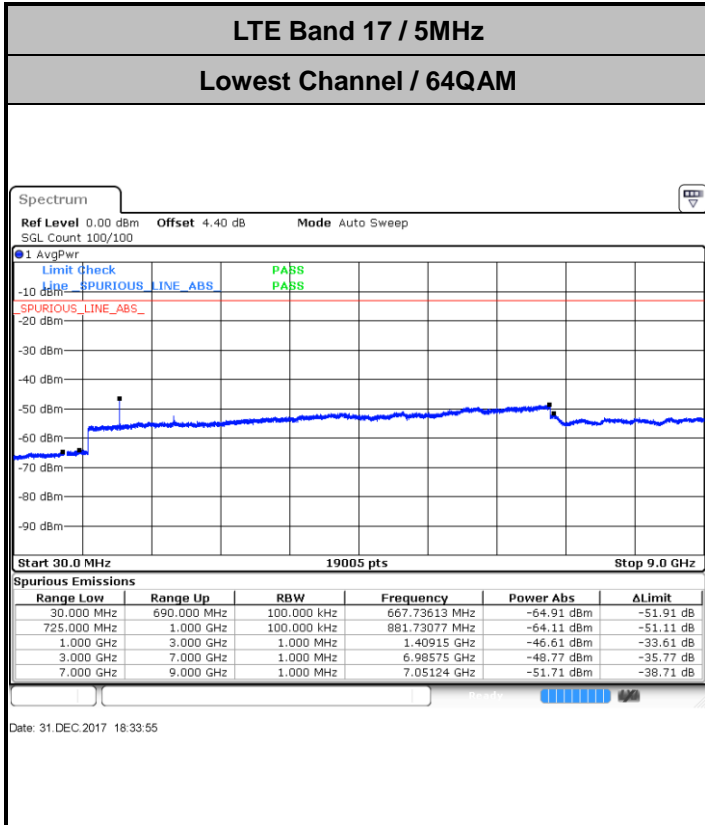


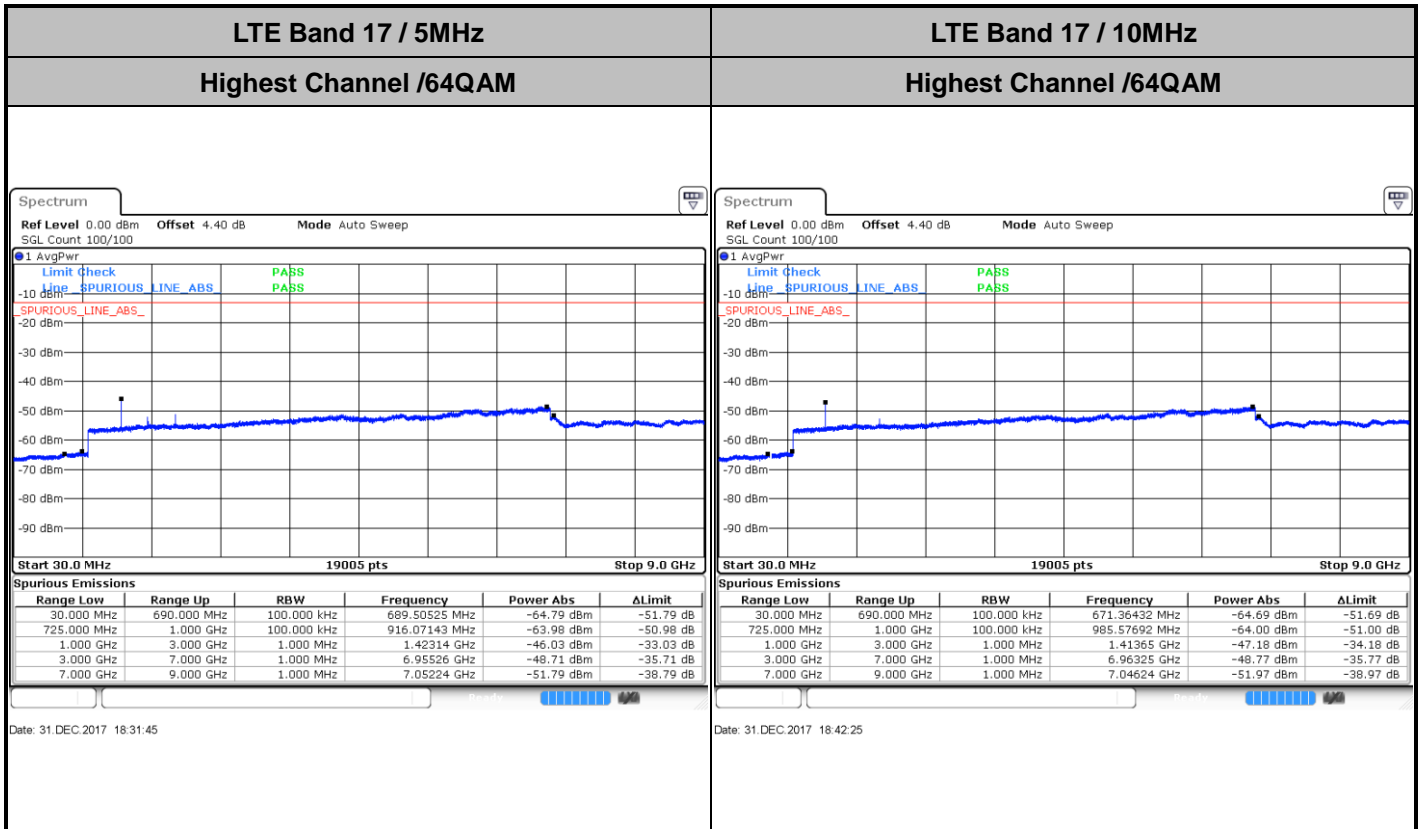
Date: 31.DEC.2017 18:19:13

Highest Channel / 16QAM



Date: 31.DEC.2017 18:20:08







Frequency Stability

Test Conditions		LTE Band 2 (QPSK) / Middle Channel	Limit
Temperature (°C)	Voltage (Volt)	BW 10MHz	Note 2.
		Deviation (ppm)	Result
50	Normal Voltage	0.0011	PASS
40	Normal Voltage	0.0005	
30	Normal Voltage	0.0019	
20(Ref.)	Normal Voltage	0.0000	
10	Normal Voltage	0.0003	
0	Normal Voltage	0.0022	
-10	Normal Voltage	0.0026	
-20	Normal Voltage	0.0003	
-30	Normal Voltage	0.0027	
20	Maximum Voltage	0.0003	
20	Normal Voltage	0.0001	
20	Battery End Point	0.0022	

Note:

1. Normal Voltage =3.8 V. ; Battery End Point (BEP) =3.4 V. ; Maximum Voltage =4.4 V.
2. Note: The frequency fundamental emissions stay within the authorized frequency block.



Test Conditions		LTE Band 4 (QPSK) / Middle Channel	Limit
Temperature (°C)	Voltage (Volt)	BW 10MHz	Note 2.
		Deviation (ppm)	Result
50	Normal Voltage	0.0012	PASS
40	Normal Voltage	0.0005	
30	Normal Voltage	0.0011	
20(Ref.)	Normal Voltage	0.0000	
10	Normal Voltage	0.0007	
0	Normal Voltage	0.0016	
-10	Normal Voltage	0.0001	
-20	Normal Voltage	0.0005	
-30	Normal Voltage	0.0013	
20	Maximum Voltage	0.0006	
20	Normal Voltage	0.0008	
20	Battery End Point	0.0002	

Note:

1. Normal Voltage =3.8 V. ; Battery End Point (BEP) =3.4 V. ; Maximum Voltage =4.4 V.
2. Note: The frequency fundamental emissions stay within the authorized frequency block.



Test Conditions		LTE Band 5 (QPSK) / Middle Channel	Limit
Temperature (°C)	Voltage (Volt)	BW 10MHz	2.5ppm
		Deviation (ppm)	Result
50	Normal Voltage	0.0048	PASS
40	Normal Voltage	0.0020	
30	Normal Voltage	0.0004	
20(Ref.)	Normal Voltage	0.0000	
10	Normal Voltage	0.0055	
0	Normal Voltage	0.0069	
-10	Normal Voltage	0.0063	
-20	Normal Voltage	0.0022	
-30	Normal Voltage	0.0026	
20	Maximum Voltage	0.0016	
20	Normal Voltage	0.0001	
20	Battery End Point	0.0062	

Note: Normal Voltage =3.8 V. ; Battery End Point (BEP) =3.4 V. ; Maximum Voltage =4.4 V.



Test Conditions		LTE Band 7 (QPSK) / Middle Channel	Limit
Temperature (°C)	Voltage (Volt)	BW 10MHz	Note 2.
		Deviation (ppm)	Result
50	Normal Voltage	0.0022	PASS
40	Normal Voltage	0.0026	
30	Normal Voltage	0.0009	
20(Ref.)	Normal Voltage	0.0000	
10	Normal Voltage	0.0019	
0	Normal Voltage	0.0030	
-10	Normal Voltage	0.0002	
-20	Normal Voltage	0.0004	
-30	Normal Voltage	0.0021	
20	Maximum Voltage	0.0006	
20	Normal Voltage	0.0024	
20	Battery End Point	0.0027	

Note:

1. Normal Voltage =3.8 V. ; Battery End Point (BEP) =3.4 V. ; Maximum Voltage =4.4 V.
2. Note: The frequency fundamental emissions stay within the authorized frequency block.



Test Conditions		LTE Band 12 (QPSK) / Middle Channel	Limit
Temperature (°C)	Voltage (Volt)	BW 10MHz	Note 2.
		Deviation (ppm)	Result
50	Normal Voltage	0.0008	PASS
40	Normal Voltage	0.0014	
30	Normal Voltage	0.0081	
20(Ref.)	Normal Voltage	0.0000	
10	Normal Voltage	0.0066	
0	Normal Voltage	0.0001	
-10	Normal Voltage	0.0014	
-20	Normal Voltage	0.0071	
-30	Normal Voltage	0.0062	
20	Maximum Voltage	0.0010	
20	Normal Voltage	0.0006	
20	Battery End Point	0.0089	

Note:

1. Normal Voltage =3.8 V. ; Battery End Point (BEP) =3.4 V. ; Maximum Voltage =4.4 V.
2. Note: The frequency fundamental emissions stay within the authorized frequency block.



Test Conditions		LTE Band 17 (QPSK) / Middle Channel	Limit
Temperature (°C)	Voltage (Volt)	BW 10MHz	Note 2.
		Deviation (ppm)	Result
50	Normal Voltage	0.0018	PASS
40	Normal Voltage	0.0004	
30	Normal Voltage	0.0052	
20(Ref.)	Normal Voltage	0.0000	
10	Normal Voltage	0.0041	
0	Normal Voltage	0.0049	
-10	Normal Voltage	0.0006	
-20	Normal Voltage	0.0045	
-30	Normal Voltage	0.0058	
20	Maximum Voltage	0.0011	
20	Normal Voltage	0.0007	
20	Battery End Point	0.0048	

Note:

1. Normal Voltage =3.8 V. ; Battery End Point (BEP) =3.4 V. ; Maximum Voltage =4.4 V.
2. Note: The frequency fundamental emissions stay within the authorized frequency block.



Appendix B. Test Results of Radiated Test

Radiated Spurious Emission

LTE Band 2 / 1.4MHz / QPSK / RB Size 1 Offset 0									
Channel	Frequency (MHz)	EIRP (dBm)	Limit (dBm)	Over Limit (dB)	SPA Reading (dBm)	S.G. Power (dBm)	TX Cable loss (dB)	TX Antenna Gain (dBi)	Polarization (H/V)
Middle	3758.92	-57.81	-13	-44.81	-77.14	-64.56	5.85	12.60	H
	5638.38	-55.46	-13	-42.46	-78.62	-61.26	7.30	13.10	H
	7517.84	-51.49	-13	-38.49	-78.51	-54.64	8.35	11.50	H
	3758.92	-57.69	-13	-44.69	-77.29	-64.44	5.85	12.60	V
	5638.38	-54.75	-13	-41.75	-78.48	-60.55	7.30	13.10	V
	7517.84	-51.48	-13	-38.48	-78.53	-54.63	8.35	11.50	V

Remark: Spurious emissions within 30-1000MHz were found more than 20dB below limit line.

LTE Band 2 / 3MHz / QPSK / RB Size 1 Offset 0									
Channel	Frequency (MHz)	EIRP (dBm)	Limit (dBm)	Over Limit (dB)	SPA Reading (dBm)	S.G. Power (dBm)	TX Cable loss (dB)	TX Antenna Gain (dBi)	Polarization (H/V)
Middle	3757.48	-57.99	-13	-44.99	-77.32	-64.74	5.85	12.60	H
	5636.22	-55.41	-13	-42.41	-78.57	-61.21	7.30	13.10	H
	7514.96	-51.47	-13	-38.47	-78.50	-54.62	8.35	11.50	H
	3757.48	-57.46	-13	-44.46	-77.06	-64.21	5.85	12.60	V
	5636.22	-54.68	-13	-41.68	-78.41	-60.48	7.30	13.10	V
	7514.96	-51.41	-13	-38.41	-78.47	-54.56	8.35	11.50	V

Remark: Spurious emissions within 30-1000MHz were found more than 20dB below limit line.



LTE Band 2 / 5MHz / QPSK / RB Size 1 Offset 0									
Channel	Frequency (MHz)	EIRP (dBm)	Limit (dBm)	Over Limit (dB)	SPA Reading (dBm)	S.G. Power (dBm)	TX Cable loss (dB)	TX Antenna Gain (dBi)	Polarization (H/V)
Middle	3755.68	-57.68	-13	-44.68	-77.01	-64.43	5.85	12.60	H
	5633.52	-55.46	-13	-42.46	-78.62	-61.26	7.30	13.10	H
	7511.36	-51.35	-13	-38.35	-78.38	-54.50	8.35	11.50	H
	3755.68	-57.64	-13	-44.64	-77.24	-64.39	5.85	12.60	V
	5633.52	-54.91	-13	-41.91	-78.64	-60.71	7.30	13.10	V
	7511.36	-51.19	-13	-38.19	-78.25	-54.34	8.35	11.50	V

Remark: Spurious emissions within 30-1000MHz were found more than 20dB below limit line.

LTE Band 2 / 10MHz / QPSK / RB Size 1 Offset 0									
Channel	Frequency (MHz)	EIRP (dBm)	Limit (dBm)	Over Limit (dB)	SPA Reading (dBm)	S.G. Power (dBm)	TX Cable loss (dB)	TX Antenna Gain (dBi)	Polarization (H/V)
Middle	3751.18	-55.12	-13	-42.12	-74.45	-61.87	5.85	12.60	H
	5626.77	-55.41	-13	-42.41	-78.65	-61.21	7.30	13.10	H
	7502	-51.35	-13	-38.35	-78.49	-54.50	8.35	11.50	H
	3751.18	-57.66	-13	-44.66	-77.26	-64.41	5.85	12.60	V
	5626.77	-54.68	-13	-41.68	-78.5	-60.48	7.30	13.10	V
	7502	-51.42	-13	-38.42	-78.57	-54.57	8.35	11.50	V

Remark: Spurious emissions within 30-1000MHz were found more than 20dB below limit line.



LTE Band 2 / 15MHz / QPSK / RB Size 1 Offset 0									
Channel	Frequency (MHz)	EIRP (dBm)	Limit (dBm)	Over Limit (dB)	SPA Reading (dBm)	S.G. Power (dBm)	TX Cable loss (dB)	TX Antenna Gain (dBi)	Polarization (H/V)
Middle	3746.68	-58.10	-13	-45.10	-77.43	-64.85	5.85	12.60	H
	5620.02	-55.13	-13	-42.13	-78.37	-60.93	7.30	13.10	H
	7493.36	-51.09	-13	-38.09	-78.23	-54.24	8.35	11.50	H
	3746.68	-57.63	-13	-44.63	-77.23	-64.38	5.85	12.60	V
	5620.02	-54.61	-13	-41.61	-78.43	-60.41	7.30	13.10	V
	7493.36	-51.03	-13	-38.03	-78.18	-54.18	8.35	11.50	V

Remark: Spurious emissions within 30-1000MHz were found more than 20dB below limit line.

LTE Band 2 / 20MHz / QPSK / RB Size 1 Offset 0									
Channel	Frequency (MHz)	EIRP (dBm)	Limit (dBm)	Over Limit (dB)	SPA Reading (dBm)	S.G. Power (dBm)	TX Cable loss (dB)	TX Antenna Gain (dBi)	Polarization (H/V)
Middle	3742.18	-57.70	-13	-44.70	-77.01	-64.45	5.85	12.60	H
	5613.27	-55.17	-13	-42.17	-78.48	-60.97	7.30	13.10	H
	7484.36	-51.23	-13	-38.23	-78.49	-54.38	8.35	11.50	H
	3742.18	-57.68	-13	-44.68	-77.28	-64.43	5.85	12.60	V
	5613.27	-54.55	-13	-41.55	-78.44	-60.35	7.30	13.10	V
	7484.36	-50.90	-13	-37.90	-78.15	-54.05	8.35	11.50	V

Remark: Spurious emissions within 30-1000MHz were found more than 20dB below limit line.



LTE Band 4 / 1.4MHz / QPSK / RB Size 1 Offset 0									
Channel	Frequency (MHz)	EIRP (dBm)	Limit (dBm)	Over Limit (dB)	SPA Reading (dBm)	S.G. Power (dBm)	TX Cable loss (dB)	TX Antenna Gain (dBi)	Polarization (H/V)
Middle	3463.74	-58.76	-13	-45.76	-76.68	-65.61	5.65	12.50	H
	5195.61	-55.58	-13	-42.58	-78.73	-61.25	7.13	12.80	H
	6927.48	-53.02	-13	-40.02	-78.75	-56.42	8.40	11.80	H
	3463.74	-58.27	-13	-45.27	-76.55	-65.12	5.65	12.50	V
	5195.61	-54.98	-13	-41.98	-78.8	-60.65	7.13	12.80	V
	6927.48	-52.53	-13	-39.53	-78.79	-55.93	8.40	11.80	V

Remark: Spurious emissions within 30-1000MHz were found more than 20dB below limit line.

LTE Band 4 / 3MHz / QPSK / RB Size 1 Offset 0									
Channel	Frequency (MHz)	EIRP (dBm)	Limit (dBm)	Over Limit (dB)	SPA Reading (dBm)	S.G. Power (dBm)	TX Cable loss (dB)	TX Antenna Gain (dBi)	Polarization (H/V)
Middle	3462.48	-58.72	-13	-45.72	-76.64	-65.57	5.65	12.50	H
	5193.72	-55.58	-13	-42.58	-78.74	-61.25	7.13	12.80	H
	6924.96	-52.73	-13	-39.73	-78.46	-56.13	8.40	11.80	H
	3462.48	-58.30	-13	-45.30	-76.58	-65.15	5.65	12.50	V
	5193.72	-54.76	-13	-41.76	-78.59	-60.43	7.13	12.80	V
	6924.96	-52.40	-13	-39.40	-78.66	-55.80	8.40	11.80	V

Remark: Spurious emissions within 30-1000MHz were found more than 20dB below limit line.



LTE Band 4 / 5MHz / QPSK / RB Size 1 Offset 0									
Channel	Frequency (MHz)	EIRP (dBm)	Limit (dBm)	Over Limit (dB)	SPA Reading (dBm)	S.G. Power (dBm)	TX Cable loss (dB)	TX Antenna Gain (dBi)	Polarization (H/V)
Middle	3460.68	-59.02	-13	-46.02	-76.94	-65.87	5.65	12.50	H
	5191.02	-55.87	-13	-42.87	-79.03	-61.54	7.13	12.80	H
	6921.36	-52.78	-13	-39.78	-78.37	-56.18	8.40	11.80	H
	3460.68	-58.59	-13	-45.59	-76.87	-65.44	5.65	12.50	V
	5191.02	-55.02	-13	-42.02	-78.85	-60.69	7.13	12.80	V
	6921.36	-52.29	-13	-39.29	-78.43	-55.69	8.40	11.80	V

Remark: Spurious emissions within 30-1000MHz were found more than 20dB below limit line.

LTE Band 4 / 10MHz / QPSK / RB Size 1 Offset 0									
Channel	Frequency (MHz)	EIRP (dBm)	Limit (dBm)	Over Limit (dB)	SPA Reading (dBm)	S.G. Power (dBm)	TX Cable loss (dB)	TX Antenna Gain (dBi)	Polarization (H/V)
Middle	3456.18	-58.82	-13	-45.82	-76.58	-65.67	5.65	12.50	H
	5184.27	-55.40	-13	-42.40	-78.56	-61.07	7.13	12.80	H
	6912.36	-52.85	-13	-39.85	-78.44	-56.25	8.40	11.80	H
	3456.18	-58.45	-13	-45.45	-76.56	-65.30	5.65	12.50	V
	5184.27	-54.97	-13	-41.97	-78.81	-60.64	7.13	12.80	V
	6912.36	-52.40	-13	-39.40	-78.54	-55.80	8.40	11.80	V

Remark: Spurious emissions within 30-1000MHz were found more than 20dB below limit line.



LTE Band 4 / 15MHz / QPSK / RB Size 1 Offset 0									
Channel	Frequency (MHz)	EIRP (dBm)	Limit (dBm)	Over Limit (dB)	SPA Reading (dBm)	S.G. Power (dBm)	TX Cable loss (dB)	TX Antenna Gain (dBi)	Polarization (H/V)
Middle	3451.68	-58.86	-13	-45.86	-76.62	-65.71	5.65	12.50	H
	5177.52	-55.09	-13	-42.09	-78.25	-60.76	7.13	12.80	H
	6903.36	-53.20	-13	-40.20	-78.66	-56.60	8.40	11.80	H
	3451.68	-58.28	-13	-45.28	-76.39	-65.13	5.65	12.50	V
	5177.52	-54.82	-13	-41.82	-78.66	-60.49	7.13	12.80	V
	6903.36	-52.37	-13	-39.37	-78.39	-55.77	8.40	11.80	V

Remark: Spurious emissions within 30-1000MHz were found more than 20dB below limit line.

LTE Band 4 / 20MHz / QPSK / RB Size 1 Offset 0									
Channel	Frequency (MHz)	EIRP (dBm)	Limit (dBm)	Over Limit (dB)	SPA Reading (dBm)	S.G. Power (dBm)	TX Cable loss (dB)	TX Antenna Gain (dBi)	Polarization (H/V)
Middle	3447.18	-58.21	-13	-45.21	-75.97	-65.06	5.65	12.50	H
	5170.77	-55.24	-13	-42.24	-78.39	-60.91	7.13	12.80	H
	6894.36	-53.05	-13	-40.05	-78.53	-56.45	8.40	11.80	H
	3447.18	-58.44	-13	-45.44	-76.55	-65.29	5.65	12.50	V
	5170.77	-54.63	-13	-41.63	-78.48	-60.30	7.13	12.80	V
	6894.36	-52.57	-13	-39.57	-78.61	-55.97	8.40	11.80	V

Remark: Spurious emissions within 30-1000MHz were found more than 20dB below limit line.



LTE Band 5 / 1.4MHz / QPSK / RB Size 1 Offset 0									
Channel	Frequency (MHz)	ERP (dBm)	Limit (dBm)	Over Limit (dB)	SPA Reading (dBm)	S.G. Power (dBm)	TX Cable loss (dB)	TX Antenna Gain (dBi)	Polarization (H/V)
Middle	1671.92	-63.66	-13	-50.66	-75.03	-66.91	4.00	9.40	H
	2507.88	-55.77	-13	-42.77	-71.51	-59.34	4.88	10.60	H
	3343.84	-59.11	-13	-46.11	-76.49	-64.04	5.52	12.60	H
	1671.92	-63.40	-13	-50.40	-74.77	-66.65	4.00	9.40	V
	2507.88	-58.45	-13	-45.45	-73.79	-62.02	4.88	10.60	V
	3343.84	-59.02	-13	-46.02	-76.63	-63.95	5.52	12.60	V

Remark: Spurious emissions within 30-1000MHz were found more than 20dB below limit line.

LTE Band 5 / 3MHz / QPSK / RB Size 1 Offset 0									
Channel	Frequency (MHz)	ERP (dBm)	Limit (dBm)	Over Limit (dB)	SPA Reading (dBm)	S.G. Power (dBm)	TX Cable loss (dB)	TX Antenna Gain (dBi)	Polarization (H/V)
Middle	1670.48	-63.71	-13	-50.71	-75.20	-66.96	4.00	9.40	H
	2505.72	-53.80	-13	-40.80	-69.54	-57.37	4.88	10.60	H
	3340.96	-58.98	-13	-45.98	-76.36	-63.91	5.52	12.60	H
	1670.48	-63.52	-13	-50.52	-75.03	-66.77	4.00	9.40	V
	2505.72	-57.97	-13	-44.97	-73.31	-61.54	4.88	10.60	V
	3340.96	-58.74	-13	-45.74	-76.35	-63.67	5.52	12.60	V

Remark: Spurious emissions within 30-1000MHz were found more than 20dB below limit line.



LTE Band 5 / 5MHz / QPSK / RB Size 1 Offset 0									
Channel	Frequency (MHz)	ERP (dBm)	Limit (dBm)	Over Limit (dB)	SPA Reading (dBm)	S.G. Power (dBm)	TX Cable loss (dB)	TX Antenna Gain (dBi)	Polarization (H/V)
Middle	1668.68	-63.72	-13	-50.72	-75.21	-66.97	4.00	9.40	H
	2503.02	-54.43	-13	-41.43	-70.21	-58.00	4.88	10.60	H
	3337.36	-59.27	-13	-46.27	-76.71	-64.20	5.52	12.60	H
	1668.68	-63.65	-13	-50.65	-75.16	-66.90	4.00	9.40	V
	2503.02	-58.51	-13	-45.51	-73.89	-62.08	4.88	10.60	V
	3337.36	-58.87	-13	-45.87	-76.52	-63.80	5.52	12.60	V

Remark: Spurious emissions within 30-1000MHz were found more than 20dB below limit line.

LTE Band 5 / 10MHz / QPSK / RB Size 1 Offset 0									
Channel	Frequency (MHz)	ERP (dBm)	Limit (dBm)	Over Limit (dB)	SPA Reading (dBm)	S.G. Power (dBm)	TX Cable loss (dB)	TX Antenna Gain (dBi)	Polarization (H/V)
Middle	1664.18	-63.19	-13	-50.19	-74.68	-66.44	4.00	9.40	H
	2496.27	-54.28	-13	-41.28	-70.06	-57.85	4.88	10.60	H
	3328.36	-58.94	-13	-45.94	-76.38	-63.87	5.52	12.60	H
	1664.18	-63.74	-13	-50.74	-75.25	-66.99	4.00	9.40	V
	2496.27	-54.82	-13	-41.82	-70.20	-58.39	4.88	10.60	V
	3328.36	-58.68	-13	-45.68	-76.33	-63.61	5.52	12.60	V

Remark: Spurious emissions within 30-1000MHz were found more than 20dB below limit line.



< Antenna #3 >

LTE Band 7 / 5MHz / QPSK / RB Size 1 Offset 0									
Channel	Frequency (MHz)	EIRP (dBm)	Limit (dBm)	Over Limit (dB)	SPA Reading (dBm)	S.G. Power (dBm)	TX Cable loss (dB)	TX Antenna Gain (dBi)	Polarization (H/V)
Middle	5065.68	-56.44	-25	-31.44	-79.58	-62.00	7.14	12.70	H
	7598.52	-52.03	-25	-27.03	-78.47	-55.33	8.30	11.60	H
	10131.36	-47.56	-25	-22.56	-79.03	-49.08	10.48	12.00	H
	5065.68	-55.55	-25	-30.55	-79.48	-61.11	7.14	12.70	V
	7598.52	-52.04	-25	-27.04	-78.61	-55.34	8.30	11.60	V
	10131.36	-47.27	-25	-22.27	-78.51	-48.79	10.48	12.00	V

Remark: Spurious emissions within 30-1000MHz were found more than 20dB below limit line.

LTE Band 7 / 10MHz / QPSK / RB Size 1 Offset 0									
Channel	Frequency (MHz)	EIRP (dBm)	Limit (dBm)	Over Limit (dB)	SPA Reading (dBm)	S.G. Power (dBm)	TX Cable loss (dB)	TX Antenna Gain (dBi)	Polarization (H/V)
Middle	5061.18	-56.25	-25	-31.25	-79.39	-61.81	7.14	12.70	H
	7591.77	-51.75	-25	-26.75	-78.19	-55.05	8.30	11.60	H
	10122.36	-47.22	-25	-22.22	-78.69	-48.74	10.48	12.00	H
	5061.18	-55.51	-25	-30.51	-79.44	-61.07	7.14	12.70	V
	7591.77	-51.61	-25	-26.61	-78.18	-54.91	8.30	11.60	V
	10122.36	-47.51	-25	-22.51	-78.75	-49.03	10.48	12.00	V

Remark: Spurious emissions within 30-1000MHz were found more than 20dB below limit line.



LTE Band 7 / 15MHz / QPSK / RB Size 1 Offset 0									
Channel	Frequency (MHz)	EIRP (dBm)	Limit (dBm)	Over Limit (dB)	SPA Reading (dBm)	S.G. Power (dBm)	TX Cable loss (dB)	TX Antenna Gain (dBi)	Polarization (H/V)
Middle	5056.68	-56.17	-25	-31.17	-79.31	-61.73	7.14	12.70	H
	7585.02	-52.12	-25	-27.12	-78.68	-55.42	8.30	11.60	H
	10113.36	-46.94	-25	-21.94	-78.44	-48.46	10.48	12.00	H
	5056.68	-55.47	-25	-30.47	-79.4	-61.03	7.14	12.70	V
	7585.02	-51.84	-25	-26.84	-78.51	-55.14	8.30	11.60	V
	10113.36	-47.70	-25	-22.70	-78.94	-49.22	10.48	12.00	V

Remark: Spurious emissions within 30-1000MHz were found more than 20dB below limit line.

LTE Band 7 / 20MHz / QPSK / RB Size 1 Offset 0									
Channel	Frequency (MHz)	EIRP (dBm)	Limit (dBm)	Over Limit (dB)	SPA Reading (dBm)	S.G. Power (dBm)	TX Cable loss (dB)	TX Antenna Gain (dBi)	Polarization (H/V)
Middle	5052.18	-56.27	-25	-31.27	-79.40	-61.83	7.14	12.70	H
	7578.27	-51.90	-25	-26.90	-78.46	-55.20	8.30	11.60	H
	10104.36	-47.09	-25	-22.09	-78.59	-48.61	10.48	12.00	H
	5052.18	-55.16	-25	-30.16	-79.1	-60.72	7.14	12.70	V
	7578.27	-51.70	-25	-26.70	-78.37	-55.00	8.30	11.60	V
	10104.36	-47.23	-25	-22.23	-78.47	-48.75	10.48	12.00	V

Remark: Spurious emissions within 30-1000MHz were found more than 20dB below limit line.



< Antenna #2 >

LTE Band 7 / 5MHz / QPSK / RB Size 1 Offset 0									
Channel	Frequency (MHz)	EIRP (dBm)	Limit (dBm)	Over Limit (dB)	SPA Reading (dBm)	S.G. Power (dBm)	TX Cable loss (dB)	TX Antenna Gain (dBi)	Polarization (H/V)
Middle	5065.68	-56.12	-25	-31.12	-79.26	-61.68	7.14	12.70	H
	7598.52	-51.92	-25	-26.92	-78.36	-55.22	8.30	11.60	H
	10131.36	-47.15	-25	-22.15	-78.62	-48.67	10.48	12.00	H
	5065.68	-55.49	-25	-30.49	-79.42	-61.05	7.14	12.70	V
	7598.52	-51.84	-25	-26.84	-78.41	-55.14	8.30	11.60	V
	10131.36	-47.23	-25	-22.23	-78.47	-48.75	10.48	12.00	V

Remark: Spurious emissions within 30-1000MHz were found more than 20dB below limit line.

LTE Band 7 / 10MHz / QPSK / RB Size 1 Offset 0									
Channel	Frequency (MHz)	EIRP (dBm)	Limit (dBm)	Over Limit (dB)	SPA Reading (dBm)	S.G. Power (dBm)	TX Cable loss (dB)	TX Antenna Gain (dBi)	Polarization (H/V)
Middle	5061.18	-56.24	-25	-31.24	-79.38	-61.80	7.14	12.70	H
	7591.77	-51.87	-25	-26.87	-78.31	-55.17	8.30	11.60	H
	10122.36	-46.91	-25	-21.91	-78.38	-48.43	10.48	12.00	H
	5061.18	-55.40	-25	-30.40	-79.33	-60.96	7.14	12.70	V
	7591.77	-51.64	-25	-26.64	-78.21	-54.94	8.30	11.60	V
	10122.36	-47.05	-25	-22.05	-78.29	-48.57	10.48	12.00	V

Remark: Spurious emissions within 30-1000MHz were found more than 20dB below limit line.



LTE Band 7 / 15MHz / QPSK / RB Size 1 Offset 0									
Channel	Frequency (MHz)	EIRP (dBm)	Limit (dBm)	Over Limit (dB)	SPA Reading (dBm)	S.G. Power (dBm)	TX Cable loss (dB)	TX Antenna Gain (dBi)	Polarization (H/V)
Middle	5056.68	-56.24	-25	-31.24	-79.38	-61.80	7.14	12.70	H
	7585.02	-52.04	-25	-27.04	-78.60	-55.34	8.30	11.60	H
	10113.36	-47.08	-25	-22.08	-78.58	-48.60	10.48	12.00	H
	5056.68	-55.28	-25	-30.28	-79.21	-60.84	7.14	12.70	V
	7585.02	-51.72	-25	-26.72	-78.39	-55.02	8.30	11.60	V
	10113.36	-47.45	-25	-22.45	-78.69	-48.97	10.48	12.00	V

Remark: Spurious emissions within 30-1000MHz were found more than 20dB below limit line.

LTE Band 7 / 20MHz / QPSK / RB Size 1 Offset 0									
Channel	Frequency (MHz)	EIRP (dBm)	Limit (dBm)	Over Limit (dB)	SPA Reading (dBm)	S.G. Power (dBm)	TX Cable loss (dB)	TX Antenna Gain (dBi)	Polarization (H/V)
Middle	5052.18	-55.96	-25	-30.96	-79.09	-61.52	7.14	12.70	H
	7578.27	-51.88	-25	-26.88	-78.44	-55.18	8.30	11.60	H
	10104.36	-47.16	-25	-22.16	-78.66	-48.68	10.48	12.00	H
	5052.18	-55.16	-25	-30.16	-79.1	-60.72	7.14	12.70	V
	7578.27	-51.56	-25	-26.56	-78.23	-54.86	8.30	11.60	V
	10104.36	-47.82	-25	-22.82	-79.06	-49.34	10.48	12.00	V

Remark: Spurious emissions within 30-1000MHz were found more than 20dB below limit line.



LTE Band 12 / 1.4MHz / QPSK / RB Size 1 Offset 0									
Channel	Frequency (MHz)	ERP (dBm)	Limit (dBm)	Over Limit (dB)	SPA Reading (dBm)	S.G. Power (dBm)	TX Cable loss (dB)	TX Antenna Gain (dBi)	Polarization (H/V)
Middle	1413.74	-62.37	-13	-49.37	-74.48	-65.62	4.00	9.40	H
	2120.61	-59.52	-13	-46.52	-75.50	-63.09	4.88	10.60	H
	2827.48	-58.83	-13	-45.83	-75.70	-63.76	5.52	12.60	H
	1413.74	-62.59	-13	-49.59	-74.35	-65.84	4.00	9.40	V
	2120.61	-59.56	-13	-46.56	-75.66	-63.13	4.88	10.60	V
	2827.48	-59.11	-13	-46.11	-76.04	-64.04	5.52	12.60	V

Remark: Spurious emissions within 30-1000MHz were found more than 20dB below limit line.

LTE Band 12 / 3MHz / QPSK / RB Size 1 Offset 0									
Channel	Frequency (MHz)	ERP (dBm)	Limit (dBm)	Over Limit (dB)	SPA Reading (dBm)	S.G. Power (dBm)	TX Cable loss (dB)	TX Antenna Gain (dBi)	Polarization (H/V)
Middle	1412.3	-62.13	-13	-49.13	-74.24	-65.38	4.00	9.40	H
	2118.45	-58.87	-13	-45.87	-74.85	-62.44	4.88	10.60	H
	2824.6	-59.19	-13	-46.19	-76.06	-64.12	5.52	12.60	H
	1412.3	-62.28	-13	-49.28	-74.04	-65.53	4.00	9.40	V
	2118.45	-58.70	-13	-45.70	-74.80	-62.27	4.88	10.60	V
	2824.6	-59.18	-13	-46.18	-76.11	-64.11	5.52	12.60	V

Remark: Spurious emissions within 30-1000MHz were found more than 20dB below limit line.



LTE Band 12 / 5MHz / QPSK / RB Size 1 Offset 0									
Channel	Frequency (MHz)	ERP (dBm)	Limit (dBm)	Over Limit (dB)	SPA Reading (dBm)	S.G. Power (dBm)	TX Cable loss (dB)	TX Antenna Gain (dBi)	Polarization (H/V)
Middle	1410.5	-62.37	-13	-49.37	-74.48	-65.62	4.00	9.40	H
	2115.75	-59.31	-13	-46.31	-75.29	-62.88	4.88	10.60	H
	2821	-58.83	-13	-45.83	-75.70	-63.76	5.52	12.60	H
	1410.5	-62.51	-13	-49.51	-74.27	-65.76	4.00	9.40	V
	2115.75	-59.47	-13	-46.47	-75.57	-63.04	4.88	10.60	V
	2821	-59.16	-13	-46.16	-76.09	-64.09	5.52	12.60	V

Remark: Spurious emissions within 30-1000MHz were found more than 20dB below limit line.

LTE Band 12 / 10MHz / QPSK / RB Size 1 Offset 0									
Channel	Frequency (MHz)	ERP (dBm)	Limit (dBm)	Over Limit (dB)	SPA Reading (dBm)	S.G. Power (dBm)	TX Cable loss (dB)	TX Antenna Gain (dBi)	Polarization (H/V)
Middle	1406	-62.22	-13	-49.22	-74.33	-65.47	4.00	9.40	H
	2109	-59.87	-13	-46.87	-75.60	-63.44	4.88	10.60	H
	2812	-59.03	-13	-46.03	-75.90	-63.96	5.52	12.60	H
	1406	-62.39	-13	-49.39	-74.15	-65.64	4.00	9.40	V
	2109	-59.84	-13	-46.84	-75.67	-63.41	4.88	10.60	V
	2812	-59.09	-13	-46.09	-76.02	-64.02	5.52	12.60	V

Remark: Spurious emissions within 30-1000MHz were found more than 20dB below limit line.



LTE Band 17 / 5MHz / QPSK / RB Size 1 Offset 0									
Channel	Frequency (MHz)	ERP (dBm)	Limit (dBm)	Over Limit (dB)	SPA Reading (dBm)	S.G. Power (dBm)	TX Cable loss (dB)	TX Antenna Gain (dBi)	Polarization (H/V)
Middle	1415.68	-62.10	-13	-49.10	-74.21	-65.35	4.00	9.40	H
	2123.58	-59.77	-13	-46.77	-75.75	-63.34	4.88	10.60	H
	2831.36	-59.05	-13	-46.05	-75.96	-63.98	5.52	12.60	H
	1415.68	-62.40	-13	-49.40	-74.16	-65.65	4.00	9.40	V
	2123.58	-59.52	-13	-46.52	-75.62	-63.09	4.88	10.60	V
	2831.36	-59.17	-13	-46.17	-76.13	-64.10	5.52	12.60	V

Remark: Spurious emissions within 30-1000MHz were found more than 20dB below limit line.

LTE Band 17 / 10MHz / QPSK / RB Size 1 Offset 0									
Channel	Frequency (MHz)	ERP (dBm)	Limit (dBm)	Over Limit (dB)	SPA Reading (dBm)	S.G. Power (dBm)	TX Cable loss (dB)	TX Antenna Gain (dBi)	Polarization (H/V)
Middle	1411.18	-62.24	-13	-49.24	-74.35	-65.49	4.00	9.40	H
	2116.77	-59.45	-13	-46.45	-75.43	-63.02	4.88	10.60	H
	2822.36	-59.04	-13	-46.04	-75.91	-63.97	5.52	12.60	H
	1411.18	-62.59	-13	-49.59	-74.35	-65.84	4.00	9.40	V
	2116.77	-59.74	-13	-46.74	-75.84	-63.31	4.88	10.60	V
	2822.36	-59.17	-13	-46.17	-76.10	-64.10	5.52	12.60	V

Remark: Spurious emissions within 30-1000MHz were found more than 20dB below limit line.