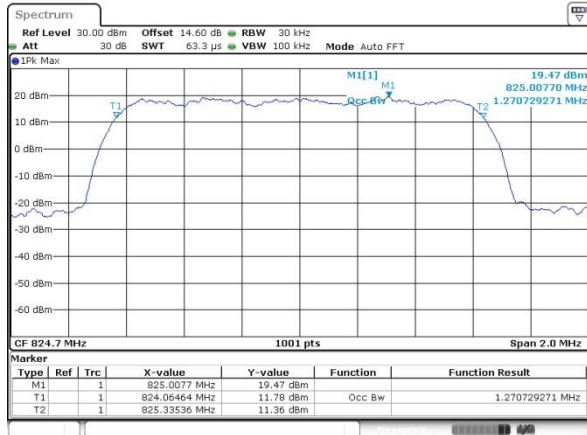




CDMA BC0 (1xRTT)

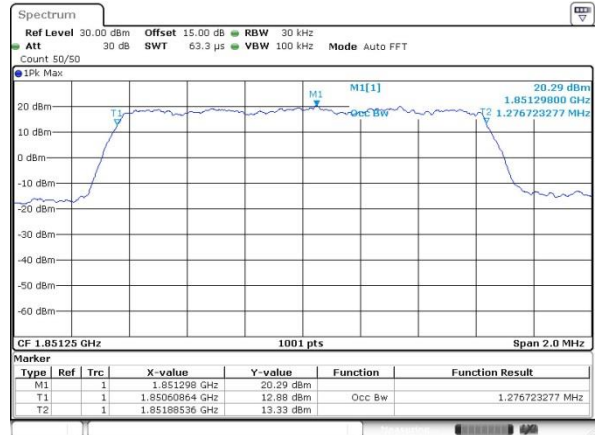
Lowest Channel



Date: 27 JUN 2017 15:38:27

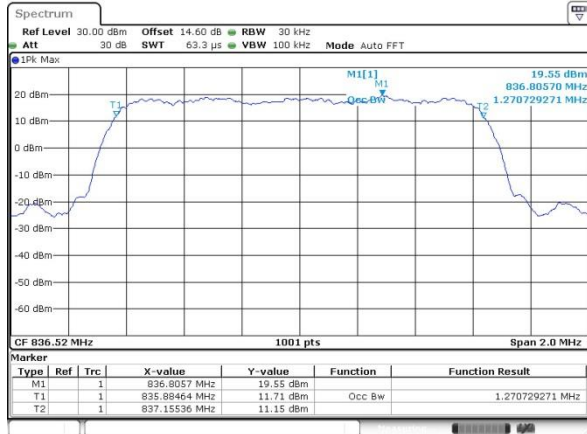
CDMA BC1 (1xRTT)

Lowest Channel



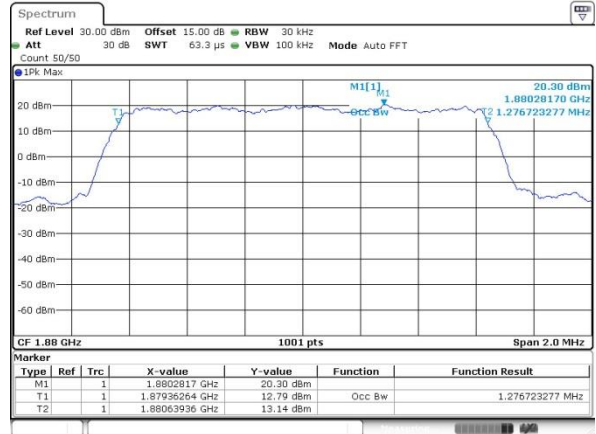
Date: 21 JUN 2017 20:34:56

Middle Channel



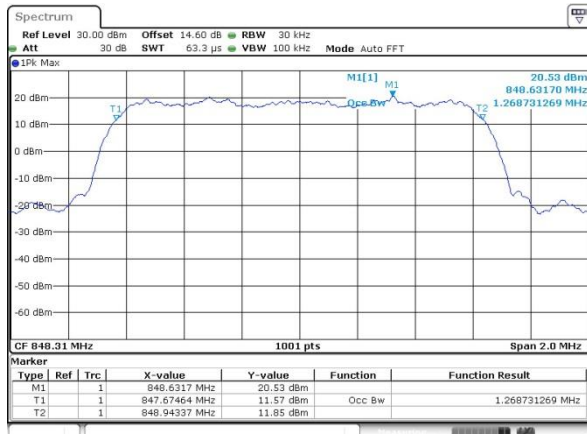
Date: 27 JUN 2017 15:38:18

Middle Channel



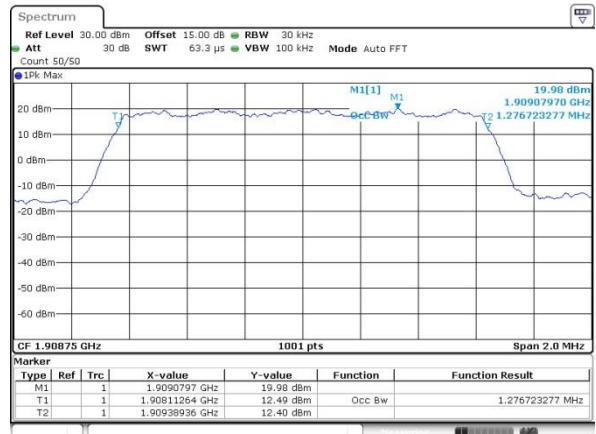
Date: 21 JUN 2017 20:35:29

Highest Channel



Date: 27 JUN 2017 15:38:50

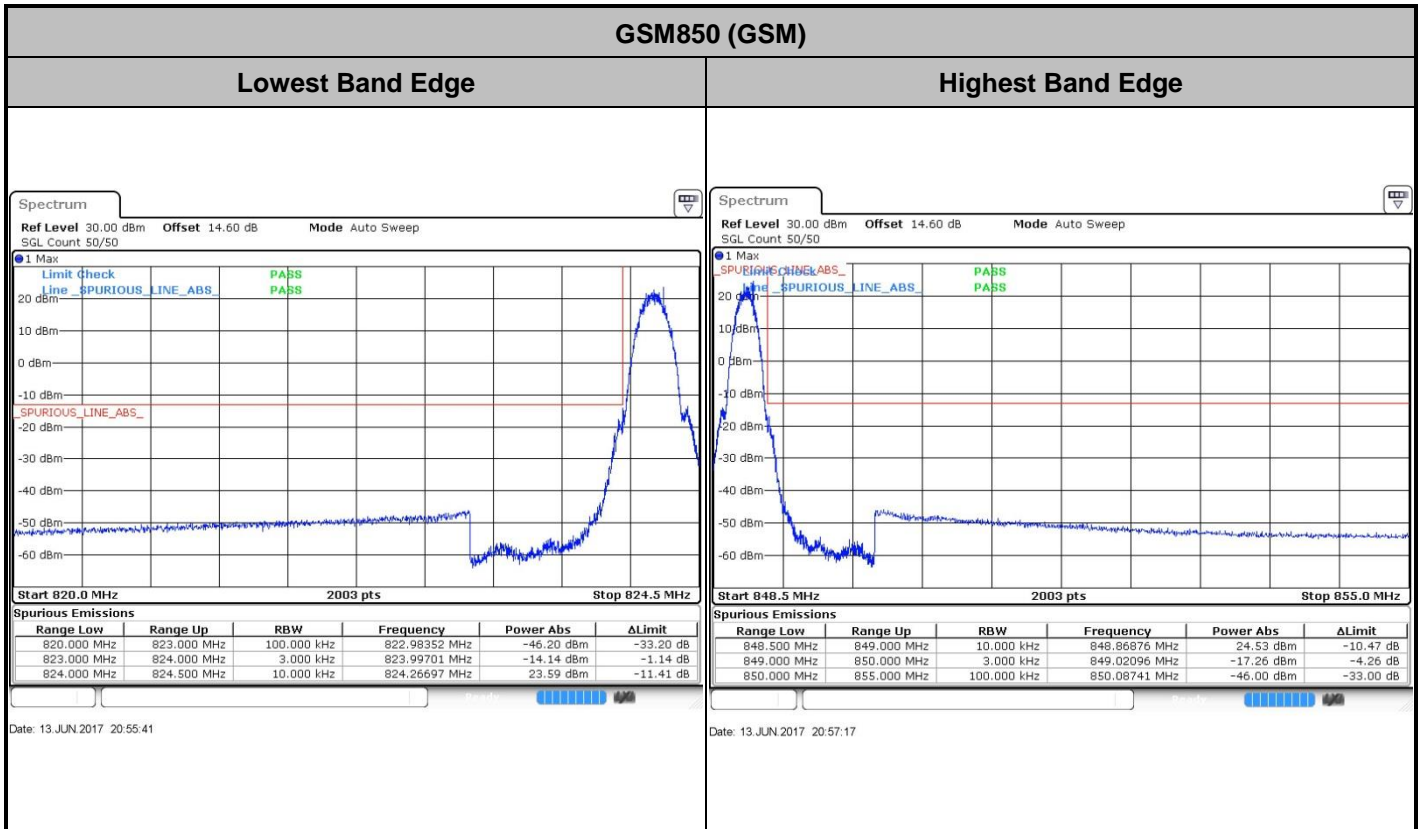
Highest Channel

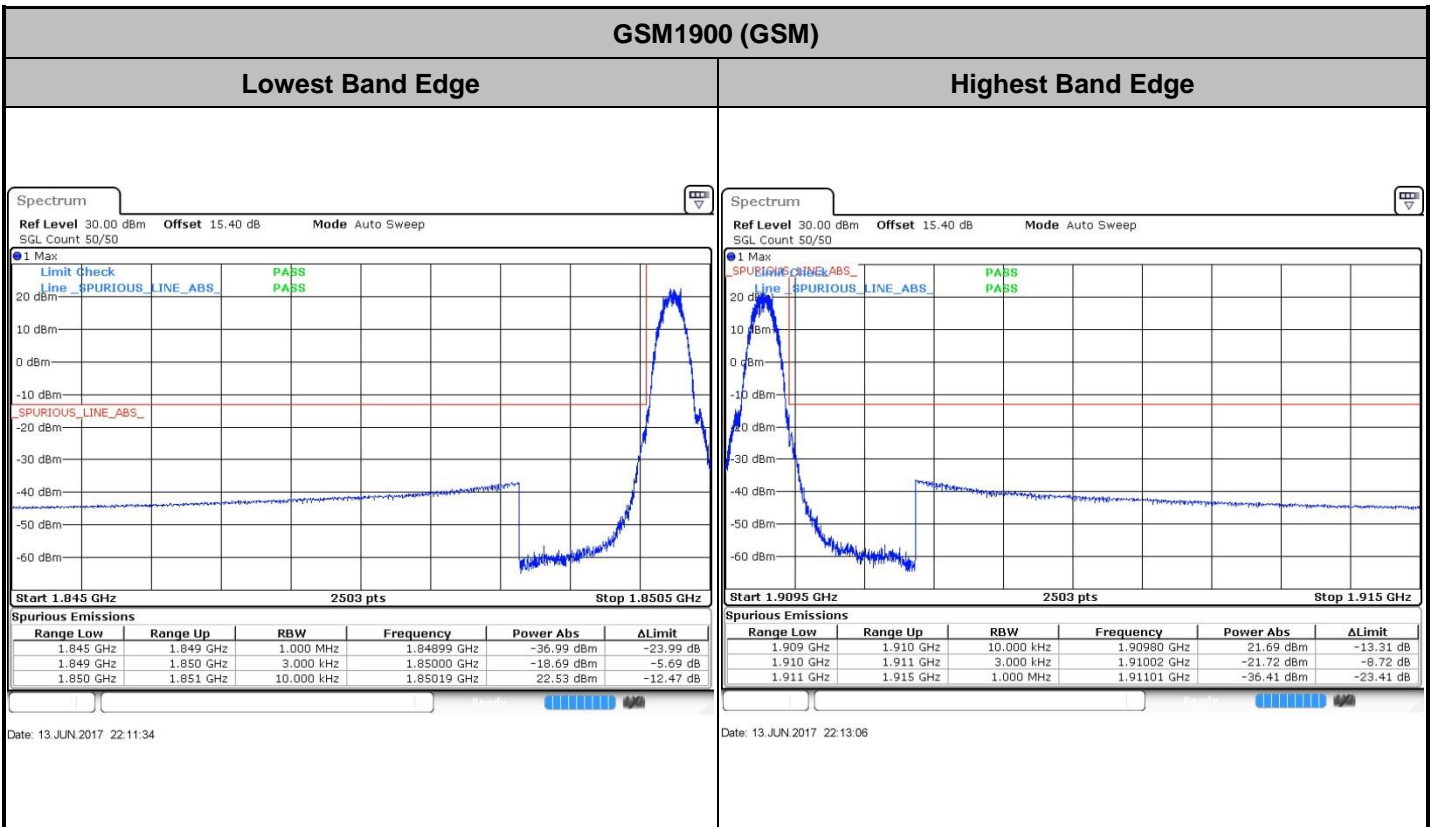
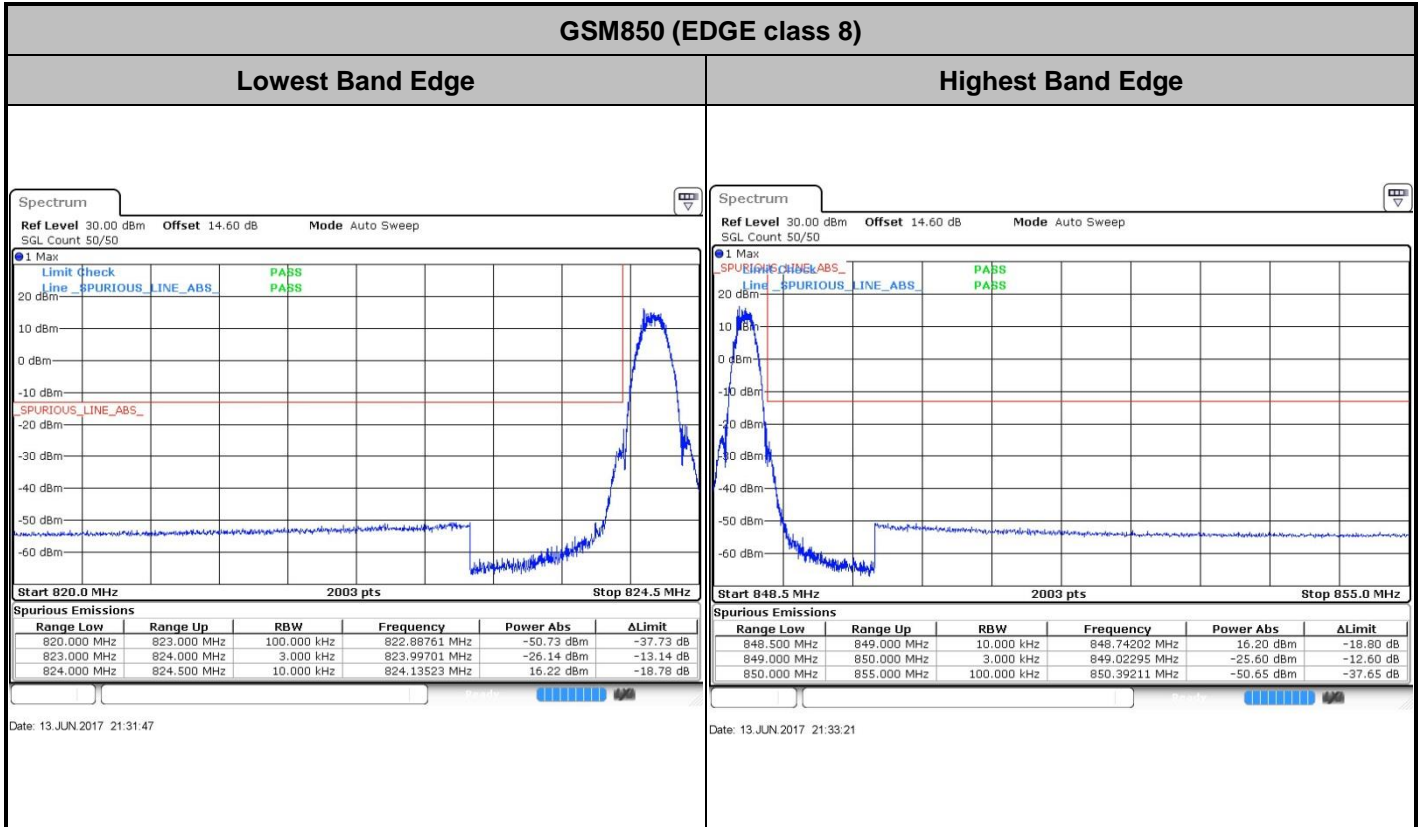


Date: 21 JUN 2017 20:36:11



# Conducted Band Edge



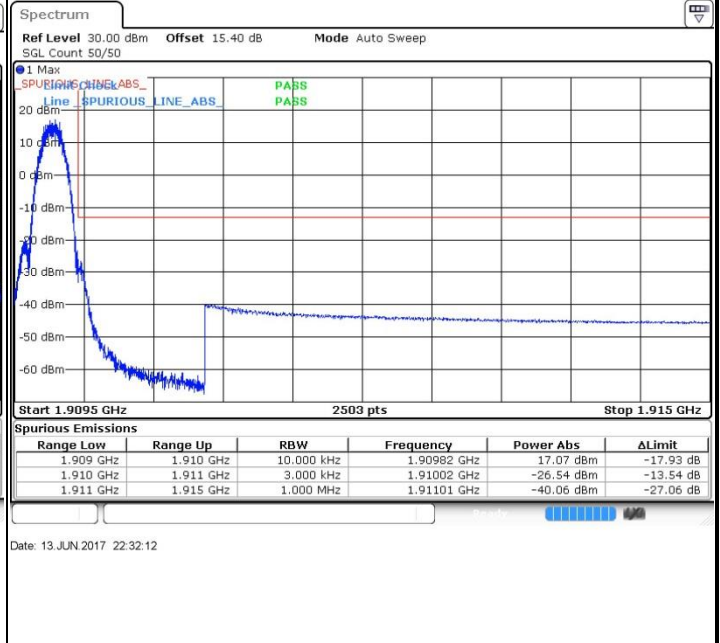
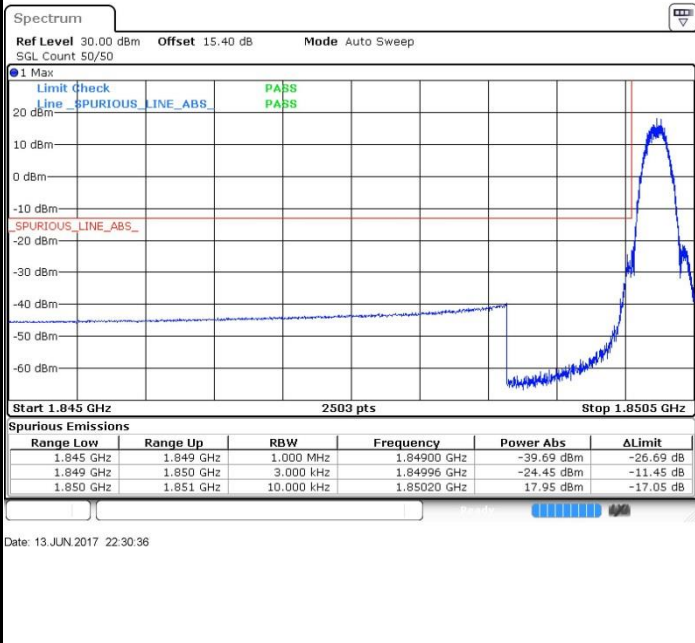




GSM1900 (EDGE class 8)

Lowest Band Edge

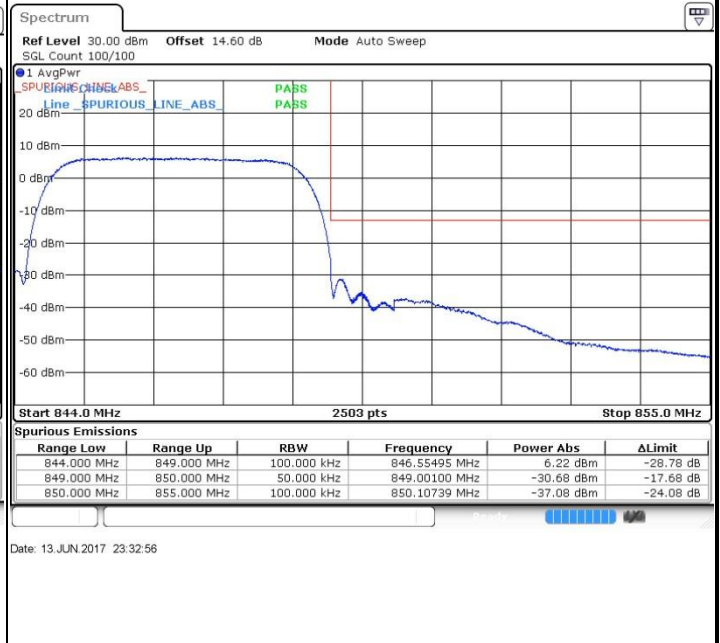
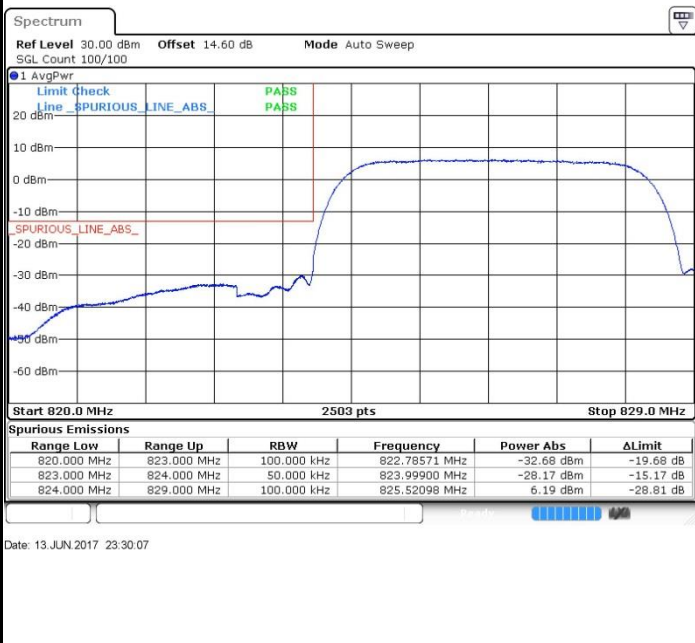
Highest Band Edge



WCDMA Band V (RMC 12.2Kbps)

Lowest Band Edge

Highest Band Edge

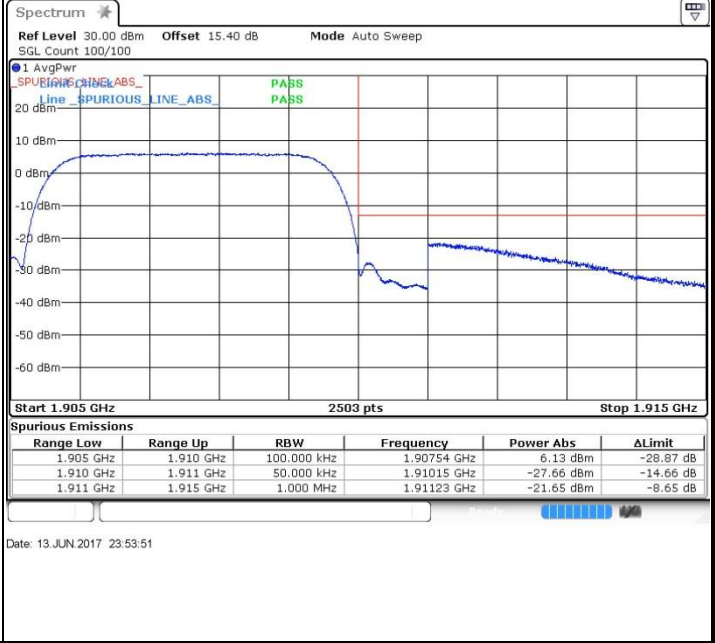
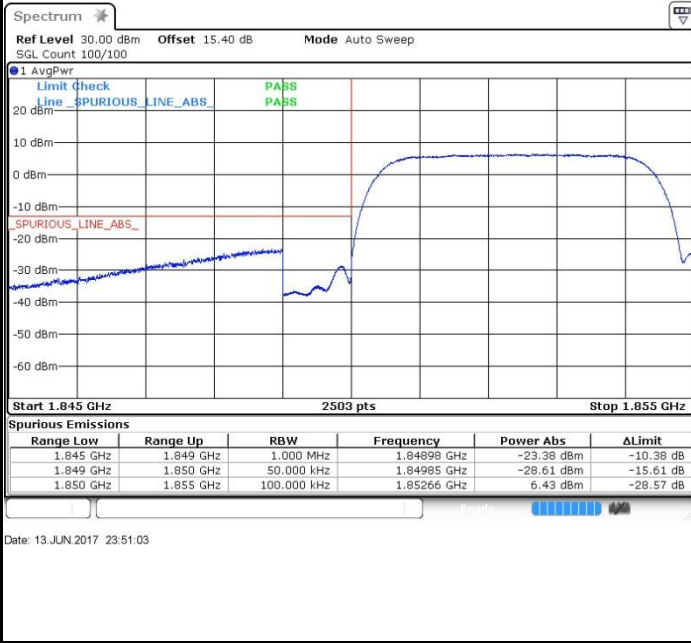




WCDMA Band II (RMC 12.2Kbps)

Lowest Band Edge

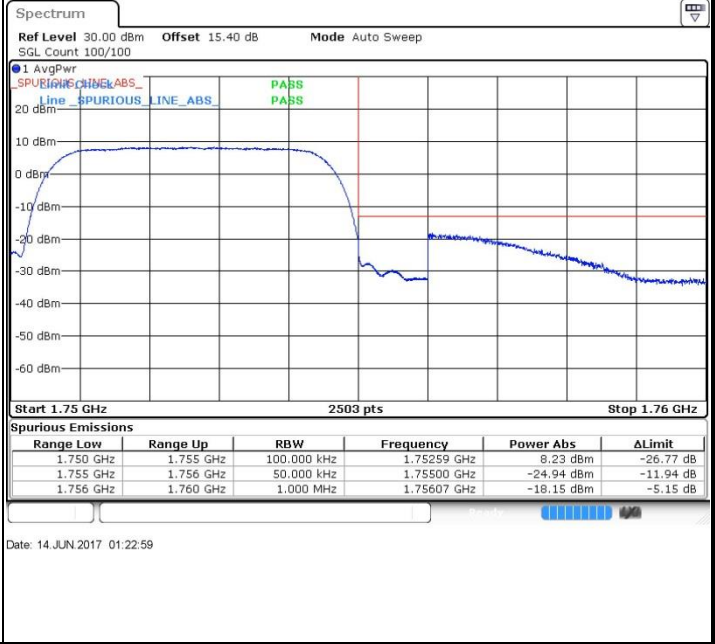
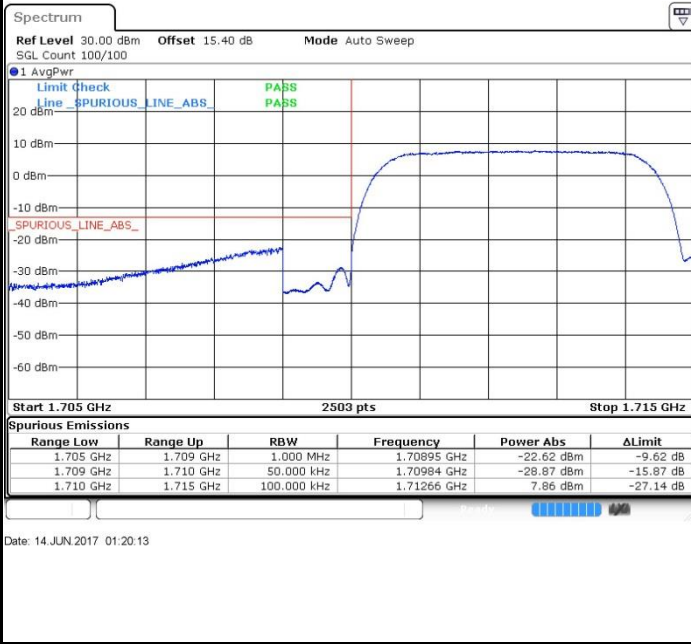
Highest Band Edge



WCDMA Band IV (RMC 12.2Kbps)

Lowest Band Edge

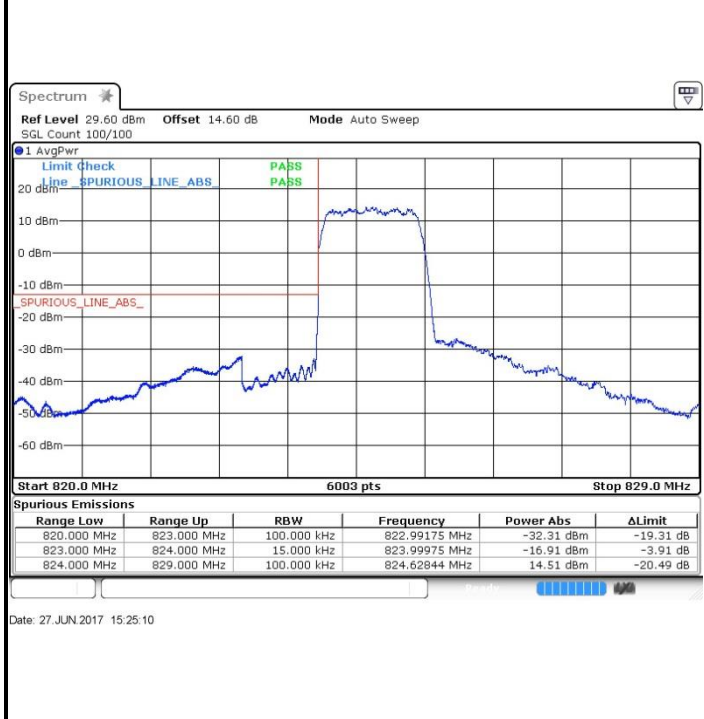
Highest Band Edge



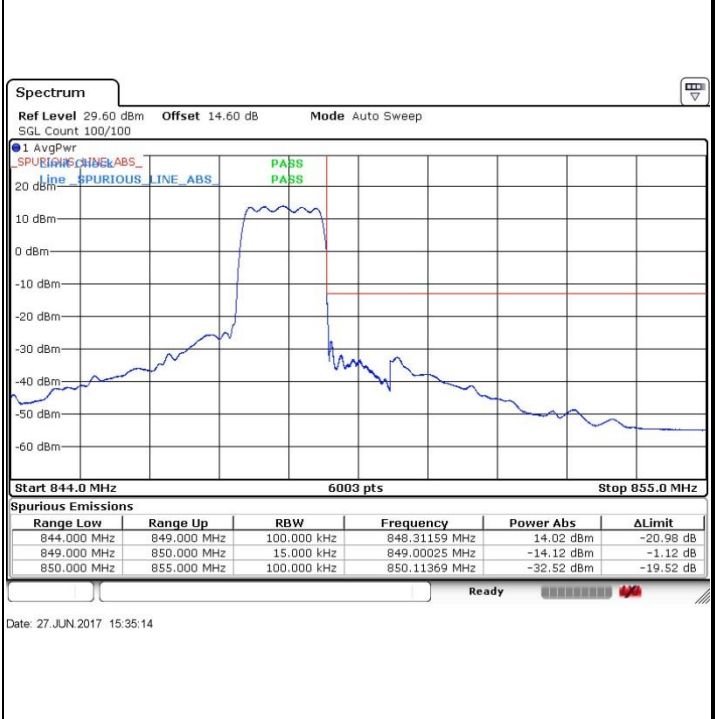


**CDMA BC0 (1xRTT)**

**Lowest Band Edge**

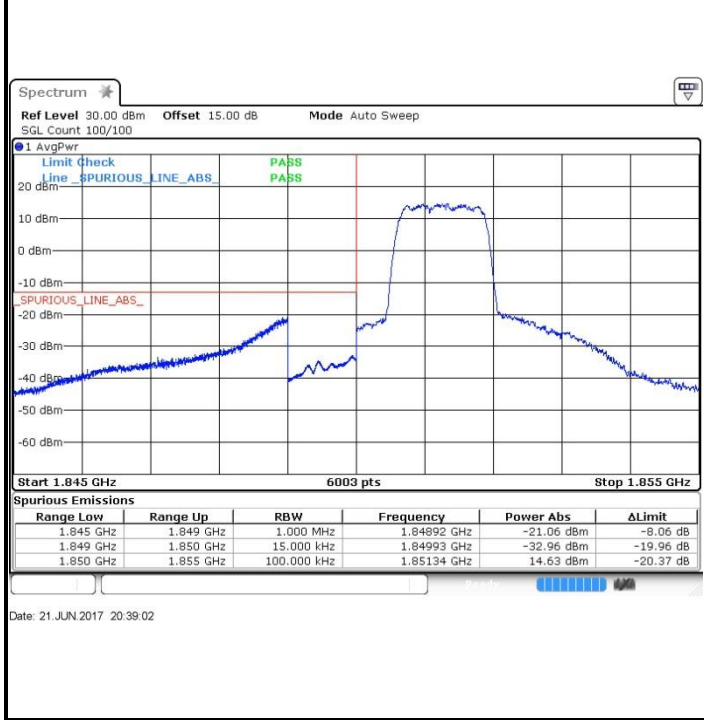


**Highest Band Edge**

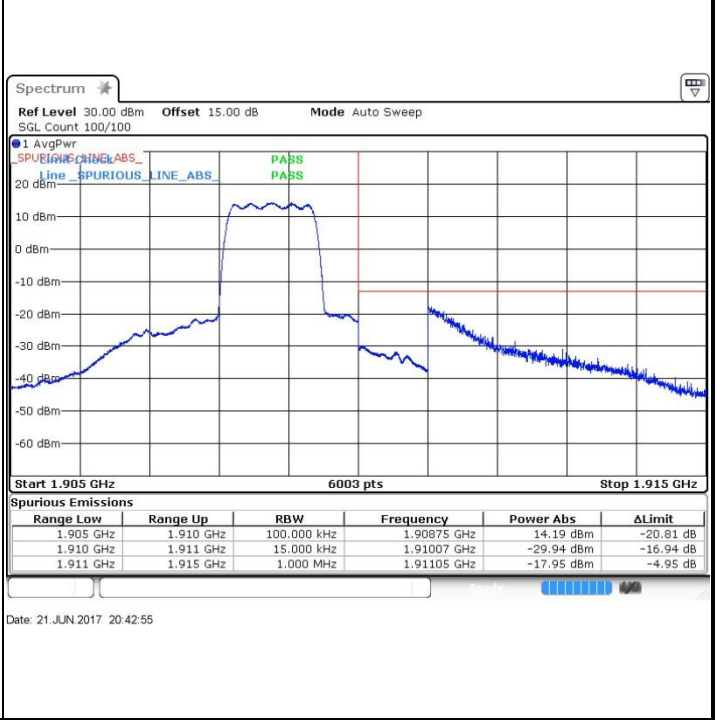


**CDMA BC1 (1xRTT)**

**Lowest Band Edge**

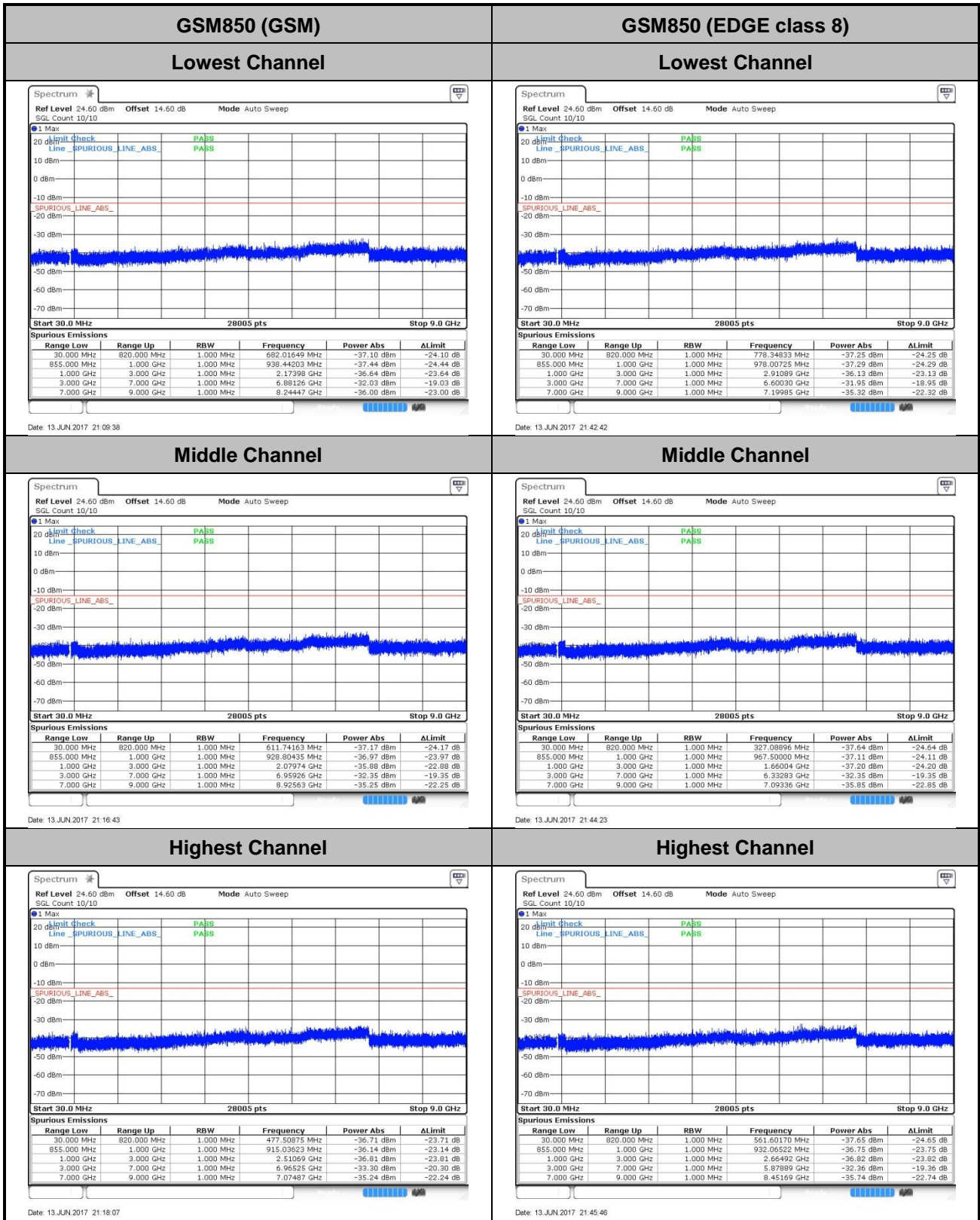


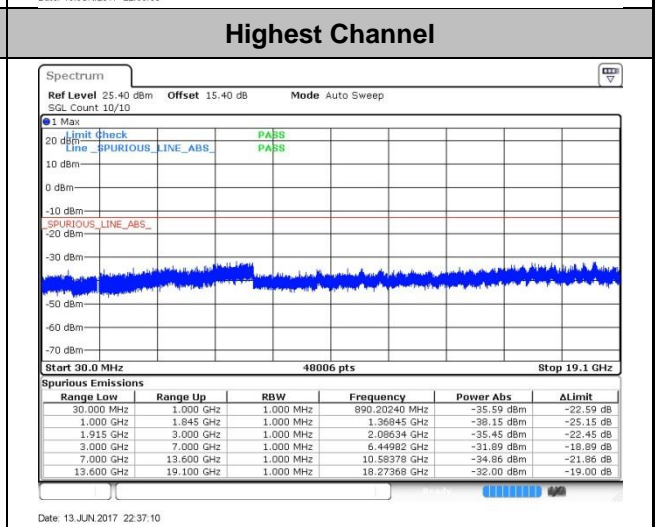
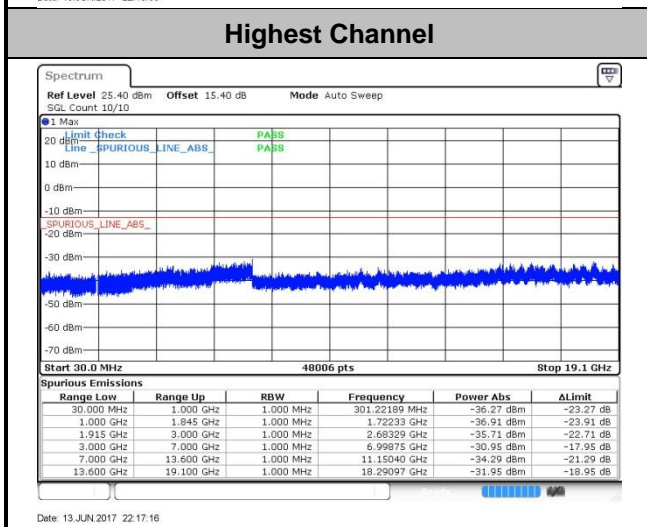
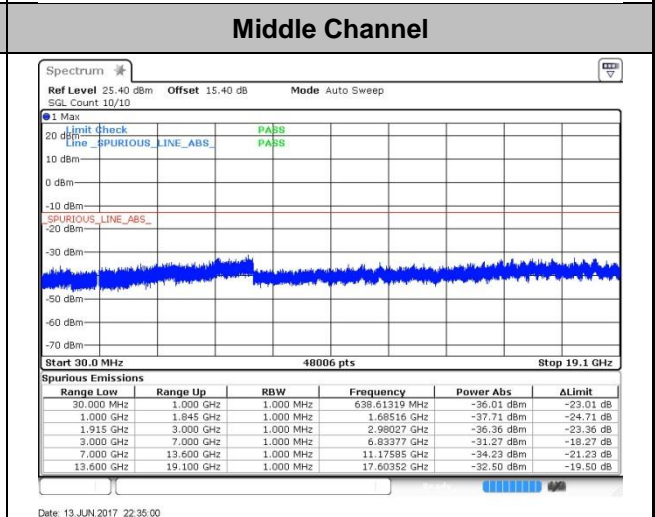
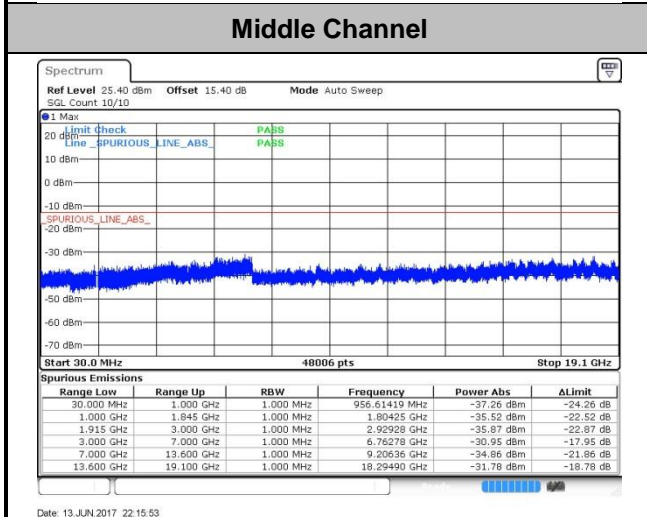
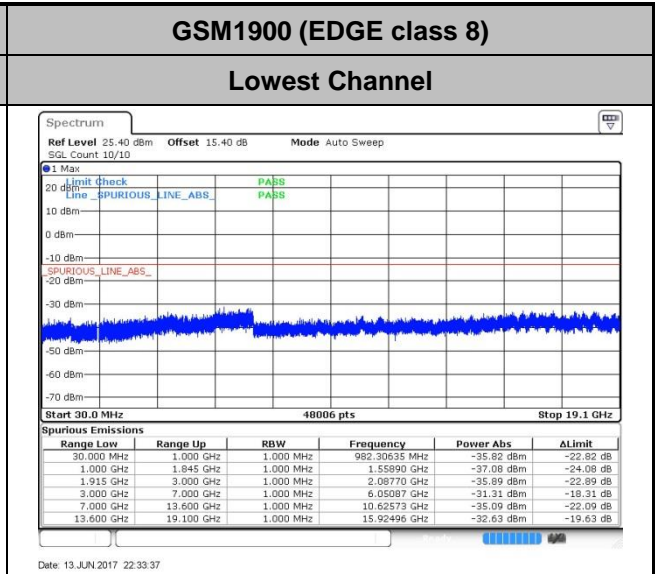
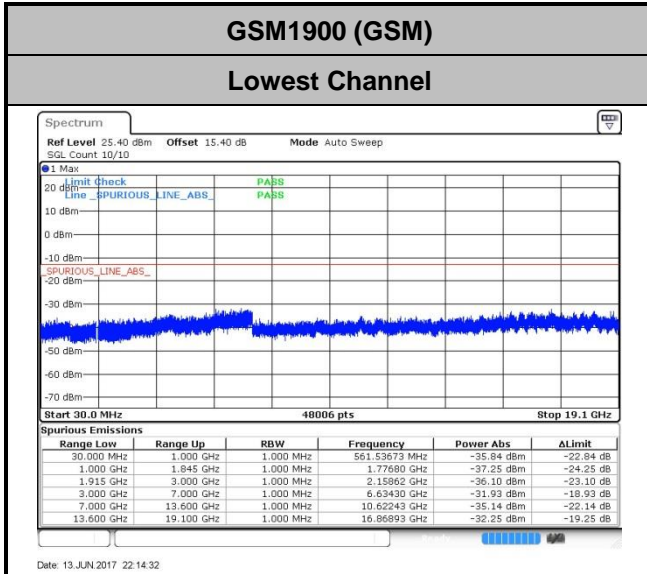
**Highest Band Edge**





# Conducted Spurious Emission

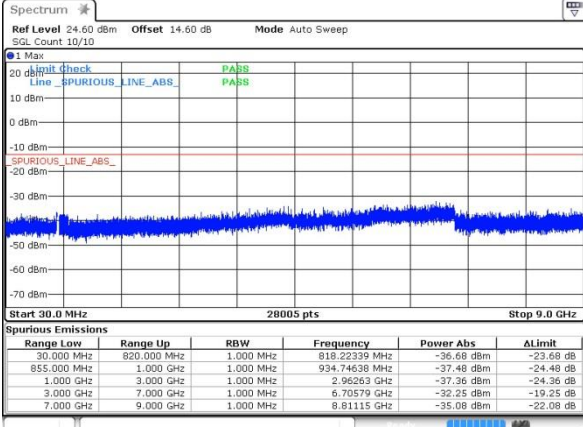






WCDMA Band V (RMC 12.2Kbps)

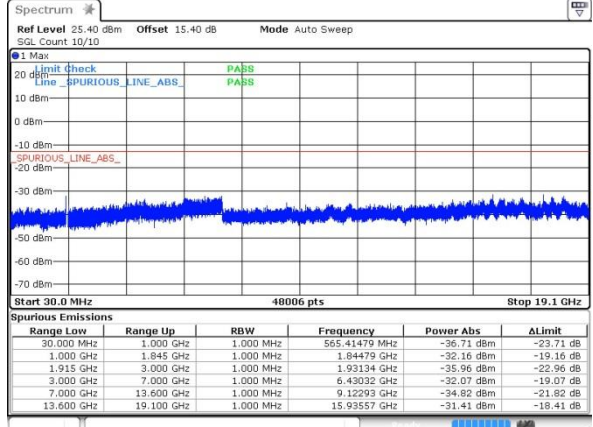
Lowest Channel



Date: 13 JUN 2017 23:34:22

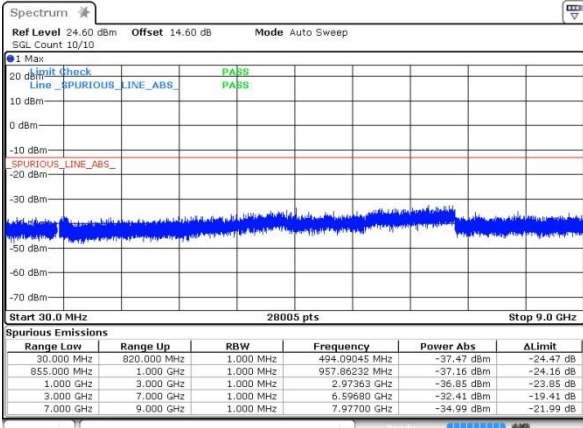
WCDMA Band II (RMC 12.2Kbps)

Lowest Channel



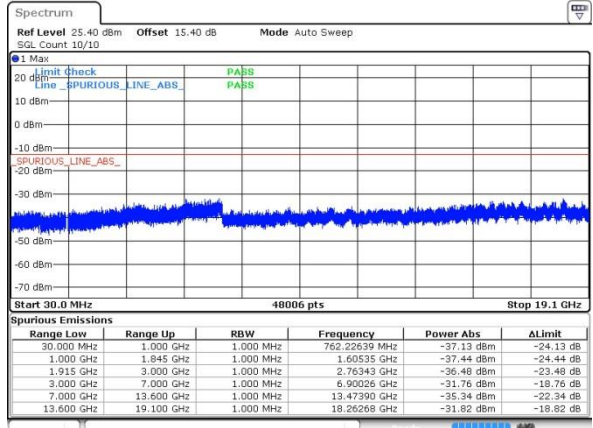
Date: 13 JUN 2017 23:12:49

Middle Channel



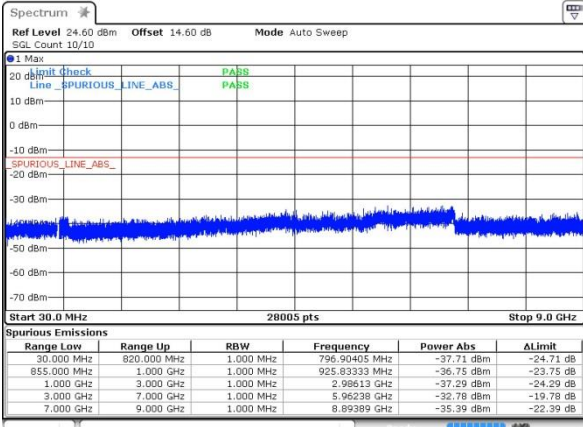
Date: 13 JUN 2017 23:35:44

Middle Channel



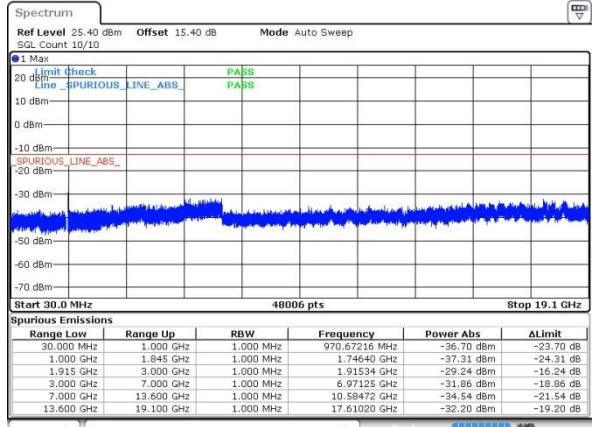
Date: 13 JUN 2017 23:14:08

Highest Channel



Date: 13 JUN 2017 23:37:07

Highest Channel

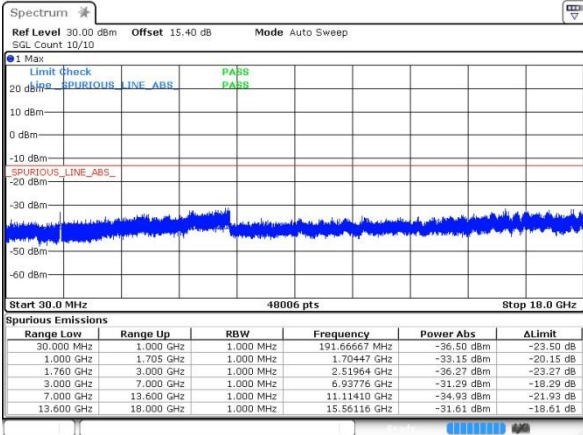


Date: 13 JUN 2017 23:15:31

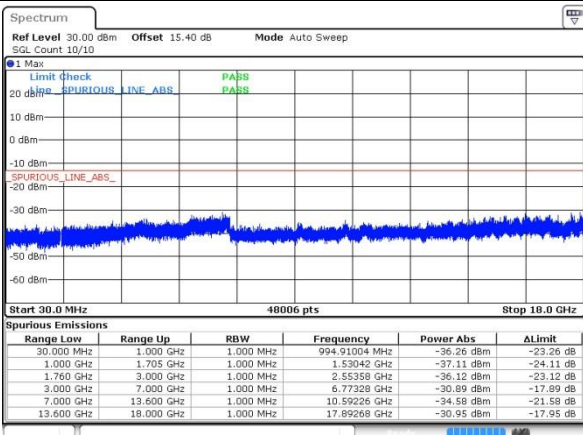


WCDMA Band IV (RMC 12.2Kbps)

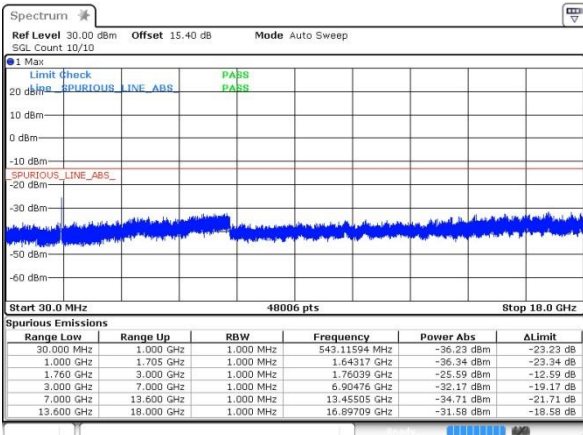
Lowest Channel



Middle Channel



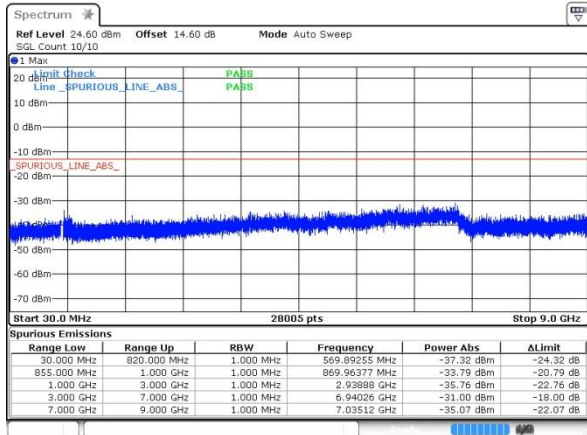
Highest Channel





CDMA BC0 (1xRTT)

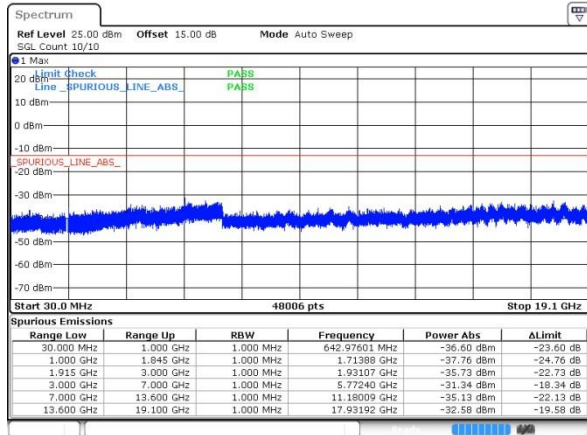
Lowest Channel



Date: 27 JUN 2017 15:42:18

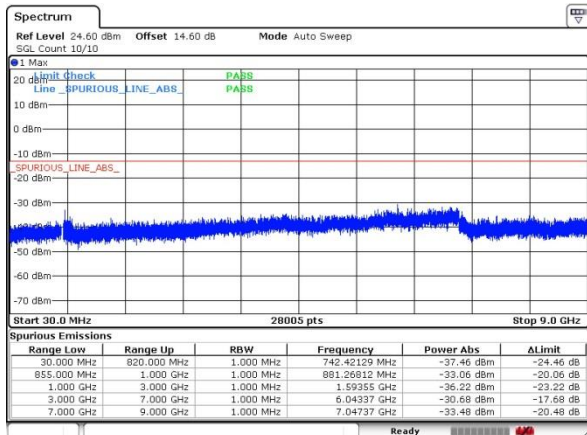
CDMA BC1 (1xRTT)

Lowest Channel



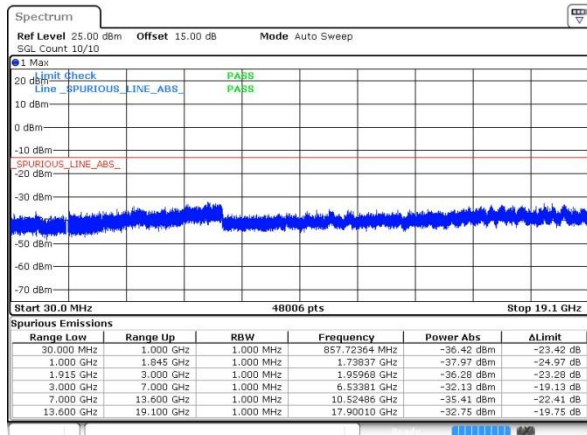
Date: 21 JUN 2017 20:45:05

Middle Channel



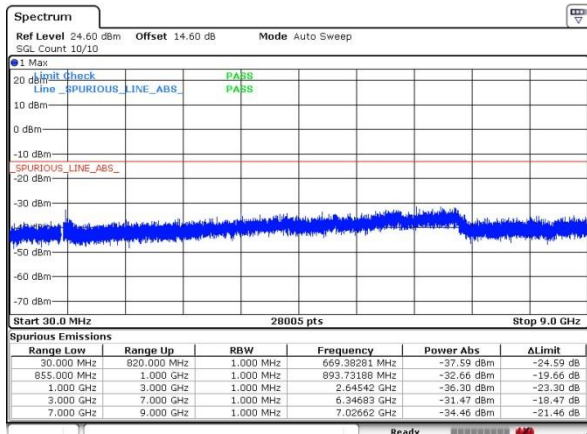
Date: 27 JUN 2017 15:43:01

Middle Channel



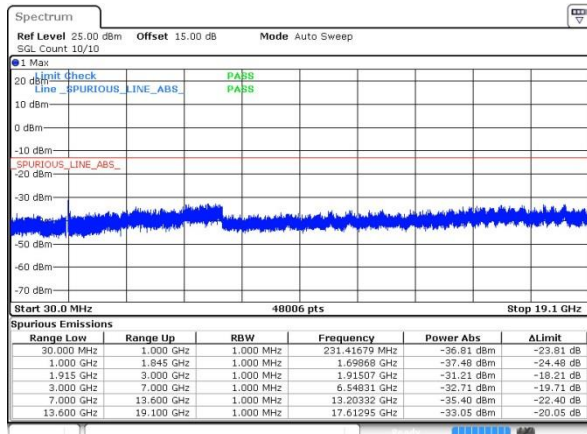
Date: 21 JUN 2017 20:46:25

Highest Channel



Date: 27 JUN 2017 15:43:28

Highest Channel



Date: 21 JUN 2017 20:47:46



**Frequency Stability**

Test Conditions	Middle Channel	GSM850 (GSM)	GSM850 (EDGE class 8)	Limit 2.5ppm
Temperature (°C)	Voltage (Volt)	Deviation (ppm)		Result
50	Normal Voltage	0.0036	0.0287	PASS
40	Normal Voltage	0.0024	0.0024	
30	Normal Voltage	0.0084	0.0359	
20(Ref.)	Normal Voltage	0.0000	0.0000	
10	Normal Voltage	0.0048	0.0191	
0	Normal Voltage	0.0048	0.0263	
-10	Normal Voltage	0.0072	0.0347	
-20	Normal Voltage	0.0012	0.0395	
-30	Normal Voltage	0.0036	0.0323	
20	Maximum Voltage	0.0000	0.0347	
20	Normal Voltage	0.0096	0.0311	
20	Battery End Point	0.0072	0.0215	

Note: Normal Voltage = 3.8V. ; Battery End Point (BEP) =3.6V. ; Maximum Voltage =4.2 V

Test Conditions	Middle Channel	GSM1900 (GSM)	GSM1900 (EDGE class 8)	Limit Note 2.
Temperature (°C)	Voltage (Volt)	Deviation (ppm)		Result
50	Normal Voltage	0.0043	0.0181	PASS
40	Normal Voltage	0.0005	0.0191	
30	Normal Voltage	0.0191	0.0053	
20(Ref.)	Normal Voltage	0.0000	0.0000	
10	Normal Voltage	0.0027	0.0165	
0	Normal Voltage	0.0016	0.0027	
-10	Normal Voltage	0.0154	0.0197	
-20	Normal Voltage	0.0000	0.0021	
-30	Normal Voltage	0.0149	0.0218	
20	Maximum Voltage	0.0138	0.0181	
20	Normal Voltage	0.0128	0.0122	
20	Battery End Point	0.0048	0.0186	

**Note:**

1. Normal Voltage = 3.8V. ; Battery End Point (BEP) =3.6V. ; Maximum Voltage =4.2 V
2. The frequency fundamental emissions stay within the authorized frequency block based on the frequency deviation measured is small.



Test Conditions	Middle Channel	WCDMA Band V (RMC 12.2Kbps)	Limit 2.5ppm
Temperature (°C)	Voltage (Volt)	Deviation (ppm)	Result
50	Normal Voltage	0.0012	PASS
40	Normal Voltage	0.0191	
30	Normal Voltage	0.0179	
20(Ref.)	Normal Voltage	0.0000	
10	Normal Voltage	0.0060	
0	Normal Voltage	0.0239	
-10	Normal Voltage	0.0215	
-20	Normal Voltage	0.0036	
-30	Normal Voltage	0.0155	
20	Maximum Voltage	0.0048	
20	Normal Voltage	0.0203	
20	Battery End Point	0.0143	

Note: Normal Voltage = 3.8V. ; Battery End Point (BEP) =3.6V. ; Maximum Voltage =4.2 V

Test Conditions	Middle Channel	WCDMA Band II (RMC 12.2Kbps)	Limit Note 2.
Temperature (°C)	Voltage (Volt)	Deviation (ppm)	Result
50	Normal Voltage	0.0048	PASS
40	Normal Voltage	0.0037	
30	Normal Voltage	0.0032	
20(Ref.)	Normal Voltage	0.0000	
10	Normal Voltage	0.0011	
0	Normal Voltage	0.0043	
-10	Normal Voltage	0.0021	
-20	Normal Voltage	0.0064	
-30	Normal Voltage	0.0027	
20	Maximum Voltage	0.0053	
20	Normal Voltage	0.0032	
20	Battery End Point	0.0016	

Note:

1. Normal Voltage = 3.8V. ; Battery End Point (BEP) =3.6V. ; Maximum Voltage =4.2V
2. The frequency fundamental emissions stay within the authorized frequency block based on the frequency deviation measured is small.



Test Conditions	Middle Channel	WCDMA Band IV (RMC 12.2Kbps)	Limit Note 2.
Temperature (°C)	Voltage (Volt)	Deviation (ppm)	Result
50	Normal Voltage	0.0121	PASS
40	Normal Voltage	0.0139	
30	Normal Voltage	0.0023	
20(Ref.)	Normal Voltage	0.0000	
10	Normal Voltage	0.0092	
0	Normal Voltage	0.0063	
-10	Normal Voltage	0.0029	
-20	Normal Voltage	0.0052	
-30	Normal Voltage	0.0017	
20	Maximum Voltage	0.0087	
20	Normal Voltage	0.0012	
20	Battery End Point	0.0081	

Note:

1. Normal Voltage = 3.8V. ; Battery End Point (BEP) =3.6V. ; Maximum Voltage =4.2V
2. The frequency fundamental emissions stay within the authorized frequency block based on the frequency deviation measured is small.

Test Conditions	Middle Channel	CDMA BC0 (1xRTT)	Limit 2.5ppm
Temperature (°C)	Voltage (Volt)	Deviation (ppm)	Result
50	Normal Voltage	0.0036	PASS
40	Normal Voltage	0.0012	
30	Normal Voltage	0.0108	
20(Ref.)	Normal Voltage	0.0000	
10	Normal Voltage	0.0012	
0	Normal Voltage	0.0060	
-10	Normal Voltage	0.0191	
-20	Normal Voltage	0.0227	
-30	Normal Voltage	0.0275	
20	Maximum Voltage	0.0072	
20	Normal Voltage	0.0120	
20	Battery End Point	0.0024	

Note: Normal Voltage = 3.8V. ; Battery End Point (BEP) =3.6V. ; Maximum Voltage =4.2 V



Test Conditions	Middle Channel	CDMA BC1 (1xRTT)	Limit Note 2.
Temperature (°C)	Voltage (Volt)	Deviation (ppm)	Result
50	Normal Voltage	0.0176	PASS
40	Normal Voltage	0.0191	
30	Normal Voltage	0.0197	
20(Ref.)	Normal Voltage	0.0000	
10	Normal Voltage	0.0037	
0	Normal Voltage	0.0149	
-10	Normal Voltage	0.0138	
-20	Normal Voltage	0.0213	
-30	Normal Voltage	0.0128	
20	Maximum Voltage	0.0011	
20	Normal Voltage	0.0154	
20	Battery End Point	0.0181	

**Note:**

1. Normal Voltage = 3.8V. ; Battery End Point (BEP) = 3.6V. ; Maximum Voltage =4.2V
2. The frequency fundamental emissions stay within the authorized frequency block based on the frequency deviation measured is small.



## Appendix B. Test Results of Radiated Test

### Radiated Spurious Emission

GSM850 (GSM)									
Channel	Frequency ( MHz )	ERP ( dBm )	Limit ( dBm )	Over Limit ( dB )	SPA Reading (dBm)	S.G. Power ( dBm )	TX Cable loss ( dB )	TX Antenna Gain (dBi)	Polarization (H/V)
Middle	1672	-36.02	-13	-23.02	-37.26	-37.88	1.19	5.20	H
	2508	-41.47	-13	-28.47	-47.41	-43.69	1.53	5.90	H
	3345	-68.33	-13	-55.33	-72.28	-71.12	1.76	6.70	H
	1672	-37.31	-13	-24.31	-38.21	-39.17	1.19	5.20	V
	2508	-44.28	-13	-31.28	-49.08	-46.50	1.53	5.90	V
	3345	-68.99	-13	-55.99	-72.31	-71.78	1.76	6.70	V

Remark: Spurious emissions within 30-1000MHz were found more than 20dB below limit line.

GSM850 (EDGE class 8)									
Channel	Frequency ( MHz )	ERP ( dBm )	Limit ( dBm )	Over Limit ( dB )	SPA Reading (dBm)	S.G. Power ( dBm )	TX Cable loss ( dB )	TX Antenna Gain (dBi)	Polarization (H/V)
Middle	1672	-45.48	-13	-32.48	-45.97	-47.34	1.19	5.20	H
	2508	-57.09	-13	-44.09	-60.08	-59.31	1.53	5.90	H
	3345	-68.32	-13	-55.32	-72.27	-71.11	1.76	6.70	H
	1672	-48.41	-13	-35.41	-48.16	-50.27	1.19	5.20	V
	2508	-60.43	-13	-47.43	-62.41	-62.65	1.53	5.90	V
	3345	-68.54	-13	-55.54	-71.86	-71.33	1.76	6.70	V

Remark: Spurious emissions within 30-1000MHz were found more than 20dB below limit line.

GSM1900 (GSM)									
Channel	Frequency ( MHz )	EIRP ( dBm )	Limit ( dBm )	Over Limit ( dB )	SPA Reading (dBm)	S.G. Power ( dBm )	TX Cable loss ( dB )	TX Antenna Gain (dBi)	Polarization (H/V)
Middle	3759	-61.89	-13	-48.89	-65.40	-66.88	1.88	6.87	H
	5640	-64.71	-13	-51.71	-72.90	-72.01	2.38	9.68	H
	7521	-62.54	-13	-49.54	-74.57	-71.61	2.74	11.81	H
	3759	-60.12	-13	-47.12	-63.91	-65.11	1.88	6.87	V
	5640	-64.57	-13	-51.57	-73.14	-71.87	2.38	9.68	V
	7521	-63.77	-13	-50.77	-74.48	-72.84	2.74	11.81	V

Remark: Spurious emissions within 30-1000MHz were found more than 20dB below limit line.



GSM1900 (EDGE class 8)									
Channel	Frequency ( MHz )	EIRP ( dBm )	Limit ( dBm )	Over Limit ( dB )	SPA Reading (dBm)	S.G. Power ( dBm )	TX Cable loss ( dB )	TX Antenna Gain (dBi)	Polarization (H/V)
Middle	3759	-65.88	-13	-52.88	-69.39	-70.87	1.88	6.87	H
	5640	-64.39	-13	-51.39	-72.58	-71.69	2.38	9.68	H
	7521	-62.73	-13	-49.73	-74.76	-71.80	2.74	11.81	H
	3759	-66.56	-13	-53.56	-70.35	-71.55	1.88	6.87	V
	5640	-63.72	-13	-50.72	-72.29	-71.02	2.38	9.68	V
	7521	-64.66	-13	-51.66	-75.37	-73.73	2.74	11.81	V

Remark: Spurious emissions within 30-1000MHz were found more than 20dB below limit line.

WCDMA Band V(RMC 12.2Kbps)									
Channel	Frequency ( MHz )	ERP ( dBm )	Limit ( dBm )	Over Limit ( dB )	SPA Reading (dBm)	S.G. Power ( dBm )	TX Cable loss ( dB )	TX Antenna Gain (dBi)	Polarization (H/V)
Middle	1674	-63.74	-13	-50.74	-62.37	-65.60	1.19	5.20	H
	2509	-65.52	-13	-52.52	-68.51	-67.74	1.53	5.90	H
	3345	-66.96	-13	-53.96	-70.91	-69.75	1.76	6.70	H
	1674	-64.88	-13	-51.88	-62.84	-66.74	1.19	5.20	V
	2508	-67.19	-13	-54.19	-69.17	-69.41	1.53	5.90	V
	3345	-68.60	-13	-55.60	-71.92	-71.39	1.76	6.70	V

Remark: Spurious emissions within 30-1000MHz were found more than 20dB below limit line.

WCDMA Band II(RMC 12.2Kbps)									
Channel	Frequency ( MHz )	EIRP ( dBm )	Limit ( dBm )	Over Limit ( dB )	SPA Reading (dBm)	S.G. Power ( dBm )	TX Cable loss ( dB )	TX Antenna Gain (dBi)	Polarization (H/V)
Middle	3759	-66.84	-13	-53.84	-70.35	-71.83	1.88	6.87	H
	5640	-64.79	-13	-51.79	-72.98	-72.09	2.38	9.68	H
	7521	-63.38	-13	-50.38	-75.41	-72.45	2.74	11.81	H
	3759	-67.83	-13	-54.83	-71.62	-72.82	1.88	6.87	V
	5640	-64.69	-13	-51.69	-73.26	-71.99	2.38	9.68	V
	7521	-64.46	-13	-51.46	-75.17	-73.53	2.74	11.81	V

Remark: Spurious emissions within 30-1000MHz were found more than 20dB below limit line.



WCDMA Band IV(RMC 12.2Kbps)									
Channel	Frequency ( MHz )	EIRP ( dBm )	Limit ( dBm )	Over Limit ( dB )	SPA Reading (dBm)	S.G. Power ( dBm )	TX Cable loss ( dB )	TX Antenna Gain (dBi)	Polarization (H/V)
Middle	3462	-60.31	-13	-47.31	-67.10	-65.20	1.81	6.70	H
	5198	-59.68	-13	-46.68	-72.36	-66.58	2.23	9.13	H
	6930	-59.63	-13	-46.63	-74.81	-67.69	2.60	10.66	H
	3462	-60.02	-13	-47.02	-65.22	-64.91	1.81	6.70	V
	5198	-58.36	-13	-45.36	-71.91	-65.26	2.23	9.13	V
	6930	-59.37	-13	-46.37	-74.42	-67.43	2.6	10.66	V

Remark: Spurious emissions within 30-1000MHz were found more than 20dB below limit line.

CDMA BC0(1xRTT)									
Channel	Frequency ( MHz )	ERP ( dBm )	Limit ( dBm )	Over Limit ( dB )	SPA Reading (dBm)	S.G. Power ( dBm )	TX Cable loss ( dB )	TX Antenna Gain (dBi)	Polarization (H/V)
Middle	1672	-57.62	-13	-44.62	-56.25	-59.48	1.19	5.20	H
	2508	-65.27	-13	-52.27	-68.26	-67.49	1.53	5.90	H
	3345	-67.10	-13	-54.10	-71.05	-69.89	1.76	6.70	H
	1672	-59.17	-13	-46.17	-57.13	-61.03	1.19	5.20	V
	2509	-65.62	-13	-52.62	-67.6	-67.84	1.53	5.90	V
	3345	-68.34	-13	-55.34	-71.66	-71.13	1.76	6.70	V

Remark: Spurious emissions within 30-1000MHz were found more than 20dB below limit line.

CDMA BC1(1xRTT)									
Channel	Frequency ( MHz )	EIRP ( dBm )	Limit ( dBm )	Over Limit ( dB )	SPA Reading (dBm)	S.G. Power ( dBm )	TX Cable loss ( dB )	TX Antenna Gain (dBi)	Polarization (H/V)
Middle	3759	-67.80	-13	-54.80	-71.31	-72.79	1.88	6.87	H
	5640	-64.98	-13	-51.98	-73.17	-72.28	2.38	9.68	H
	7521	-63.36	-13	-50.36	-75.39	-72.43	2.74	11.81	H
	3759	-67.15	-13	-54.15	-70.94	-72.14	1.88	6.87	V
	5640	-64.83	-13	-51.83	-73.4	-72.13	2.38	9.68	V
	7521	-64.67	-13	-51.67	-75.38	-73.74	2.74	11.81	V

Remark: Spurious emissions within 30-1000MHz were found more than 20dB below limit line.