



# FCC RF Test Report

**APPLICANT** : Motorola Mobility, LLC  
**EQUIPMENT** : Mobile Cellular Phone  
**BRAND NAME** : Motorola  
**MODEL NAME** : 10721, 12822  
**FCC ID** : IHDT56WB3  
**STANDARD** : FCC 47 CFR Part 2, 22(H), 24(E), 27(L)  
**CLASSIFICATION** : PCS Licensed Transmitter Held to Ear (PCE)

The product was received on Mar. 31, 2017 and testing was completed on May 31, 2017. We, SPORTON INTERNATIONAL INC., would like to declare that the tested sample has been evaluated in accordance with the test procedures given in ANSI / TIA / EIA-603-D-2010 and has been in compliance with the applicable technical standards.

The test results in this report apply exclusively to the tested model / sample. Without written approval of SPORTON INTERNATIONAL INC., the test report shall not be reproduced except in full.

Reviewed by: Joseph Lin / Supervisor

Approved by: Jones Tsai / Manager



## **SPORTON INTERNATIONAL INC.**

**No. 52, Hwa Ya 1<sup>st</sup> Rd., Hwa Ya Technology Park, Kwei-Shan District, Tao Yuan City, Taiwan, R.O.C.**

SPORTON INTERNATIONAL INC.

TEL : 886-3-327-3456

FAX : 886-3-328-4978

FCC ID : IHDT56WB3

Page Number : 1 of 23

Report Issued Date : Jun. 20, 2017

Report Version : Rev. 02

Report Template No.: BU5-FG22/24/27 Version 1.2



# TABLE OF CONTENTS

**REVISION HISTORY.....3**

**SUMMARY OF TEST RESULT .....4**

**1 GENERAL DESCRIPTION .....5**

    1.1 Applicant.....5

    1.2 Manufacturer .....5

    1.3 Product Feature of Equipment Under Test .....5

    1.4 Product Specification of Equipment Under Test .....7

    1.5 Modification of EUT .....8

    1.6 Maximum ERP/EIRP Power, Frequency Tolerance, and Emission Designator .....8

    1.7 Testing Location .....9

    1.8 Applicable Standards .....9

**2 TEST CONFIGURATION OF EQUIPMENT UNDER TEST .....10**

    2.1 Test Mode.....10

    2.2 Connection Diagram of Test System .....11

    2.3 Support Unit used in test configuration .....11

    2.4 Measurement Results Explanation Example .....11

    2.5 Frequency List of Low/Middle/High Channels.....12

**3 CONDUCTED TEST RESULT.....13**

    3.1 Measuring Instruments.....13

    3.2 Test Setup .....13

    3.3 Test Result of Conducted Test.....13

    3.4 Conducted Output Power and ERP/EIRP .....14

    3.5 Peak-to-Average Ratio .....15

    3.6 99% Occupied Bandwidth and 26dB Bandwidth Measurement.....16

    3.7 Conducted Band Edge .....17

    3.8 Conducted Spurious Emission .....18

    3.9 Frequency Stability.....19

**4 RADIATED TEST ITEMS .....20**

    4.1 Measuring Instruments.....20

    4.2 Test Setup .....20

    4.3 Test Result of Radiated Test.....20

    4.4 Field Strength of Spurious Radiation Measurement .....21

**5 LIST OF MEASURING EQUIPMENT .....22**

**6 UNCERTAINTY OF EVALUATION.....23**

**APPENDIX A. TEST RESULTS OF CONDUCTED TEST**

**APPENDIX B. TEST RESULTS OF ERP/EIRP AND RADIATED TEST**

**APPENDIX C. ORIGINAL REPORT**





## SUMMARY OF TEST RESULT

Report Section	FCC Rule	Description	Limit	Result	Remark
3.4	§2.1046	Conducted Output Power	Reporting Only	PASS	-
	§22.913(a)(2)	Effective Radiated Power	< 7 Watts		
	§24.232(c)	Equivalent Isotropic Radiated Power	< 2 Watts		
	§27.50(d)(4)	Equivalent Isotropic Radiated Power	< 1 Watts		
3.5	§24.232(d)	Peak-to-Average Ratio	< 13 dB	PASS	-
3.6	§2.1049 §22.917(b) §24.238(b) §27.53(g)	Occupied Bandwidth	Reporting Only	PASS	-
3.7	§2.1051 §22.917(a) §24.238(a) §27.53(h)	Band Edge Measurement	< 43+10log10(P[Watts])	PASS	-
3.8	§2.1051 §22.917(a) §24.238(a) §27.53(h)	Conducted Emission	< 43+10log10(P[Watts])	PASS	-
3.9	§2.1055 §22.355	Frequency Stability for Temperature & Voltage	< 2.5 ppm for Part 22	PASS	-
	§2.1055 §24.235 §27.54		Within Authorized Band		
4.4	§2.1053 §22.917(a) §24.238(a) §27.53(h)	Field Strength of Spurious Radiation	< 43+10log10(P[Watts])	PASS	Under limit 37.84 dB at 1672.000 MHz



# 1 General Description

## 1.1 Applicant

**Motorola Mobility, LLC**

222 W Merchandise Mart Plaza, Suite 1800, Chicago, IL 60654, United States

## 1.2 Manufacturer

**Motorola Mobility, LLC**

222 W Merchandise Mart Plaza, Suite 1800, Chicago, IL 60654, United States

## 1.3 Product Feature of Equipment Under Test

Product Feature	
<b>Equipment</b>	Mobile Cellular Phone
<b>Brand Name</b>	Motorola
<b>Model Name</b>	10721, 12822
<b>FCC ID</b>	IHDT56WB3
<b>IMEI Code</b>	IMEI 1: 353312080018213 (for Radiation) IMEI 2: 353312080018221
	IMEI 1: 353312080018239 (for Conducted) IMEI 2: 353312080018247
<b>EUT supports Radios application</b>	CDMA/EV-DO/GSM/EGPRS/WCDMA/HSPA/LTE/NFC WLAN 11b/g/n HT20 WLAN 11a/n HT20/HT40 WLAN 11ac VHT20/VHT40/VHT80 Bluetooth BR/EDR/LE
<b>HW Version</b>	DVT2
<b>EUT Stage</b>	Identical Prototype



Accessory List	
AC Adapter 1	Brand Name : Motorola
	Model Name : SPN5970A
AC Adapter 2	Brand Name : Motorola
	Model Name : SPN5993A
AC Adapter 3	Brand Name : Motorola
	Model Name : SPN5978A
Battery 1	Brand Name : Motorola
	Model Name : SNN5986A
Battery 2	Brand Name : Motorola
	Model Name : SNN5897A
Earphone	Brand Name : Motorola
	Model Name : SH38C16618
USB Cable	Brand Name : Motorola
	Model Name : SKN6473A
USB-C Data Cable	Brand Name : Motorola
	Model Name : SKN6474A



### 1.4 Product Specification of Equipment Under Test

Standards-related Product Specification	
<b>Tx Frequency</b>	<p><b>GSM/GPRS/EDGE:</b>                      850: 824.2 MHz ~ 848.8 MHz                      1900: 1850.2 MHz ~ 1909.8 MHz</p> <p><b>WCDMA:</b>                      Band V: 826.4 MHz ~ 846.6 MHz                      Band II: 1852.4 MHz ~ 1907.6 MHz                      Band IV: 1712.4 MHz ~ 1752.6 MHz</p> <p><b>CDMA2000:</b>                      BC0: 824.70 MHz ~ 848.31 MHz                      BC1: 1851.25 MHz ~ 1908.75 MHz</p>
<b>Rx Frequency</b>	<p><b>GSM/GPRS/EDGE:</b>                      850: 869.2 MHz ~ 893.8 MHz                      1900: 1930.2 MHz ~ 1989.8 MHz</p> <p><b>WCDMA:</b>                      Band V: 871.4 MHz ~ 891.6 MHz                      Band II: 1932.4 MHz ~ 1987.6 MHz                      Band IV: 2112.4 MHz ~ 2152.6 MHz</p> <p><b>CDMA2000:</b>                      BC0: 869.70 MHz ~ 893.31 MHz                      BC1: 1931.25 MHz ~ 1988.75 MHz</p>
<b>Maximum Output Power to Antenna</b>	<p><b>GSM/GPRS/EDGE:</b>                      850: 33.49 dBm                      1900: 29.50 dBm</p> <p><b>WCDMA:</b>                      Band V: 23.43 dBm                      Band II: 22.75 dBm                      Band IV: 22.62 dBm</p> <p><b>CDMA2000:</b>                      BC0: 24.51 dBm                      BC1: 23.60 dBm</p>
<b>Antenna Type</b>	Fixed Internal Antenna
<b>Antenna Gain</b>	Cellular Band: -0.70 dBi PCS Band: 0.30 dBi AWS Band: -0.50 dBi
<b>Type of Modulation</b>	GSM: GMSK GPRS: GMSK EDGE: GMSK / 8PSK WCDMA: BPSK (Uplink) HSDPA: 64QAM (Downlink) HSUPA: QPSK (Uplink) CDMA2000 1xRTT: QPSK CDMA2000 1xEV-DO: QPSK/8PSK



### 1.5 Modification of EUT

No modifications are made to the EUT during all test items.

### 1.6 Maximum ERP/EIRP Power, Frequency Tolerance, and Emission Designator

FCC Rule	Frequency Range (MHz)	System	Type of Modulation	Maximum ERP/EIRP (W)	Frequency Tolerance (ppm)	Emission Designator
Part 22	824.2 ~848.8	GSM850 GPRS class 8	GMSK	1.1588	0.0060 ppm	248KGXW
Part 22	824.2 ~848.8	GSM850 EDGE class 8	8PSK	0.2529	0.0108 ppm	248KG7W
Part 22	826.4 ~846.6	WCDMA Band V RMC 12.2Kbps	BPSK	0.1143	0.0263 ppm	4M12F9W
Part 22	824.70 ~ 848.31	CDMA2000 BC0 1xRTT	QPSK	0.1466	0.0179 ppm	1M27F9W
Part 22	824.70 ~ 848.31	CDMA2000 BC0 1xEV-DO Rev. 0	QPSK	0.1462	0.0096 ppm	1M28F9W
Part 24	1850.2 ~1909.8	GSM1900 GPRS class 8	GMSK	0.9550	0.0181 ppm	246KGXW
Part 24	1850.2 ~1909.8	GSM1900 EDGE class 8	8PSK	0.3681	0.0096 ppm	243KG7W
Part 24	1852.4 ~ 1907.6	WCDMA Band II RMC 12.2Kbps	BPSK	0.2018	0.0037 ppm	4M12F9W
Part 27	1712.4 ~ 1752.6	WCDMA Band IV RMC 12.2Kbps	BPSK	0.2455	0.0254 ppm	4M12F9W
Part 24	1851.25 ~ 1908.75	CDMA2000 BC1 1xRTT	QPSK	0.2455	0.0037 ppm	1M28F9W
Part 24	1851.25 ~ 1908.75	CDMA2000 BC1 1xEV-DO Rev. A	QPSK	0.1629	0.0027 ppm	1M28F9W





### 1.7 Testing Location

Sporton Lab is accredited to ISO 17025 by Taiwan Accreditation Foundation (TAF code : 1190) and the FCC designation No. TW1190 under the FCC 2.948(e) by Mutual Recognition Agreement (MRA) in FCC Test.

<b>Test Site</b>	SPORTON INTERNATIONAL INC.
<b>Test Site Location</b>	No. 52, Hwa Ya 1 <sup>st</sup> Rd., Hwa Ya Technology Park, Kwei-Shan District, Tao Yuan City, Taiwan, R.O.C. TEL: +886-3-327-3456 FAX: +886-3-328-4978
<b>Test Site No.</b>	<b>Sporton Site No.</b>
	TH03-HY; 03CH07-HY

### 1.8 Applicable Standards

According to the specifications of the manufacturer, the EUT must comply with the requirements of the following standards:

- ♦ 47 CFR Part 2, 22(H), 24(E), 27(L)
- ♦ ANSI / TIA / EIA-603-D-2010
- ♦ FCC KDB 971168 D01 Power Meas. License Digital Systems v02r02
- ♦ FCC KDB 412172 D01 Determining ERP and EIRP v01r01

**Remark:**

1. All test items were verified and recorded according to the standards and without any deviation during the test.
2. This EUT has also been tested and complied with the requirements of FCC Part 15, Subpart B, recorded in a separate test report.



## 2 Test Configuration of Equipment Under Test

### 2.1 Test Mode

Antenna port conducted and radiated test items were performed according to KDB 971168 D01 Power Meas. License Digital Systems v02r02 with maximum output power.

Radiated measurements were performed with rotating EUT in different three orthogonal test planes to find the maximum emission.

Radiated emissions were investigated as following frequency range:

1. 30 MHz to 9000 MHz for GSM850 and WCDMA Band V and CDMA BC0.
2. 30 MHz to 18000 MHz for WCDMA Band IV.
3. 30 MHz to 19100 MHz for GSM1900 and WCDMA Band II and CDMA BC1.

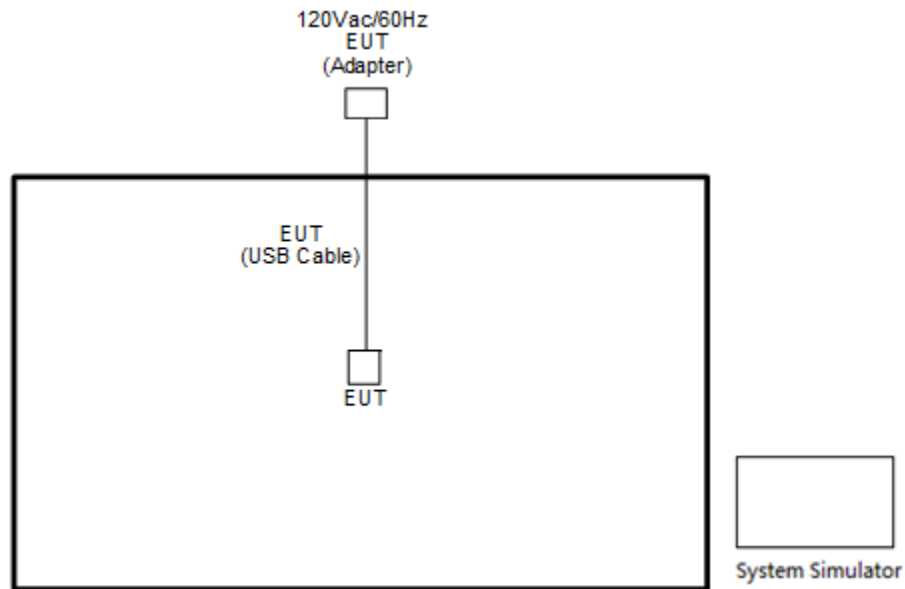
All modes and data rates and positions were investigated.

Test modes are chosen to be reported as the worst case configuration below:

Test Modes		
Band	Radiated TCs	Conducted TCs
GSM 850	<ul style="list-style-type: none"> <li>■ GPRS class 8 Link</li> <li>■ EDGE class 8 Link</li> </ul>	<ul style="list-style-type: none"> <li>■ GPRS class 8 Link</li> <li>■ EDGE class 8 Link</li> </ul>
GSM 1900	<ul style="list-style-type: none"> <li>■ GPRS class 8 Link</li> <li>■ EDGE class 8 Link</li> </ul>	<ul style="list-style-type: none"> <li>■ GPRS class 8 Link</li> <li>■ EDGE class 8 Link</li> </ul>
WCDMA Band V	<ul style="list-style-type: none"> <li>■ RMC 12.2Kbps Link</li> </ul>	<ul style="list-style-type: none"> <li>■ RMC 12.2Kbps Link</li> </ul>
WCDMA Band II	<ul style="list-style-type: none"> <li>■ RMC 12.2Kbps Link</li> </ul>	<ul style="list-style-type: none"> <li>■ RMC 12.2Kbps Link</li> </ul>
WCDMA Band IV	<ul style="list-style-type: none"> <li>■ RMC 12.2Kbps Link</li> </ul>	<ul style="list-style-type: none"> <li>■ RMC 12.2Kbps Link</li> </ul>
CDMA BC0	<ul style="list-style-type: none"> <li>■ 1xRTT Link</li> <li>■ 1xRTT Link</li> </ul>	<ul style="list-style-type: none"> <li>■ 1xRTT Link</li> <li>■ 1xEV-DO Rev. 0 Link</li> </ul>
CDMA BC1	<ul style="list-style-type: none"> <li>■ 1xRTT Link</li> <li>■ 1xRTT Link</li> </ul>	<ul style="list-style-type: none"> <li>■ 1xRTT Link</li> <li>■ 1xEV-DO Rev. A Link</li> </ul>

**Remark:** All the radiated test cases were performance with Adapter 1 and Battery 2.

## 2.2 Connection Diagram of Test System



## 2.3 Support Unit used in test configuration

Item	Equipment	Trade Name	Model No.	FCC ID	Data Cable	Power Cord
1.	System Simulator	R&S	CMU 200	N/A	N/A	Unshielded, 1.8 m

## 2.4 Measurement Results Explanation Example

### For all conducted test items:

The offset level is set in the spectrum analyzer to compensate the RF cable loss and attenuator factor between RF conducted output port and spectrum analyzer. With the offset compensation, the spectrum analyzer reading level will be exactly the RF output level.

The spectrum analyzer offset is derived from RF cable loss and attenuator factor.

*Offset = RF cable loss + attenuator factor.*

The following shows an offset computation example with RF cable loss 4.2 dB and a 10dB attenuator.

Example :

*Offset(dB) = RF cable loss(dB) + attenuator factor(dB).*

$$= 4.2 + 10 = 14.2 \text{ (dB)}$$



## 2.5 Frequency List of Low/Middle/High Channels

Frequency List				
Band	Channel/Frequency(MHz)	Lowest	Middle	Highest
GSM850	Channel	128	189	251
	Frequency	824.2	836.4	848.8
WCDMA Band V	Channel	4132	4182	4233
	Frequency	826.4	836.4	846.6
GSM1900	Channel	512	661	810
	Frequency	1850.2	1880.0	1909.8
WCDMA Band II	Channel	9262	9400	9538
	Frequency	1852.4	1880.0	1907.6
WCDMA Band IV	Channel	1312	1413	1513
	Frequency	1712.4	1732.6	1752.6
CDMA2000 BC0	Channel	1013	384	777
	Frequency	824.7	836.52	848.31
CDMA2000 BC1	Channel	25	600	1175
	Frequency	1851.25	1880.0	1908.75


### 3 Conducted Test Result

#### 3.1 Measuring Instruments

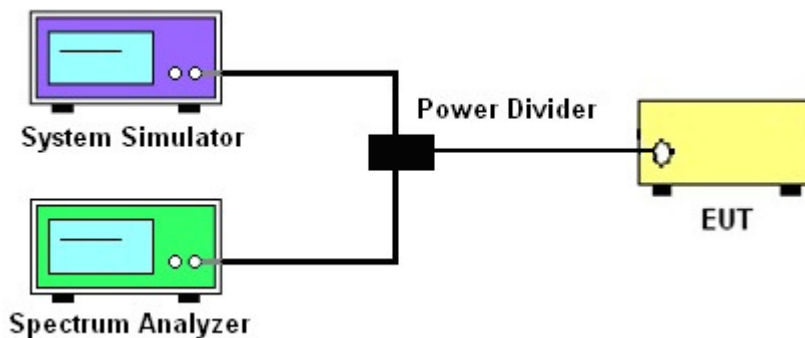
See list of measuring instruments of this test report.

#### 3.2 Test Setup

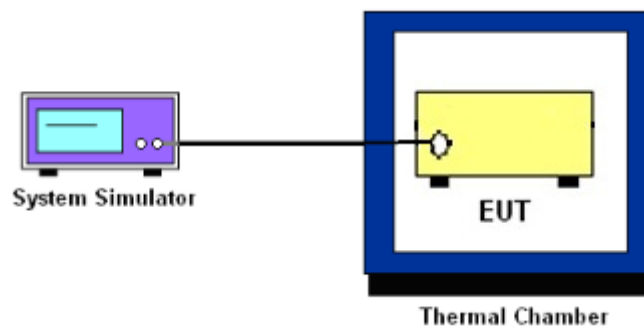
##### 3.2.1 Conducted Output Power



##### 3.2.2 Peak-to-Average Ratio, Occupied Bandwidth, Conducted Band-Edge and Conducted Spurious Emission



##### 3.2.3 Frequency Stability



### 3.3 Test Result of Conducted Test

Please refer to Appendix A.



### 3.4 Conducted Output Power and ERP/EIRP

#### 3.4.1 Description of the Conducted Output Power and ERP/EIRP

A system simulator was used to establish communication with the EUT. Its parameters were set to enforce EUT transmitting at the maximum power. The measured power in the radio frequency on the transmitter output terminals shall be reported.

The ERP of mobile transmitters must not exceed 7 Watts for GSM850 and WCDMA Band V and CDMA BC0.

The EIRP of mobile transmitters must not exceed 2 Watts for GSM1900 and WCDMA Band II and CMDA BC1.

The EIRP of mobile transmitters must not exceed 1 Watts for WCDMA Band IV.

According to KDB 412172 D01 Power Approach,

$EIRP = P_T + G_T - L_C$ ,  $ERP = EIRP - 2.15$ , where

$P_T$  = transmitter output power in dBm

$G_T$  = gain of the transmitting antenna in dBi

$L_C$  = signal attenuation in the connecting cable between the transmitter and antenna in dB

#### 3.4.2 Test Procedures

1. The transmitter output port was connected to the system simulator.
2. Set EUT at maximum power through system simulator.
3. Select lowest, middle, and highest channels for each band and different modulation.
4. Measure the maximum burst average power for GSM and maximum average power for other modulation signal.



## **3.5 Peak-to-Average Ratio**

### **3.5.1 Description of the PAR Measurement**

The peak-to-average ratio (PAR) of the transmission may not exceed 13 dB.

### **3.5.2 Test Procedures**

1. The testing follows FCC KDB 971168 D01 v02r02 Section 5.7.1.
2. The EUT was connected to spectrum analyzer and system simulator via a power divider.
3. Set EUT to transmit at maximum output power.
4. When the duty cycle is less than 98%, then signal gating will be implemented on the spectrum analyzer by triggering from the system simulator.
5. Set the CCDF (Complementary Cumulative Distribution Function) option of the spectrum analyzer.  
Record the maximum PAPR level associated with a probability of 0.1%.



## 3.6 99% Occupied Bandwidth and 26dB Bandwidth Measurement

### 3.6.1 Description of 99% Occupied Bandwidth and 26dB Bandwidth Measurement

The occupied bandwidth is the width of a frequency band such that, below the lower and above the upper frequency limits, the mean powers emitted are each equal to a specified percentage 0.5% of the total mean transmitted power.

The 26 dB emission bandwidth is defined as the frequency range between two points, one above and one below the carrier frequency, at which the spectral density of the emission is attenuated 26 dB below the maximum in-band spectral density of the modulated signal. Spectral density (power per unit bandwidth) is to be measured with a detector of resolution bandwidth equal to approximately 1.0% of the emission bandwidth.

### 3.6.2 Test Procedures

1. The testing follows FCC KDB 971168 v02r02 Section 4.2.
2. The EUT was connected to spectrum analyzer and system simulator via a power divider.
3. The spectrum analyzer center frequency is set to the nominal EUT channel center frequency. The span range for the spectrum analyzer shall be between two and five times the anticipated OBW.
4. The nominal resolution bandwidth (RBW) shall be in the range of 1 to 5 % of the anticipated OBW, and the VBW shall be at least 3 times the RBW.
5. Set the detection mode to peak, and the trace mode to max hold.
6. Determine the reference value: Set the EUT to transmit a modulated signal. Allow the trace to stabilize. Set the spectrum analyzer marker to the highest level of the displayed trace.  
(this is the reference value)
7. Determine the “-26 dB down amplitude” as equal to (Reference Value – X).
8. Place two markers, one at the lowest and the other at the highest frequency of the envelope of the spectral display such that each marker is at or slightly below the “-X dB down amplitude” determined in step 6. If a marker is below this “-X dB down amplitude” value it shall be placed as close as possible to this value. The OBW is the positive frequency difference between the two markers.
9. Use the 99 % power bandwidth function of the spectrum analyzer and report the measured bandwidth.





### **3.7 Conducted Band Edge**

#### **3.7.1 Description of Conducted Band Edge Measurement**

The power of any emission outside of the authorized operating frequency ranges must be lower than the transmitter power (P) by a factor of at least  $43 + 10 \log (P)$  dB.

#### **3.7.2 Test Procedures**

1. The testing follows FCC KDB 971168 D01 v02r02 Section 6.0.
2. The EUT was connected to the spectrum analyzer and system simulator via a power divider.
3. The RF output of EUT was connected to the spectrum analyzer by an RF cable and attenuator. The path loss was compensated to the results for each measurement.
4. The band edges of low and high channels for the highest RF powers were measured.
5. The RF fundamental frequency should be excluded against the limit line in the operating frequency band.
6. The limit line is derived from  $43 + 10\log(P)$  dB below the transmitter power P(Watts)



### 3.8 Conducted Spurious Emission

#### 3.8.1 Description of Conducted Spurious Emission Measurement

The power of any emission outside of the authorized operating frequency ranges must be lower than the transmitter power (P) by a factor of at least  $43 + 10 \log (P)$  dB.

It is measured by means of a calibrated spectrum analyzer and scanned from 30 MHz up to a frequency including its 10<sup>th</sup> harmonic.

#### 3.8.2 Test Procedures

1. The testing follows FCC KDB 971168 D01 v02r02 Section 6.0.
2. The EUT was connected to the spectrum analyzer and system simulator via a power divider.
3. The RF output of EUT was connected to the spectrum analyzer by an RF cable and attenuator. The path loss was compensated to the results for each measurement.
4. The middle channel for the highest RF power within the transmitting frequency was measured.
5. The conducted spurious emission for the whole frequency range was taken.
6. The RF fundamental frequency should be excluded against the limit line in the operating frequency band.
7. The limit line is derived from  $43 + 10\log(P)$  dB below the transmitter power P(Watts)



### 3.9 Frequency Stability

#### 3.9.1 Description of Frequency Stability Measurement

The frequency stability shall be measured by variation of ambient temperature and variation of primary supply voltage to ensure that the fundamental emission stays within the authorized frequency block. The frequency stability of the transmitter shall be maintained within  $\pm 0.00025\%$  ( $\pm 2.5\text{ppm}$ ) of the center frequency.

#### 3.9.2 Test Procedures for Temperature Variation

1. The testing follows FCC KDB 971168 D01 v02r02 Section 9.0.
2. The EUT was set up in the thermal chamber and connected with the system simulator.
3. With power OFF, the temperature was decreased to  $-30^{\circ}\text{C}$  and the EUT was stabilized before testing. Power was applied and the maximum change in frequency was recorded within one minute.
4. With power OFF, the temperature was raised in  $10^{\circ}\text{C}$  steps up to  $50^{\circ}\text{C}$ . The EUT was stabilized at each step for at least half an hour. Power was applied and the maximum frequency change was recorded within one minute.

#### 3.9.3 Test Procedures for Voltage Variation

1. The testing follows FCC KDB 971168 D01 v02r02 Section 9.0.
2. The EUT was placed in a temperature chamber at  $20\pm 5^{\circ}\text{C}$  and connected with the system simulator.
3. The power supply voltage to the EUT was varied from 85% to 115% of the nominal value measured at the input to the EUT.
4. The variation in frequency was measured for the worst case.

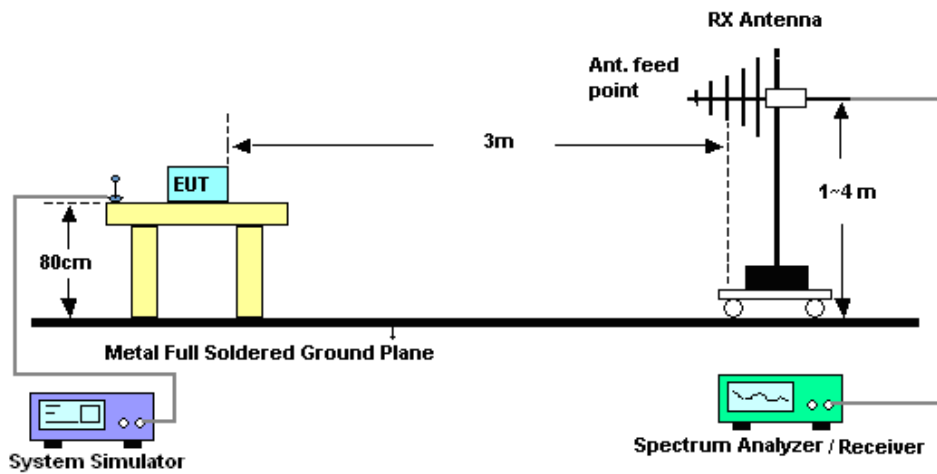
## 4 Radiated Test Items

### 4.1 Measuring Instruments

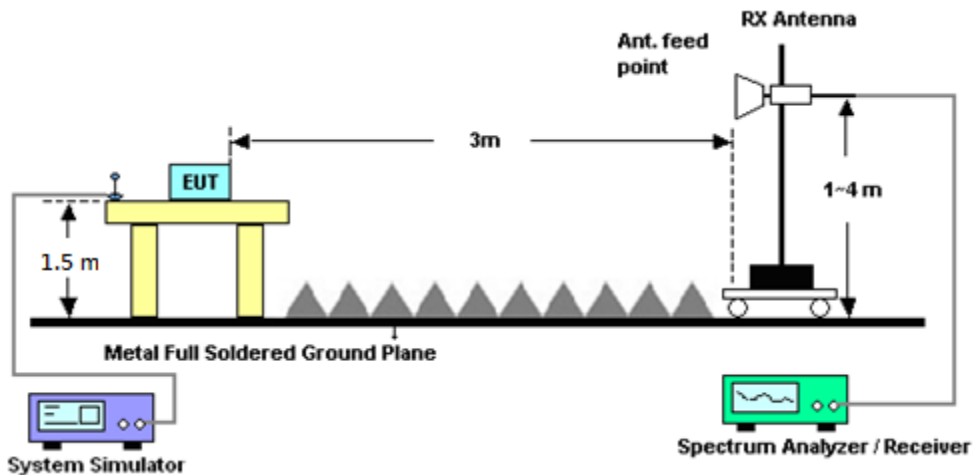
See list of measuring instruments of this test report.

### 4.2 Test Setup

#### 4.2.1 For radiated test from 30MHz to 1GHz



#### 4.2.2 For radiated test above 1GHz



### 4.3 Test Result of Radiated Test

Please refer to Appendix B.



## 4.4 Field Strength of Spurious Radiation Measurement

### 4.4.1 Description of Field Strength of Spurious Radiated Measurement

The power of any emission outside of the authorized operating frequency ranges must be attenuated below the transmitter power (P) by a factor of at least  $43 + 10 \log (P)$  dB. The spectrum is scanned from 30 MHz up to a frequency including its 10th harmonic.

### 4.4.2 Test Procedures

1. The testing follows FCC KDB 971168 D01 v02r02 Section 5.8 and ANSI / TIA-603-D-2010 Section 2.2.12.
2. The EUT was placed on a rotatable wooden table 0.8 meters for frequency below 1GHz and 1.5 meter for frequency above 1GHz above the ground.
3. The EUT was set 3 meters from the receiving antenna, which was mounted on the antenna tower.
4. The table was rotated 360 degrees to determine the position of the highest spurious emission.
5. The height of the receiving antenna is varied between one meter and four meters to search for the maximum spurious emission for both horizontal and vertical polarizations.
6. Make the measurement with the spectrum analyzer's RBW = 1MHz, VBW = 3MHz, taking record of maximum spurious emission.
7. A horn antenna was substituted in place of the EUT and was driven by a signal generator.
8. Tune the output power of signal generator to the same emission level with EUT maximum spurious emission.
9. Taking the record of output power at antenna port.
10. Repeat step 7 to step 8 for another polarization.
11.  $EIRP \text{ (dBm)} = S.G. \text{ Power} - Tx \text{ Cable Loss} + Tx \text{ Antenna Gain}$
12.  $ERP \text{ (dBm)} = EIRP - 2.15$
13. The RF fundamental frequency should be excluded against the limit line in the operating frequency band.
14. The limit line is derived from  $43 + 10\log(P)$  dB below the transmitter power P(Watts)



## 5 List of Measuring Equipment

Instrument	Manufacturer	Model No.	Serial No.	Characteristics	Calibration Date	Test Date	Due Date	Remark
Spectrum Analyzer	Rohde & Schwarz	FSP30	101329	9kHz~30GHz	Jun. 27, 2016	May 02, 2017~ May 31, 2017	Jun. 26, 2017	Conducted (TH03-HY)
Temperature Chamber	ESPEC	SU-641	92013721	-30°C ~70°C	Nov. 16, 2016	May 02, 2017~ May 31, 2017	Nov. 15, 2017	Conducted (TH03-HY)
Programmable Power Supply	GW Instek	PSS-2005	EL883644	Voltage:0~20V;Current:0~5A	Nov. 22, 2016	May 02, 2017~ May 31, 2017	Nov. 21, 2017	Conducted (TH03-HY)
Base Station (Measure)	Rohde & Schwarz	CMU200	117997	GSM / GPRS / WCDMA / CDMA	Aug. 05, 2016	May 02, 2017~ May 31, 2017	Aug. 04, 2017	Conducted (TH03-HY)
Bilog Antenna	TESEQ	CBL 6111D&008	35419&03	30MHz to 1GHz	Jan. 07, 2017	May 17, 2017~ May 25, 2017	Jan. 06, 2018	Radiation (03CH07-HY)
Double Ridge Horn Antenna	ESCO	3117	00075962	1GHz ~ 18GHz	Aug. 19, 2016	May 17, 2017~ May 25, 2017	Aug. 18, 2017	Radiation (03CH07-HY)
EMI Test Receiver	Keysight	N9038A(MXE)	MY54130085	20Hz ~ 8.4GHz	Oct. 26, 2016	May 17, 2017~ May 25, 2017	Oct. 25, 2017	Radiation (03CH07-HY)
Loop Antenna	Rohde & Schwarz	HFH2-Z2	100315	9 kHz~30 MHz	May 15, 2017	May 17, 2017~ May 25, 2017	May 14, 2019	Radiation (03CH07-HY)
Preamplifier	MITEQ	AMF-7D-00 101800-30-1	1590075	1GHz ~ 18GHz	Apr. 25, 2017	May 17, 2017~ May 25, 2017	Apr. 24, 2018	Radiation (03CH07-HY)
Preamplifier	COM-POWER	PA-103A	161241	10MHz-1GHz	Mar. 14, 2017	May 17, 2017~ May 25, 2017	Mar. 13, 2018	Radiation (03CH07-HY)
Spectrum Analyzer	Agilent	N9010A	MY53470118	10Hz~44GHz	Apr. 17, 2017	May 17, 2017~ May 25, 2017	Apr. 16, 2018	Radiation (03CH07-HY)
Antenna Mast	Max-Full	MFA520BS	N/A	1m~4m	N/A	May 17, 2017~ May 25, 2017	N/A	Radiation (03CH07-HY)
Turn Table	ChainTek	Chaintek 3000	N/A	0~360 Degree	N/A	May 17, 2017~ May 25, 2017	N/A	Radiation (03CH07-HY)
Preamplifier	MITEQ	JS44-18004 000-33-8P	1840917	18GHz ~ 40GHz	Jun. 14, 2016	May 17, 2017~ May 25, 2017	Jun. 13, 2017	Radiation (03CH07-HY)
SHF-EHF Horn Antenna	SCHWARZBECK	BBHA 9170	BBHA917057 6	18GHz ~ 40GHz	Apr. 27, 2017	May 17, 2017~ May 25, 2017	Apr. 26, 2018	Radiation (03CH07-HY)
Signal Generator	Anritsu	MG3694C	163401	0.1Hz~40GHz	Jan. 04, 2017	May 17, 2017~ May 25, 2017	Jan. 03, 2018	Radiation (03CH07-HY)



## 6 Uncertainty of Evaluation

### Uncertainty of Radiated Emission Measurement (30 MHz ~ 1000 MHz)

Measuring Uncertainty for a Level of Confidence of 95% ( $U = 2Uc(y)$ )	3.05
---	------

### Uncertainty of Radiated Emission Measurement (1 GHz ~ 18 GHz)

Measuring Uncertainty for a Level of Confidence of 95% ( $U = 2Uc(y)$ )	3.44
---	------

### Uncertainty of Radiated Emission Measurement (18 GHz ~ 40 GHz)

Measuring Uncertainty for a Level of Confidence of 95% ( $U = 2Uc(y)$ )	3.95
---	------



## Appendix A. Test Results of Conducted Test

### Conducted Output Power(Average power)

Conducted Power (*Unit: dBm)						
Band	GSM850			GSM1900		
Channel	128	189	251	512	661	810
Frequency	824.2	836.4	848.8	1850.2	1880	1909.8
GSM	33.20	33.48	33.47	29.48	29.43	29.37
GPRS class 8	33.22	33.49	33.43	29.50	29.38	29.35
GPRS class 10	29.56	29.36	29.66	26.04	25.75	25.89
GPRS class 11	27.93	27.82	27.63	24.29	24.20	24.18
GPRS class 12	27.00	27.06	26.96	22.90	22.78	22.75
EGPRS class 8	26.88	26.75	26.73	25.36	25.25	25.32
EGPRS class 10	26.58	26.45	26.67	25.15	25.03	25.05
EGPRS class 11	25.82	25.61	25.60	24.03	23.87	23.91
EGPRS class 12	24.84	24.87	24.64	22.53	22.43	22.45

Conducted Power (*Unit: dBm)						
Band	WCDMA Band V			WCDMA Band II		
Channel	4132	4182	4233	9262	9400	9538
Frequency	826.4	836.4	846.6	1852.4	1880	1907.6
RMC 12.2K	23.43	23.38	23.32	22.44	22.75	22.73
HSDPA Subtest-1	22.28	22.11	21.95	21.46	21.45	21.48
HSDPA Subtest-2	22.40	22.15	22.07	21.47	21.49	21.53
HSDPA Subtest-3	21.83	21.59	21.60	20.93	21.01	20.97
HSDPA Subtest-4	21.87	21.63	21.52	20.99	20.99	20.94
HSUPA Subtest-1	22.19	22.13	21.97	21.19	21.24	21.18
HSUPA Subtest-2	20.18	20.08	19.89	19.21	19.16	19.22
HSUPA Subtest-3	21.17	21.14	20.91	20.19	20.19	20.20
HSUPA Subtest-4	20.19	20.06	19.93	19.14	19.12	19.18
HSUPA Subtest-5	22.30	22.22	21.97	21.51	21.42	21.44





Conducted Power (*Unit: dBm)			
Band	WCDMA Band IV		
Channel	1312	1413	1513
Frequency	1712.4	1732.6	1752.6
RMC 12.2K	22.54	22.57	<b>22.62</b>
HSDPA Subtest-1	21.37	21.36	21.50
HSDPA Subtest-2	21.29	21.34	21.57
HSDPA Subtest-3	20.82	20.81	20.97
HSDPA Subtest-4	20.85	20.85	20.91
HSUPA Subtest-1	21.20	21.19	21.26
HSUPA Subtest-2	19.18	19.17	19.29
HSUPA Subtest-3	20.22	20.10	20.31
HSUPA Subtest-4	19.32	19.12	19.19
HSUPA Subtest-5	21.29	21.39	21.45

Conducted Power (*Unit: dBm)						
Band	CDMA 2000 BC0			CDMA 2000 BC1		
	1013	384	777	25	600	1175
Channel	824.7	836.52	848.31	1851.25	1880	1908.75
Frequency	824.7	836.52	848.31	1851.25	1880	1908.75
1xRTT RC1 SO55	24.43	24.36	24.27	23.50	23.45	23.42
1xRTT RC3 SO55	24.48	24.45	24.34	<b>23.60</b>	23.53	23.51
1xRTT RC3 SO32 (+ F-SCH)	<b>24.51</b>	24.44	24.33	23.54	23.46	23.44
1xRTT RC3 SO32 (+SCH)	24.47	24.43	24.31	23.50	23.48	23.46
1xEVDO RTAP 153.6Kbps	<b>24.50</b>	24.46	24.33	23.51	23.46	23.48
1xEVDO RETAP 4096Bits	24.48	24.44	24.32	<b>23.60</b>	23.48	23.44



## A2. GSM

### Peak-to-Average Ratio

Mode	GSM850		Limit: 13dB
Mod.	GPRS class 8	EDGE class 8	Result
Lowest CH	0.32	3.44	PASS
Middle CH	0.24	3.24	
Highest CH	0.28	3.28	

Mode	GSM1900		Limit: 13dB
Mod.	GPRS class 8	EDGE class 8	Result
Lowest CH	0.36	3.32	PASS
Middle CH	0.36	3.32	
Highest CH	0.36	3.36	



GSM850 (GPRS class 8)	GSM850 (EDGE class 8)
<p align="center"><b>Lowest Channel</b></p> <p align="center">Complementary Cumulative Distribution Function (100000 samples) Trace 1</p> <p>Mean 31.99 dBm Peak 32.29 dBm Crest 0.29 dB</p> <p>10 % 0.16 dB 1 % 0.24 dB .1 % 0.32 dB .01 % 0.32 dB</p> <p>Date: 2.MAY.2017 16:15:26</p>	<p align="center"><b>Lowest Channel</b></p> <p align="center">Complementary Cumulative Distribution Function (100000 samples) Trace 1</p> <p>Mean 25.33 dBm Peak 28.83 dBm Crest 3.50 dB</p> <p>10 % 2.72 dB 1 % 3.32 dB .1 % 3.44 dB .01 % 3.48 dB</p> <p>Date: 2.MAY.2017 16:54:59</p>
<p align="center"><b>Middle Channel</b></p> <p align="center">Complementary Cumulative Distribution Function (100000 samples) Trace 1</p> <p>Mean 31.83 dBm Peak 32.07 dBm Crest 0.24 dB</p> <p>10 % 0.16 dB 1 % 0.24 dB .1 % 0.24 dB .01 % 0.28 dB</p> <p>Date: 2.MAY.2017 16:16:12</p>	<p align="center"><b>Middle Channel</b></p> <p align="center">Complementary Cumulative Distribution Function (100000 samples) Trace 1</p> <p>Mean 25.48 dBm Peak 28.83 dBm Crest 3.35 dB</p> <p>10 % 2.64 dB 1 % 3.12 dB .1 % 3.24 dB .01 % 3.28 dB</p> <p>Date: 2.MAY.2017 16:55:22</p>
<p align="center"><b>Highest Channel</b></p> <p align="center">Complementary Cumulative Distribution Function (100000 samples) Trace 1</p> <p>Mean 31.74 dBm Peak 32.07 dBm Crest 0.33 dB</p> <p>10 % 0.16 dB 1 % 0.24 dB .1 % 0.28 dB .01 % 0.28 dB</p> <p>Date: 2.MAY.2017 16:18:04</p>	<p align="center"><b>Highest Channel</b></p> <p align="center">Complementary Cumulative Distribution Function (100000 samples) Trace 1</p> <p>Mean 25.31 dBm Peak 28.69 dBm Crest 3.38 dB</p> <p>10 % 2.64 dB 1 % 3.20 dB .1 % 3.28 dB .01 % 3.32 dB</p> <p>Date: 2.MAY.2017 16:55:52</p>



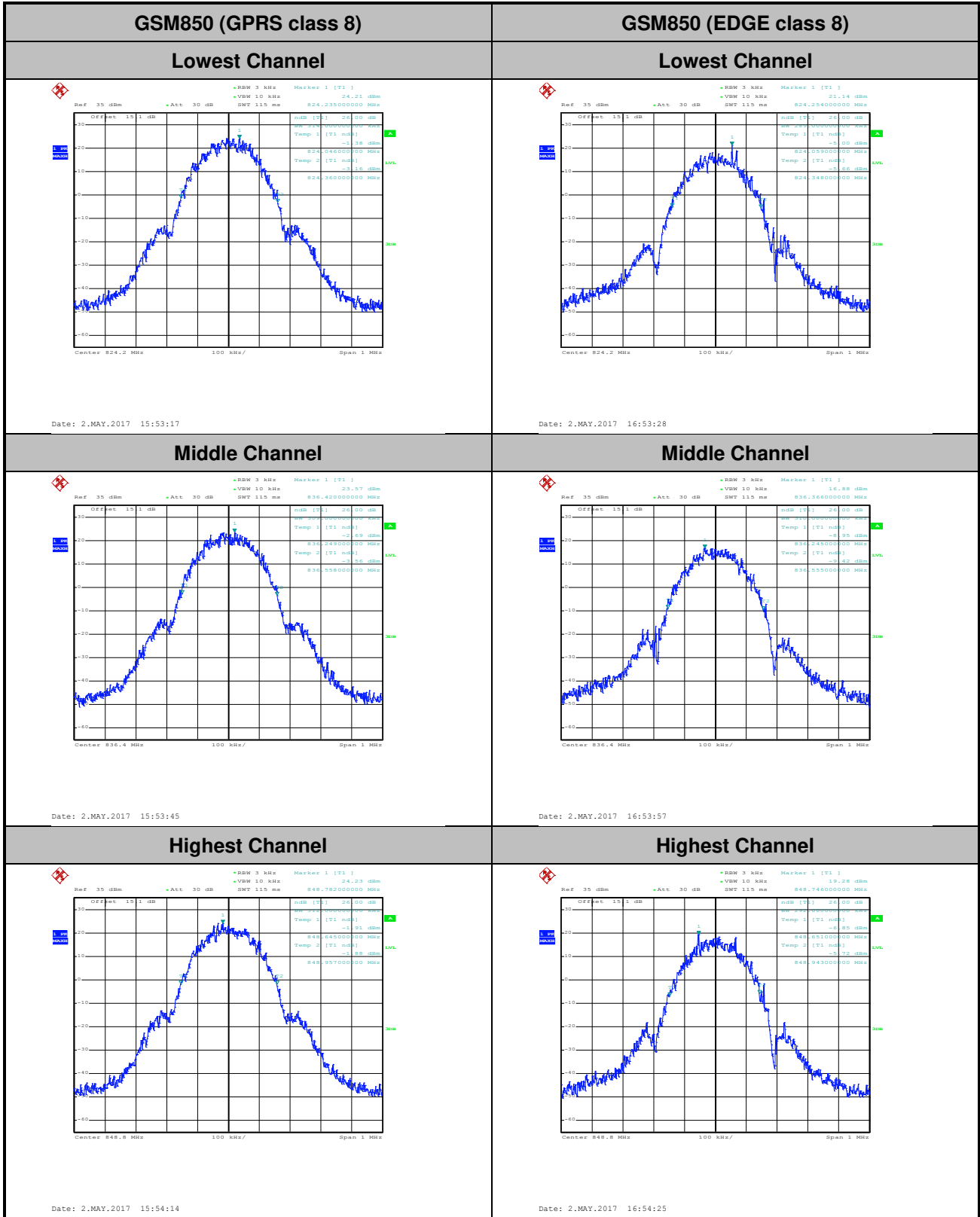
GSM1900 (GPRS class 8)	GSM1900 (EDGE class 8)
<p align="center"><b>Lowest Channel</b></p> <p align="center">Complementary Cumulative Distribution Function (100000 samples) Trace 1</p> <p>Mean 28.32 dBm Peak 28.69 dBm Crest 0.36 dB</p> <p>10 % 0.20 dB 1 % 0.28 dB .1 % 0.36 dB .01 % 0.40 dB</p> <p>Date: 2.MAY.2017 17:09:34</p>	<p align="center"><b>Lowest Channel</b></p> <p align="center">Complementary Cumulative Distribution Function (100000 samples) Trace 1</p> <p>Mean 24.25 dBm Peak 27.63 dBm Crest 3.38 dB</p> <p>10 % 2.60 dB 1 % 3.20 dB .1 % 3.32 dB .01 % 3.40 dB</p> <p>Date: 2.MAY.2017 17:31:56</p>
<p align="center"><b>Middle Channel</b></p> <p align="center">Complementary Cumulative Distribution Function (100000 samples) Trace 1</p> <p>Mean 28.24 dBm Peak 28.62 dBm Crest 0.38 dB</p> <p>10 % 0.20 dB 1 % 0.32 dB .1 % 0.36 dB .01 % 0.40 dB</p> <p>Date: 2.MAY.2017 17:10:04</p>	<p align="center"><b>Middle Channel</b></p> <p align="center">Complementary Cumulative Distribution Function (100000 samples) Trace 1</p> <p>Mean 24.13 dBm Peak 27.56 dBm Crest 3.43 dB</p> <p>10 % 2.64 dB 1 % 3.20 dB .1 % 3.32 dB .01 % 3.40 dB</p> <p>Date: 2.MAY.2017 17:32:22</p>
<p align="center"><b>Highest Channel</b></p> <p align="center">Complementary Cumulative Distribution Function (100000 samples) Trace 1</p> <p>Mean 28.61 dBm Peak 28.97 dBm Crest 0.36 dB</p> <p>10 % 0.20 dB 1 % 0.28 dB .1 % 0.36 dB .01 % 0.40 dB</p> <p>Date: 2.MAY.2017 17:10:36</p>	<p align="center"><b>Highest Channel</b></p> <p align="center">Complementary Cumulative Distribution Function (100000 samples) Trace 1</p> <p>Mean 24.51 dBm Peak 27.98 dBm Crest 3.48 dB</p> <p>10 % 2.68 dB 1 % 3.24 dB .1 % 3.36 dB .01 % 3.44 dB</p> <p>Date: 2.MAY.2017 17:32:50</p>

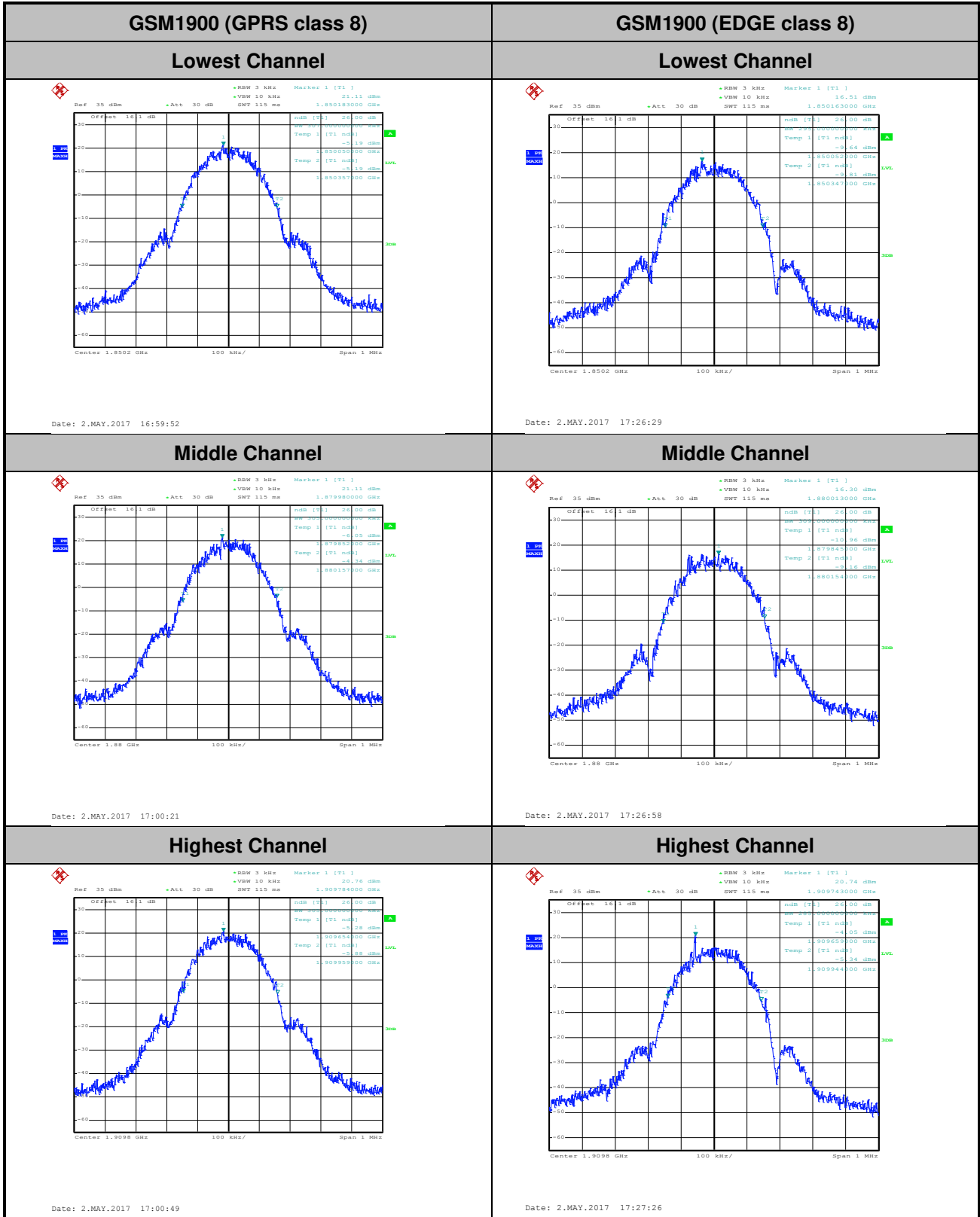


**26dB Bandwidth**

Mode	GSM850	
Mod.	GPRS class 8	EDGE class 8
Lowest CH	0.314	0.289
Middle CH	0.309	0.310
Highest CH	0.312	0.292

Mode	GSM1900	
Mod.	GPRS class 8	EDGE class 8
Lowest CH	0.307	0.295
Middle CH	0.305	0.309
Highest CH	0.305	0.285





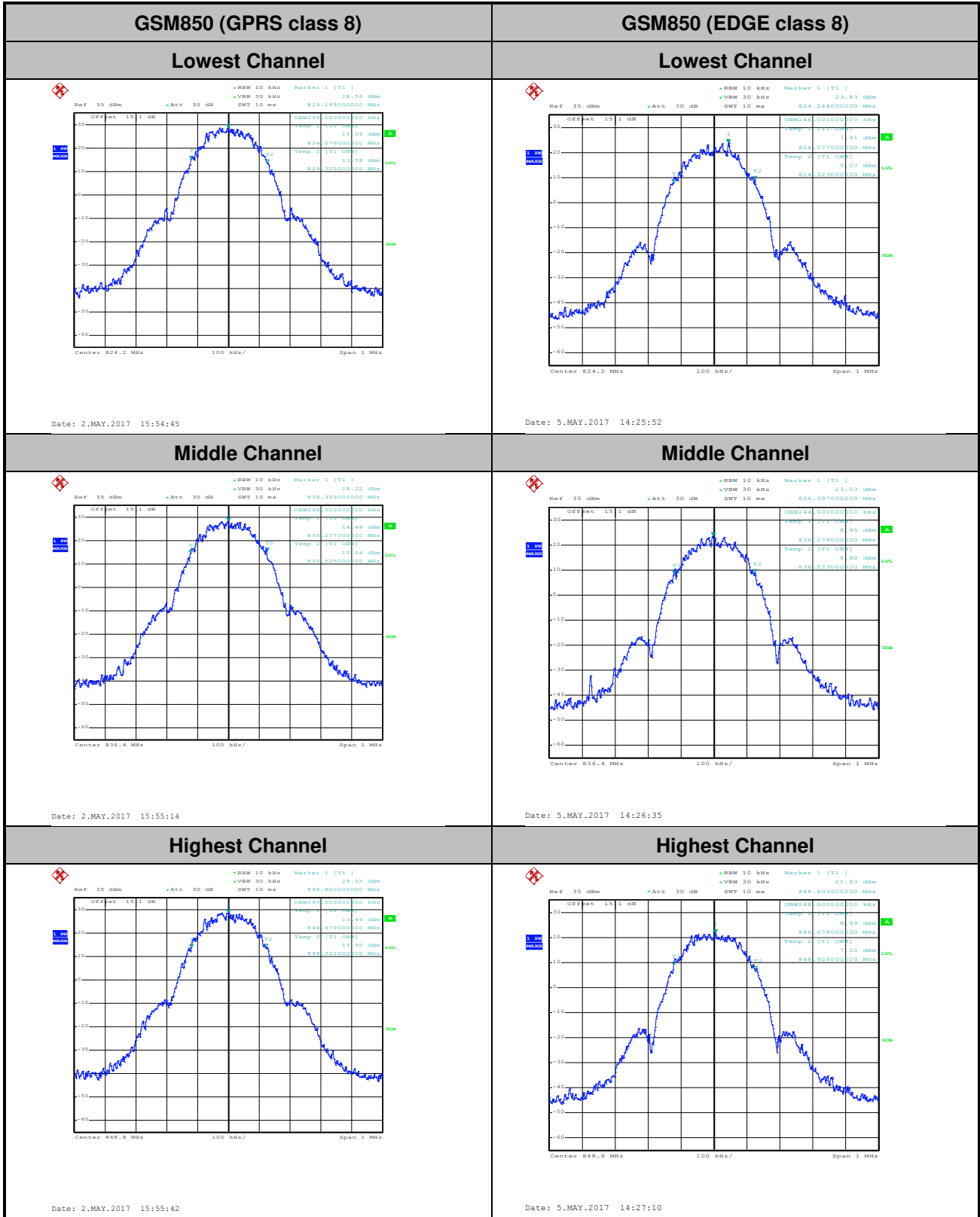


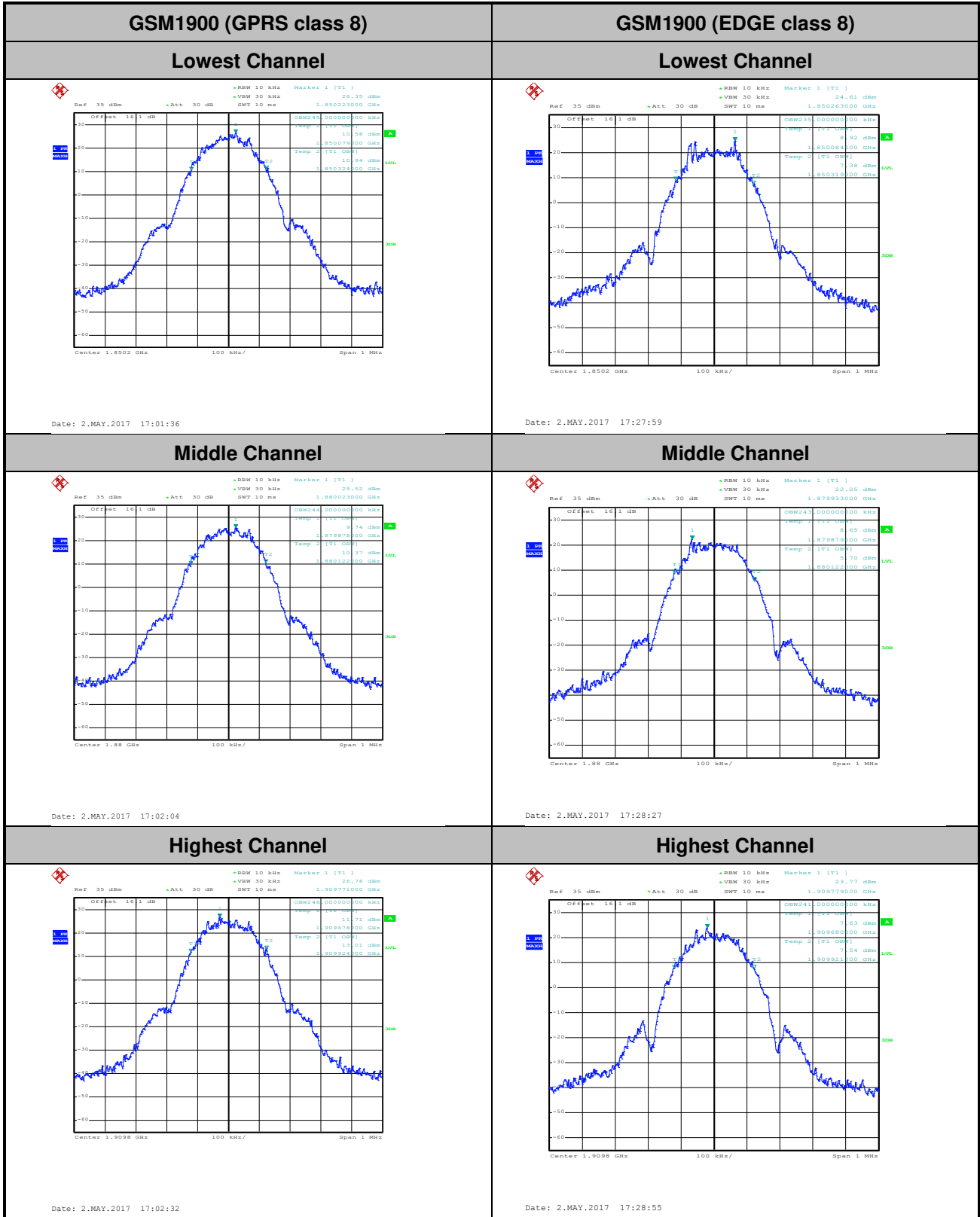
## Occupied Bandwidth

Mode	GSM850	
Mod.	GPRS class 8	EDGE class 8
Lowest CH	0.246	0.246
Middle CH	0.248	0.244
Highest CH	0.243	0.248

Mode	GSM1900	
Mod.	GPRS class 8	EDGE class 8
Lowest CH	0.244	0.235
Middle CH	0.244	0.243
Highest CH	0.246	0.241

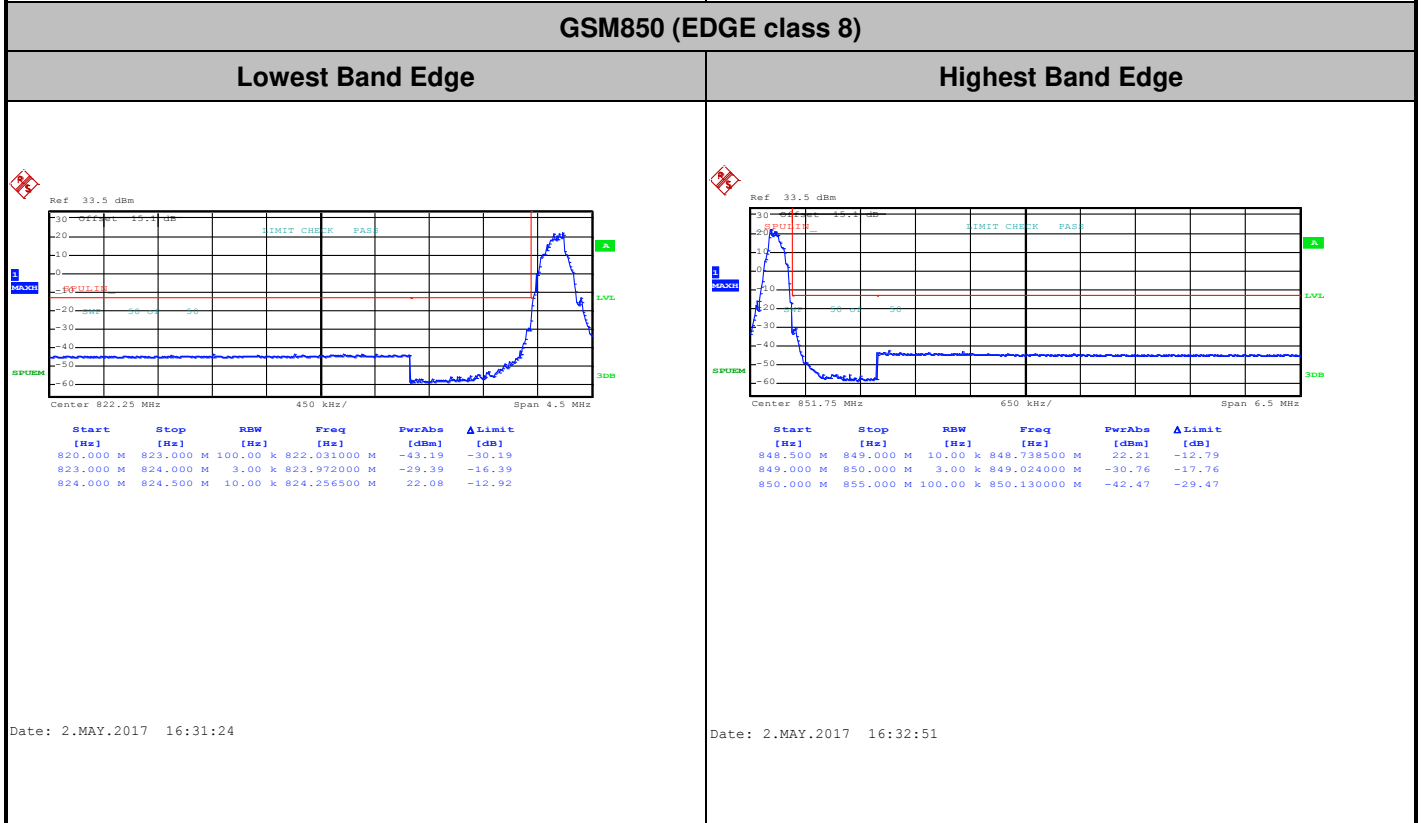
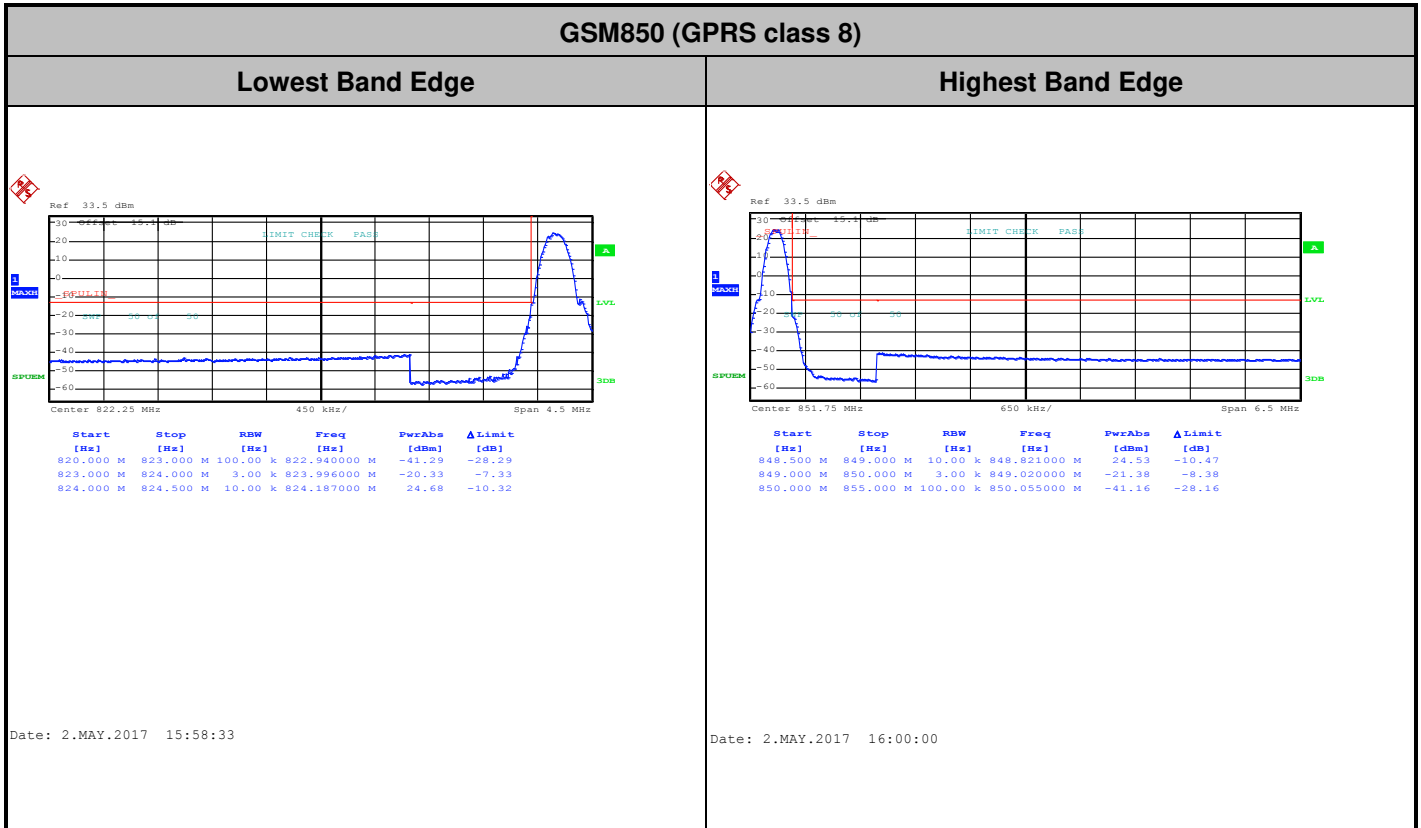








# Conducted Band Edge

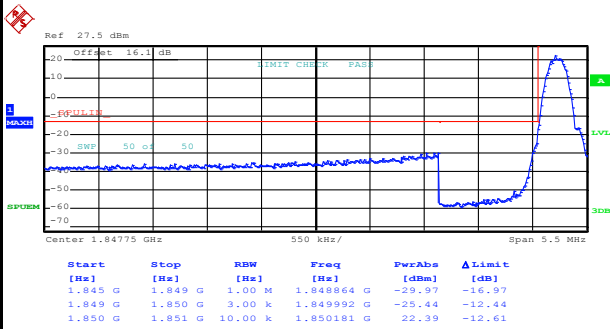




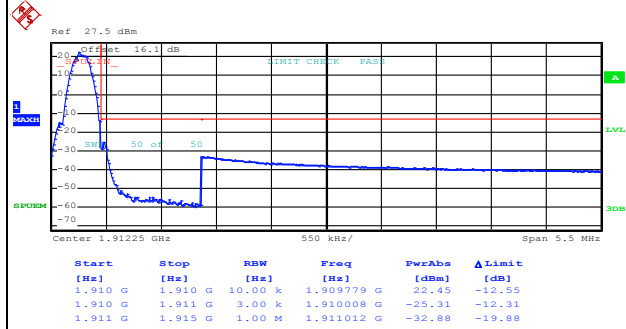
GSM1900 (GPRS class 8)

Lowest Band Edge

Highest Band Edge



Date: 2.MAY.2017 17:04:02

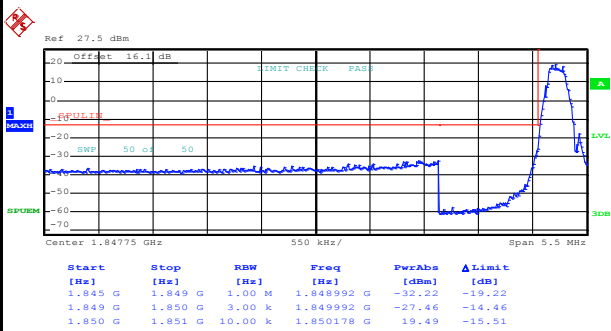


Date: 2.MAY.2017 17:05:29

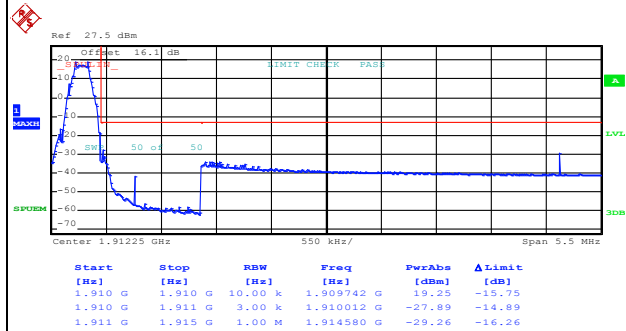
GSM1900 (EDGE class 8)

Lowest Band Edge

Highest Band Edge



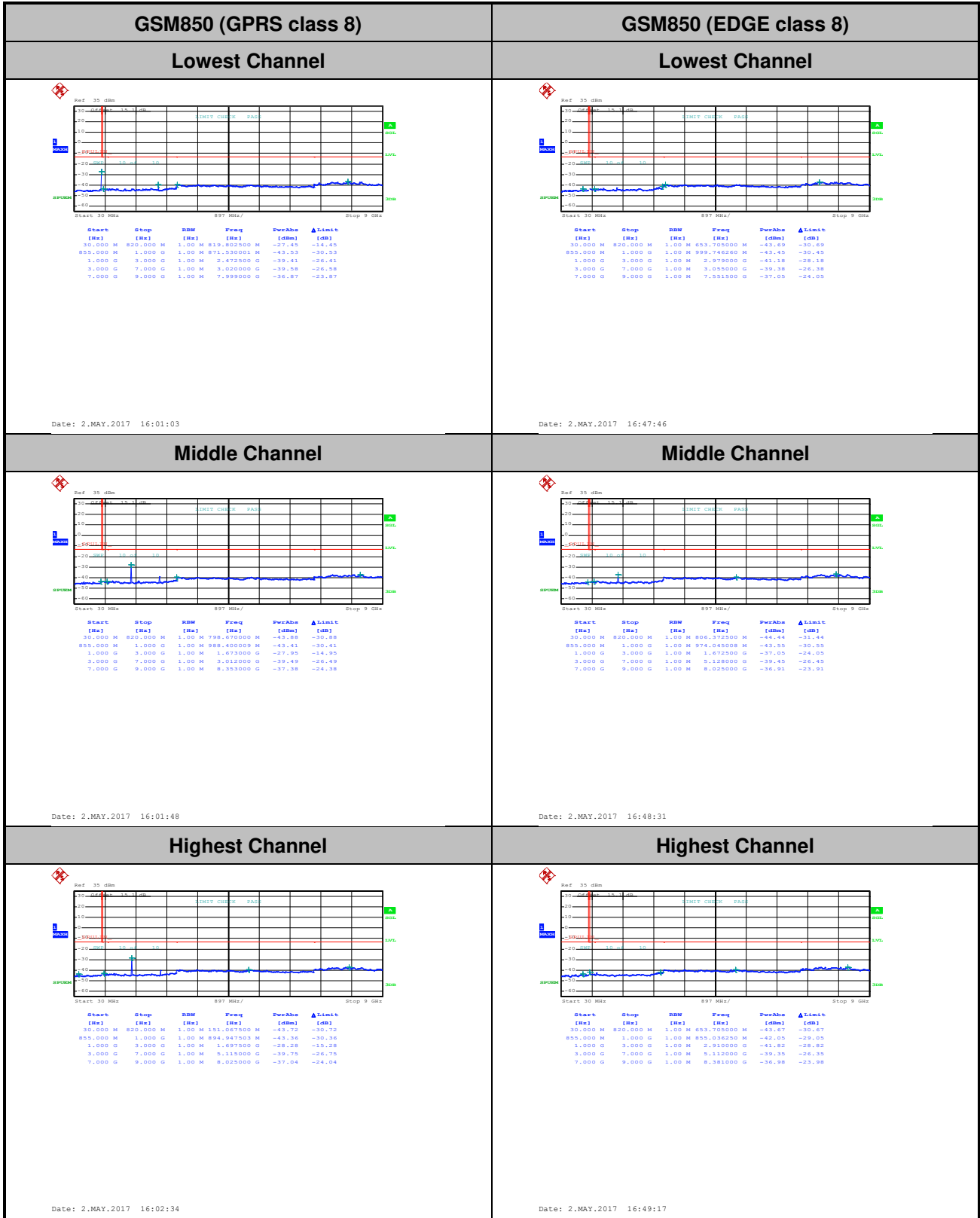
Date: 2.MAY.2017 17:23:16



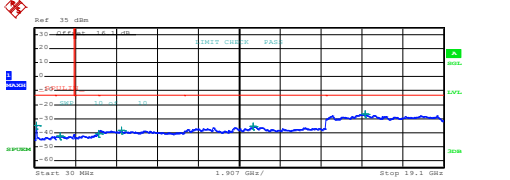
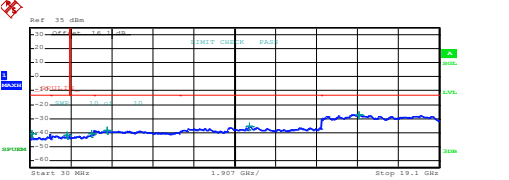
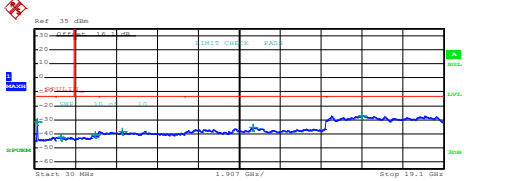
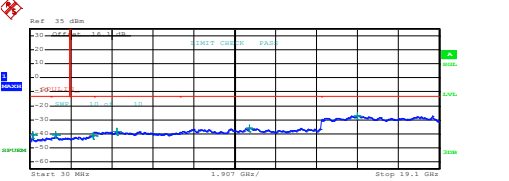
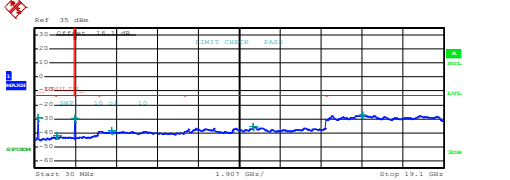
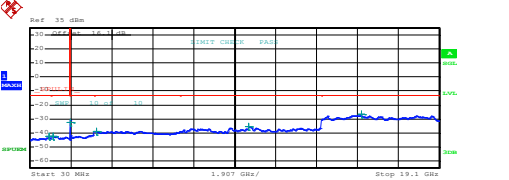
Date: 2.MAY.2017 17:24:44



# Conducted Spurious Emission





GSM1900 (GPRS class 8)	GSM1900 (EDGE class 8)																																																																																				
Lowest Channel	Lowest Channel																																																																																				
 <table border="1" data-bbox="239 571 686 672"> <thead> <tr> <th>Start [Hz]</th> <th>Stop [Hz]</th> <th>RBW [Hz]</th> <th>Freq [Hz]</th> <th>PwrAve [dBm]</th> <th>ΔLimit [dB]</th> </tr> </thead> <tbody> <tr><td>30,000 M</td><td>1,000 G</td><td>1,000 M</td><td>111,905000 M</td><td>-34.98</td><td>-21.88</td></tr> <tr><td>1,000 G</td><td>1,845 G</td><td>1,000 M</td><td>1,229629 G</td><td>-42.24</td><td>-29.24</td></tr> <tr><td>1,845 G</td><td>3,000 G</td><td>1,000 M</td><td>2,098745 G</td><td>-40.74</td><td>-27.74</td></tr> <tr><td>3,000 G</td><td>7,000 G</td><td>1,000 M</td><td>4,057000 G</td><td>-38.63</td><td>-25.63</td></tr> <tr><td>7,000 G</td><td>13,600 G</td><td>1,000 M</td><td>10,210900 G</td><td>-35.69</td><td>-22.69</td></tr> <tr><td>13,600 G</td><td>19,100 G</td><td>1,000 M</td><td>15,439053 G</td><td>-26.96</td><td>-13.96</td></tr> </tbody> </table> <p>Date: 2.MAY.2017 17:06:56</p>	Start [Hz]	Stop [Hz]	RBW [Hz]	Freq [Hz]	PwrAve [dBm]	ΔLimit [dB]	30,000 M	1,000 G	1,000 M	111,905000 M	-34.98	-21.88	1,000 G	1,845 G	1,000 M	1,229629 G	-42.24	-29.24	1,845 G	3,000 G	1,000 M	2,098745 G	-40.74	-27.74	3,000 G	7,000 G	1,000 M	4,057000 G	-38.63	-25.63	7,000 G	13,600 G	1,000 M	10,210900 G	-35.69	-22.69	13,600 G	19,100 G	1,000 M	15,439053 G	-26.96	-13.96	 <table border="1" data-bbox="893 571 1340 672"> <thead> <tr> <th>Start [Hz]</th> <th>Stop [Hz]</th> <th>RBW [Hz]</th> <th>Freq [Hz]</th> <th>PwrAve [dBm]</th> <th>ΔLimit [dB]</th> </tr> </thead> <tbody> <tr><td>30,000 M</td><td>1,000 G</td><td>1,000 M</td><td>111,905000 M</td><td>-40.45</td><td>-27.45</td></tr> <tr><td>1,000 G</td><td>1,845 G</td><td>1,000 M</td><td>1,756698 G</td><td>-42.07</td><td>-29.07</td></tr> <tr><td>1,845 G</td><td>3,000 G</td><td>1,000 M</td><td>2,889500 G</td><td>-40.82</td><td>-27.82</td></tr> <tr><td>3,000 G</td><td>7,000 G</td><td>1,000 M</td><td>3,622000 G</td><td>-38.46</td><td>-25.46</td></tr> <tr><td>7,000 G</td><td>13,600 G</td><td>1,000 M</td><td>10,233175 G</td><td>-35.41</td><td>-22.41</td></tr> <tr><td>13,600 G</td><td>19,100 G</td><td>1,000 M</td><td>15,303438 G</td><td>-27.08</td><td>-14.08</td></tr> </tbody> </table> <p>Date: 2.MAY.2017 17:29:47</p>	Start [Hz]	Stop [Hz]	RBW [Hz]	Freq [Hz]	PwrAve [dBm]	ΔLimit [dB]	30,000 M	1,000 G	1,000 M	111,905000 M	-40.45	-27.45	1,000 G	1,845 G	1,000 M	1,756698 G	-42.07	-29.07	1,845 G	3,000 G	1,000 M	2,889500 G	-40.82	-27.82	3,000 G	7,000 G	1,000 M	3,622000 G	-38.46	-25.46	7,000 G	13,600 G	1,000 M	10,233175 G	-35.41	-22.41	13,600 G	19,100 G	1,000 M	15,303438 G	-27.08	-14.08
Start [Hz]	Stop [Hz]	RBW [Hz]	Freq [Hz]	PwrAve [dBm]	ΔLimit [dB]																																																																																
30,000 M	1,000 G	1,000 M	111,905000 M	-34.98	-21.88																																																																																
1,000 G	1,845 G	1,000 M	1,229629 G	-42.24	-29.24																																																																																
1,845 G	3,000 G	1,000 M	2,098745 G	-40.74	-27.74																																																																																
3,000 G	7,000 G	1,000 M	4,057000 G	-38.63	-25.63																																																																																
7,000 G	13,600 G	1,000 M	10,210900 G	-35.69	-22.69																																																																																
13,600 G	19,100 G	1,000 M	15,439053 G	-26.96	-13.96																																																																																
Start [Hz]	Stop [Hz]	RBW [Hz]	Freq [Hz]	PwrAve [dBm]	ΔLimit [dB]																																																																																
30,000 M	1,000 G	1,000 M	111,905000 M	-40.45	-27.45																																																																																
1,000 G	1,845 G	1,000 M	1,756698 G	-42.07	-29.07																																																																																
1,845 G	3,000 G	1,000 M	2,889500 G	-40.82	-27.82																																																																																
3,000 G	7,000 G	1,000 M	3,622000 G	-38.46	-25.46																																																																																
7,000 G	13,600 G	1,000 M	10,233175 G	-35.41	-22.41																																																																																
13,600 G	19,100 G	1,000 M	15,303438 G	-27.08	-14.08																																																																																
Middle Channel	Middle Channel																																																																																				
 <table border="1" data-bbox="239 1090 686 1191"> <thead> <tr> <th>Start [Hz]</th> <th>Stop [Hz]</th> <th>RBW [Hz]</th> <th>Freq [Hz]</th> <th>PwrAve [dBm]</th> <th>ΔLimit [dB]</th> </tr> </thead> <tbody> <tr><td>30,000 M</td><td>1,000 G</td><td>1,000 M</td><td>141,792500 M</td><td>-31.54</td><td>-18.54</td></tr> <tr><td>1,000 G</td><td>3,845 G</td><td>1,000 M</td><td>1,262000 G</td><td>-42.80</td><td>-29.80</td></tr> <tr><td>1,915 G</td><td>3,000 G</td><td>1,000 M</td><td>2,852711 G</td><td>-40.82</td><td>-27.82</td></tr> <tr><td>3,000 G</td><td>7,000 G</td><td>1,000 M</td><td>4,099000 G</td><td>-38.22</td><td>-25.22</td></tr> <tr><td>7,000 G</td><td>13,600 G</td><td>1,000 M</td><td>10,219350 G</td><td>-35.62</td><td>-22.62</td></tr> <tr><td>13,600 G</td><td>19,100 G</td><td>1,000 M</td><td>15,296750 G</td><td>-27.06</td><td>-14.06</td></tr> </tbody> </table> <p>Date: 2.MAY.2017 17:07:42</p>	Start [Hz]	Stop [Hz]	RBW [Hz]	Freq [Hz]	PwrAve [dBm]	ΔLimit [dB]	30,000 M	1,000 G	1,000 M	141,792500 M	-31.54	-18.54	1,000 G	3,845 G	1,000 M	1,262000 G	-42.80	-29.80	1,915 G	3,000 G	1,000 M	2,852711 G	-40.82	-27.82	3,000 G	7,000 G	1,000 M	4,099000 G	-38.22	-25.22	7,000 G	13,600 G	1,000 M	10,219350 G	-35.62	-22.62	13,600 G	19,100 G	1,000 M	15,296750 G	-27.06	-14.06	 <table border="1" data-bbox="893 1090 1340 1191"> <thead> <tr> <th>Start [Hz]</th> <th>Stop [Hz]</th> <th>RBW [Hz]</th> <th>Freq [Hz]</th> <th>PwrAve [dBm]</th> <th>ΔLimit [dB]</th> </tr> </thead> <tbody> <tr><td>30,000 M</td><td>1,000 G</td><td>1,000 M</td><td>141,550000 M</td><td>-40.51</td><td>-27.51</td></tr> <tr><td>1,000 G</td><td>3,845 G</td><td>1,000 M</td><td>1,226600 G</td><td>-40.45</td><td>-27.45</td></tr> <tr><td>1,915 G</td><td>3,000 G</td><td>1,000 M</td><td>2,949548 G</td><td>-41.46</td><td>-28.46</td></tr> <tr><td>3,000 G</td><td>7,000 G</td><td>1,000 M</td><td>4,097000 G</td><td>-38.41</td><td>-25.41</td></tr> <tr><td>7,000 G</td><td>13,600 G</td><td>1,000 M</td><td>10,235500 G</td><td>-35.90</td><td>-22.90</td></tr> <tr><td>13,600 G</td><td>19,100 G</td><td>1,000 M</td><td>15,305000 G</td><td>-27.40</td><td>-14.40</td></tr> </tbody> </table> <p>Date: 2.MAY.2017 17:30:33</p>	Start [Hz]	Stop [Hz]	RBW [Hz]	Freq [Hz]	PwrAve [dBm]	ΔLimit [dB]	30,000 M	1,000 G	1,000 M	141,550000 M	-40.51	-27.51	1,000 G	3,845 G	1,000 M	1,226600 G	-40.45	-27.45	1,915 G	3,000 G	1,000 M	2,949548 G	-41.46	-28.46	3,000 G	7,000 G	1,000 M	4,097000 G	-38.41	-25.41	7,000 G	13,600 G	1,000 M	10,235500 G	-35.90	-22.90	13,600 G	19,100 G	1,000 M	15,305000 G	-27.40	-14.40
Start [Hz]	Stop [Hz]	RBW [Hz]	Freq [Hz]	PwrAve [dBm]	ΔLimit [dB]																																																																																
30,000 M	1,000 G	1,000 M	141,792500 M	-31.54	-18.54																																																																																
1,000 G	3,845 G	1,000 M	1,262000 G	-42.80	-29.80																																																																																
1,915 G	3,000 G	1,000 M	2,852711 G	-40.82	-27.82																																																																																
3,000 G	7,000 G	1,000 M	4,099000 G	-38.22	-25.22																																																																																
7,000 G	13,600 G	1,000 M	10,219350 G	-35.62	-22.62																																																																																
13,600 G	19,100 G	1,000 M	15,296750 G	-27.06	-14.06																																																																																
Start [Hz]	Stop [Hz]	RBW [Hz]	Freq [Hz]	PwrAve [dBm]	ΔLimit [dB]																																																																																
30,000 M	1,000 G	1,000 M	141,550000 M	-40.51	-27.51																																																																																
1,000 G	3,845 G	1,000 M	1,226600 G	-40.45	-27.45																																																																																
1,915 G	3,000 G	1,000 M	2,949548 G	-41.46	-28.46																																																																																
3,000 G	7,000 G	1,000 M	4,097000 G	-38.41	-25.41																																																																																
7,000 G	13,600 G	1,000 M	10,235500 G	-35.90	-22.90																																																																																
13,600 G	19,100 G	1,000 M	15,305000 G	-27.40	-14.40																																																																																
Highest Channel	Highest Channel																																																																																				
 <table border="1" data-bbox="239 1610 686 1711"> <thead> <tr> <th>Start [Hz]</th> <th>Stop [Hz]</th> <th>RBW [Hz]</th> <th>Freq [Hz]</th> <th>PwrAve [dBm]</th> <th>ΔLimit [dB]</th> </tr> </thead> <tbody> <tr><td>30,000 M</td><td>1,000 G</td><td>1,000 M</td><td>171,605000 M</td><td>-28.96</td><td>-16.96</td></tr> <tr><td>1,000 G</td><td>1,845 G</td><td>1,000 M</td><td>1,042250 G</td><td>-43.96</td><td>-29.96</td></tr> <tr><td>1,845 G</td><td>3,000 G</td><td>1,000 M</td><td>1,932071 G</td><td>-39.42</td><td>-26.42</td></tr> <tr><td>3,000 G</td><td>7,000 G</td><td>1,000 M</td><td>3,608000 G</td><td>-38.41</td><td>-25.41</td></tr> <tr><td>7,000 G</td><td>13,600 G</td><td>1,000 M</td><td>10,229050 G</td><td>-35.42</td><td>-22.42</td></tr> <tr><td>13,600 G</td><td>19,100 G</td><td>1,000 M</td><td>15,319437 G</td><td>-27.96</td><td>-14.96</td></tr> </tbody> </table> <p>Date: 2.MAY.2017 17:08:28</p>	Start [Hz]	Stop [Hz]	RBW [Hz]	Freq [Hz]	PwrAve [dBm]	ΔLimit [dB]	30,000 M	1,000 G	1,000 M	171,605000 M	-28.96	-16.96	1,000 G	1,845 G	1,000 M	1,042250 G	-43.96	-29.96	1,845 G	3,000 G	1,000 M	1,932071 G	-39.42	-26.42	3,000 G	7,000 G	1,000 M	3,608000 G	-38.41	-25.41	7,000 G	13,600 G	1,000 M	10,229050 G	-35.42	-22.42	13,600 G	19,100 G	1,000 M	15,319437 G	-27.96	-14.96	 <table border="1" data-bbox="893 1610 1340 1711"> <thead> <tr> <th>Start [Hz]</th> <th>Stop [Hz]</th> <th>RBW [Hz]</th> <th>Freq [Hz]</th> <th>PwrAve [dBm]</th> <th>ΔLimit [dB]</th> </tr> </thead> <tbody> <tr><td>30,000 M</td><td>1,000 G</td><td>1,000 M</td><td>895,867500 M</td><td>-42.74</td><td>-29.74</td></tr> <tr><td>1,000 G</td><td>1,845 G</td><td>1,000 M</td><td>1,096753 G</td><td>-42.36</td><td>-29.36</td></tr> <tr><td>1,845 G</td><td>3,000 G</td><td>1,000 M</td><td>1,932071 G</td><td>-39.77</td><td>-26.77</td></tr> <tr><td>3,000 G</td><td>7,000 G</td><td>1,000 M</td><td>3,118000 G</td><td>-38.79</td><td>-25.79</td></tr> <tr><td>7,000 G</td><td>13,600 G</td><td>1,000 M</td><td>10,207600 G</td><td>-35.67</td><td>-22.67</td></tr> <tr><td>13,600 G</td><td>19,100 G</td><td>1,000 M</td><td>15,462438 G</td><td>-26.92</td><td>-13.92</td></tr> </tbody> </table> <p>Date: 2.MAY.2017 17:31:19</p>	Start [Hz]	Stop [Hz]	RBW [Hz]	Freq [Hz]	PwrAve [dBm]	ΔLimit [dB]	30,000 M	1,000 G	1,000 M	895,867500 M	-42.74	-29.74	1,000 G	1,845 G	1,000 M	1,096753 G	-42.36	-29.36	1,845 G	3,000 G	1,000 M	1,932071 G	-39.77	-26.77	3,000 G	7,000 G	1,000 M	3,118000 G	-38.79	-25.79	7,000 G	13,600 G	1,000 M	10,207600 G	-35.67	-22.67	13,600 G	19,100 G	1,000 M	15,462438 G	-26.92	-13.92
Start [Hz]	Stop [Hz]	RBW [Hz]	Freq [Hz]	PwrAve [dBm]	ΔLimit [dB]																																																																																
30,000 M	1,000 G	1,000 M	171,605000 M	-28.96	-16.96																																																																																
1,000 G	1,845 G	1,000 M	1,042250 G	-43.96	-29.96																																																																																
1,845 G	3,000 G	1,000 M	1,932071 G	-39.42	-26.42																																																																																
3,000 G	7,000 G	1,000 M	3,608000 G	-38.41	-25.41																																																																																
7,000 G	13,600 G	1,000 M	10,229050 G	-35.42	-22.42																																																																																
13,600 G	19,100 G	1,000 M	15,319437 G	-27.96	-14.96																																																																																
Start [Hz]	Stop [Hz]	RBW [Hz]	Freq [Hz]	PwrAve [dBm]	ΔLimit [dB]																																																																																
30,000 M	1,000 G	1,000 M	895,867500 M	-42.74	-29.74																																																																																
1,000 G	1,845 G	1,000 M	1,096753 G	-42.36	-29.36																																																																																
1,845 G	3,000 G	1,000 M	1,932071 G	-39.77	-26.77																																																																																
3,000 G	7,000 G	1,000 M	3,118000 G	-38.79	-25.79																																																																																
7,000 G	13,600 G	1,000 M	10,207600 G	-35.67	-22.67																																																																																
13,600 G	19,100 G	1,000 M	15,462438 G	-26.92	-13.92																																																																																



**Frequency Stability**

Test Conditions	Middle Channel	GSM850 (GPRS class 8)	GSM850 (EDGE class 8)	Limit 2.5ppm
Temperature (°C)	Voltage (Volt)	Deviation (ppm)		Result
50	Normal Voltage	0.0048	0.0024	PASS
40	Normal Voltage	0.0012	0.0012	
30	Normal Voltage	0.0036	0.0024	
20(Ref.)	Normal Voltage	0.0000	0.0000	
10	Normal Voltage	0.0024	0.0012	
0	Normal Voltage	0.0048	0.0060	
-10	Normal Voltage	0.0036	0.0084	
-20	Normal Voltage	0.0060	0.0060	
-30	Normal Voltage	0.0048	0.0108	
20	Maximum Voltage	0.0036	0.0036	
20	Normal Voltage	0.0000	0.0000	
20	Battery End Point	0.0024	0.0060	

Test Conditions	Middle Channel	GSM1900 (GPRS class 8)	GSM1900 (EDGE class 8)	Limit Note 2.
Temperature (°C)	Voltage (Volt)	Deviation (ppm)		Result
50	Normal Voltage	0.0011	0.0064	PASS
40	Normal Voltage	0.0016	0.0005	
30	Normal Voltage	0.0032	0.0016	
20(Ref.)	Normal Voltage	0.0000	0.0000	
10	Normal Voltage	0.0144	0.0021	
0	Normal Voltage	0.0170	0.0043	
-10	Normal Voltage	0.0181	0.0080	
-20	Normal Voltage	0.0149	0.0085	
-30	Normal Voltage	0.0165	0.0096	
20	Maximum Voltage	0.0037	0.0011	
20	Normal Voltage	0.0000	0.0000	
20	Battery End Point	0.0011	0.0016	

**Note:**

1. Normal Voltage = 3.8V. ; Battery End Point (BEP) = 3.4 V. ; Maximum Voltage =4.35 V
2. The frequency fundamental emissions stay within the authorized frequency block.



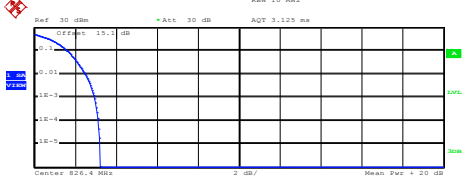
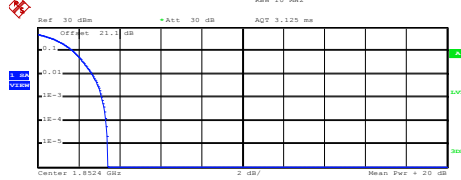
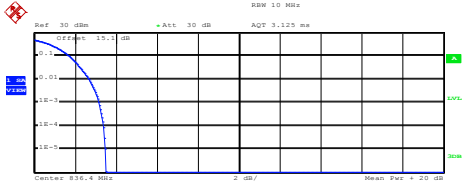
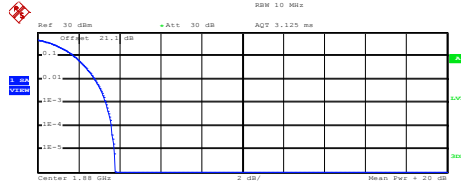

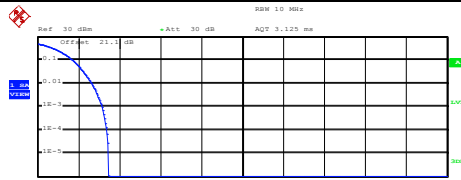
### A3. WCDMA

#### Peak-to-Average Ratio

Mode	WCDMA Band V	WCDMA Band II	WCDMA Band IV	Limit: 13dB
Mod.	RMC 12.2Kbps	RMC 12.2Kbps	RMC 12.2Kbps	Result
Lowest CH	2.96	3.12	3.24	<b>PASS</b>
Middle CH	3.16	3.32	3.36	
Highest CH	3.16	3.16	3.36	



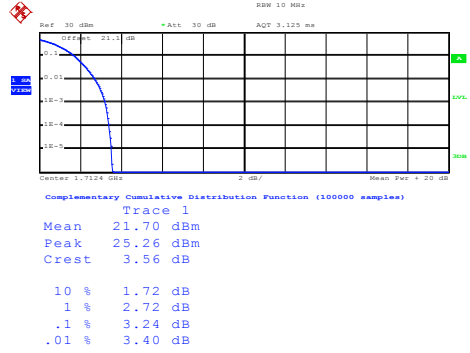


WCDMA Band V (RMC 12.2Kbps)	WCDMA Band II (RMC 12.2Kbps)																
<p style="text-align: center;"><b>Lowest Channel</b></p>  <p>Center 826.4 MHz      2 dB/      Mean Pwr + 20 dB</p> <p>Complementary Cumulative Distribution Function (100000 samples) Trace 1 Mean 22.22 dBm Peak 25.45 dBm Crest 3.23 dB</p> <table border="1"> <tr><td>10 %</td><td>1.64 dB</td></tr> <tr><td>1 %</td><td>2.52 dB</td></tr> <tr><td>.1 %</td><td>2.96 dB</td></tr> <tr><td>.01 %</td><td>3.12 dB</td></tr> </table> <p>Date: 3.MAY.2017 09:07:43</p>	10 %	1.64 dB	1 %	2.52 dB	.1 %	2.96 dB	.01 %	3.12 dB	<p style="text-align: center;"><b>Lowest Channel</b></p>  <p>Center 1.8524 GHz      2 dB/      Mean Pwr + 20 dB</p> <p>Complementary Cumulative Distribution Function (100000 samples) Trace 1 Mean 21.55 dBm Peak 24.98 dBm Crest 3.43 dB</p> <table border="1"> <tr><td>10 %</td><td>1.72 dB</td></tr> <tr><td>1 %</td><td>2.64 dB</td></tr> <tr><td>.1 %</td><td>3.12 dB</td></tr> <tr><td>.01 %</td><td>3.32 dB</td></tr> </table> <p>Date: 3.MAY.2017 10:20:45</p>	10 %	1.72 dB	1 %	2.64 dB	.1 %	3.12 dB	.01 %	3.32 dB
10 %	1.64 dB																
1 %	2.52 dB																
.1 %	2.96 dB																
.01 %	3.12 dB																
10 %	1.72 dB																
1 %	2.64 dB																
.1 %	3.12 dB																
.01 %	3.32 dB																
<p style="text-align: center;"><b>Middle Channel</b></p>  <p>Center 830.4 MHz      2 dB/      Mean Pwr + 20 dB</p> <p>Complementary Cumulative Distribution Function (100000 samples) Trace 1 Mean 22.22 dBm Peak 25.73 dBm Crest 3.51 dB</p> <table border="1"> <tr><td>10 %</td><td>1.72 dB</td></tr> <tr><td>1 %</td><td>2.68 dB</td></tr> <tr><td>.1 %</td><td>3.16 dB</td></tr> <tr><td>.01 %</td><td>3.40 dB</td></tr> </table> <p>Date: 3.MAY.2017 09:07:52</p>	10 %	1.72 dB	1 %	2.68 dB	.1 %	3.16 dB	.01 %	3.40 dB	<p style="text-align: center;"><b>Middle Channel</b></p>  <p>Center 1.88 GHz      2 dB/      Mean Pwr + 20 dB</p> <p>Complementary Cumulative Distribution Function (100000 samples) Trace 1 Mean 21.35 dBm Peak 25.12 dBm Crest 3.78 dB</p> <table border="1"> <tr><td>10 %</td><td>1.80 dB</td></tr> <tr><td>1 %</td><td>2.80 dB</td></tr> <tr><td>.1 %</td><td>3.32 dB</td></tr> <tr><td>.01 %</td><td>3.60 dB</td></tr> </table> <p>Date: 3.MAY.2017 10:20:54</p>	10 %	1.80 dB	1 %	2.80 dB	.1 %	3.32 dB	.01 %	3.60 dB
10 %	1.72 dB																
1 %	2.68 dB																
.1 %	3.16 dB																
.01 %	3.40 dB																
10 %	1.80 dB																
1 %	2.80 dB																
.1 %	3.32 dB																
.01 %	3.60 dB																
<p style="text-align: center;"><b>Highest Channel</b></p>  <p>Center 846.6 MHz      2 dB/      Mean Pwr + 20 dB</p> <p>Complementary Cumulative Distribution Function (100000 samples) Trace 1 Mean 22.01 dBm Peak 25.52 dBm Crest 3.51 dB</p> <table border="1"> <tr><td>10 %</td><td>1.72 dB</td></tr> <tr><td>1 %</td><td>2.68 dB</td></tr> <tr><td>.1 %</td><td>3.16 dB</td></tr> <tr><td>.01 %</td><td>3.40 dB</td></tr> </table> <p>Date: 3.MAY.2017 09:08:00</p>	10 %	1.72 dB	1 %	2.68 dB	.1 %	3.16 dB	.01 %	3.40 dB	<p style="text-align: center;"><b>Highest Channel</b></p>  <p>Center 1.9076 GHz      2 dB/      Mean Pwr + 20 dB</p> <p>Complementary Cumulative Distribution Function (100000 samples) Trace 1 Mean 21.31 dBm Peak 24.77 dBm Crest 3.46 dB</p> <table border="1"> <tr><td>10 %</td><td>1.72 dB</td></tr> <tr><td>1 %</td><td>2.64 dB</td></tr> <tr><td>.1 %</td><td>3.16 dB</td></tr> <tr><td>.01 %</td><td>3.36 dB</td></tr> </table> <p>Date: 3.MAY.2017 10:21:03</p>	10 %	1.72 dB	1 %	2.64 dB	.1 %	3.16 dB	.01 %	3.36 dB
10 %	1.72 dB																
1 %	2.68 dB																
.1 %	3.16 dB																
.01 %	3.40 dB																
10 %	1.72 dB																
1 %	2.64 dB																
.1 %	3.16 dB																
.01 %	3.36 dB																



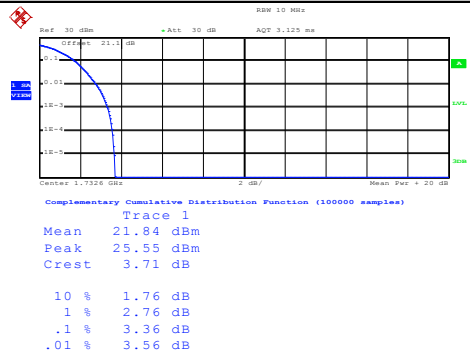
WCDMA Band IV (RMC 12.2Kbps)

Lowest Channel



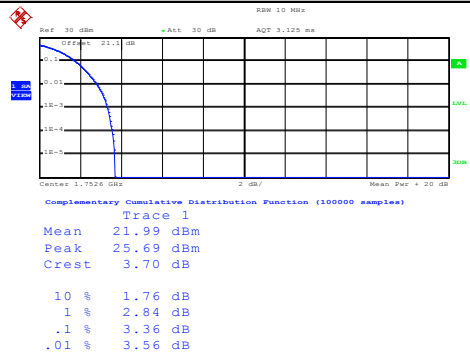
Date: 3.MAY.2017 10:32:44

Middle Channel



Date: 3.MAY.2017 10:32:53

Highest Channel



Date: 3.MAY.2017 10:33:02



**26dB Bandwidth**

Mode	WCDMA Band V	WCDMA Band II	WCDMA Band IV
Mod.	RMC 12.2Kbps	RMC 12.2Kbps	RMC 12.2Kbps
Lowest CH	4.69	4.68	4.69
Middle CH	4.72	4.68	4.68
Highest CH	4.69	4.70	4.69

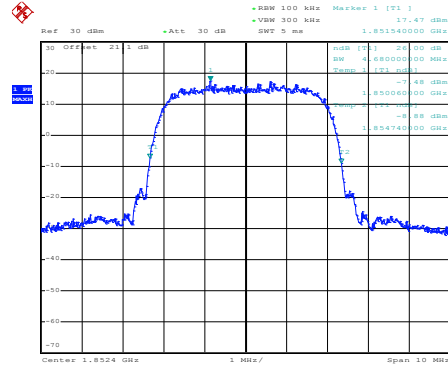
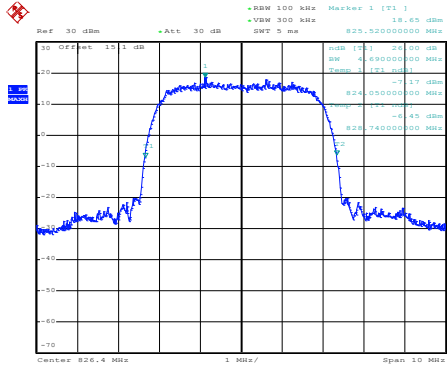


WCDMA Band V (RMC 12.2Kbps)

WCDMA Band II (RMC 12.2Kbps)

Lowest Channel

Lowest Channel

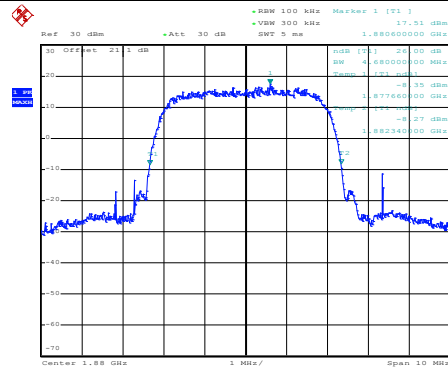
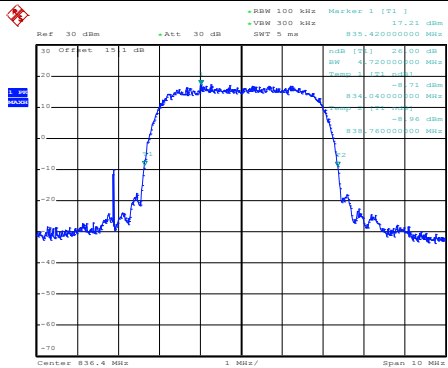


Date: 3.MAY.2017 08:56:13

Date: 3.MAY.2017 10:09:55

Middle Channel

Middle Channel

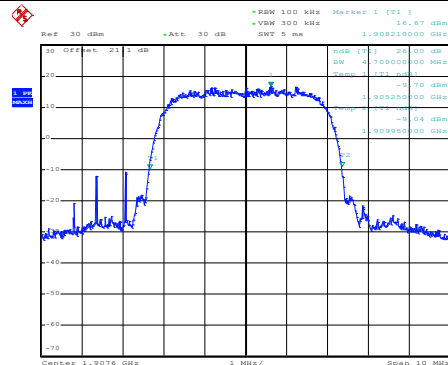
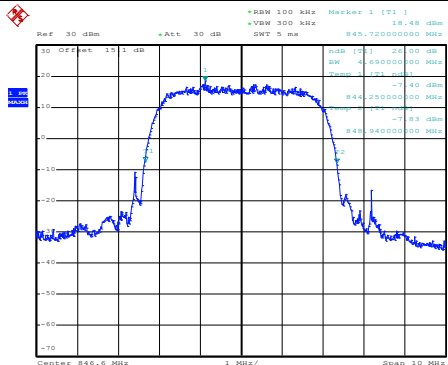


Date: 3.MAY.2017 08:56:41

Date: 3.MAY.2017 10:10:23

Highest Channel

Highest Channel



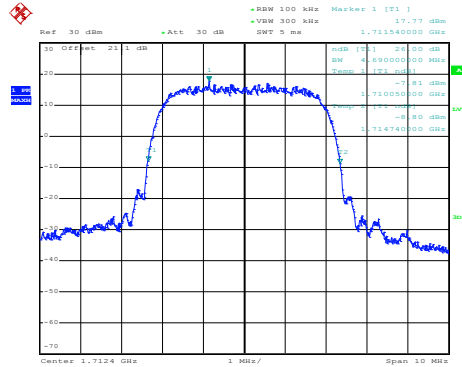
Date: 3.MAY.2017 08:57:09

Date: 3.MAY.2017 10:10:51



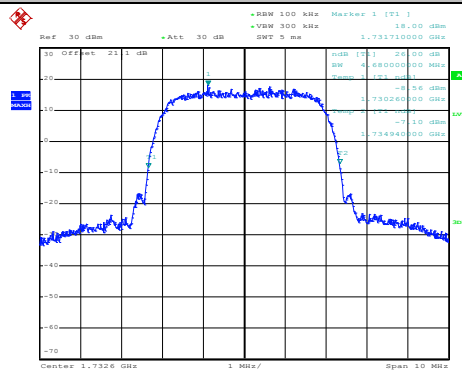
### WCDMA Band IV (RMC 12.2Kbps)

#### Lowest Channel



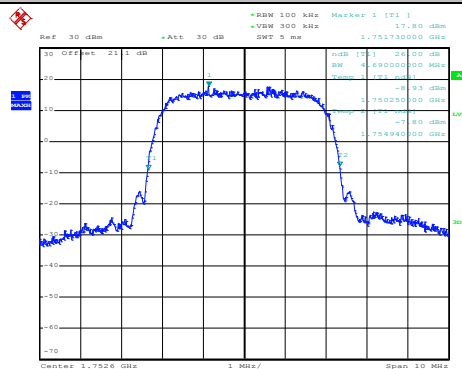
Date: 3.MAY.2017 10:21:54

#### Middle Channel



Date: 3.MAY.2017 10:22:22

#### Highest Channel

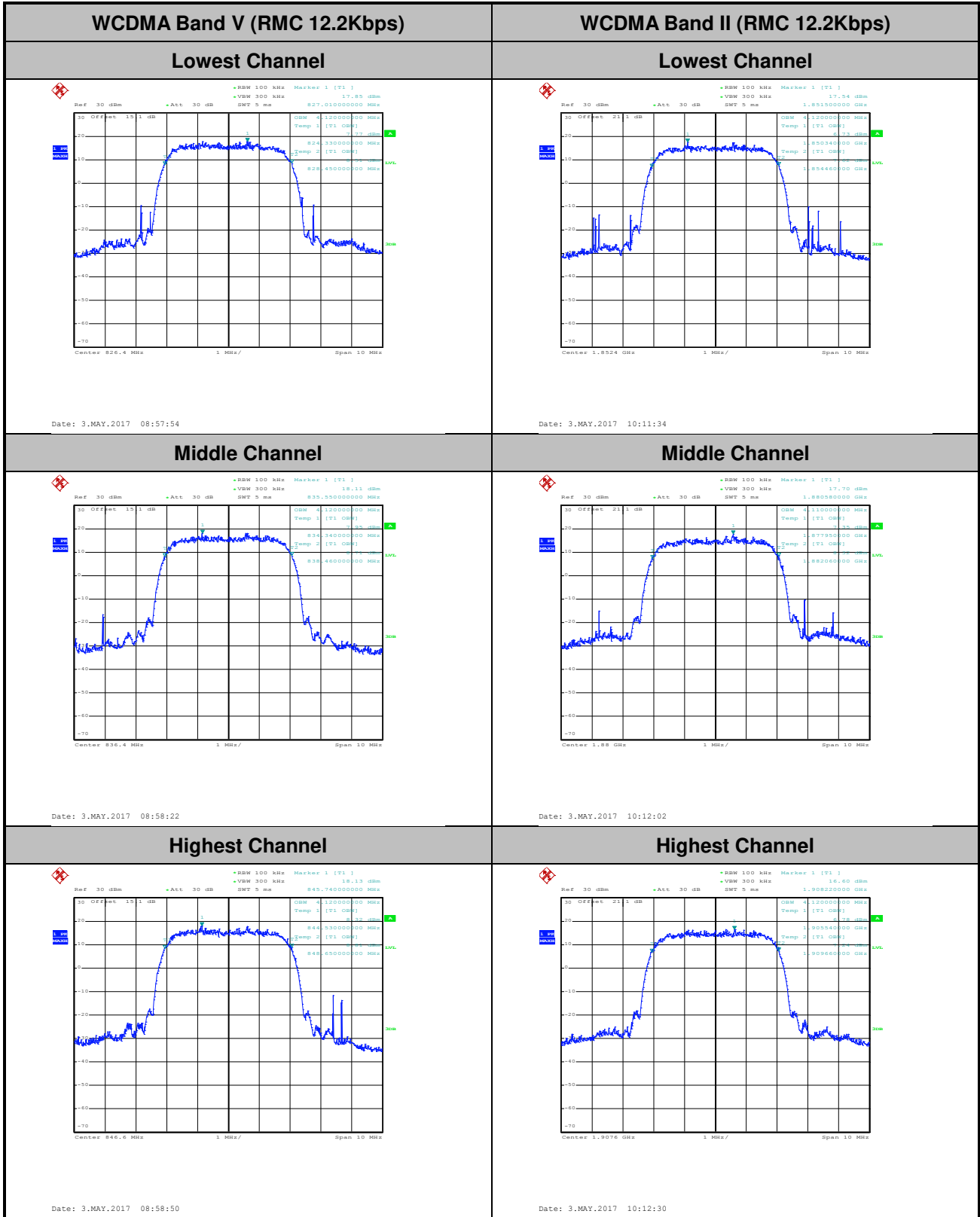


Date: 3.MAY.2017 10:22:50



**Occupied Bandwidth**

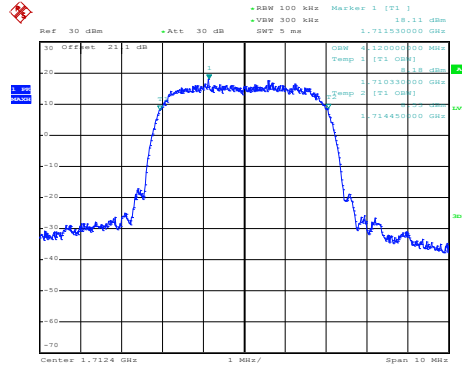
Mode	WCDMA Band V	WCDMA Band II	WCDMA Band IV
Mod.	RMC 12.2Kbps	RMC 12.2Kbps	RMC 12.2Kbps
Lowest CH	4.12	4.12	4.12
Middle CH	4.12	4.11	4.11
Highest CH	4.12	4.12	4.12





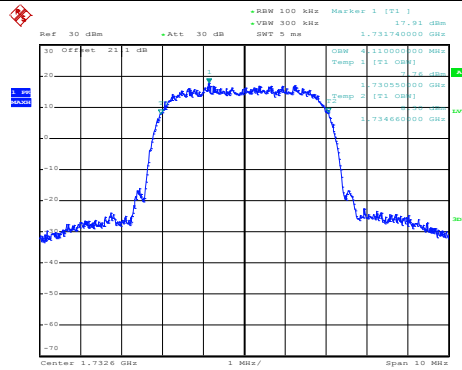
### WCDMA Band IV (RMC 12.2Kbps)

#### Lowest Channel



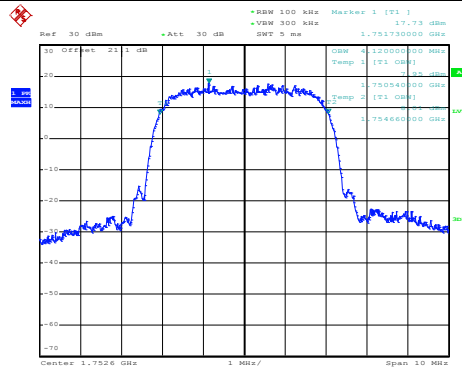
Date: 3.MAY.2017 10:23:24

#### Middle Channel



Date: 3.MAY.2017 10:23:52

#### Highest Channel



Date: 3.MAY.2017 10:24:20

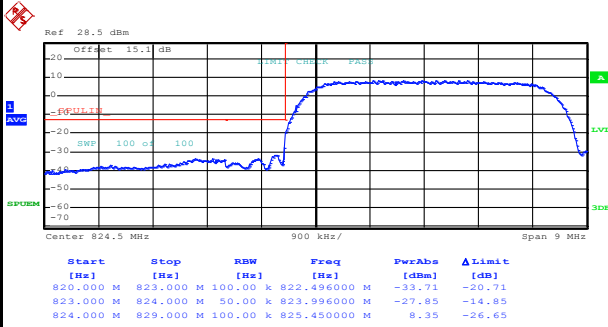




# Conducted Band Edge

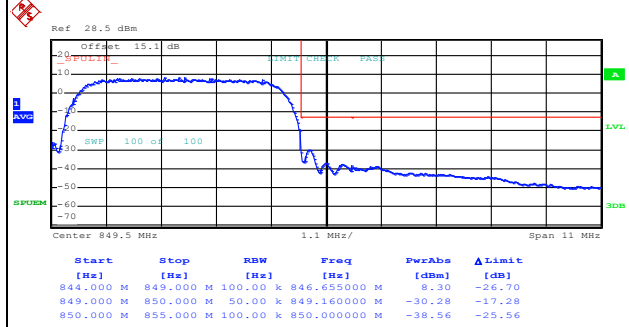
## WCDMA Band V (RMC 12.2Kbps)

### Lowest Band Edge



Date: 3.MAY.2017 09:01:46

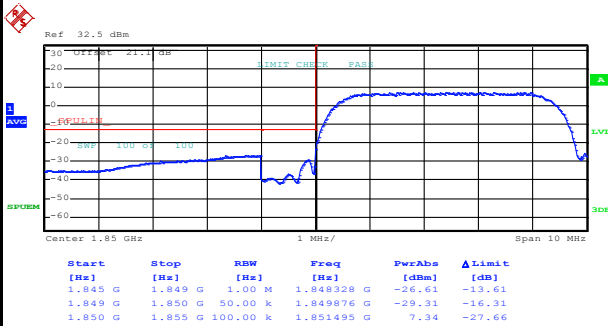
### Highest Band Edge



Date: 3.MAY.2017 09:04:27

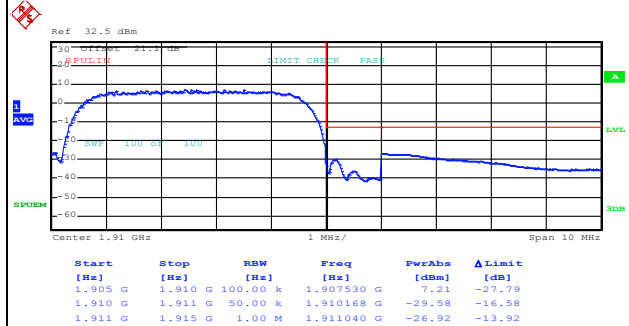
## WCDMA Band II (RMC 12.2Kbps)

### Lowest Band Edge



Date: 3.MAY.2017 10:15:21

### Highest Band Edge



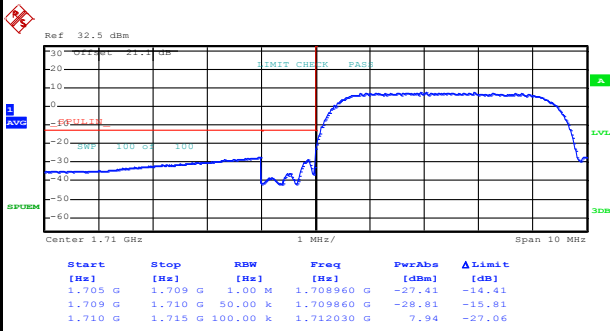
Date: 3.MAY.2017 10:18:03



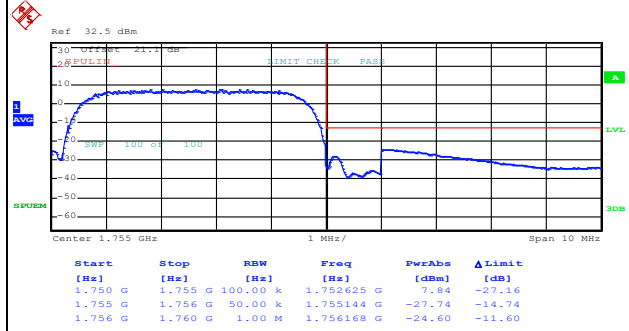
WCDMA Band IV (RMC 12.2Kbps)

Lowest Band Edge

Highest Band Edge



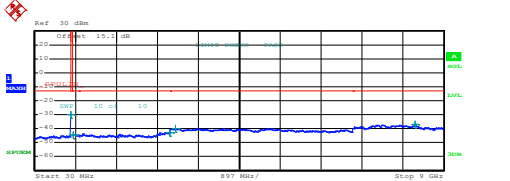
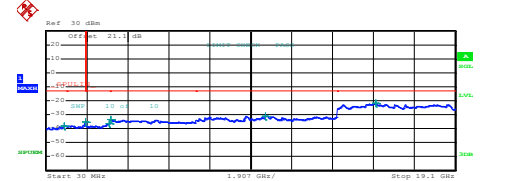
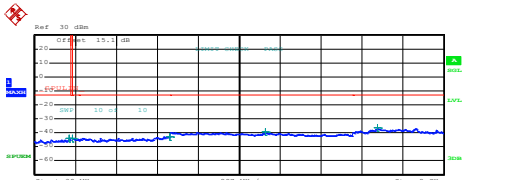
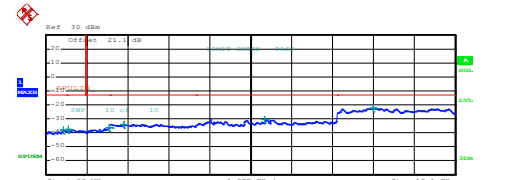
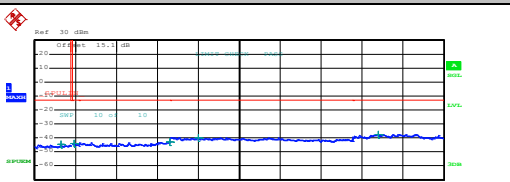
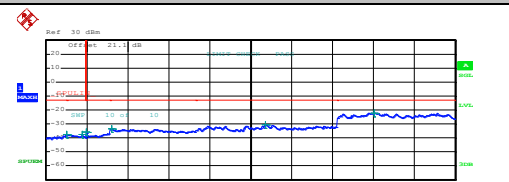
Date: 3.MAY.2017 10:27:05



Date: 3.MAY.2017 10:29:46



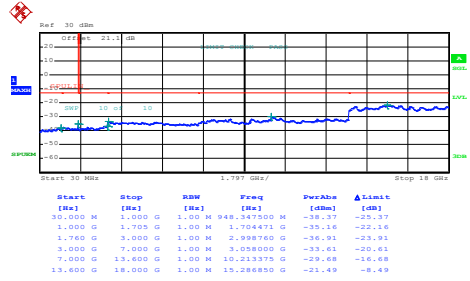
# Conducted Spurious Emission

WCDMA Band V (RMC 12.2Kbps)	WCDMA Band II (RMC 12.2Kbps)																																																																														
Lowest Channel	Lowest Channel																																																																														
 <table border="1" data-bbox="239 660 766 739"> <thead> <tr> <th>Start [Hz]</th> <th>Stop [Hz]</th> <th>RBW [Hz]</th> <th>Freq [Hz]</th> <th>PwrAbs [dBm]</th> <th>ΔLimit [dB]</th> </tr> </thead> <tbody> <tr> <td>30,000 M</td> <td>820,000 M</td> <td>1,000 M</td> <td>810,012500 M</td> <td>-29.93</td> <td>-24.93</td> </tr> <tr> <td>835,000 M</td> <td>1,000 G</td> <td>1,000 M</td> <td>865,295001 M</td> <td>-44.33</td> <td>-31.33</td> </tr> <tr> <td>1,000 G</td> <td>3,000 G</td> <td>1,000 M</td> <td>2,994500 G</td> <td>-42.77</td> <td>-29.77</td> </tr> <tr> <td>3,000 G</td> <td>7,000 G</td> <td>1,000 M</td> <td>3,109000 G</td> <td>-39.80</td> <td>-26.80</td> </tr> <tr> <td>7,000 G</td> <td>9,000 G</td> <td>1,000 M</td> <td>8,368000 G</td> <td>-37.16</td> <td>-24.16</td> </tr> </tbody> </table> <p>Date: 3.MAY.2017 09:05:40</p>	Start [Hz]	Stop [Hz]	RBW [Hz]	Freq [Hz]	PwrAbs [dBm]	ΔLimit [dB]	30,000 M	820,000 M	1,000 M	810,012500 M	-29.93	-24.93	835,000 M	1,000 G	1,000 M	865,295001 M	-44.33	-31.33	1,000 G	3,000 G	1,000 M	2,994500 G	-42.77	-29.77	3,000 G	7,000 G	1,000 M	3,109000 G	-39.80	-26.80	7,000 G	9,000 G	1,000 M	8,368000 G	-37.16	-24.16	 <table border="1" data-bbox="877 660 1404 739"> <thead> <tr> <th>Start [Hz]</th> <th>Stop [Hz]</th> <th>RBW [Hz]</th> <th>Freq [Hz]</th> <th>PwrAbs [dBm]</th> <th>ΔLimit [dB]</th> </tr> </thead> <tbody> <tr> <td>30,000 M</td> <td>1,000 G</td> <td>1,000 M</td> <td>868,807500 M</td> <td>-37.90</td> <td>-24.90</td> </tr> <tr> <td>1,000 G</td> <td>3,000 G</td> <td>1,000 M</td> <td>3,042676 G</td> <td>-35.43</td> <td>-22.43</td> </tr> <tr> <td>3,000 G</td> <td>7,000 G</td> <td>1,000 M</td> <td>2,995078 G</td> <td>-36.57</td> <td>-23.57</td> </tr> <tr> <td>7,000 G</td> <td>13,600 G</td> <td>1,000 M</td> <td>10,249675 G</td> <td>-30.93</td> <td>-17.93</td> </tr> <tr> <td>13,600 G</td> <td>19,100 G</td> <td>1,000 M</td> <td>15,384063 G</td> <td>-22.01</td> <td>-9.01</td> </tr> </tbody> </table> <p>Date: 3.MAY.2017 10:19:01</p>	Start [Hz]	Stop [Hz]	RBW [Hz]	Freq [Hz]	PwrAbs [dBm]	ΔLimit [dB]	30,000 M	1,000 G	1,000 M	868,807500 M	-37.90	-24.90	1,000 G	3,000 G	1,000 M	3,042676 G	-35.43	-22.43	3,000 G	7,000 G	1,000 M	2,995078 G	-36.57	-23.57	7,000 G	13,600 G	1,000 M	10,249675 G	-30.93	-17.93	13,600 G	19,100 G	1,000 M	15,384063 G	-22.01	-9.01						
Start [Hz]	Stop [Hz]	RBW [Hz]	Freq [Hz]	PwrAbs [dBm]	ΔLimit [dB]																																																																										
30,000 M	820,000 M	1,000 M	810,012500 M	-29.93	-24.93																																																																										
835,000 M	1,000 G	1,000 M	865,295001 M	-44.33	-31.33																																																																										
1,000 G	3,000 G	1,000 M	2,994500 G	-42.77	-29.77																																																																										
3,000 G	7,000 G	1,000 M	3,109000 G	-39.80	-26.80																																																																										
7,000 G	9,000 G	1,000 M	8,368000 G	-37.16	-24.16																																																																										
Start [Hz]	Stop [Hz]	RBW [Hz]	Freq [Hz]	PwrAbs [dBm]	ΔLimit [dB]																																																																										
30,000 M	1,000 G	1,000 M	868,807500 M	-37.90	-24.90																																																																										
1,000 G	3,000 G	1,000 M	3,042676 G	-35.43	-22.43																																																																										
3,000 G	7,000 G	1,000 M	2,995078 G	-36.57	-23.57																																																																										
7,000 G	13,600 G	1,000 M	10,249675 G	-30.93	-17.93																																																																										
13,600 G	19,100 G	1,000 M	15,384063 G	-22.01	-9.01																																																																										
Middle Channel	Middle Channel																																																																														
 <table border="1" data-bbox="239 1176 766 1254"> <thead> <tr> <th>Start [Hz]</th> <th>Stop [Hz]</th> <th>RBW [Hz]</th> <th>Freq [Hz]</th> <th>PwrAbs [dBm]</th> <th>ΔLimit [dB]</th> </tr> </thead> <tbody> <tr> <td>30,000 M</td> <td>820,000 M</td> <td>1,000 M</td> <td>782,080000 M</td> <td>-44.02</td> <td>-31.02</td> </tr> <tr> <td>835,000 M</td> <td>1,000 G</td> <td>1,000 M</td> <td>827,392000 M</td> <td>-46.14</td> <td>-33.14</td> </tr> <tr> <td>1,000 G</td> <td>3,000 G</td> <td>1,000 M</td> <td>2,994500 G</td> <td>-42.53</td> <td>-29.53</td> </tr> <tr> <td>3,000 G</td> <td>7,000 G</td> <td>1,000 M</td> <td>3,093000 G</td> <td>-39.54</td> <td>-26.54</td> </tr> <tr> <td>7,000 G</td> <td>9,000 G</td> <td>1,000 M</td> <td>7,354000 G</td> <td>-36.59</td> <td>-23.59</td> </tr> </tbody> </table> <p>Date: 3.MAY.2017 09:06:25</p>	Start [Hz]	Stop [Hz]	RBW [Hz]	Freq [Hz]	PwrAbs [dBm]	ΔLimit [dB]	30,000 M	820,000 M	1,000 M	782,080000 M	-44.02	-31.02	835,000 M	1,000 G	1,000 M	827,392000 M	-46.14	-33.14	1,000 G	3,000 G	1,000 M	2,994500 G	-42.53	-29.53	3,000 G	7,000 G	1,000 M	3,093000 G	-39.54	-26.54	7,000 G	9,000 G	1,000 M	7,354000 G	-36.59	-23.59	 <table border="1" data-bbox="877 1176 1404 1254"> <thead> <tr> <th>Start [Hz]</th> <th>Stop [Hz]</th> <th>RBW [Hz]</th> <th>Freq [Hz]</th> <th>PwrAbs [dBm]</th> <th>ΔLimit [dB]</th> </tr> </thead> <tbody> <tr> <td>30,000 M</td> <td>1,000 G</td> <td>1,000 M</td> <td>819,822500 M</td> <td>-38.23</td> <td>-25.23</td> </tr> <tr> <td>1,000 G</td> <td>3,000 G</td> <td>1,000 M</td> <td>3,008640 G</td> <td>-37.53</td> <td>-24.53</td> </tr> <tr> <td>3,000 G</td> <td>7,000 G</td> <td>1,000 M</td> <td>2,971519 G</td> <td>-36.48</td> <td>-23.48</td> </tr> <tr> <td>7,000 G</td> <td>13,600 G</td> <td>1,000 M</td> <td>3,649000 G</td> <td>-35.87</td> <td>-22.87</td> </tr> <tr> <td>13,600 G</td> <td>19,100 G</td> <td>1,000 M</td> <td>15,239970 G</td> <td>-30.34</td> <td>-17.34</td> </tr> <tr> <td>19,100 G</td> <td>19,100 G</td> <td>1,000 M</td> <td>15,298125 G</td> <td>-22.37</td> <td>-9.37</td> </tr> </tbody> </table> <p>Date: 3.MAY.2017 10:19:47</p>	Start [Hz]	Stop [Hz]	RBW [Hz]	Freq [Hz]	PwrAbs [dBm]	ΔLimit [dB]	30,000 M	1,000 G	1,000 M	819,822500 M	-38.23	-25.23	1,000 G	3,000 G	1,000 M	3,008640 G	-37.53	-24.53	3,000 G	7,000 G	1,000 M	2,971519 G	-36.48	-23.48	7,000 G	13,600 G	1,000 M	3,649000 G	-35.87	-22.87	13,600 G	19,100 G	1,000 M	15,239970 G	-30.34	-17.34	19,100 G	19,100 G	1,000 M	15,298125 G	-22.37	-9.37
Start [Hz]	Stop [Hz]	RBW [Hz]	Freq [Hz]	PwrAbs [dBm]	ΔLimit [dB]																																																																										
30,000 M	820,000 M	1,000 M	782,080000 M	-44.02	-31.02																																																																										
835,000 M	1,000 G	1,000 M	827,392000 M	-46.14	-33.14																																																																										
1,000 G	3,000 G	1,000 M	2,994500 G	-42.53	-29.53																																																																										
3,000 G	7,000 G	1,000 M	3,093000 G	-39.54	-26.54																																																																										
7,000 G	9,000 G	1,000 M	7,354000 G	-36.59	-23.59																																																																										
Start [Hz]	Stop [Hz]	RBW [Hz]	Freq [Hz]	PwrAbs [dBm]	ΔLimit [dB]																																																																										
30,000 M	1,000 G	1,000 M	819,822500 M	-38.23	-25.23																																																																										
1,000 G	3,000 G	1,000 M	3,008640 G	-37.53	-24.53																																																																										
3,000 G	7,000 G	1,000 M	2,971519 G	-36.48	-23.48																																																																										
7,000 G	13,600 G	1,000 M	3,649000 G	-35.87	-22.87																																																																										
13,600 G	19,100 G	1,000 M	15,239970 G	-30.34	-17.34																																																																										
19,100 G	19,100 G	1,000 M	15,298125 G	-22.37	-9.37																																																																										
Highest Channel	Highest Channel																																																																														
 <table border="1" data-bbox="239 1691 766 1769"> <thead> <tr> <th>Start [Hz]</th> <th>Stop [Hz]</th> <th>RBW [Hz]</th> <th>Freq [Hz]</th> <th>PwrAbs [dBm]</th> <th>ΔLimit [dB]</th> </tr> </thead> <tbody> <tr> <td>30,000 M</td> <td>820,000 M</td> <td>1,000 M</td> <td>598,597500 M</td> <td>-44.78</td> <td>-31.78</td> </tr> <tr> <td>835,000 M</td> <td>1,000 G</td> <td>1,000 M</td> <td>894,693753 M</td> <td>-44.25</td> <td>-31.25</td> </tr> <tr> <td>1,000 G</td> <td>3,000 G</td> <td>1,000 M</td> <td>2,994500 G</td> <td>-42.58</td> <td>-29.58</td> </tr> <tr> <td>3,000 G</td> <td>7,000 G</td> <td>1,000 M</td> <td>3,111000 G</td> <td>-39.69</td> <td>-26.69</td> </tr> <tr> <td>7,000 G</td> <td>9,000 G</td> <td>1,000 M</td> <td>7,569000 G</td> <td>-37.51</td> <td>-24.51</td> </tr> </tbody> </table> <p>Date: 3.MAY.2017 09:07:11</p>	Start [Hz]	Stop [Hz]	RBW [Hz]	Freq [Hz]	PwrAbs [dBm]	ΔLimit [dB]	30,000 M	820,000 M	1,000 M	598,597500 M	-44.78	-31.78	835,000 M	1,000 G	1,000 M	894,693753 M	-44.25	-31.25	1,000 G	3,000 G	1,000 M	2,994500 G	-42.58	-29.58	3,000 G	7,000 G	1,000 M	3,111000 G	-39.69	-26.69	7,000 G	9,000 G	1,000 M	7,569000 G	-37.51	-24.51	 <table border="1" data-bbox="877 1691 1404 1769"> <thead> <tr> <th>Start [Hz]</th> <th>Stop [Hz]</th> <th>RBW [Hz]</th> <th>Freq [Hz]</th> <th>PwrAbs [dBm]</th> <th>ΔLimit [dB]</th> </tr> </thead> <tbody> <tr> <td>30,000 M</td> <td>1,000 G</td> <td>1,000 M</td> <td>894,622500 M</td> <td>-37.77</td> <td>-24.77</td> </tr> <tr> <td>1,000 G</td> <td>3,000 G</td> <td>1,000 M</td> <td>3,694891 G</td> <td>-37.28</td> <td>-24.28</td> </tr> <tr> <td>3,000 G</td> <td>7,000 G</td> <td>1,000 M</td> <td>3,936000 G</td> <td>-35.73</td> <td>-22.73</td> </tr> <tr> <td>7,000 G</td> <td>13,600 G</td> <td>1,000 M</td> <td>3,100000 G</td> <td>-33.27</td> <td>-20.27</td> </tr> <tr> <td>13,600 G</td> <td>19,100 G</td> <td>1,000 M</td> <td>10,238125 G</td> <td>-30.50</td> <td>-17.50</td> </tr> <tr> <td>19,100 G</td> <td>19,100 G</td> <td>1,000 M</td> <td>15,342325 G</td> <td>-22.07</td> <td>-9.07</td> </tr> </tbody> </table> <p>Date: 3.MAY.2017 10:20:33</p>	Start [Hz]	Stop [Hz]	RBW [Hz]	Freq [Hz]	PwrAbs [dBm]	ΔLimit [dB]	30,000 M	1,000 G	1,000 M	894,622500 M	-37.77	-24.77	1,000 G	3,000 G	1,000 M	3,694891 G	-37.28	-24.28	3,000 G	7,000 G	1,000 M	3,936000 G	-35.73	-22.73	7,000 G	13,600 G	1,000 M	3,100000 G	-33.27	-20.27	13,600 G	19,100 G	1,000 M	10,238125 G	-30.50	-17.50	19,100 G	19,100 G	1,000 M	15,342325 G	-22.07	-9.07
Start [Hz]	Stop [Hz]	RBW [Hz]	Freq [Hz]	PwrAbs [dBm]	ΔLimit [dB]																																																																										
30,000 M	820,000 M	1,000 M	598,597500 M	-44.78	-31.78																																																																										
835,000 M	1,000 G	1,000 M	894,693753 M	-44.25	-31.25																																																																										
1,000 G	3,000 G	1,000 M	2,994500 G	-42.58	-29.58																																																																										
3,000 G	7,000 G	1,000 M	3,111000 G	-39.69	-26.69																																																																										
7,000 G	9,000 G	1,000 M	7,569000 G	-37.51	-24.51																																																																										
Start [Hz]	Stop [Hz]	RBW [Hz]	Freq [Hz]	PwrAbs [dBm]	ΔLimit [dB]																																																																										
30,000 M	1,000 G	1,000 M	894,622500 M	-37.77	-24.77																																																																										
1,000 G	3,000 G	1,000 M	3,694891 G	-37.28	-24.28																																																																										
3,000 G	7,000 G	1,000 M	3,936000 G	-35.73	-22.73																																																																										
7,000 G	13,600 G	1,000 M	3,100000 G	-33.27	-20.27																																																																										
13,600 G	19,100 G	1,000 M	10,238125 G	-30.50	-17.50																																																																										
19,100 G	19,100 G	1,000 M	15,342325 G	-22.07	-9.07																																																																										



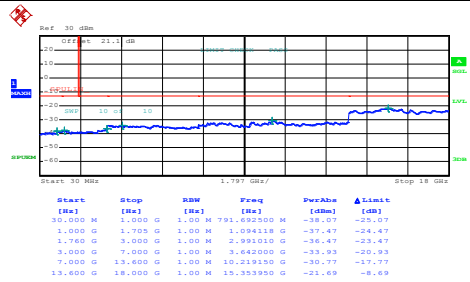
WCDMA Band IV (RMC 12.2Kbps)

Lowest Channel



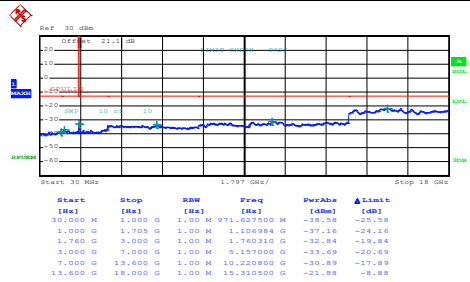
Date: 3.MAY.2017 10:30:49

Middle Channel



Date: 3.MAY.2017 10:31:35

Highest Channel



Date: 3.MAY.2017 10:32:20



**Frequency Stability**

Test Conditions	Middle Channel	WCDMA Band V (RMC 12.2Kbps)	Limit 2.5ppm
Temperature (°C)	Voltage (Volt)	Deviation (ppm)	Result
50	Normal Voltage	0.0072	PASS
40	Normal Voltage	0.0060	
30	Normal Voltage	0.0036	
20(Ref.)	Normal Voltage	0.0000	
10	Normal Voltage	0.0072	
0	Normal Voltage	0.0024	
-10	Normal Voltage	0.0251	
-20	Normal Voltage	0.0263	
-30	Normal Voltage	0.0239	
20	Maximum Voltage	0.0024	
20	Normal Voltage	0.0000	
20	Battery End Point	0.0036	

Test Conditions	Middle Channel	WCDMA Band II (RMC 12.2Kbps)	Limit Note 2.
Temperature (°C)	Voltage (Volt)	Deviation (ppm)	Result
50	Normal Voltage	0.0037	PASS
40	Normal Voltage	0.0016	
30	Normal Voltage	0.0005	
20(Ref.)	Normal Voltage	0.0000	
10	Normal Voltage	0.0032	
0	Normal Voltage	0.0032	
-10	Normal Voltage	0.0037	
-20	Normal Voltage	0.0027	
-30	Normal Voltage	0.0000	
20	Maximum Voltage	0.0016	
20	Normal Voltage	0.0000	
20	Battery End Point	0.0005	



Test Conditions	Middle Channel	WCDMA Band IV (RMC 12.2Kbps)	Limit Note 2.
Temperature (°C)	Voltage (Volt)	Deviation (ppm)	Result
50	Normal Voltage	0.0012	PASS
40	Normal Voltage	0.0006	
30	Normal Voltage	0.0017	
20(Ref.)	Normal Voltage	0.0000	
10	Normal Voltage	0.0023	
0	Normal Voltage	0.0012	
-10	Normal Voltage	0.0254	
-20	Normal Voltage	0.0237	
-30	Normal Voltage	0.0254	
20	Maximum Voltage	0.0006	
20	Normal Voltage	0.0000	
20	Battery End Point	0.0023	

**Note:**

1. Normal Voltage = 3.8V. ; Battery End Point (BEP) = 3.4 V. ; Maximum Voltage =4.35 V
2. The frequency fundamental emissions stay within the authorized frequency block.



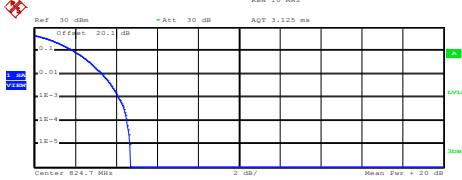
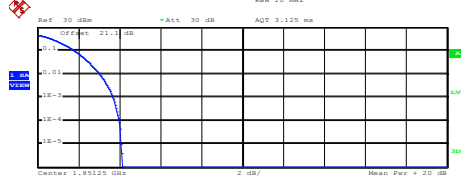
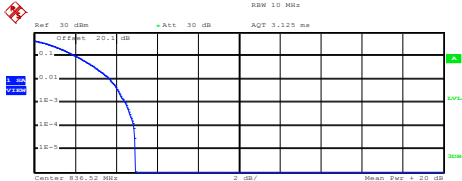
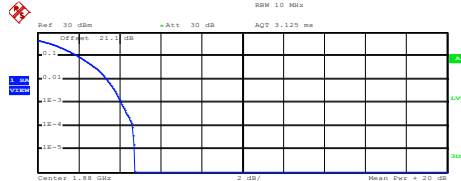

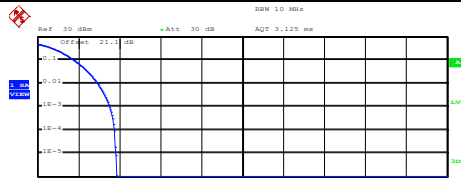
## A4. CDMA

### Peak-to-Average Ratio

Mode	CDMA BC0	CDMA BC1	Limit: 13dB
Mod.	1xRTT	1xRTT	Result
Lowest CH	4.12	3.68	PASS
Middle CH	4.44	4.08	
Highest CH	4.16	3.52	

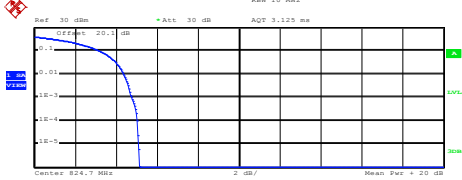
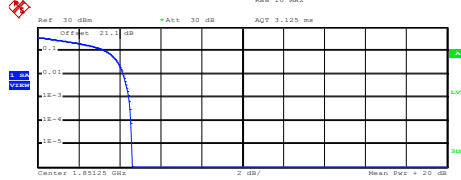
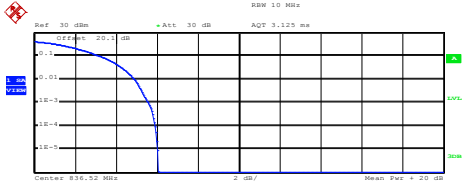
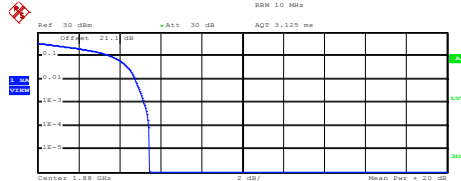
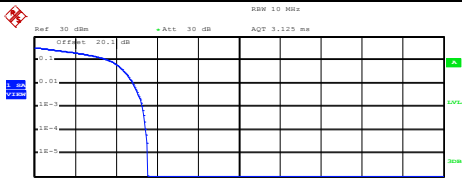
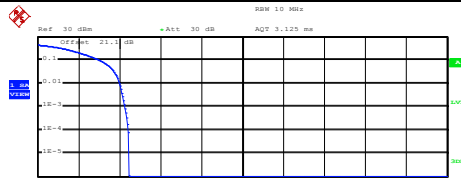
Mode	CDMA BC0	CDMA BC1	Limit: 13dB
Mod.	1xEV-DO Rev. 0	1xEV-DO Rev. A	Result
Lowest CH	4.76	4.44	PASS
Middle CH	5.56	5.20	
Highest CH	5.28	4.28	



CDMA BC0 (1xRTT)	CDMA BC1 (1xRTT)																
<p align="center"><b>Lowest Channel</b></p>  <p>Center 824.7 MHz</p> <p>Complementary Cumulative Distribution Function (100000 samples) Trace 1 Mean 23.96 dBm Peak 28.65 dBm Crest 4.69 dB</p> <table border="1"> <tr><td>10 %</td><td>1.96 dB</td></tr> <tr><td>1 %</td><td>3.32 dB</td></tr> <tr><td>.1 %</td><td>4.12 dB</td></tr> <tr><td>.01 %</td><td>4.52 dB</td></tr> </table> <p>Date: 3.MAY.2017 11:11:12</p>	10 %	1.96 dB	1 %	3.32 dB	.1 %	4.12 dB	.01 %	4.52 dB	<p align="center"><b>Lowest Channel</b></p>  <p>Center 1.85123 GHz</p> <p>Complementary Cumulative Distribution Function (100000 samples) Trace 1 Mean 22.68 dBm Peak 26.82 dBm Crest 4.14 dB</p> <table border="1"> <tr><td>10 %</td><td>1.84 dB</td></tr> <tr><td>1 %</td><td>3.04 dB</td></tr> <tr><td>.1 %</td><td>3.68 dB</td></tr> <tr><td>.01 %</td><td>4.00 dB</td></tr> </table> <p>Date: 3.MAY.2017 11:45:59</p>	10 %	1.84 dB	1 %	3.04 dB	.1 %	3.68 dB	.01 %	4.00 dB
10 %	1.96 dB																
1 %	3.32 dB																
.1 %	4.12 dB																
.01 %	4.52 dB																
10 %	1.84 dB																
1 %	3.04 dB																
.1 %	3.68 dB																
.01 %	4.00 dB																
<p align="center"><b>Middle Channel</b></p>  <p>Center 836.52 MHz</p> <p>Complementary Cumulative Distribution Function (100000 samples) Trace 1 Mean 23.57 dBm Peak 28.51 dBm Crest 4.94 dB</p> <table border="1"> <tr><td>10 %</td><td>2.04 dB</td></tr> <tr><td>1 %</td><td>3.68 dB</td></tr> <tr><td>.1 %</td><td>4.44 dB</td></tr> <tr><td>.01 %</td><td>4.88 dB</td></tr> </table> <p>Date: 3.MAY.2017 11:11:26</p>	10 %	2.04 dB	1 %	3.68 dB	.1 %	4.44 dB	.01 %	4.88 dB	<p align="center"><b>Middle Channel</b></p>  <p>Center 1.88 GHz</p> <p>Complementary Cumulative Distribution Function (100000 samples) Trace 1 Mean 22.15 dBm Peak 26.89 dBm Crest 4.74 dB</p> <table border="1"> <tr><td>10 %</td><td>2.00 dB</td></tr> <tr><td>1 %</td><td>3.36 dB</td></tr> <tr><td>.1 %</td><td>4.08 dB</td></tr> <tr><td>.01 %</td><td>4.64 dB</td></tr> </table> <p>Date: 3.MAY.2017 11:46:10</p>	10 %	2.00 dB	1 %	3.36 dB	.1 %	4.08 dB	.01 %	4.64 dB
10 %	2.04 dB																
1 %	3.68 dB																
.1 %	4.44 dB																
.01 %	4.88 dB																
10 %	2.00 dB																
1 %	3.36 dB																
.1 %	4.08 dB																
.01 %	4.64 dB																
<p align="center"><b>Highest Channel</b></p>  <p>Center 848.31 MHz</p> <p>Complementary Cumulative Distribution Function (100000 samples) Trace 1 Mean 23.12 dBm Peak 27.94 dBm Crest 4.82 dB</p> <table border="1"> <tr><td>10 %</td><td>2.04 dB</td></tr> <tr><td>1 %</td><td>3.48 dB</td></tr> <tr><td>.1 %</td><td>4.16 dB</td></tr> <tr><td>.01 %</td><td>4.52 dB</td></tr> </table> <p>Date: 3.MAY.2017 11:11:36</p>	10 %	2.04 dB	1 %	3.48 dB	.1 %	4.16 dB	.01 %	4.52 dB	<p align="center"><b>Highest Channel</b></p>  <p>Center 1.90875 GHz</p> <p>Complementary Cumulative Distribution Function (100000 samples) Trace 1 Mean 21.97 dBm Peak 25.83 dBm Crest 3.86 dB</p> <table border="1"> <tr><td>10 %</td><td>1.80 dB</td></tr> <tr><td>1 %</td><td>2.92 dB</td></tr> <tr><td>.1 %</td><td>3.52 dB</td></tr> <tr><td>.01 %</td><td>3.76 dB</td></tr> </table> <p>Date: 3.MAY.2017 11:46:21</p>	10 %	1.80 dB	1 %	2.92 dB	.1 %	3.52 dB	.01 %	3.76 dB
10 %	2.04 dB																
1 %	3.48 dB																
.1 %	4.16 dB																
.01 %	4.52 dB																
10 %	1.80 dB																
1 %	2.92 dB																
.1 %	3.52 dB																
.01 %	3.76 dB																





CDMA BC0 (1xEV-DO Rev. 0)	CDMA BC1 (1xEV-DO Rev. A)																
<p align="center"><b>Lowest Channel</b></p>  <p>Center 824.7 MHz</p> <p>Complementary Cumulative Distribution Function (100000 samples) Trace 1 Mean 23.53 dBm Peak 28.65 dBm Crest 5.12 dB</p> <table border="1"> <tr><td>10 %</td><td>3.24 dB</td></tr> <tr><td>1 %</td><td>4.36 dB</td></tr> <tr><td>.1 %</td><td>4.76 dB</td></tr> <tr><td>.01 %</td><td>5.04 dB</td></tr> </table> <p>Date: 4.MAY.2017 09:24:07</p>	10 %	3.24 dB	1 %	4.36 dB	.1 %	4.76 dB	.01 %	5.04 dB	<p align="center"><b>Lowest Channel</b></p>  <p>Center 1.95125 GHz</p> <p>Complementary Cumulative Distribution Function (100000 samples) Trace 1 Mean 22.61 dBm Peak 27.24 dBm Crest 4.63 dB</p> <table border="1"> <tr><td>10 %</td><td>3.32 dB</td></tr> <tr><td>1 %</td><td>4.20 dB</td></tr> <tr><td>.1 %</td><td>4.44 dB</td></tr> <tr><td>.01 %</td><td>4.56 dB</td></tr> </table> <p>Date: 4.MAY.2017 09:56:44</p>	10 %	3.32 dB	1 %	4.20 dB	.1 %	4.44 dB	.01 %	4.56 dB
10 %	3.24 dB																
1 %	4.36 dB																
.1 %	4.76 dB																
.01 %	5.04 dB																
10 %	3.32 dB																
1 %	4.20 dB																
.1 %	4.44 dB																
.01 %	4.56 dB																
<p align="center"><b>Middle Channel</b></p>  <p>Center 836.52 MHz</p> <p>Complementary Cumulative Distribution Function (100000 samples) Trace 1 Mean 23.15 dBm Peak 29.21 dBm Crest 6.06 dB</p> <table border="1"> <tr><td>10 %</td><td>3.24 dB</td></tr> <tr><td>1 %</td><td>4.92 dB</td></tr> <tr><td>.1 %</td><td>5.56 dB</td></tr> <tr><td>.01 %</td><td>5.92 dB</td></tr> </table> <p>Date: 4.MAY.2017 09:24:30</p>	10 %	3.24 dB	1 %	4.92 dB	.1 %	5.56 dB	.01 %	5.92 dB	<p align="center"><b>Middle Channel</b></p>  <p>Center 1.95 GHz</p> <p>Complementary Cumulative Distribution Function (100000 samples) Trace 1 Mean 22.26 dBm Peak 27.73 dBm Crest 5.47 dB</p> <table border="1"> <tr><td>10 %</td><td>3.64 dB</td></tr> <tr><td>1 %</td><td>4.76 dB</td></tr> <tr><td>.1 %</td><td>5.20 dB</td></tr> <tr><td>.01 %</td><td>5.44 dB</td></tr> </table> <p>Date: 4.MAY.2017 09:57:07</p>	10 %	3.64 dB	1 %	4.76 dB	.1 %	5.20 dB	.01 %	5.44 dB
10 %	3.24 dB																
1 %	4.92 dB																
.1 %	5.56 dB																
.01 %	5.92 dB																
10 %	3.64 dB																
1 %	4.76 dB																
.1 %	5.20 dB																
.01 %	5.44 dB																
<p align="center"><b>Highest Channel</b></p>  <p>Center 848.31 MHz</p> <p>Complementary Cumulative Distribution Function (100000 samples) Trace 1 Mean 22.61 dBm Peak 28.16 dBm Crest 5.55 dB</p> <table border="1"> <tr><td>10 %</td><td>3.68 dB</td></tr> <tr><td>1 %</td><td>4.84 dB</td></tr> <tr><td>.1 %</td><td>5.28 dB</td></tr> <tr><td>.01 %</td><td>5.44 dB</td></tr> </table> <p>Date: 4.MAY.2017 09:24:47</p>	10 %	3.68 dB	1 %	4.84 dB	.1 %	5.28 dB	.01 %	5.44 dB	<p align="center"><b>Highest Channel</b></p>  <p>Center 1.92875 GHz</p> <p>Complementary Cumulative Distribution Function (100000 samples) Trace 1 Mean 21.71 dBm Peak 26.18 dBm Crest 4.47 dB</p> <table border="1"> <tr><td>10 %</td><td>3.08 dB</td></tr> <tr><td>1 %</td><td>4.00 dB</td></tr> <tr><td>.1 %</td><td>4.28 dB</td></tr> <tr><td>.01 %</td><td>4.44 dB</td></tr> </table> <p>Date: 4.MAY.2017 09:57:25</p>	10 %	3.08 dB	1 %	4.00 dB	.1 %	4.28 dB	.01 %	4.44 dB
10 %	3.68 dB																
1 %	4.84 dB																
.1 %	5.28 dB																
.01 %	5.44 dB																
10 %	3.08 dB																
1 %	4.00 dB																
.1 %	4.28 dB																
.01 %	4.44 dB																



**26dB Bandwidth**

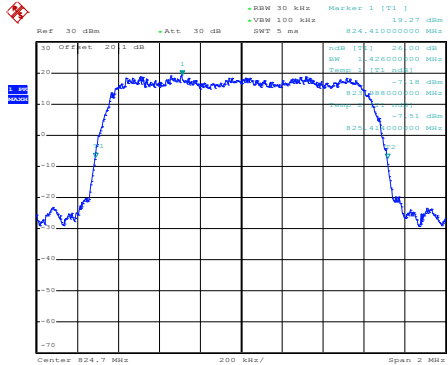
Mode	CDMA BC0	CDMA BC1
Mod.	1xRTT	1xRTT
Lowest CH	1.43	1.42
Middle CH	1.42	1.42
Highest CH	1.42	1.43

Mode	CDMA BC0	CDMA BC1
Mod.	1xEV-DO Rev. 0	1xEV-DO Rev. A
Lowest CH	1.43	1.43
Middle CH	1.42	1.43
Highest CH	1.43	1.45



CDMA BC0 (1xRTT)

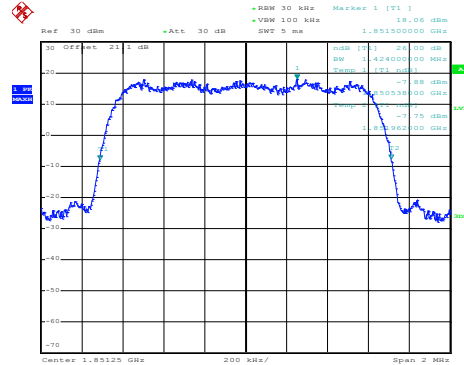
Lowest Channel



Date: 3.MAY.2017 11:00:32

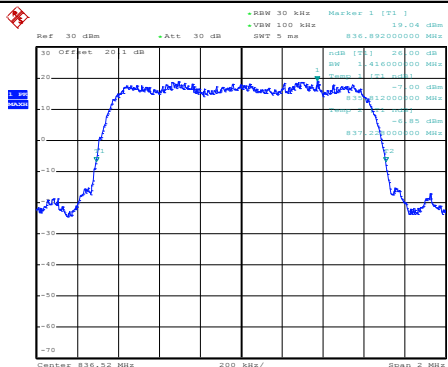
CDMA BC1 (1xRTT)

Lowest Channel



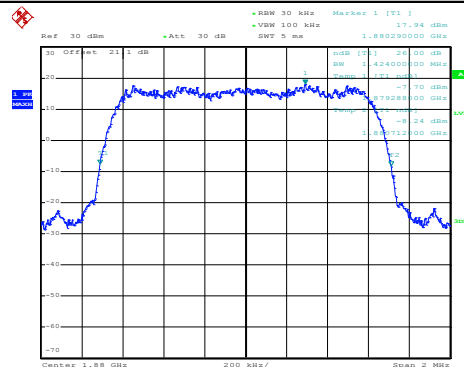
Date: 3.MAY.2017 11:26:33

Middle Channel



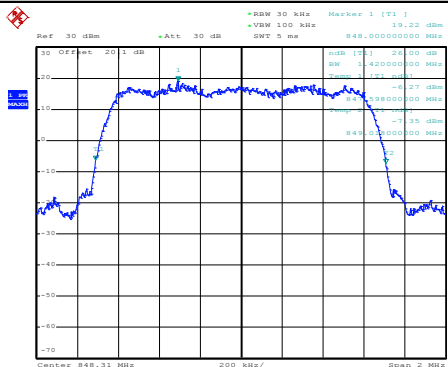
Date: 3.MAY.2017 11:01:00

Middle Channel



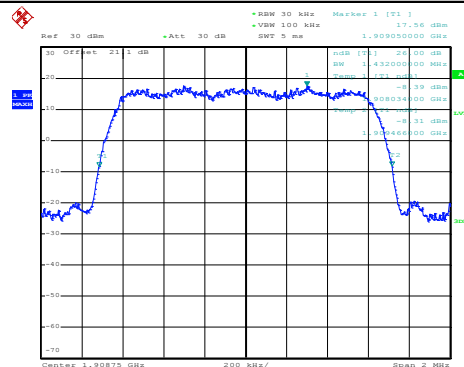
Date: 3.MAY.2017 11:27:00

Highest Channel

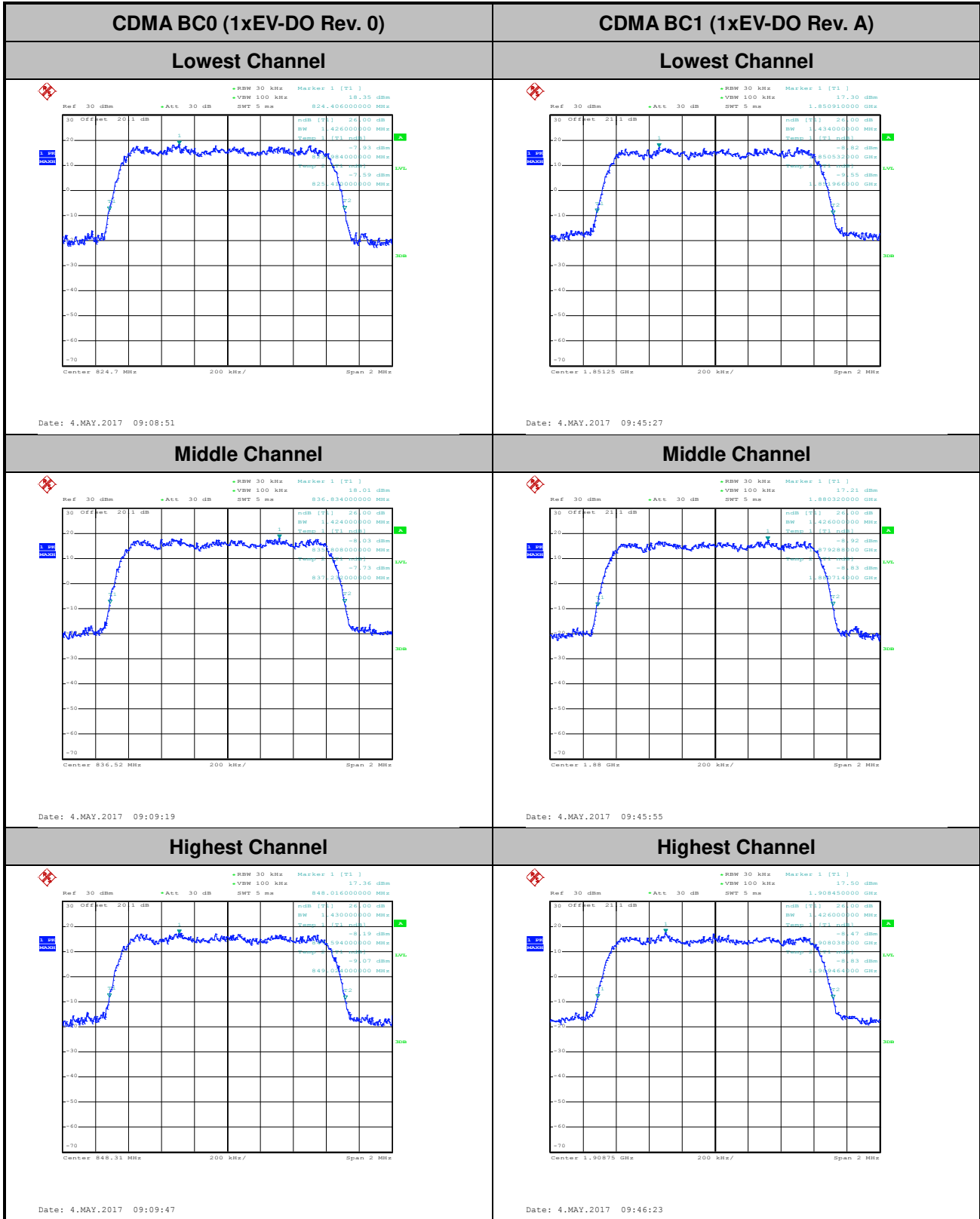


Date: 3.MAY.2017 11:01:28

Highest Channel



Date: 3.MAY.2017 11:27:28





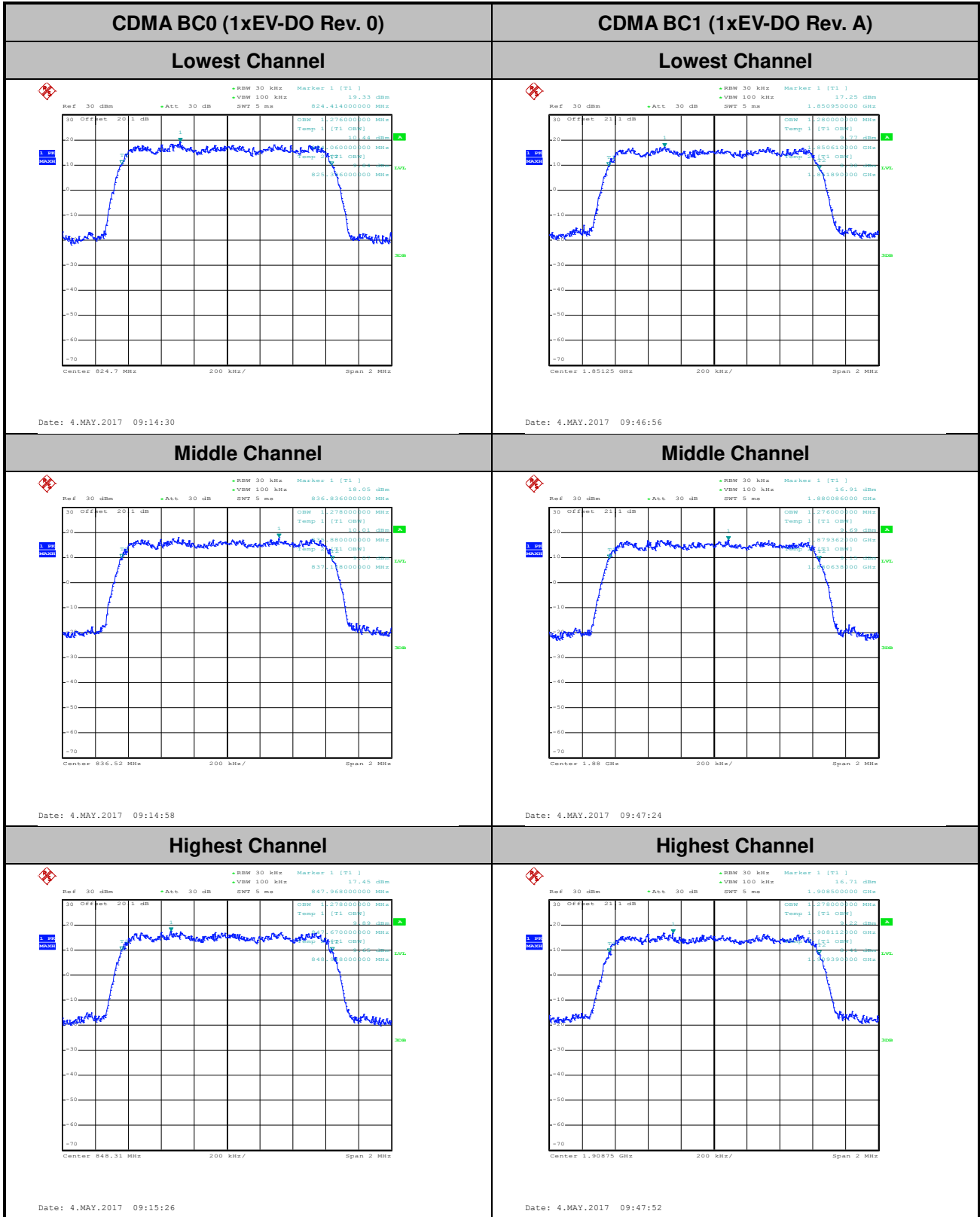
## Occupied Bandwidth

Mode	CDMA BC0	CDMA BC1
Mod.	1xRTT	1xRTT
Lowest CH	1.27	1.28
Middle CH	1.27	1.27
Highest CH	1.27	1.27

Mode	CDMA BC0	CDMA BC1
Mod.	1xEV-DO Rev. 0	1xEV-DO Rev. A
Lowest CH	1.28	1.28
Middle CH	1.28	1.28
Highest CH	1.28	1.28



CDMA BC0 (1xRTT)	CDMA BC1 (1xRTT)
Lowest Channel	Lowest Channel
<p>Ref: 30 dBm, Att: 30 dB, RBW: 30 kHz, VBW: 100 kHz, SWT: 5 ms. Marker 1 [T1]: 19.27 dBm @ 824.700000 MHz.</p> <p>Date: 3.MAY.2017 11:02:04</p>	<p>Ref: 30 dBm, Att: 30 dB, RBW: 30 kHz, VBW: 100 kHz, SWT: 5 ms. Marker 1 [T1]: 18.23 dBm @ 1.85123000 GHz.</p> <p>Date: 3.MAY.2017 11:28:06</p>
Middle Channel	Middle Channel
<p>Ref: 30 dBm, Att: 30 dB, RBW: 30 kHz, VBW: 100 kHz, SWT: 5 ms. Marker 1 [T1]: 18.87 dBm @ 836.520000 MHz.</p> <p>Date: 3.MAY.2017 11:02:32</p>	<p>Ref: 30 dBm, Att: 30 dB, RBW: 30 kHz, VBW: 100 kHz, SWT: 5 ms. Marker 1 [T1]: 18.02 dBm @ 1.87970600 GHz.</p> <p>Date: 3.MAY.2017 11:28:34</p>
Highest Channel	Highest Channel
<p>Ref: 30 dBm, Att: 30 dB, RBW: 30 kHz, VBW: 100 kHz, SWT: 5 ms. Marker 1 [T1]: 19.65 dBm @ 848.310000 MHz.</p> <p>Date: 3.MAY.2017 11:03:00</p>	<p>Ref: 30 dBm, Att: 30 dB, RBW: 30 kHz, VBW: 100 kHz, SWT: 5 ms. Marker 1 [T1]: 17.78 dBm @ 1.90875000 GHz.</p> <p>Date: 3.MAY.2017 11:29:02</p>

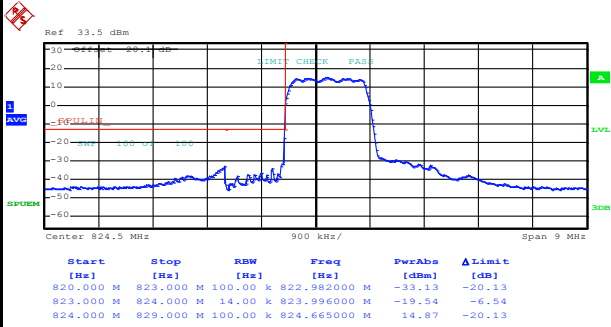




# Conducted Band Edge

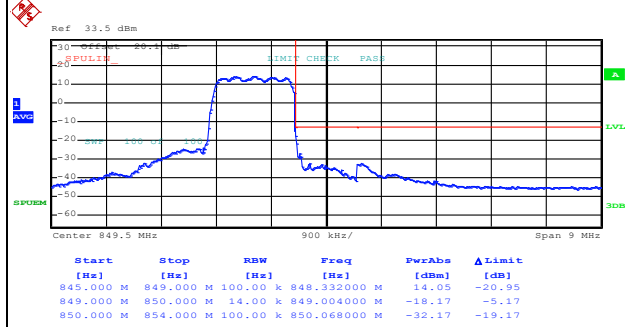
## CDMA BC0 (1xRTT)

### Lowest Band Edge



Date: 3.MAY.2017 11:05:46

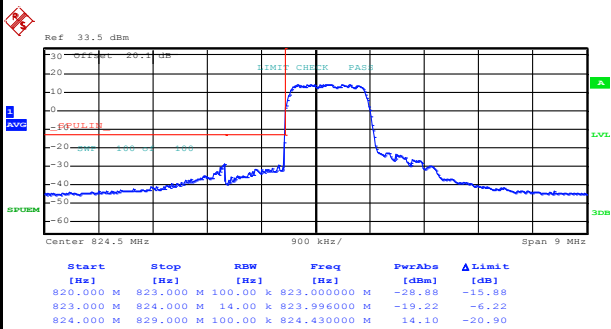
### Highest Band Edge



Date: 3.MAY.2017 11:08:28

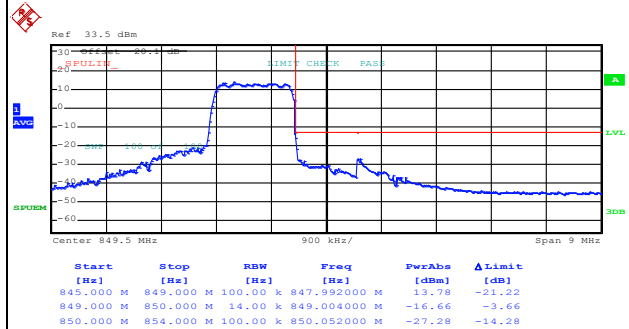
## CDMA BC0 (1xEV-DO Rev. 0)

### Lowest Band Edge



Date: 4.MAY.2017 09:18:24

### Highest Band Edge



Date: 4.MAY.2017 09:21:06

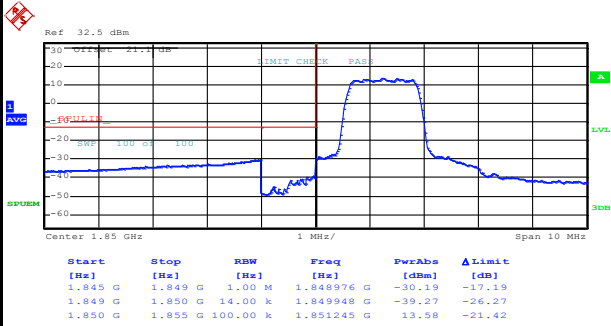




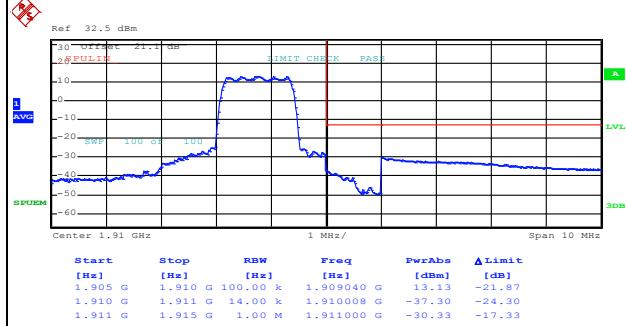
CDMA BC1 (1xRTT)

Lowest Band Edge

Highest Band Edge



Date: 3.MAY.2017 11:31:45

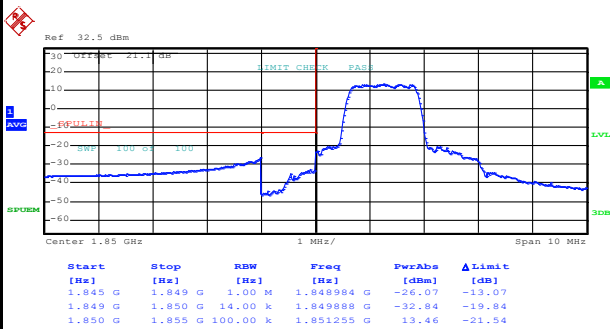


Date: 3.MAY.2017 11:34:27

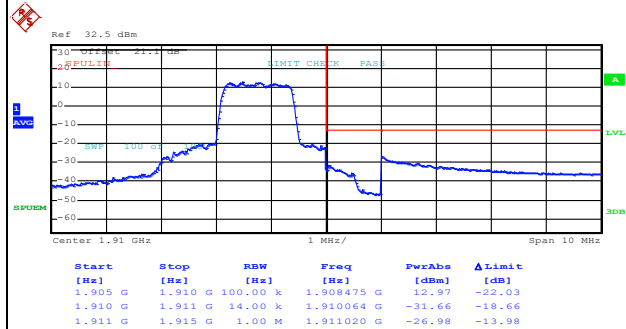
CDMA BC1 (1xEV-DO Rev. A)

Lowest Band Edge

Highest Band Edge



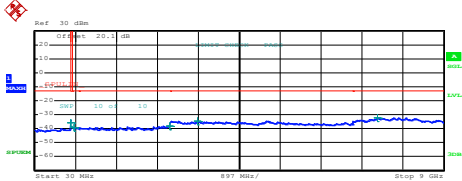
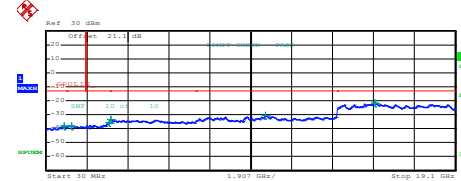
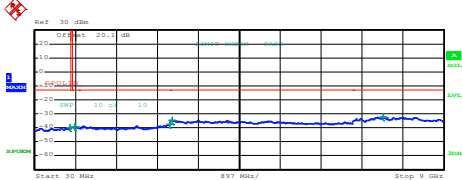
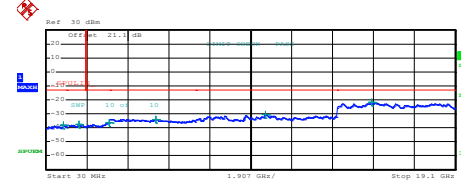
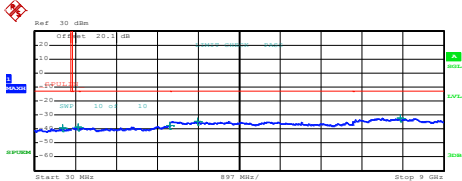
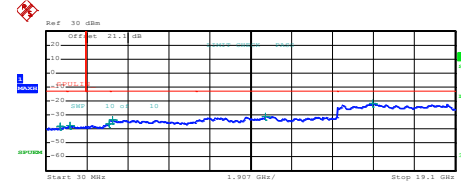
Date: 4.MAY.2017 09:50:54



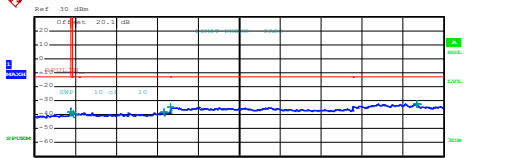
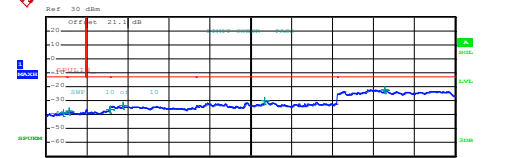
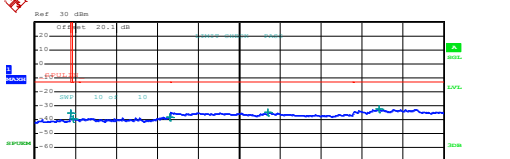
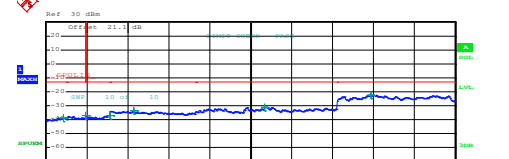
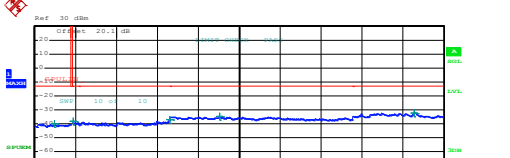
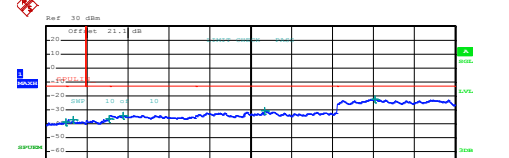
Date: 4.MAY.2017 09:53:36



# Conducted Spurious Emission

CDMA BC0 (1xRTT)	CDMA BC1 (1xRTT)																																																																														
Lowest Channel	Lowest Channel																																																																														
 <table border="1" data-bbox="239 660 654 739"> <thead> <tr> <th>Start [Hz]</th> <th>Stop [Hz]</th> <th>RBW [Hz]</th> <th>Freq [Hz]</th> <th>PwrAbs [dBm]</th> <th>ΔLimit [dB]</th> </tr> </thead> <tbody> <tr> <td>30,000 M</td> <td>820,000 M</td> <td>1,000 M</td> <td>810,802500 M</td> <td>-35.99</td> <td>-22.99</td> </tr> <tr> <td>855,000 M</td> <td>1,000 G</td> <td>1,000 M</td> <td>891,068750 M</td> <td>-39.14</td> <td>-26.14</td> </tr> <tr> <td>1,000 G</td> <td>3,000 G</td> <td>1,000 M</td> <td>2,990500 G</td> <td>-38.08</td> <td>-25.08</td> </tr> <tr> <td>3,000 G</td> <td>7,000 G</td> <td>1,000 M</td> <td>3,593000 G</td> <td>-34.42</td> <td>-21.42</td> </tr> <tr> <td>7,000 G</td> <td>9,000 G</td> <td>1,000 M</td> <td>7,549500 G</td> <td>-32.27</td> <td>-19.27</td> </tr> </tbody> </table> <p>Date: 3.MAY.2017 11:09:23</p>	Start [Hz]	Stop [Hz]	RBW [Hz]	Freq [Hz]	PwrAbs [dBm]	ΔLimit [dB]	30,000 M	820,000 M	1,000 M	810,802500 M	-35.99	-22.99	855,000 M	1,000 G	1,000 M	891,068750 M	-39.14	-26.14	1,000 G	3,000 G	1,000 M	2,990500 G	-38.08	-25.08	3,000 G	7,000 G	1,000 M	3,593000 G	-34.42	-21.42	7,000 G	9,000 G	1,000 M	7,549500 G	-32.27	-19.27	 <table border="1" data-bbox="877 660 1292 739"> <thead> <tr> <th>Start [Hz]</th> <th>Stop [Hz]</th> <th>RBW [Hz]</th> <th>Freq [Hz]</th> <th>PwrAbs [dBm]</th> <th>ΔLimit [dB]</th> </tr> </thead> <tbody> <tr> <td>30,000 M</td> <td>1,000 G</td> <td>1,000 M</td> <td>870,201500 M</td> <td>-35.10</td> <td>-25.10</td> </tr> <tr> <td>1,000 G</td> <td>3,000 G</td> <td>1,000 M</td> <td>1,207448 G</td> <td>-38.03</td> <td>-25.03</td> </tr> <tr> <td>1,915 G</td> <td>3,000 G</td> <td>1,000 M</td> <td>2,983552 G</td> <td>-35.80</td> <td>-22.80</td> </tr> <tr> <td>3,000 G</td> <td>7,000 G</td> <td>1,000 M</td> <td>3,024000 G</td> <td>-33.30</td> <td>-20.30</td> </tr> <tr> <td>7,000 G</td> <td>13,600 G</td> <td>1,000 M</td> <td>10,234000 G</td> <td>-30.28</td> <td>-17.28</td> </tr> <tr> <td>13,600 G</td> <td>19,100 G</td> <td>1,000 M</td> <td>15,306687 G</td> <td>-22.00</td> <td>-9.00</td> </tr> </tbody> </table> <p>Date: 3.MAY.2017 11:35:45</p>	Start [Hz]	Stop [Hz]	RBW [Hz]	Freq [Hz]	PwrAbs [dBm]	ΔLimit [dB]	30,000 M	1,000 G	1,000 M	870,201500 M	-35.10	-25.10	1,000 G	3,000 G	1,000 M	1,207448 G	-38.03	-25.03	1,915 G	3,000 G	1,000 M	2,983552 G	-35.80	-22.80	3,000 G	7,000 G	1,000 M	3,024000 G	-33.30	-20.30	7,000 G	13,600 G	1,000 M	10,234000 G	-30.28	-17.28	13,600 G	19,100 G	1,000 M	15,306687 G	-22.00	-9.00
Start [Hz]	Stop [Hz]	RBW [Hz]	Freq [Hz]	PwrAbs [dBm]	ΔLimit [dB]																																																																										
30,000 M	820,000 M	1,000 M	810,802500 M	-35.99	-22.99																																																																										
855,000 M	1,000 G	1,000 M	891,068750 M	-39.14	-26.14																																																																										
1,000 G	3,000 G	1,000 M	2,990500 G	-38.08	-25.08																																																																										
3,000 G	7,000 G	1,000 M	3,593000 G	-34.42	-21.42																																																																										
7,000 G	9,000 G	1,000 M	7,549500 G	-32.27	-19.27																																																																										
Start [Hz]	Stop [Hz]	RBW [Hz]	Freq [Hz]	PwrAbs [dBm]	ΔLimit [dB]																																																																										
30,000 M	1,000 G	1,000 M	870,201500 M	-35.10	-25.10																																																																										
1,000 G	3,000 G	1,000 M	1,207448 G	-38.03	-25.03																																																																										
1,915 G	3,000 G	1,000 M	2,983552 G	-35.80	-22.80																																																																										
3,000 G	7,000 G	1,000 M	3,024000 G	-33.30	-20.30																																																																										
7,000 G	13,600 G	1,000 M	10,234000 G	-30.28	-17.28																																																																										
13,600 G	19,100 G	1,000 M	15,306687 G	-22.00	-9.00																																																																										
Middle Channel	Middle Channel																																																																														
 <table border="1" data-bbox="239 1180 654 1258"> <thead> <tr> <th>Start [Hz]</th> <th>Stop [Hz]</th> <th>RBW [Hz]</th> <th>Freq [Hz]</th> <th>PwrAbs [dBm]</th> <th>ΔLimit [dB]</th> </tr> </thead> <tbody> <tr> <td>30,000 M</td> <td>820,000 M</td> <td>1,000 M</td> <td>801,632500 M</td> <td>-39.99</td> <td>-26.99</td> </tr> <tr> <td>855,000 M</td> <td>1,000 G</td> <td>1,000 M</td> <td>904,880000 M</td> <td>-39.26</td> <td>-26.26</td> </tr> <tr> <td>1,000 G</td> <td>3,000 G</td> <td>1,000 M</td> <td>2,998500 G</td> <td>-37.46</td> <td>-24.46</td> </tr> <tr> <td>3,000 G</td> <td>7,000 G</td> <td>1,000 M</td> <td>3,038000 G</td> <td>-34.41</td> <td>-21.41</td> </tr> <tr> <td>7,000 G</td> <td>9,000 G</td> <td>1,000 M</td> <td>7,489000 G</td> <td>-32.11</td> <td>-19.11</td> </tr> </tbody> </table> <p>Date: 3.MAY.2017 11:10:09</p>	Start [Hz]	Stop [Hz]	RBW [Hz]	Freq [Hz]	PwrAbs [dBm]	ΔLimit [dB]	30,000 M	820,000 M	1,000 M	801,632500 M	-39.99	-26.99	855,000 M	1,000 G	1,000 M	904,880000 M	-39.26	-26.26	1,000 G	3,000 G	1,000 M	2,998500 G	-37.46	-24.46	3,000 G	7,000 G	1,000 M	3,038000 G	-34.41	-21.41	7,000 G	9,000 G	1,000 M	7,489000 G	-32.11	-19.11	 <table border="1" data-bbox="877 1180 1292 1258"> <thead> <tr> <th>Start [Hz]</th> <th>Stop [Hz]</th> <th>RBW [Hz]</th> <th>Freq [Hz]</th> <th>PwrAbs [dBm]</th> <th>ΔLimit [dB]</th> </tr> </thead> <tbody> <tr> <td>30,000 M</td> <td>1,000 G</td> <td>1,000 M</td> <td>829,522500 M</td> <td>-38.02</td> <td>-25.02</td> </tr> <tr> <td>1,000 G</td> <td>3,000 G</td> <td>1,000 M</td> <td>3,022689 G</td> <td>-37.43</td> <td>-24.43</td> </tr> <tr> <td>1,915 G</td> <td>3,000 G</td> <td>1,000 M</td> <td>2,948463 G</td> <td>-36.42</td> <td>-23.42</td> </tr> <tr> <td>3,000 G</td> <td>7,000 G</td> <td>1,000 M</td> <td>3,139000 G</td> <td>-35.79</td> <td>-20.79</td> </tr> <tr> <td>7,000 G</td> <td>13,600 G</td> <td>1,000 M</td> <td>10,246370 G</td> <td>-30.47</td> <td>-17.47</td> </tr> <tr> <td>13,600 G</td> <td>19,100 G</td> <td>1,000 M</td> <td>15,219750 G</td> <td>-21.98</td> <td>-8.98</td> </tr> </tbody> </table> <p>Date: 3.MAY.2017 11:36:31</p>	Start [Hz]	Stop [Hz]	RBW [Hz]	Freq [Hz]	PwrAbs [dBm]	ΔLimit [dB]	30,000 M	1,000 G	1,000 M	829,522500 M	-38.02	-25.02	1,000 G	3,000 G	1,000 M	3,022689 G	-37.43	-24.43	1,915 G	3,000 G	1,000 M	2,948463 G	-36.42	-23.42	3,000 G	7,000 G	1,000 M	3,139000 G	-35.79	-20.79	7,000 G	13,600 G	1,000 M	10,246370 G	-30.47	-17.47	13,600 G	19,100 G	1,000 M	15,219750 G	-21.98	-8.98
Start [Hz]	Stop [Hz]	RBW [Hz]	Freq [Hz]	PwrAbs [dBm]	ΔLimit [dB]																																																																										
30,000 M	820,000 M	1,000 M	801,632500 M	-39.99	-26.99																																																																										
855,000 M	1,000 G	1,000 M	904,880000 M	-39.26	-26.26																																																																										
1,000 G	3,000 G	1,000 M	2,998500 G	-37.46	-24.46																																																																										
3,000 G	7,000 G	1,000 M	3,038000 G	-34.41	-21.41																																																																										
7,000 G	9,000 G	1,000 M	7,489000 G	-32.11	-19.11																																																																										
Start [Hz]	Stop [Hz]	RBW [Hz]	Freq [Hz]	PwrAbs [dBm]	ΔLimit [dB]																																																																										
30,000 M	1,000 G	1,000 M	829,522500 M	-38.02	-25.02																																																																										
1,000 G	3,000 G	1,000 M	3,022689 G	-37.43	-24.43																																																																										
1,915 G	3,000 G	1,000 M	2,948463 G	-36.42	-23.42																																																																										
3,000 G	7,000 G	1,000 M	3,139000 G	-35.79	-20.79																																																																										
7,000 G	13,600 G	1,000 M	10,246370 G	-30.47	-17.47																																																																										
13,600 G	19,100 G	1,000 M	15,219750 G	-21.98	-8.98																																																																										
Highest Channel	Highest Channel																																																																														
 <table border="1" data-bbox="239 1700 654 1778"> <thead> <tr> <th>Start [Hz]</th> <th>Stop [Hz]</th> <th>RBW [Hz]</th> <th>Freq [Hz]</th> <th>PwrAbs [dBm]</th> <th>ΔLimit [dB]</th> </tr> </thead> <tbody> <tr> <td>30,000 M</td> <td>820,000 M</td> <td>1,000 M</td> <td>636,522500 M</td> <td>-39.49</td> <td>-26.49</td> </tr> <tr> <td>855,000 M</td> <td>1,000 G</td> <td>1,000 M</td> <td>988,762500 M</td> <td>-38.89</td> <td>-25.89</td> </tr> <tr> <td>1,000 G</td> <td>3,000 G</td> <td>1,000 M</td> <td>2,999000 G</td> <td>-37.34</td> <td>-24.34</td> </tr> <tr> <td>3,000 G</td> <td>7,000 G</td> <td>1,000 M</td> <td>3,601000 G</td> <td>-34.42</td> <td>-21.42</td> </tr> <tr> <td>7,000 G</td> <td>9,000 G</td> <td>1,000 M</td> <td>8,052000 G</td> <td>-32.09</td> <td>-19.09</td> </tr> </tbody> </table> <p>Date: 3.MAY.2017 11:10:54</p>	Start [Hz]	Stop [Hz]	RBW [Hz]	Freq [Hz]	PwrAbs [dBm]	ΔLimit [dB]	30,000 M	820,000 M	1,000 M	636,522500 M	-39.49	-26.49	855,000 M	1,000 G	1,000 M	988,762500 M	-38.89	-25.89	1,000 G	3,000 G	1,000 M	2,999000 G	-37.34	-24.34	3,000 G	7,000 G	1,000 M	3,601000 G	-34.42	-21.42	7,000 G	9,000 G	1,000 M	8,052000 G	-32.09	-19.09	 <table border="1" data-bbox="877 1700 1292 1778"> <thead> <tr> <th>Start [Hz]</th> <th>Stop [Hz]</th> <th>RBW [Hz]</th> <th>Freq [Hz]</th> <th>PwrAbs [dBm]</th> <th>ΔLimit [dB]</th> </tr> </thead> <tbody> <tr> <td>30,000 M</td> <td>1,000 G</td> <td>1,000 M</td> <td>669,672500 M</td> <td>-38.24</td> <td>-25.24</td> </tr> <tr> <td>1,000 G</td> <td>3,000 G</td> <td>1,000 M</td> <td>1,142855 G</td> <td>-37.43</td> <td>-24.43</td> </tr> <tr> <td>1,915 G</td> <td>3,000 G</td> <td>1,000 M</td> <td>2,963652 G</td> <td>-36.46</td> <td>-23.46</td> </tr> <tr> <td>3,000 G</td> <td>7,000 G</td> <td>1,000 M</td> <td>3,122000 G</td> <td>-33.48</td> <td>-20.48</td> </tr> <tr> <td>7,000 G</td> <td>13,600 G</td> <td>1,000 M</td> <td>10,241425 G</td> <td>-30.90</td> <td>-17.90</td> </tr> <tr> <td>13,600 G</td> <td>19,100 G</td> <td>1,000 M</td> <td>15,230000 G</td> <td>-21.48</td> <td>-8.48</td> </tr> </tbody> </table> <p>Date: 3.MAY.2017 11:37:16</p>	Start [Hz]	Stop [Hz]	RBW [Hz]	Freq [Hz]	PwrAbs [dBm]	ΔLimit [dB]	30,000 M	1,000 G	1,000 M	669,672500 M	-38.24	-25.24	1,000 G	3,000 G	1,000 M	1,142855 G	-37.43	-24.43	1,915 G	3,000 G	1,000 M	2,963652 G	-36.46	-23.46	3,000 G	7,000 G	1,000 M	3,122000 G	-33.48	-20.48	7,000 G	13,600 G	1,000 M	10,241425 G	-30.90	-17.90	13,600 G	19,100 G	1,000 M	15,230000 G	-21.48	-8.48
Start [Hz]	Stop [Hz]	RBW [Hz]	Freq [Hz]	PwrAbs [dBm]	ΔLimit [dB]																																																																										
30,000 M	820,000 M	1,000 M	636,522500 M	-39.49	-26.49																																																																										
855,000 M	1,000 G	1,000 M	988,762500 M	-38.89	-25.89																																																																										
1,000 G	3,000 G	1,000 M	2,999000 G	-37.34	-24.34																																																																										
3,000 G	7,000 G	1,000 M	3,601000 G	-34.42	-21.42																																																																										
7,000 G	9,000 G	1,000 M	8,052000 G	-32.09	-19.09																																																																										
Start [Hz]	Stop [Hz]	RBW [Hz]	Freq [Hz]	PwrAbs [dBm]	ΔLimit [dB]																																																																										
30,000 M	1,000 G	1,000 M	669,672500 M	-38.24	-25.24																																																																										
1,000 G	3,000 G	1,000 M	1,142855 G	-37.43	-24.43																																																																										
1,915 G	3,000 G	1,000 M	2,963652 G	-36.46	-23.46																																																																										
3,000 G	7,000 G	1,000 M	3,122000 G	-33.48	-20.48																																																																										
7,000 G	13,600 G	1,000 M	10,241425 G	-30.90	-17.90																																																																										
13,600 G	19,100 G	1,000 M	15,230000 G	-21.48	-8.48																																																																										



CDMA BC0 (1xEV-DO Rev. 0)	CDMA BC1 (1xEV-DO Rev. A)																																																																														
Lowest Channel	Lowest Channel																																																																														
 <p>Start 30 MHz Stop 9 GHz</p> <table border="1"> <thead> <tr> <th>Start [MHz]</th> <th>Stop [MHz]</th> <th>RBW [Hz]</th> <th>Freq [Hz]</th> <th>PwrAve [dBm]</th> <th>ΔLimit [dB]</th> </tr> </thead> <tbody> <tr> <td>30,000 M</td> <td>820,000 M</td> <td>1,000 M</td> <td>819,802500 M</td> <td>-38.17</td> <td>-25.17</td> </tr> <tr> <td>855,000 M</td> <td>1,000 G</td> <td>1,000 G</td> <td>870,515000 G</td> <td>-39.14</td> <td>-26.14</td> </tr> <tr> <td>1,000 G</td> <td>3,000 G</td> <td>1,000 M</td> <td>2,192000 G</td> <td>-38.42</td> <td>-25.42</td> </tr> <tr> <td>3,000 G</td> <td>7,000 G</td> <td>1,000 M</td> <td>3,000000 G</td> <td>-34.45</td> <td>-21.45</td> </tr> <tr> <td>7,000 G</td> <td>9,000 G</td> <td>1,000 M</td> <td>8,400000 G</td> <td>-32.16</td> <td>-19.16</td> </tr> </tbody> </table> <p>Date: 4.MAY.2017 09:21:58</p>	Start [MHz]	Stop [MHz]	RBW [Hz]	Freq [Hz]	PwrAve [dBm]	ΔLimit [dB]	30,000 M	820,000 M	1,000 M	819,802500 M	-38.17	-25.17	855,000 M	1,000 G	1,000 G	870,515000 G	-39.14	-26.14	1,000 G	3,000 G	1,000 M	2,192000 G	-38.42	-25.42	3,000 G	7,000 G	1,000 M	3,000000 G	-34.45	-21.45	7,000 G	9,000 G	1,000 M	8,400000 G	-32.16	-19.16	 <p>Start 30 MHz Stop 19.1 GHz</p> <table border="1"> <thead> <tr> <th>Start [MHz]</th> <th>Stop [MHz]</th> <th>RBW [Hz]</th> <th>Freq [Hz]</th> <th>PwrAve [dBm]</th> <th>ΔLimit [dB]</th> </tr> </thead> <tbody> <tr> <td>30,000 M</td> <td>1,000 G</td> <td>1,000 M</td> <td>821,025000 M</td> <td>-38.61</td> <td>-25.61</td> </tr> <tr> <td>1,000 G</td> <td>1,845 G</td> <td>1,000 M</td> <td>1,079641 G</td> <td>-37.32</td> <td>-24.32</td> </tr> <tr> <td>1,845 G</td> <td>3,000 G</td> <td>1,000 M</td> <td>2,997850 G</td> <td>-36.84</td> <td>-23.84</td> </tr> <tr> <td>3,000 G</td> <td>7,000 G</td> <td>1,000 M</td> <td>3,610000 G</td> <td>-33.63</td> <td>-20.63</td> </tr> <tr> <td>7,000 G</td> <td>13,600 G</td> <td>1,000 M</td> <td>10,212550 G</td> <td>-29.88</td> <td>-16.88</td> </tr> <tr> <td>13,600 G</td> <td>19,100 G</td> <td>1,000 M</td> <td>15,830937 G</td> <td>-22.34</td> <td>-9.34</td> </tr> </tbody> </table> <p>Date: 4.MAY.2017 09:54:54</p>	Start [MHz]	Stop [MHz]	RBW [Hz]	Freq [Hz]	PwrAve [dBm]	ΔLimit [dB]	30,000 M	1,000 G	1,000 M	821,025000 M	-38.61	-25.61	1,000 G	1,845 G	1,000 M	1,079641 G	-37.32	-24.32	1,845 G	3,000 G	1,000 M	2,997850 G	-36.84	-23.84	3,000 G	7,000 G	1,000 M	3,610000 G	-33.63	-20.63	7,000 G	13,600 G	1,000 M	10,212550 G	-29.88	-16.88	13,600 G	19,100 G	1,000 M	15,830937 G	-22.34	-9.34
Start [MHz]	Stop [MHz]	RBW [Hz]	Freq [Hz]	PwrAve [dBm]	ΔLimit [dB]																																																																										
30,000 M	820,000 M	1,000 M	819,802500 M	-38.17	-25.17																																																																										
855,000 M	1,000 G	1,000 G	870,515000 G	-39.14	-26.14																																																																										
1,000 G	3,000 G	1,000 M	2,192000 G	-38.42	-25.42																																																																										
3,000 G	7,000 G	1,000 M	3,000000 G	-34.45	-21.45																																																																										
7,000 G	9,000 G	1,000 M	8,400000 G	-32.16	-19.16																																																																										
Start [MHz]	Stop [MHz]	RBW [Hz]	Freq [Hz]	PwrAve [dBm]	ΔLimit [dB]																																																																										
30,000 M	1,000 G	1,000 M	821,025000 M	-38.61	-25.61																																																																										
1,000 G	1,845 G	1,000 M	1,079641 G	-37.32	-24.32																																																																										
1,845 G	3,000 G	1,000 M	2,997850 G	-36.84	-23.84																																																																										
3,000 G	7,000 G	1,000 M	3,610000 G	-33.63	-20.63																																																																										
7,000 G	13,600 G	1,000 M	10,212550 G	-29.88	-16.88																																																																										
13,600 G	19,100 G	1,000 M	15,830937 G	-22.34	-9.34																																																																										
Middle Channel	Middle Channel																																																																														
 <p>Start 30 MHz Stop 9 GHz</p> <table border="1"> <thead> <tr> <th>Start [MHz]</th> <th>Stop [MHz]</th> <th>RBW [Hz]</th> <th>Freq [Hz]</th> <th>PwrAve [dBm]</th> <th>ΔLimit [dB]</th> </tr> </thead> <tbody> <tr> <td>30,000 M</td> <td>820,000 M</td> <td>1,000 M</td> <td>819,802500 M</td> <td>-34.95</td> <td>-21.95</td> </tr> <tr> <td>855,000 M</td> <td>1,000 G</td> <td>1,000 M</td> <td>870,500000 M</td> <td>-39.13</td> <td>-26.13</td> </tr> <tr> <td>1,000 G</td> <td>3,000 G</td> <td>1,000 M</td> <td>2,984500 G</td> <td>-38.07</td> <td>-25.07</td> </tr> <tr> <td>3,000 G</td> <td>7,000 G</td> <td>1,000 M</td> <td>3,138000 G</td> <td>-34.49</td> <td>-21.49</td> </tr> <tr> <td>7,000 G</td> <td>9,000 G</td> <td>1,000 M</td> <td>7,978500 G</td> <td>-32.49</td> <td>-19.49</td> </tr> </tbody> </table> <p>Date: 4.MAY.2017 09:22:44</p>	Start [MHz]	Stop [MHz]	RBW [Hz]	Freq [Hz]	PwrAve [dBm]	ΔLimit [dB]	30,000 M	820,000 M	1,000 M	819,802500 M	-34.95	-21.95	855,000 M	1,000 G	1,000 M	870,500000 M	-39.13	-26.13	1,000 G	3,000 G	1,000 M	2,984500 G	-38.07	-25.07	3,000 G	7,000 G	1,000 M	3,138000 G	-34.49	-21.49	7,000 G	9,000 G	1,000 M	7,978500 G	-32.49	-19.49	 <p>Start 30 MHz Stop 19.1 GHz</p> <table border="1"> <thead> <tr> <th>Start [MHz]</th> <th>Stop [MHz]</th> <th>RBW [Hz]</th> <th>Freq [Hz]</th> <th>PwrAve [dBm]</th> <th>ΔLimit [dB]</th> </tr> </thead> <tbody> <tr> <td>30,000 M</td> <td>1,000 G</td> <td>1,000 M</td> <td>834,130000 M</td> <td>-38.49</td> <td>-25.49</td> </tr> <tr> <td>1,000 G</td> <td>3,845 G</td> <td>1,000 M</td> <td>3,846200 G</td> <td>-37.23</td> <td>-24.23</td> </tr> <tr> <td>1,915 G</td> <td>3,000 G</td> <td>1,000 M</td> <td>2,997559 G</td> <td>-36.71</td> <td>-23.71</td> </tr> <tr> <td>3,000 G</td> <td>7,000 G</td> <td>1,000 M</td> <td>4,097000 G</td> <td>-35.40</td> <td>-22.40</td> </tr> <tr> <td>7,000 G</td> <td>13,600 G</td> <td>1,000 M</td> <td>10,213375 G</td> <td>-30.84</td> <td>-17.84</td> </tr> <tr> <td>13,600 G</td> <td>19,100 G</td> <td>1,000 M</td> <td>15,158563 G</td> <td>-22.17</td> <td>-9.17</td> </tr> </tbody> </table> <p>Date: 4.MAY.2017 09:55:39</p>	Start [MHz]	Stop [MHz]	RBW [Hz]	Freq [Hz]	PwrAve [dBm]	ΔLimit [dB]	30,000 M	1,000 G	1,000 M	834,130000 M	-38.49	-25.49	1,000 G	3,845 G	1,000 M	3,846200 G	-37.23	-24.23	1,915 G	3,000 G	1,000 M	2,997559 G	-36.71	-23.71	3,000 G	7,000 G	1,000 M	4,097000 G	-35.40	-22.40	7,000 G	13,600 G	1,000 M	10,213375 G	-30.84	-17.84	13,600 G	19,100 G	1,000 M	15,158563 G	-22.17	-9.17
Start [MHz]	Stop [MHz]	RBW [Hz]	Freq [Hz]	PwrAve [dBm]	ΔLimit [dB]																																																																										
30,000 M	820,000 M	1,000 M	819,802500 M	-34.95	-21.95																																																																										
855,000 M	1,000 G	1,000 M	870,500000 M	-39.13	-26.13																																																																										
1,000 G	3,000 G	1,000 M	2,984500 G	-38.07	-25.07																																																																										
3,000 G	7,000 G	1,000 M	3,138000 G	-34.49	-21.49																																																																										
7,000 G	9,000 G	1,000 M	7,978500 G	-32.49	-19.49																																																																										
Start [MHz]	Stop [MHz]	RBW [Hz]	Freq [Hz]	PwrAve [dBm]	ΔLimit [dB]																																																																										
30,000 M	1,000 G	1,000 M	834,130000 M	-38.49	-25.49																																																																										
1,000 G	3,845 G	1,000 M	3,846200 G	-37.23	-24.23																																																																										
1,915 G	3,000 G	1,000 M	2,997559 G	-36.71	-23.71																																																																										
3,000 G	7,000 G	1,000 M	4,097000 G	-35.40	-22.40																																																																										
7,000 G	13,600 G	1,000 M	10,213375 G	-30.84	-17.84																																																																										
13,600 G	19,100 G	1,000 M	15,158563 G	-22.17	-9.17																																																																										
Highest Channel	Highest Channel																																																																														
 <p>Start 30 MHz Stop 9 GHz</p> <table border="1"> <thead> <tr> <th>Start [MHz]</th> <th>Stop [MHz]</th> <th>RBW [Hz]</th> <th>Freq [Hz]</th> <th>PwrAve [dBm]</th> <th>ΔLimit [dB]</th> </tr> </thead> <tbody> <tr> <td>30,000 M</td> <td>820,000 M</td> <td>1,000 M</td> <td>819,802500 M</td> <td>-38.99</td> <td>-25.99</td> </tr> <tr> <td>855,000 M</td> <td>1,000 G</td> <td>1,000 M</td> <td>869,536251 M</td> <td>-38.33</td> <td>-25.33</td> </tr> <tr> <td>1,000 G</td> <td>3,000 G</td> <td>1,000 M</td> <td>2,999000 G</td> <td>-36.98</td> <td>-23.98</td> </tr> <tr> <td>3,000 G</td> <td>7,000 G</td> <td>1,000 M</td> <td>4,085000 G</td> <td>-34.84</td> <td>-21.84</td> </tr> <tr> <td>7,000 G</td> <td>9,000 G</td> <td>1,000 M</td> <td>8,346000 G</td> <td>-32.35</td> <td>-19.35</td> </tr> </tbody> </table> <p>Date: 4.MAY.2017 09:23:29</p>	Start [MHz]	Stop [MHz]	RBW [Hz]	Freq [Hz]	PwrAve [dBm]	ΔLimit [dB]	30,000 M	820,000 M	1,000 M	819,802500 M	-38.99	-25.99	855,000 M	1,000 G	1,000 M	869,536251 M	-38.33	-25.33	1,000 G	3,000 G	1,000 M	2,999000 G	-36.98	-23.98	3,000 G	7,000 G	1,000 M	4,085000 G	-34.84	-21.84	7,000 G	9,000 G	1,000 M	8,346000 G	-32.35	-19.35	 <p>Start 30 MHz Stop 19.1 GHz</p> <table border="1"> <thead> <tr> <th>Start [MHz]</th> <th>Stop [MHz]</th> <th>RBW [Hz]</th> <th>Freq [Hz]</th> <th>PwrAve [dBm]</th> <th>ΔLimit [dB]</th> </tr> </thead> <tbody> <tr> <td>30,000 M</td> <td>1,000 G</td> <td>1,000 M</td> <td>862,170000 M</td> <td>-38.50</td> <td>-25.50</td> </tr> <tr> <td>1,000 G</td> <td>1,845 G</td> <td>1,000 M</td> <td>1,302299 G</td> <td>-37.17</td> <td>-24.17</td> </tr> <tr> <td>1,845 G</td> <td>3,000 G</td> <td>1,000 M</td> <td>2,999850 G</td> <td>-36.51</td> <td>-23.51</td> </tr> <tr> <td>3,000 G</td> <td>7,000 G</td> <td>1,000 M</td> <td>3,613000 G</td> <td>-33.92</td> <td>-20.92</td> </tr> <tr> <td>7,000 G</td> <td>13,600 G</td> <td>1,000 M</td> <td>10,219150 G</td> <td>-30.53</td> <td>-17.53</td> </tr> <tr> <td>13,600 G</td> <td>19,100 G</td> <td>1,000 M</td> <td>15,375000 G</td> <td>-22.30</td> <td>-9.30</td> </tr> </tbody> </table> <p>Date: 4.MAY.2017 09:56:25</p>	Start [MHz]	Stop [MHz]	RBW [Hz]	Freq [Hz]	PwrAve [dBm]	ΔLimit [dB]	30,000 M	1,000 G	1,000 M	862,170000 M	-38.50	-25.50	1,000 G	1,845 G	1,000 M	1,302299 G	-37.17	-24.17	1,845 G	3,000 G	1,000 M	2,999850 G	-36.51	-23.51	3,000 G	7,000 G	1,000 M	3,613000 G	-33.92	-20.92	7,000 G	13,600 G	1,000 M	10,219150 G	-30.53	-17.53	13,600 G	19,100 G	1,000 M	15,375000 G	-22.30	-9.30
Start [MHz]	Stop [MHz]	RBW [Hz]	Freq [Hz]	PwrAve [dBm]	ΔLimit [dB]																																																																										
30,000 M	820,000 M	1,000 M	819,802500 M	-38.99	-25.99																																																																										
855,000 M	1,000 G	1,000 M	869,536251 M	-38.33	-25.33																																																																										
1,000 G	3,000 G	1,000 M	2,999000 G	-36.98	-23.98																																																																										
3,000 G	7,000 G	1,000 M	4,085000 G	-34.84	-21.84																																																																										
7,000 G	9,000 G	1,000 M	8,346000 G	-32.35	-19.35																																																																										
Start [MHz]	Stop [MHz]	RBW [Hz]	Freq [Hz]	PwrAve [dBm]	ΔLimit [dB]																																																																										
30,000 M	1,000 G	1,000 M	862,170000 M	-38.50	-25.50																																																																										
1,000 G	1,845 G	1,000 M	1,302299 G	-37.17	-24.17																																																																										
1,845 G	3,000 G	1,000 M	2,999850 G	-36.51	-23.51																																																																										
3,000 G	7,000 G	1,000 M	3,613000 G	-33.92	-20.92																																																																										
7,000 G	13,600 G	1,000 M	10,219150 G	-30.53	-17.53																																																																										
13,600 G	19,100 G	1,000 M	15,375000 G	-22.30	-9.30																																																																										



**Frequency Stability**

Test Conditions	Middle Channel	CDMA BC0 (1xRTT)	Limit 2.5ppm
Temperature (°C)	Voltage (Volt)	Deviation (ppm)	Result
50	Normal Voltage	0.0012	PASS
40	Normal Voltage	0.0131	
30	Normal Voltage	0.0155	
20(Ref.)	Normal Voltage	0.0000	
10	Normal Voltage	0.0036	
0	Normal Voltage	0.0155	
-10	Normal Voltage	0.0143	
-20	Normal Voltage	0.0179	
-30	Normal Voltage	0.0143	
20	Maximum Voltage	0.0143	
20	Normal Voltage	0.0000	
20	Battery End Point	0.0036	

Test Conditions	Middle Channel	CDMA BC1 (1xRTT)	Limit Note 2.
Temperature (°C)	Voltage (Volt)	Deviation (ppm)	Result
50	Normal Voltage	0.0032	PASS
40	Normal Voltage	0.0037	
30	Normal Voltage	0.0016	
20(Ref.)	Normal Voltage	0.0000	
10	Normal Voltage	0.0005	
0	Normal Voltage	0.0016	
-10	Normal Voltage	0.0016	
-20	Normal Voltage	0.0021	
-30	Normal Voltage	0.0005	
20	Maximum Voltage	0.0005	
20	Normal Voltage	0.0000	
20	Battery End Point	0.0011	



Test Conditions	Middle Channel	CDMA BC0 (1xEV-DO Rev. 0)	Limit 2.5ppm
Temperature (°C)	Voltage (Volt)	Deviation (ppm)	Result
50	Normal Voltage	0.0024	PASS
40	Normal Voltage	0.0012	
30	Normal Voltage	0.0036	
20(Ref.)	Normal Voltage	0.0000	
10	Normal Voltage	0.0000	
0	Normal Voltage	0.0048	
-10	Normal Voltage	0.0060	
-20	Normal Voltage	0.0084	
-30	Normal Voltage	0.0096	
20	Maximum Voltage	0.0060	
20	Normal Voltage	0.0000	
20	Battery End Point	0.0000	

Test Conditions	Middle Channel	CDMA BC1 (1xEV-DO Rev. A)	Limit Note 2.
Temperature (°C)	Voltage (Volt)	Deviation (ppm)	Result
50	Normal Voltage	0.0021	PASS
40	Normal Voltage	0.0016	
30	Normal Voltage	0.0005	
20(Ref.)	Normal Voltage	0.0000	
10	Normal Voltage	0.0027	
0	Normal Voltage	0.0011	
-10	Normal Voltage	0.0016	
-20	Normal Voltage	0.0005	
-30	Normal Voltage	0.0027	
20	Maximum Voltage	0.0005	
20	Normal Voltage	0.0000	
20	Battery End Point	0.0016	

**Note:**

1. Normal Voltage = 3.8V. ; Battery End Point (BEP) = 3.45 V. ; Maximum Voltage =4.35 V
2. The frequency fundamental emissions stay within the authorized frequency block.



## Appendix B. Test Results of ERP/EIRP and Radiated Test

### ERP/EIRP

Channel	Mode	Conducted		ERP	
		Power (dBm)	Power (Watts)	ERP(dBm)	ERP(W)
Lowest	GSM850	33.22	2.0989	30.37	1.0889
Middle	GPRS class 8	33.49	2.2336	30.64	1.1588
Highest	(GT - LC = -0.7 dB)	33.43	2.2029	30.58	1.1429
Lowest	GSM850	26.88	0.4875	24.03	0.2529
Middle	EDGE class 8	26.75	0.4732	23.90	0.2455
Highest	(GT - LC = -0.7 dB)	26.73	0.4710	23.88	0.2443
Lowest	WCDMA Band V	23.43	0.2203	20.58	0.1143
Middle	AMR 12.2Kbps	23.38	0.2178	20.53	0.1130
Highest	(GT - LC = -0.7 dB)	23.32	0.2148	20.47	0.1114
Lowest	CDMA BC0	24.51	0.2825	21.66	0.1466
Middle	1xRTT	24.44	0.2780	21.59	0.1442
Highest	(GT - LC = -0.7 dB)	24.33	0.2710	21.48	0.1406
Lowest	CDMA BC0	24.50	0.2818	21.65	0.1462
Middle	1xEV-DO	24.46	0.2793	21.61	0.1449
Highest	(GT - LC = -0.7 dB)	24.33	0.2710	21.48	0.1406
Limit	ERP < 7W	Result		PASS	

Channel	Mode	Conducted		EIRP	
		Power (dBm)	Power (Watts)	EIRP(dBm)	EIRP(W)
Lowest	GSM1900	29.50	0.8913	29.80	0.9550
Middle	GPRS class 8	29.38	0.8670	29.68	0.9290
Highest	(GT - LC = 0.3 dB)	29.35	0.8610	29.65	0.9226
Lowest	GSM1900	25.36	0.3436	25.66	0.3681
Middle	EDGE class 8	25.25	0.3350	25.55	0.3589
Highest	(GT - LC = 0.3 dB)	25.32	0.3404	25.62	0.3648
Lowest	WCDMA Band II	22.44	0.1754	22.74	0.1879
Middle	AMR 12.2Kbps	22.75	0.1884	23.05	0.2018
Highest	(GT - LC = 0.3 dB)	22.73	0.1875	23.03	0.2009
Lowest	CDMA BC1	23.60	0.2291	23.90	0.2455
Middle	1xRTT	23.53	0.2254	23.83	0.2415
Highest	(GT - LC = 0.3 dB)	23.51	0.2244	23.81	0.2404
Lowest	CDMA BC1	23.60	0.2291	23.90	0.2455
Middle	1xEV-DO	23.48	0.2228	23.78	0.2388
Highest	(GT - LC = 0.3 dB)	23.44	0.2208	23.74	0.2366
Limit	EIRP < 2W	Result		PASS	

Channel	Mode	Conducted		EIRP	
		Power (dBm)	Power (Watts)	EIRP(dBm)	EIRP(W)
Lowest	WCDMA Band IV	22.54	0.1795	22.04	0.1600
Middle	AMR 12.2Kbps	22.57	0.1807	22.07	0.1611
Highest	(GT - LC = -0.5 dB)	22.62	0.1828	22.12	0.1629
Limit	EIRP < 1W	Result		PASS	



**Radiated Spurious Emission**

**Part22H GPRS 850**

Mode 1_GPRS 850									
Channel	Frequency ( MHz )	ERP ( dBm )	Limit ( dBm )	Over Limit ( dB )	SPA Reading (dBm)	S.G. Power ( dBm )	TX Cable loss ( dB )	TX Antenna Gain (dBi)	Polarization (H/V)
Lowest	1648	-70.57	-13	-57.57	-57.8	-72.33	0.98	4.89	H
	2472	-66.70	-13	-53.70	-59.35	-68.58	1.28	5.32	H
	3296	-65.43	-13	-52.43	-60.31	-68.84	1.54	7.10	H
									H
									H
									H
	1648	-70.28	-13	-57.28	-57.87	-72.04	0.98	4.89	V
	2472	-66.31	-13	-53.31	-59.41	-68.19	1.28	5.32	V
	3296	-64.14	-13	-51.14	-59.27	-67.55	1.54	7.10	V
									V
									V
									V
Middle	1672	-70.55	-13	-57.55	-58.1	-72.23	0.99	4.82	H
	2509	-66.96	-13	-53.96	-59.73	-68.92	1.29	5.41	H
	3344	-65.31	-13	-52.31	-60.33	-68.92	1.56	7.31	H
									H
									H
									H
	1672	-70.14	-13	-57.14	-58.01	-71.82	0.99	4.82	V
	2509	-66.38	-13	-53.38	-59.59	-68.34	1.29	5.41	V
	3344	-63.86	-13	-50.86	-59.08	-67.47	1.56	7.31	V
									V
									V
									V



Highest	1696	-70.68	-13	-57.68	-58.29	-72.28	1.00	4.75	H
	2544	-67.07	-13	-54.07	-59.88	-69.05	1.30	5.44	H
	3392	-65.34	-13	-52.34	-60.53	-69.14	1.57	7.52	H
									H
									H
									H
									H
	1696	-70.34	-13	-57.34	-58.29	-71.94	1.00	4.75	V
	2544	-66.78	-13	-53.78	-60.06	-68.76	1.30	5.44	V
	3392	-62.81	-13	-49.81	-58.08	-66.61	1.57	7.52	V
									V
									V
									V
									V

Remark: Spurious emissions within 30-1000MHz were found more than 20dB below limit line.





**Part22H EDGE 850**

Mode 2_EDGE 850									
Channel	Frequency ( MHz )	ERP ( dBm )	Limit ( dBm )	Over Limit ( dB )	SPA Reading (dBm)	S.G. Power ( dBm )	TX Cable loss ( dB )	TX Antenna Gain (dBi)	Polarization (H/V)
Lowest	1648	-70.82	-13	-57.82	-57.99	-72.58	0.98	4.89	H
	2472	-66.73	-13	-53.73	-59.35	-68.61	1.28	5.32	H
	3296	-65.84	-13	-52.84	-60.63	-69.25	1.54	7.10	H
									H
									H
									H
									H
	1648	-70.16	-13	-57.16	-57.84	-71.92	0.98	4.89	V
	2472	-66.34	-13	-53.34	-59.42	-68.22	1.28	5.32	V
	3296	-64.24	-13	-51.24	-59.38	-67.65	1.54	7.10	V
									V
									V
									V
									V
Middle	1672	-70.84	-13	-57.84	-58.31	-72.52	0.99	4.82	H
	2509	-66.98	-13	-53.98	-59.74	-68.94	1.29	5.41	H
	3344	-65.17	-13	-52.17	-60.17	-68.78	1.56	7.31	H
									H
									H
									H
									H
	1672	-70.06	-13	-57.06	-58	-71.74	0.99	4.82	V
	2509	-66.55	-13	-53.55	-59.75	-68.51	1.29	5.41	V
	3344	-63.57	-13	-50.57	-58.82	-67.18	1.56	7.31	V
									V
									V
									V
									V
								V	



Highest	1696	-70.42	-13	-57.42	-58.08	-72.02	1.00	4.75	H
	2544	-67.24	-13	-54.24	-59.95	-69.22	1.30	5.44	H
	3392	-65.34	-13	-52.34	-60.54	-69.14	1.57	7.52	H
									H
									H
									H
									H
	1696	-70.34	-13	-57.34	-58.38	-71.94	1.00	4.75	V
	2544	-66.28	-13	-53.28	-59.6	-68.26	1.30	5.44	V
	3392	-63.07	-13	-50.07	-58.35	-66.87	1.57	7.52	V
									V
									V
									V
									V

Remark: Spurious emissions within 30-1000MHz were found more than 20dB below limit line.



**Part22H WCDMA 850**

Mode 3_WCDMA 850									
Channel	Frequency ( MHz )	ERP ( dBm )	Limit ( dBm )	Over Limit ( dB )	SPA Reading (dBm)	S.G. Power ( dBm )	TX Cable loss ( dB )	TX Antenna Gain (dBi)	Polarization (H/V)
Lowest	1656	-57.72	-13	-44.72	-45.03	-59.45	0.98	4.86	H
	2479	-66.48	-13	-53.48	-59.13	-68.38	1.28	5.34	H
	3305	-65.96	-13	-52.96	-60.84	-69.41	1.54	7.14	H
									H
									H
									H
									H
	1656	-56.62	-13	-43.62	-44.26	-58.35	0.98	4.86	V
	2479	-65.84	-13	-52.84	-58.93	-67.74	1.28	5.34	V
	3305	-65.47	-13	-52.47	-60.63	-68.92	1.54	7.14	V
									V
									V
									V
									V
Middle	1672	-57.94	-13	-44.94	-45.4	-59.62	0.99	4.82	H
	2509	-66.33	-13	-53.33	-59.06	-68.29	1.29	5.41	H
	3345	-65.48	-13	-52.48	-60.45	-69.09	1.56	7.32	H
									H
									H
									H
									H
	1672	-56.04	-13	-43.04	-43.98	-57.72	0.99	4.82	V
	2509	-66.42	-13	-53.42	-59.61	-68.38	1.29	5.41	V
	3345	-65.37	-13	-52.37	-60.43	-68.98	1.56	7.32	V
									V
									V
									V
									V
								V	



Highest	1696	-60.64	-13	-47.64	-48.31	-62.24	1.00	4.75	H
	2544	-67.23	-13	-54.23	-59.92	-69.21	1.30	5.44	H
	3393	-65.46	-13	-52.46	-60.63	-69.27	1.57	7.53	H
									H
									H
									H
									H
	1696	-58.48	-13	-45.48	-46.41	-60.08	1.00	4.75	V
	2544	-66.54	-13	-53.54	-59.88	-68.52	1.30	5.44	V
	3393	-65.06	-13	-52.06	-60.36	-68.87	1.57	7.53	V
									V
									V
									V
									V

Remark: Spurious emissions within 30-1000MHz were found more than 20dB below limit line.



**Part22H CDMA 850 1xRTT**

Mode 4_CDMA 850 1xRTT									
Channel	Frequency ( MHz )	ERP ( dBm )	Limit ( dBm )	Over Limit ( dB )	SPA Reading (dBm)	S.G. Power ( dBm )	TX Cable loss ( dB )	TX Antenna Gain (dBi)	Polarization (H/V)
Lowest	1648	-51.60	-13	-38.60	-38.75	-53.36	0.98	4.89	H
	2472	-66.64	-13	-53.64	-59.27	-68.52	1.28	5.32	H
	3296	-65.72	-13	-52.72	-60.49	-69.13	1.54	7.10	H
									H
									H
									H
									H
	1648	-53.27	-13	-40.27	-40.95	-55.03	0.98	4.89	V
	2472	-66.50	-13	-53.50	-59.56	-68.38	1.28	5.32	V
	3296	-65.37	-13	-52.37	-60.53	-68.78	1.54	7.10	V
									V
									V
									V
									V
Middle	1672	-51.54	-13	-38.54	-39.01	-53.22	0.99	4.82	H
	2509	-67.12	-13	-54.12	-59.88	-69.08	1.29	5.41	H
	3345	-65.66	-13	-52.66	-60.65	-69.27	1.56	7.32	H
									H
									H
									H
									H
	1672	-51.24	-13	-38.24	-39.11	-52.92	0.99	4.82	V
	2509	-66.78	-13	-53.78	-59.98	-68.74	1.29	5.41	V
	3345	-65.26	-13	-52.26	-60.43	-68.87	1.56	7.32	V
									V
									V
									V
									V



Highest	1696	-55.67	-13	-42.67	-43.27	-57.27	1.00	4.75	H
	2544	-67.08	-13	-54.08	-59.9	-69.06	1.30	5.44	H
	3393	-65.52	-13	-52.52	-60.7	-69.33	1.57	7.53	H
									H
									H
									H
									H
	1696	-56.86	-13	-43.86	-44.97	-58.46	1.00	4.75	V
	2544	-66.26	-13	-53.26	-59.53	-68.24	1.30	5.44	V
	3393	-65.33	-13	-52.33	-60.6	-69.14	1.57	7.53	V
									V
									V
									V
									V

Remark: Spurious emissions within 30-1000MHz were found more than 20dB below limit line.



**Part22H CDMA 850 1xEVDO**

Mode 5_CDMA 850 1xEVDO									
Channel	Frequency ( MHz )	ERP ( dBm )	Limit ( dBm )	Over Limit ( dB )	SPA Reading (dBm)	S.G. Power ( dBm )	TX Cable loss ( dB )	TX Antenna Gain (dBi)	Polarization (H/V)
Lowest	1649	-51.27	-13	-38.27	-38.47	-53.02	0.98	4.88	H
	2472	-66.49	-13	-53.49	-59.13	-68.37	1.28	5.32	H
	3296	-65.76	-13	-52.76	-60.59	-69.17	1.54	7.10	H
									H
									H
									H
									H
	1649	-53.06	-13	-40.06	-40.73	-54.81	0.98	4.88	V
	2472	-66.28	-13	-53.28	-59.29	-68.16	1.28	5.32	V
	3296	-65.62	-13	-52.62	-60.52	-69.03	1.54	7.10	V
									V
									V
									V
									V
Middle	1672	-50.84	-13	-37.84	-38.31	-52.52	0.99	4.82	H
	2509	-67.18	-13	-54.18	-59.94	-69.14	1.29	5.41	H
	3345	-65.48	-13	-52.48	-60.5	-69.09	1.56	7.32	H
									H
									H
									H
									H
	1672	-52.34	-13	-39.34	-40.27	-54.02	0.99	4.82	V
	2509	-66.77	-13	-53.77	-59.93	-68.73	1.29	5.41	V
	3345	-65.27	-13	-52.27	-60.5	-68.88	1.56	7.32	V
									V
									V
									V
									V



Highest	1696	-55.08	-13	-42.08	-42.66	-56.68	1.00	4.75	H
	2544	-67.47	-13	-54.47	-60.25	-69.45	1.30	5.44	H
	3393	-65.56	-13	-52.56	-60.74	-69.37	1.57	7.53	H
									H
									H
									H
									H
	1696	-56.67	-13	-43.67	-44.75	-58.27	1.00	4.75	V
	2544	-66.61	-13	-53.61	-59.9	-68.59	1.30	5.44	V
	3393	-65.08	-13	-52.08	-60.38	-68.89	1.57	7.53	V
									V
									V
									V
									V

Remark: Spurious emissions within 30-1000MHz were found more than 20dB below limit line.





**Part24E GPRS 1900**

Mode 1 GSM 1900									
Channel	Frequency ( MHz )	EIRP ( dBm )	Limit ( dBm )	Over Limit ( dB )	SPA Reading (dBm)	S.G. Power ( dBm )	TX Cable loss ( dB )	TX Antenna Gain (dBi)	Polarization (H/V)
Lowest	3702	-60.54	-13	-47.54	-55.96	-67.11	1.67	8.24	H
	5557	-63.19	-13	-50.19	-65.79	-70.25	2.66	9.72	H
	7409	-62.85	-13	-49.85	-66.64	-72.01	2.46	11.62	H
									H
									H
									H
									H
	3702	-63.01	-13	-50.01	-58.45	-69.58	1.67	8.24	V
	5557	-62.96	-13	-49.96	-65.51	-70.02	2.66	9.72	V
	7409	-62.87	-13	-49.87	-66.99	-72.03	2.46	11.62	V
									V
									V
									V
									V
Middle	3762	-59.72	-13	-46.72	-55.07	-66.35	1.69	8.31	H
	5640	-62.97	-13	-49.97	-65.9	-70.02	2.71	9.76	H
	7518	-63.42	-13	-50.42	-67.54	-72.81	2.42	11.81	H
									H
									H
									H
									H
	3762	-61.38	-13	-48.38	-56.5	-68.01	1.69	8.31	V
	5640	-62.46	-13	-49.46	-65.43	-69.51	2.71	9.76	V
	7518	-62.94	-13	-49.94	-67.23	-72.33	2.42	11.81	V
									V
									V
									V
									V



Highest	3822	-62.43	-13	-49.43	-57.64	-69.11	1.71	8.39	H
	5726	-62.98	-13	-49.98	-66.27	-70.02	2.76	9.79	H
	7635	-63.27	-13	-50.27	-67.75	-72.77	2.39	11.88	H
									H
									H
									H
									H
	3822	-58.79	-13	-45.79	-54.02	-65.47	1.71	8.39	V
	5726	-62.41	-13	-49.41	-65.78	-69.45	2.76	9.79	V
	7635	-62.61	-13	-49.61	-67.4	-72.11	2.39	11.88	V
									V
									V
									V
									V

Remark: Spurious emissions within 30-1000MHz were found more than 20dB below limit line.



**Part24E EDGE 1900**

Mode 2_EDGE 1900									
Channel	Frequency ( MHz )	EIRP ( dBm )	Limit ( dBm )	Over Limit ( dB )	SPA Reading (dBm)	S.G. Power ( dBm )	TX Cable loss ( dB )	TX Antenna Gain (dBi)	Polarization (H/V)
Lowest	3702	-57.45	-13	-44.45	-52.82	-64.02	1.67	8.24	H
	5557	-62.99	-13	-49.99	-65.44	-70.05	2.66	9.72	H
	7409	-62.85	-13	-49.85	-66.73	-72.01	2.46	11.62	H
									H
									H
									H
									H
	3702	-60.58	-13	-47.58	-55.94	-67.15	1.67	8.24	V
	5557	-61.96	-13	-48.96	-65.37	-69.02	2.66	9.72	V
	7409	-62.85	-13	-49.85	-67.02	-72.01	2.46	11.62	V
									V
									V
									V
									V
Middle	3762	-59.48	-13	-46.48	-54.78	-66.11	1.69	8.31	H
	5640	-61.61	-13	-48.61	-65.62	-68.66	2.71	9.76	H
	7520	-63.63	-13	-50.63	-67.67	-73.02	2.42	11.81	H
									H
									H
									H
									H
	3762	-61.06	-13	-48.06	-56.23	-67.69	1.69	8.31	V
	5640	-62.97	-13	-49.97	-65.98	-70.02	2.71	9.76	V
	7520	-63.05	-13	-50.05	-67.42	-72.44	2.42	11.81	V
									V
									V
									V
									V



Highest	3822	-60.87	-13	-47.87	-56	-67.55	1.71	8.39	H
	5726	-62.38	-13	-49.38	-65.72	-69.42	2.76	9.79	H
	7635	-63.05	-13	-50.05	-67.5	-72.55	2.39	11.88	H
									H
									H
									H
									H
	3822	-58.71	-13	-45.71	-53.96	-65.39	1.71	8.39	V
	5726	-62.73	-13	-49.73	-65.89	-69.77	2.76	9.79	V
	7635	-62.71	-13	-49.71	-67.49	-72.21	2.39	11.88	V
									V
									V
									V
									V

Remark: Spurious emissions within 30-1000MHz were found more than 20dB below limit line.



**Part24E WCDMA 1900**

Mode 3 WCDMA 1900									
Channel	Frequency ( MHz )	EIRP ( dBm )	Limit ( dBm )	Over Limit ( dB )	SPA Reading (dBm)	S.G. Power ( dBm )	TX Cable loss ( dB )	TX Antenna Gain (dBi)	Polarization (H/V)
Lowest	3702	-66.02	-13	-53.02	-61.48	-72.59	1.67	8.24	H
	5557	-62.93	-13	-49.93	-65.54	-69.99	2.66	9.72	H
	7409	-62.95	-13	-49.95	-66.92	-72.11	2.46	11.62	H
									H
									H
									H
									H
	3702	-66.44	-13	-53.44	-61.49	-73.01	1.67	8.24	V
	5557	-62.96	-13	-49.96	-65.4	-70.02	2.66	9.72	V
	7409	-62.72	-13	-49.72	-66.9	-71.88	2.46	11.62	V
									V
									V
									V
									V
Middle	3762	-65.38	-13	-52.38	-60.7	-72.01	1.69	8.31	H
	5640	-62.97	-13	-49.97	-65.8	-70.02	2.71	9.76	H
	7520	-63.33	-13	-50.33	-67.48	-72.72	2.42	11.81	H
									H
									H
									H
									H
	3762	-65.81	-13	-52.81	-60.15	-72.44	1.69	8.31	V
	5640	-62.27	-13	-49.27	-65.41	-69.32	2.71	9.76	V
	7520	-62.96	-13	-49.96	-67.39	-72.35	2.42	11.81	V
									V
									V
									V
									V



Highest	3816	-65.73	-13	-52.73	-60.9	-72.41	1.70	8.38	H
	5726	-62.51	-13	-49.51	-65.94	-69.55	2.76	9.79	H
	7635	-62.91	-13	-49.91	-67.39	-72.41	2.39	11.88	H
									H
									H
									H
									H
	3816	-65.76	-13	-52.76	-60.98	-72.44	1.70	8.38	V
	5726	-61.63	-13	-48.63	-66.05	-68.67	2.76	9.79	V
	7635	-62.52	-13	-49.52	-67.27	-72.02	2.39	11.88	V
									V
									V
									V
									V

Remark: Spurious emissions within 30-1000MHz were found more than 20dB below limit line.



**Part24E CDMA 1900 1xRTT**

Mode 4 CDMA 1900 1xRTT									
Channel	Frequency ( MHz )	EIRP ( dBm )	Limit ( dBm )	Over Limit ( dB )	SPA Reading (dBm)	S.G. Power ( dBm )	TX Cable loss ( dB )	TX Antenna Gain (dBi)	Polarization (H/V)
Lowest	3702	-64.65	-13	-51.65	-60.09	-71.22	1.67	8.24	H
	5557	-62.99	-13	-49.99	-65.72	-70.05	2.66	9.72	H
	7409	-63.06	-13	-50.06	-67.09	-72.22	2.46	11.62	H
									H
									H
									H
									H
	3702	-64.98	-13	-51.98	-60.36	-71.55	1.67	8.24	V
	5557	-63.06	-13	-50.06	-65.7	-70.12	2.66	9.72	V
	7409	-62.61	-13	-49.61	-66.75	-71.77	2.46	11.62	V
									V
									V
									V
									V
Middle	3762	-64.92	-13	-51.92	-60.31	-71.55	1.69	8.31	H
	5640	-62.72	-13	-49.72	-65.71	-69.77	2.71	9.76	H
	7520	-63.27	-13	-50.27	-67.41	-72.66	2.42	11.81	H
									H
									H
									H
									H
	3762	-64.39	-13	-51.39	-59.75	-71.02	1.69	8.31	V
	5640	-62.97	-13	-49.97	-65.88	-70.02	2.71	9.76	V
	7520	-63.38	-13	-50.38	-67.66	-72.77	2.42	11.81	V
									V
									V
									V
									V



Highest	3816	-65.31	-13	-52.31	-61.24	-71.99	1.70	8.38	H
	5726	-62.77	-13	-49.77	-66.14	-69.81	2.76	9.79	H
	7635	-63.38	-13	-50.38	-67.83	-72.88	2.39	11.88	H
									H
									H
									H
									H
	3816	-65.04	-13	-52.04	-60.25	-71.72	1.70	8.38	V
	5726	-62.84	-13	-49.84	-66.08	-69.88	2.76	9.79	V
	7635	-63.05	-13	-50.05	-67.8	-72.55	2.39	11.88	V
									V
									V
									V
									V

Remark: Spurious emissions within 30-1000MHz were found more than 20dB below limit line.





**Part24E CDMA 1900 1xEVDO**

Mode 5_CDMA 1900 1xEVDO									
Channel	Frequency ( MHz )	EIRP ( dBm )	Limit ( dBm )	Over Limit ( dB )	SPA Reading (dBm)	S.G. Power ( dBm )	TX Cable loss ( dB )	TX Antenna Gain (dBi)	Polarization (H/V)
Lowest	3702	-65.65	-13	-52.65	-60.04	-72.22	1.67	8.24	H
	5557	-63.27	-13	-50.27	-65.83	-70.33	2.66	9.72	H
	7409	-62.86	-13	-49.86	-66.76	-72.02	2.46	11.62	H
									H
									H
									H
									H
	3702	-65.44	-13	-52.44	-60.69	-72.01	1.67	8.24	V
	5557	-63.22	-13	-50.22	-65.78	-70.28	2.66	9.72	V
	7409	-62.49	-13	-49.49	-66.83	-71.65	2.46	11.62	V
									V
									V
									V
									V
Middle	3762	-65.39	-13	-52.39	-60.57	-72.02	1.69	8.31	H
	5640	-63.01	-13	-50.01	-65.91	-70.06	2.71	9.76	H
	7520	-63.49	-13	-50.49	-67.49	-72.88	2.42	11.81	H
									H
									H
									H
									H
	3762	-64.59	-13	-51.59	-59.9	-71.22	1.69	8.31	V
	5640	-62.72	-13	-49.72	-65.66	-69.77	2.71	9.76	V
	7520	-63.38	-13	-50.38	-67.63	-72.77	2.42	11.81	V
									V
									V
									V
									V



Highest	3816	-65.91	-13	-52.91	-61.06	-72.59	1.70	8.38	H
	5726	-61.97	-13	-48.97	-66.24	-69.01	2.76	9.79	H
	7635	-63.27	-13	-50.27	-67.66	-72.77	2.39	11.88	H
									H
									H
									H
									H
	3816	-64.33	-13	-51.33	-59.6	-71.01	1.70	8.38	V
	5726	-62.62	-13	-49.62	-66.14	-69.66	2.76	9.79	V
	7635	-62.65	-13	-49.65	-67.42	-72.15	2.39	11.88	V
									V
									V
									V
									V

Remark: Spurious emissions within 30-1000MHz were found more than 20dB below limit line.



**Part27L WCDMA 1700**

Mode 1_WCDMA 1700									
Channel	Frequency ( MHz )	EIRP ( dBm )	Limit ( dBm )	Over Limit ( dB )	SPA Reading (dBm)	S.G. Power ( dBm )	TX Cable loss ( dB )	TX Antenna Gain (dBi)	Polarization (H/V)
Lowest	3426	-65.42	-13	-52.42	-60.75	-71.51	1.58	7.67	H
	5137	-63.76	-13	-50.76	-63.77	-71.04	2.42	9.70	H
	6849	-63.18	-13	-50.18	-67.39	-71.16	2.64	10.62	H
									H
									H
									H
									H
	3426	-65.17	-13	-52.17	-60.51	-71.26	1.58	7.67	V
	5137	-64.31	-13	-51.31	-64.2	-71.59	2.42	9.70	V
	6849	-63.19	-13	-50.19	-67.36	-71.17	2.64	10.62	V
									V
									V
									V
									V
Middle	3468	-65.16	-13	-52.16	-60.6	-71.42	1.59	7.86	H
	5197	-63.81	-13	-50.81	-64.24	-71.06	2.45	9.70	H
	6930	-63.34	-13	-50.34	-67.45	-71.44	2.61	10.72	H
									H
									H
									H
									H
	3468	-65.07	-13	-52.07	-60.48	-71.33	1.59	7.86	V
	5197	-63.84	-13	-50.84	-64.15	-71.09	2.45	9.70	V
	6930	-63.42	-13	-50.42	-67.44	-71.52	2.61	10.72	V
									V
									V
									V
									V



Highest	3504	-64.76	-13	-51.76	-60.34	-71.16	1.61	8.00	H
	5257	-63.87	-13	-50.87	-64.65	-71.08	2.49	9.70	H
	7010	-63.24	-13	-50.24	-67.2	-71.47	2.59	10.82	H
									H
									H
									H
									H
	3504	-64.98	-13	-51.98	-60.49	-71.38	1.61	8.00	V
	5257	-63.66	-13	-50.66	-64.32	-70.87	2.49	9.70	V
	7010	-62.74	-13	-49.74	-66.74	-70.97	2.59	10.82	V
									V
									V
									V
									V

Remark: Spurious emissions within 30-1000MHz were found more than 20dB below limit line.