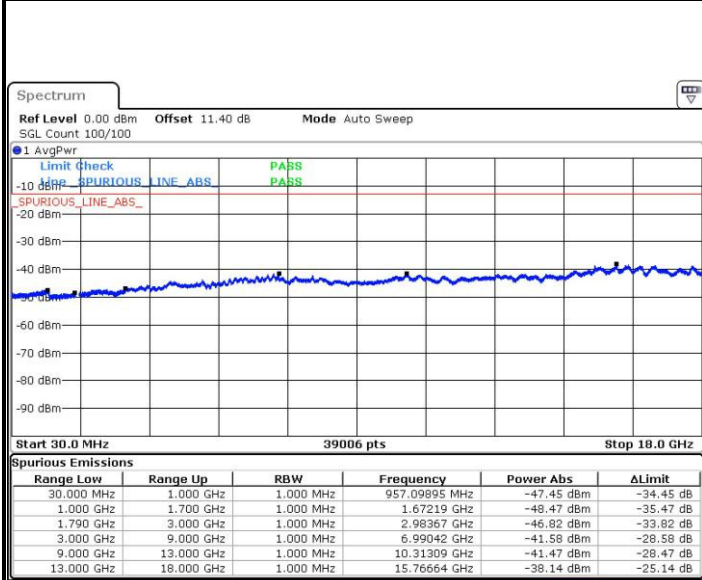




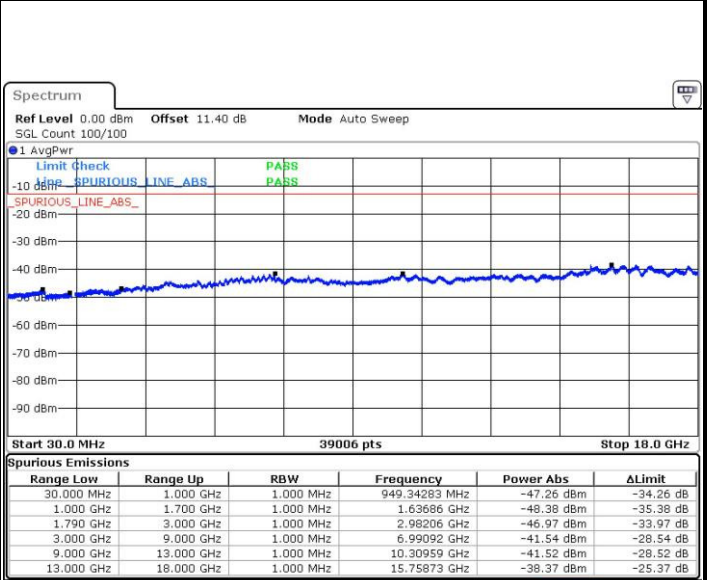
LTE Band 66 / 1.4MHz

Highest Channel / QPSK



Date: 5 APR 2017 16:51:46

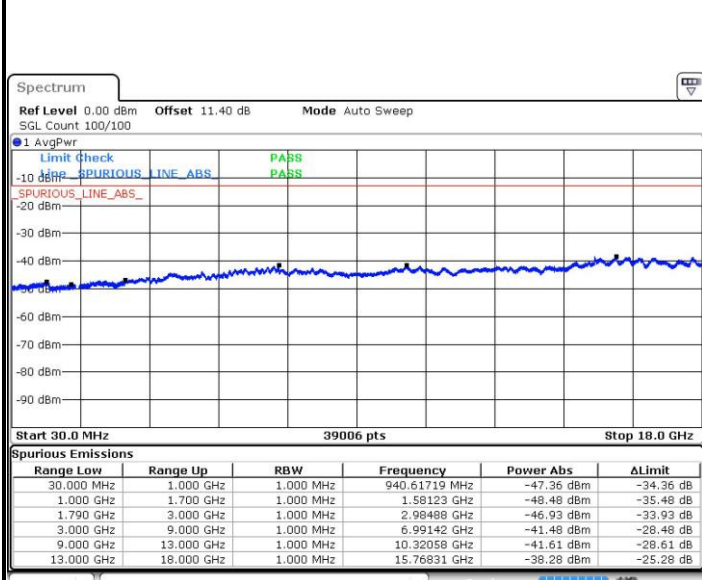
Highest Channel / 16QAM



Date: 5 APR 2017 16:52:42

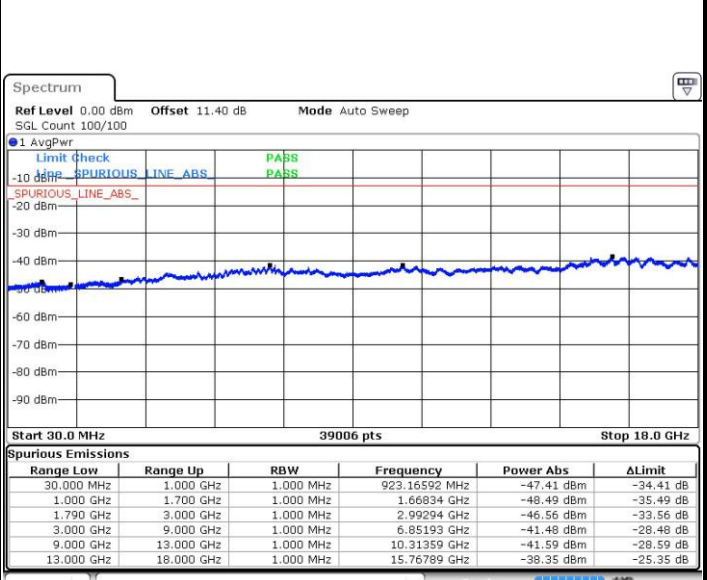
LTE Band 66 / 3MHz

Lowest Channel / QPSK



Date: 5 APR 2017 14:23:38

Lowest Channel / 16QAM



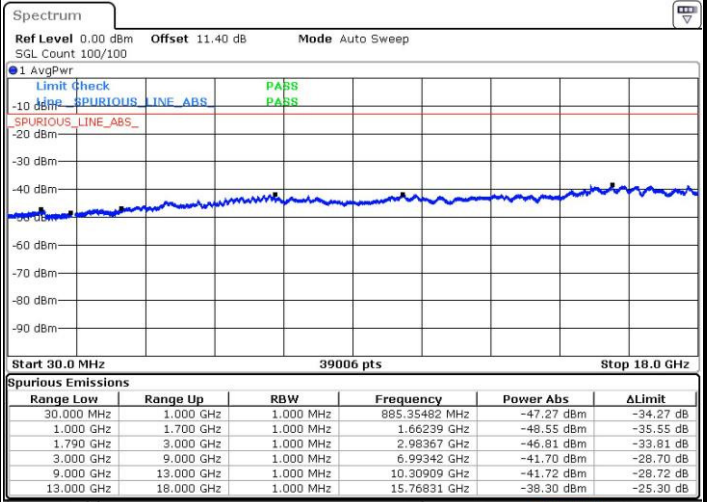
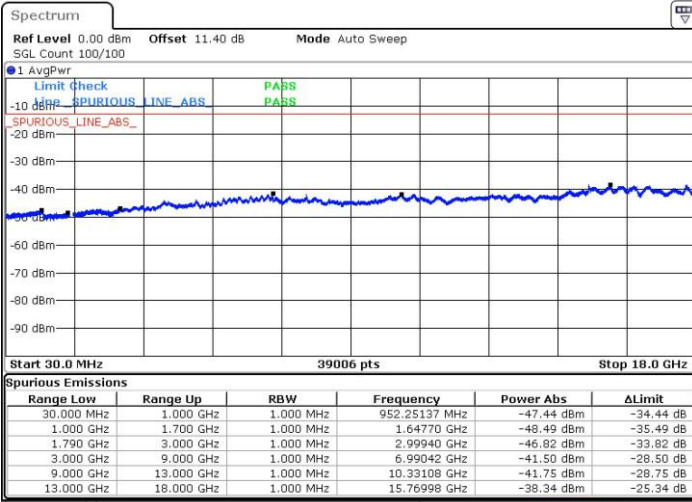
Date: 5 APR 2017 14:24:34



LTE Band 66 / 3MHz

Middle Channel / QPSK

Middle Channel / 16QAM

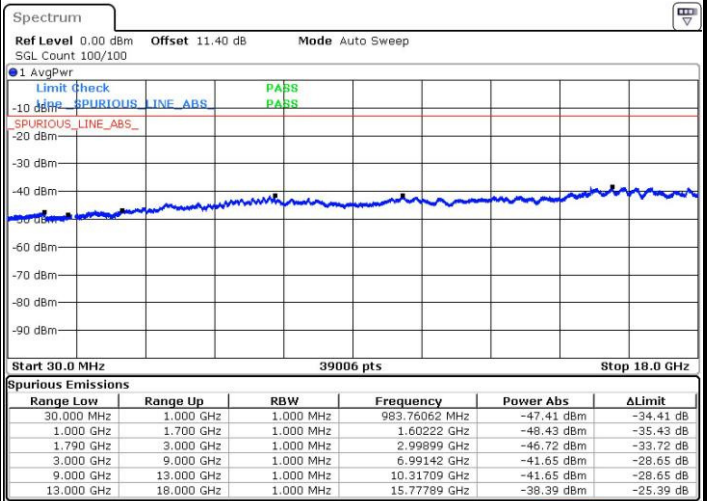
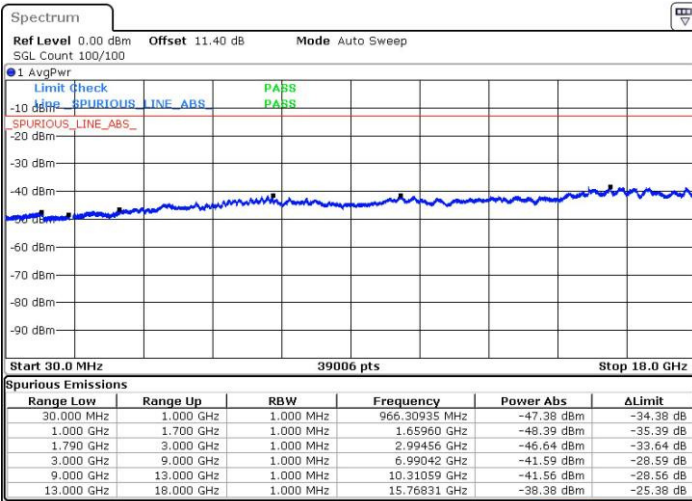


Date: 5 APR 2017 14:26:11

Date: 5 APR 2017 14:27:07

Highest Channel / QPSK

Highest Channel / 16QAM



Date: 5 APR 2017 14:33:20

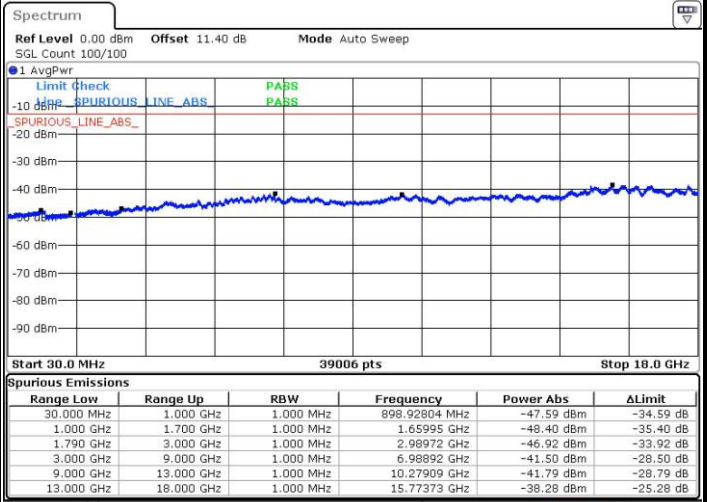
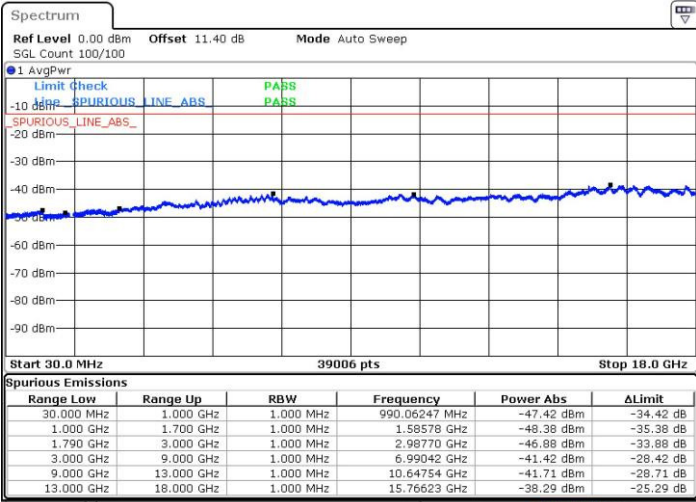
Date: 5 APR 2017 14:34:15



LTE Band 66 / 5MHz

Lowest Channel / QPSK

Lowest Channel / 16QAM

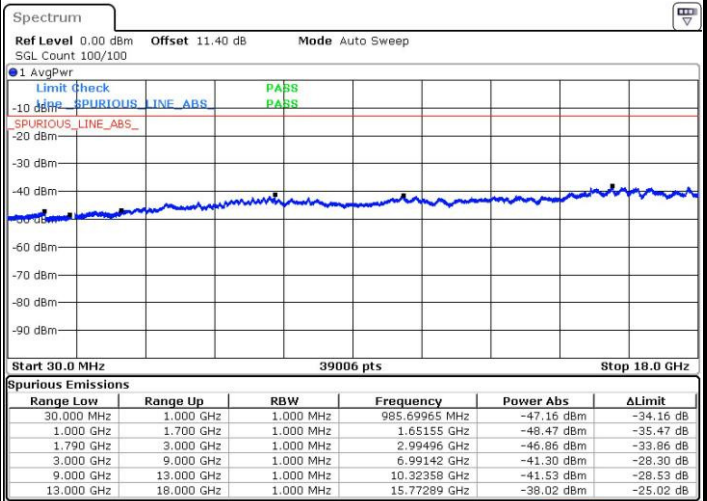
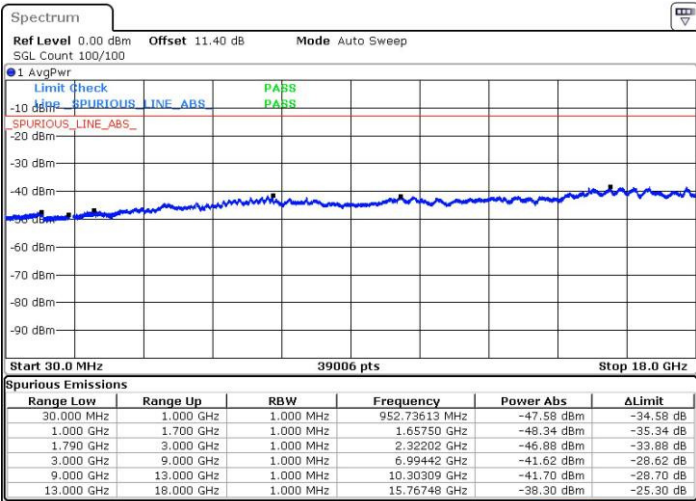


Date: 5 APR 2017 14:40:29

Date: 5 APR 2017 14:41:25

Middle Channel / QPSK

Middle Channel / 16QAM



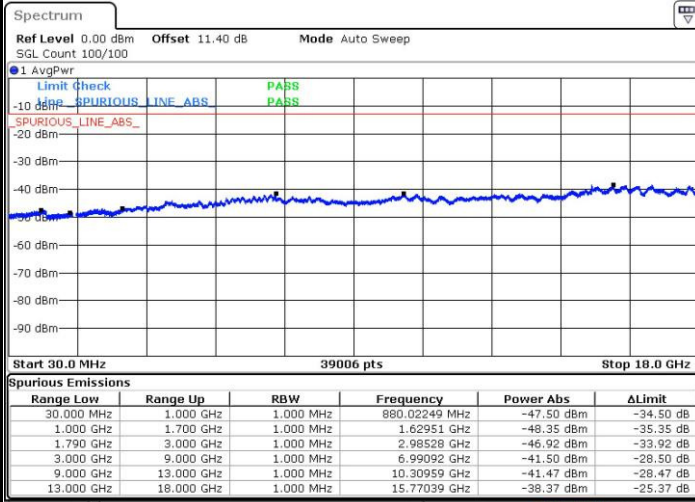
Date: 5 APR 2017 14:43:02

Date: 5 APR 2017 14:44:01



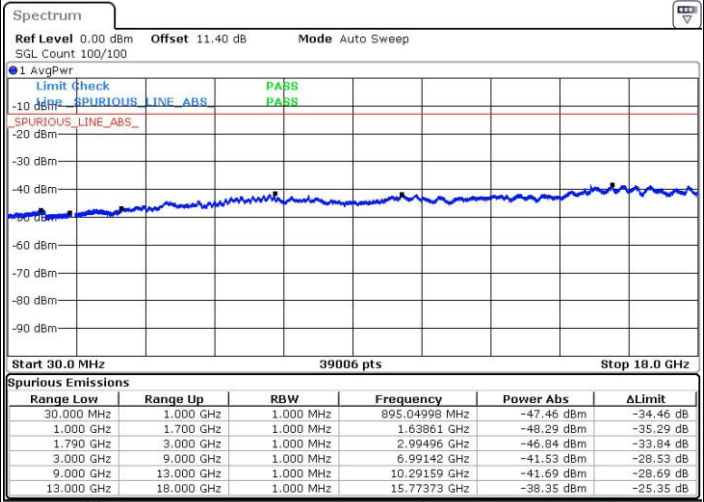
LTE Band 66 / 5MHz

Highest Channel / QPSK



Date: 5 APR 2017 15:41:20

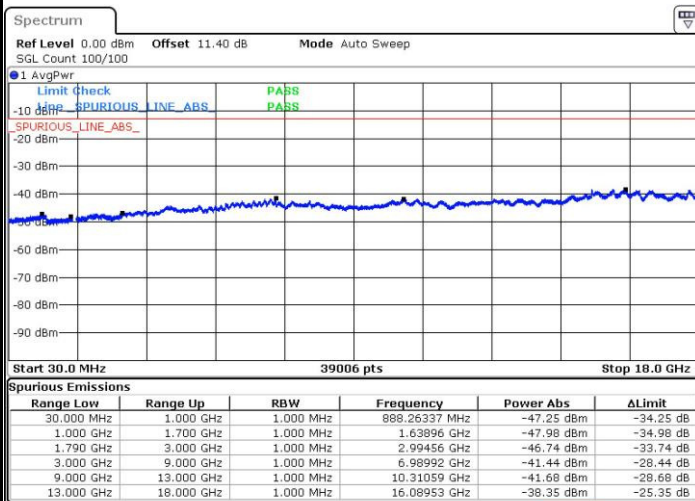
Highest Channel / 16QAM



Date: 5 APR 2017 15:42:15

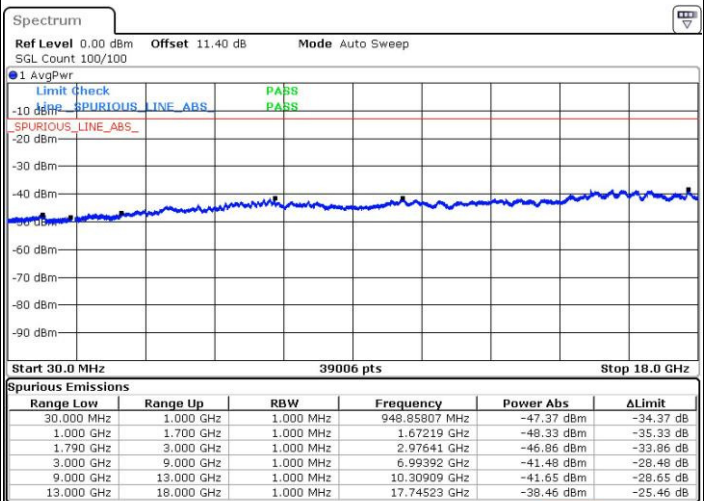
LTE Band 66 / 10MHz

Lowest Channel / QPSK



Date: 5 APR 2017 15:48:31

Lowest Channel / 16QAM



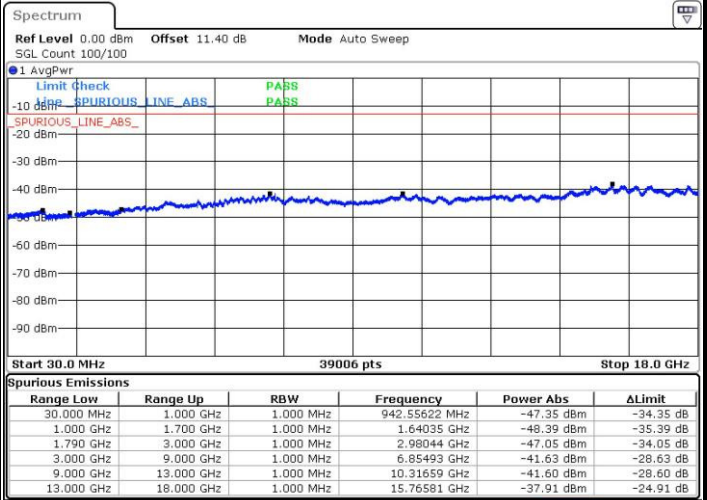
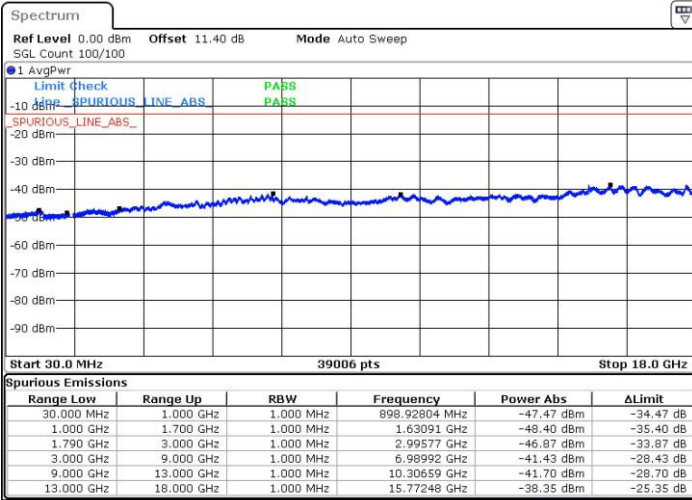
Date: 5 APR 2017 15:49:26



LTE Band 66 / 10MHz

Middle Channel / QPSK

Middle Channel / 16QAM

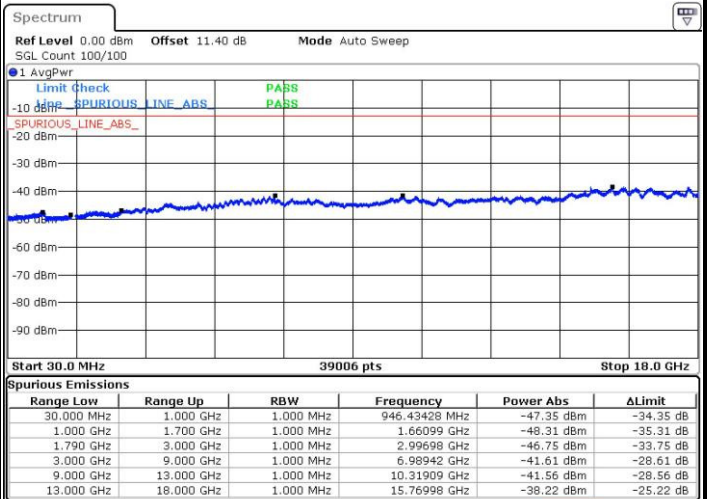
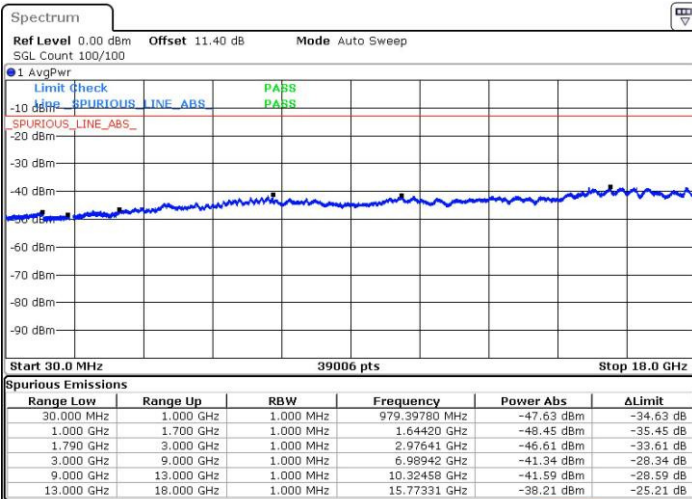


Date: 5 APR 2017 15:51:03

Date: 5 APR 2017 15:51:59

Highest Channel / QPSK

Highest Channel / 16QAM



Date: 5 APR 2017 15:58:12

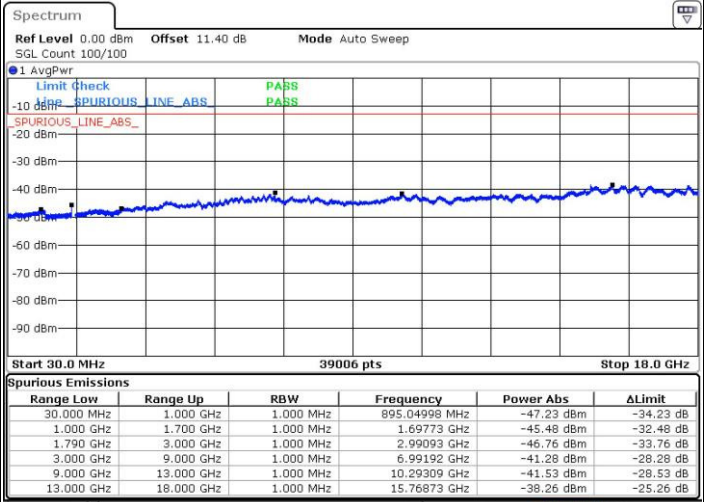
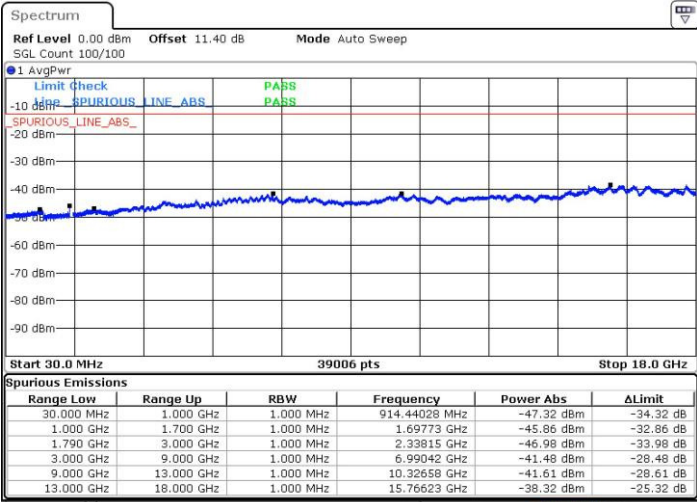
Date: 5 APR 2017 15:58:07



LTE Band 66 / 15MHz

Lowest Channel / QPSK

Lowest Channel / 16QAM

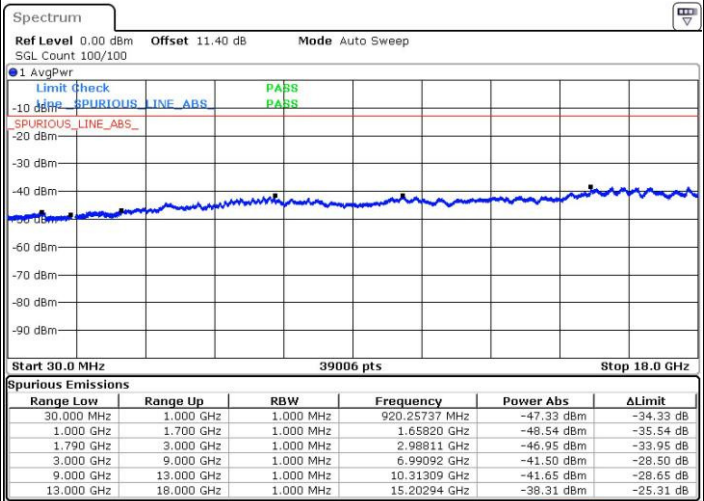
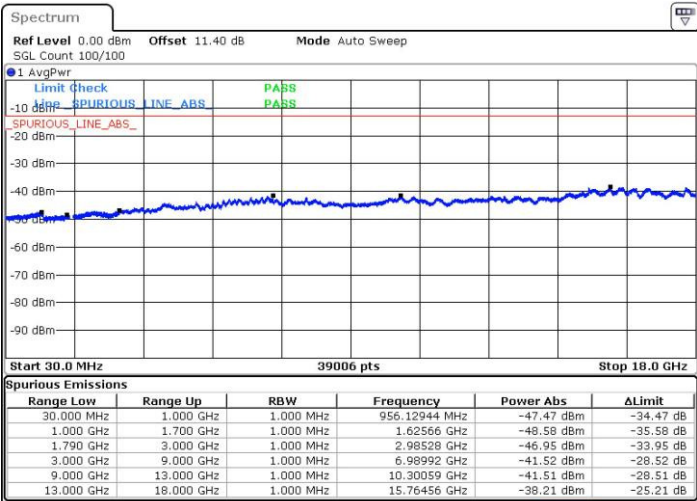


Date: 5 APR 2017 16:05:21

Date: 5 APR 2017 16:06:16

Middle Channel / QPSK

Middle Channel / 16QAM



Date: 5 APR 2017 16:07:53

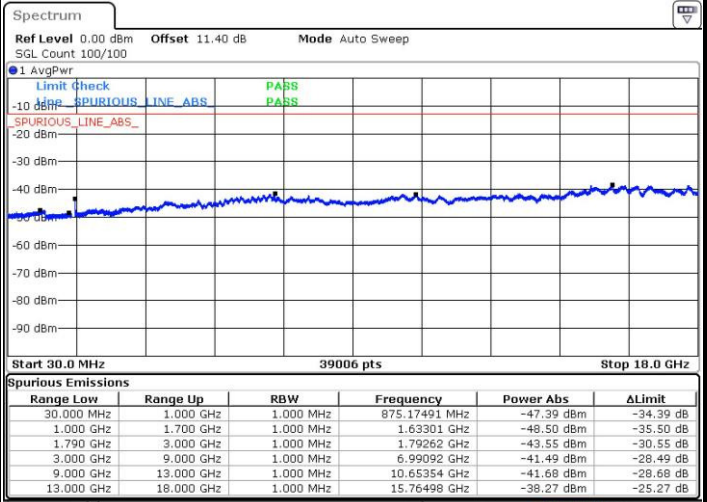
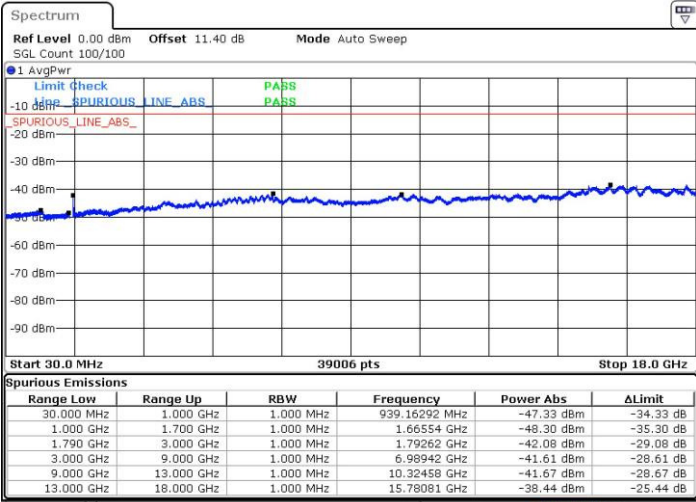
Date: 5 APR 2017 16:08:49



LTE Band 66 / 15MHz

Highest Channel / QPSK

Highest Channel / 16QAM



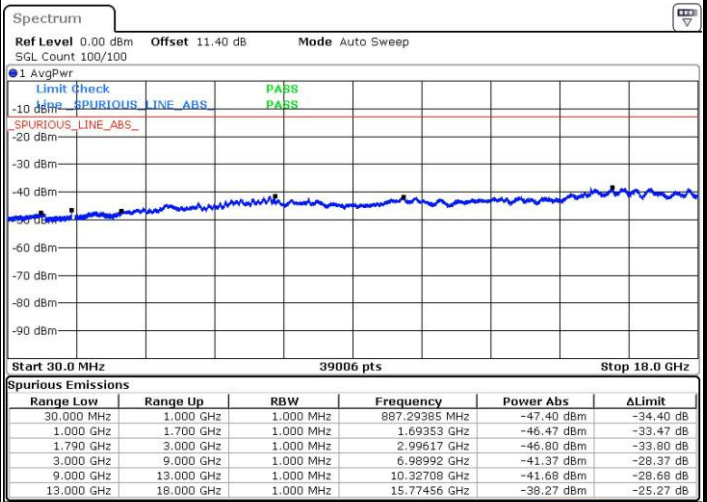
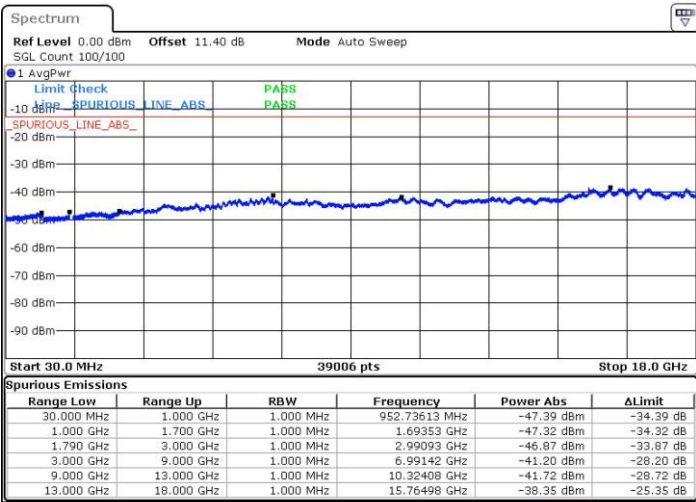
Date: 5 APR 2017 16:15:02

Date: 5 APR 2017 16:15:57

LTE Band 66 / 20MHz

Lowest Channel / QPSK

Lowest Channel / 16QAM



Date: 5 APR 2017 16:22:11

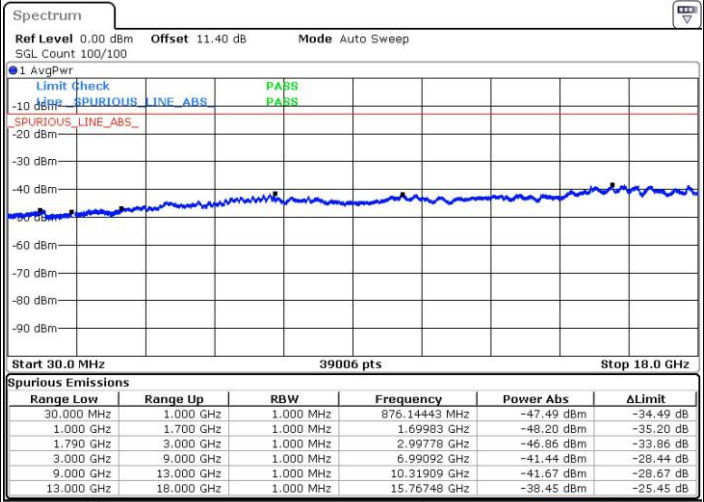
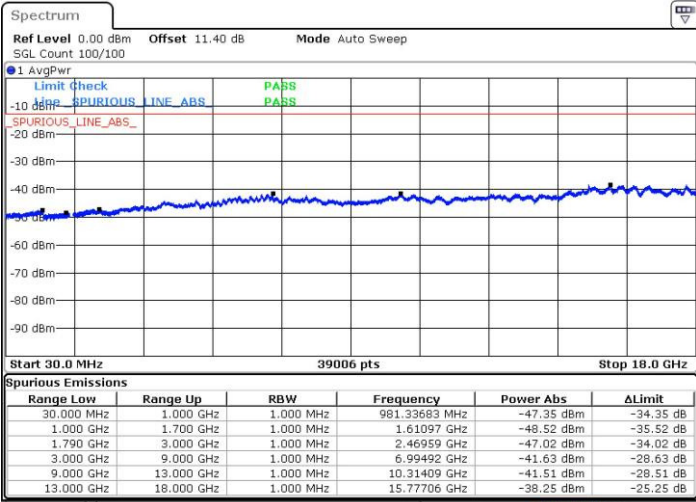
Date: 5 APR 2017 16:23:06



LTE Band 66 / 20MHz

Middle Channel / QPSK

Middle Channel / 16QAM

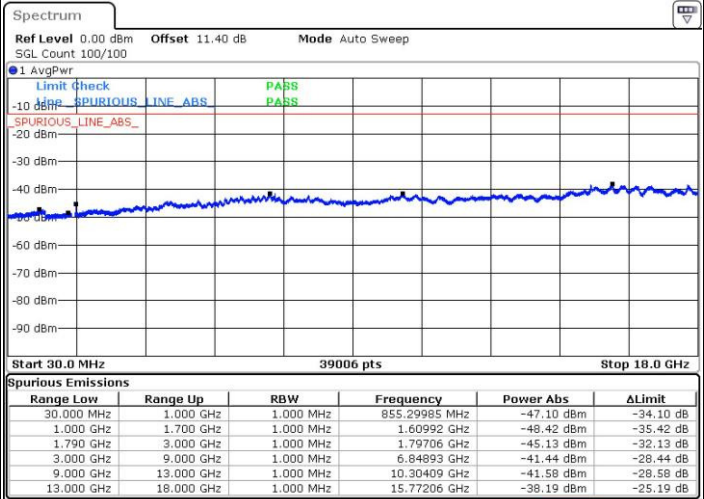
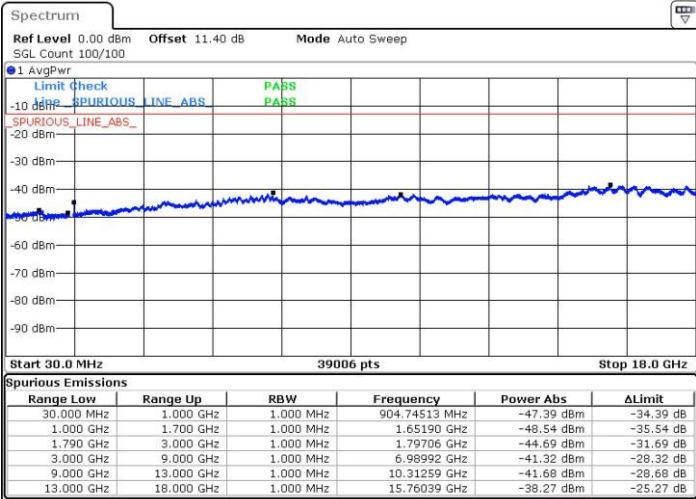


Date: 5 APR 2017 16:24:43

Date: 5 APR 2017 16:25:39

Highest Channel / QPSK

Highest Channel / 16QAM



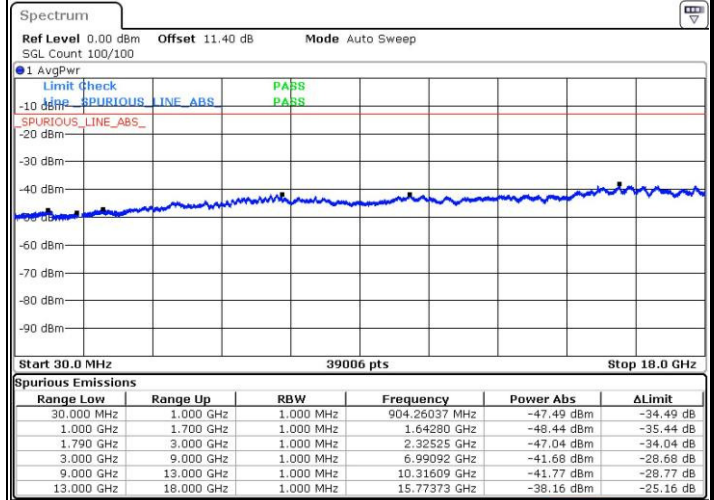
Date: 5 APR 2017 16:31:52

Date: 5 APR 2017 16:32:47



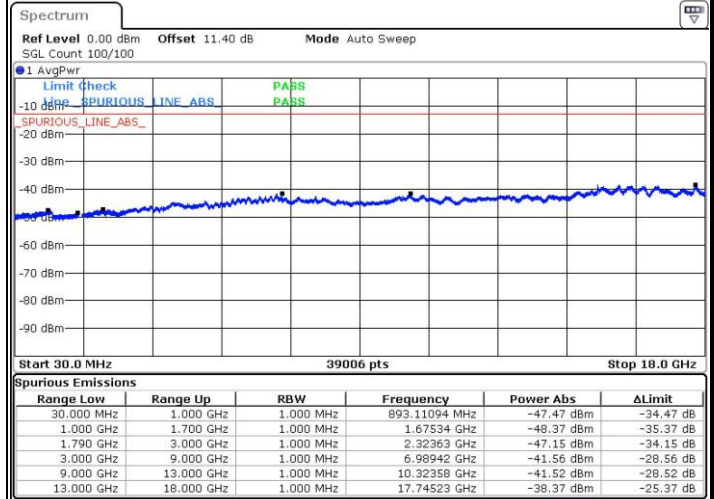
LTE Band 66 / 1.4MHz

Lowest Channel / 64QAM



Date: 27.APR.2017 14:37:56

Middle Channel / 64QAM

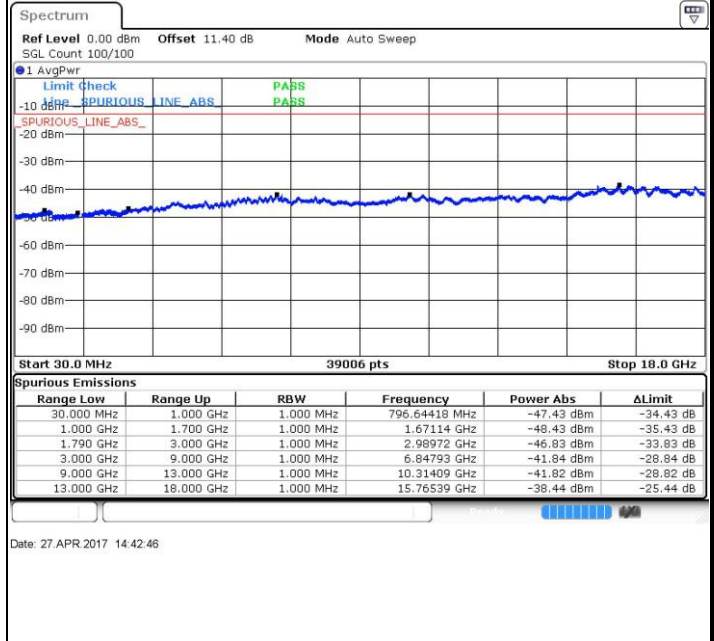


Date: 27.APR.2017 14:39:12



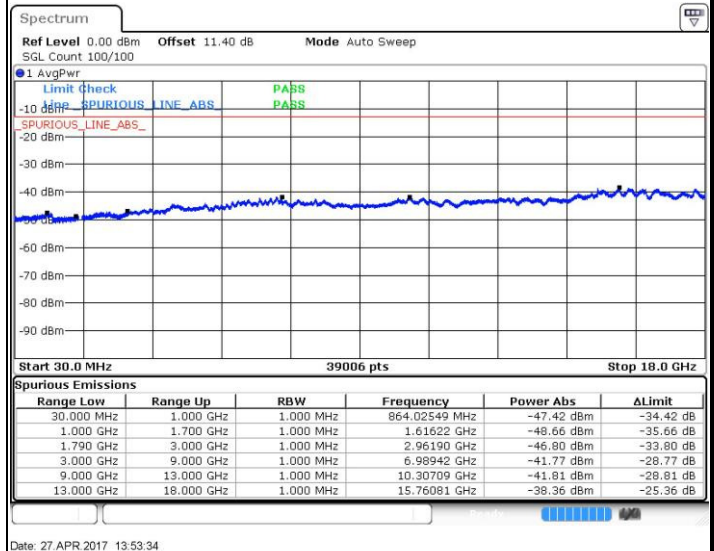
LTE Band 66 / 1.4MHz

Highest Channel / 64QAM



LTE Band 66 / 3MHz

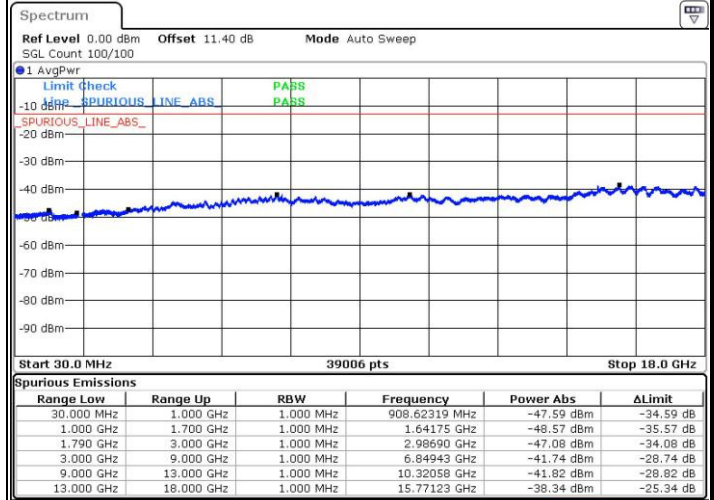
Lowest Channel / 64QAM





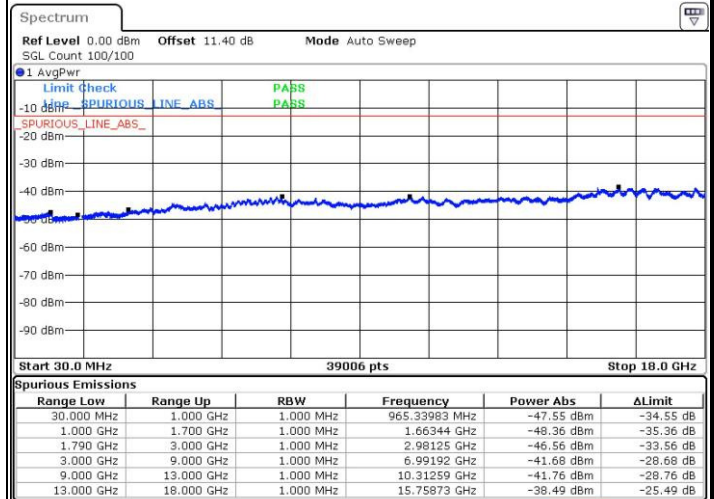
LTE Band 66 / 3MHz

Middle Channel / 64QAM



Date: 27.APR.2017 13:54:50

Highest Channel / 64QAM

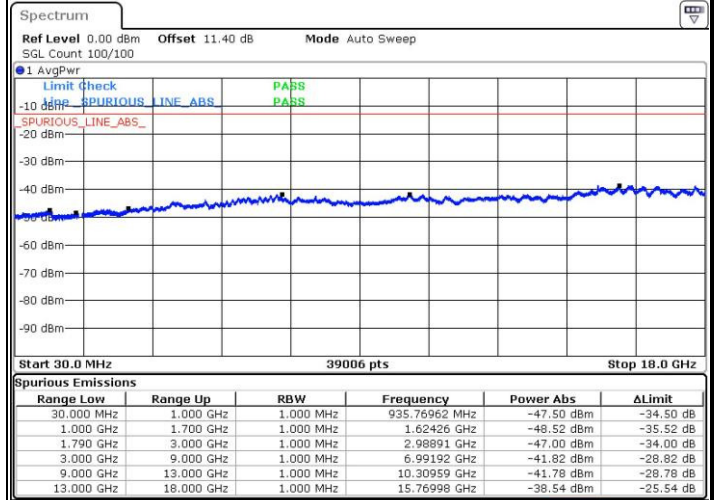


Date: 27.APR.2017 13:58:24



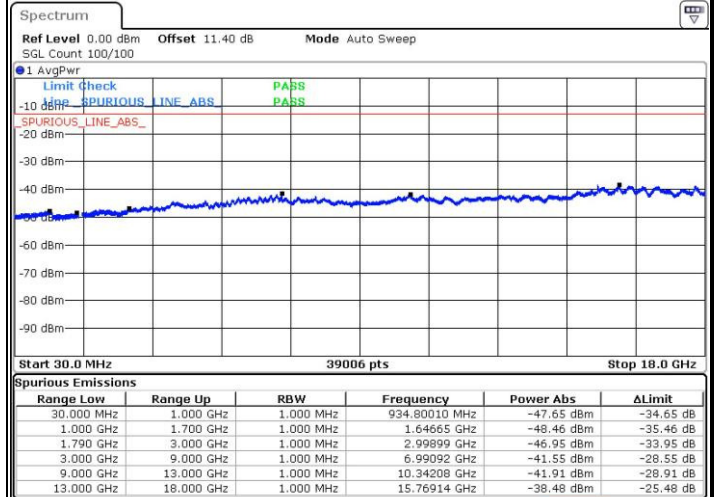
LTE Band 66 / 5MHz

Lowest Channel / 64QAM



Date: 27.APR.2017 14:01:59

Middle Channel / 64QAM

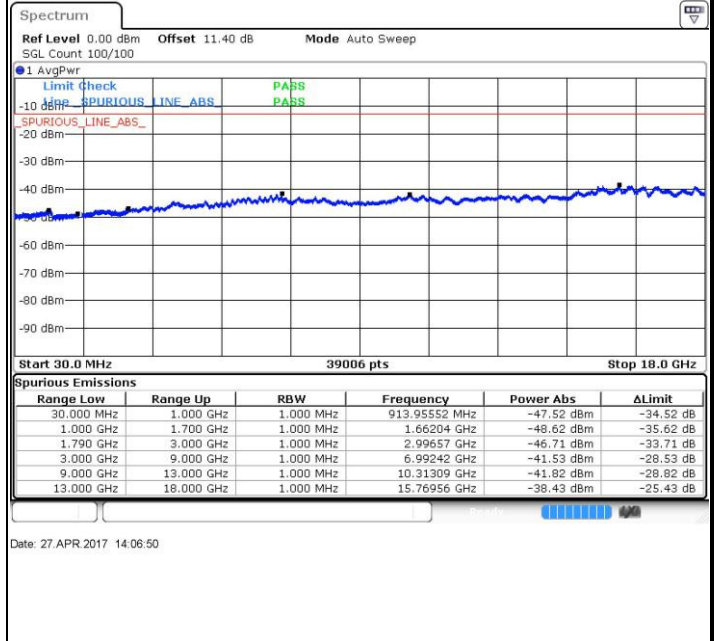


Date: 27.APR.2017 14:03:15



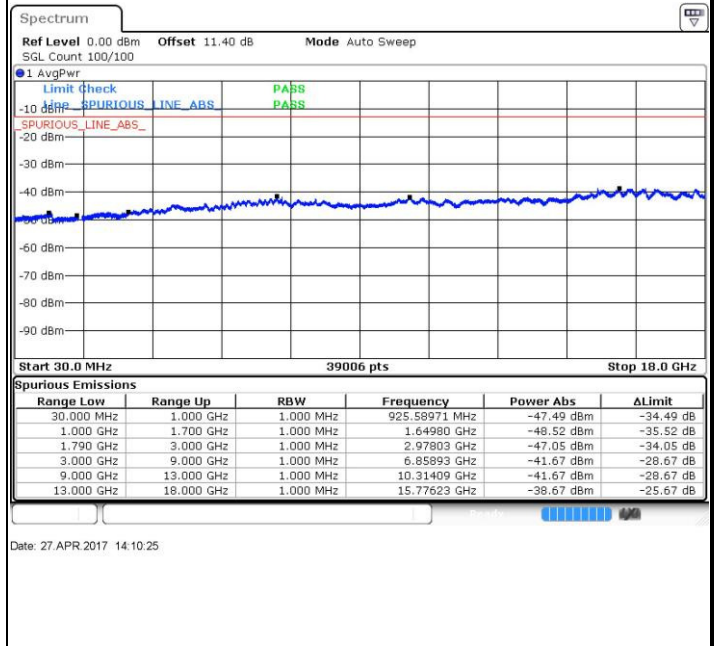
LTE Band 66 / 5MHz

Highest Channel / 64QAM



LTE Band 66 / 10MHz

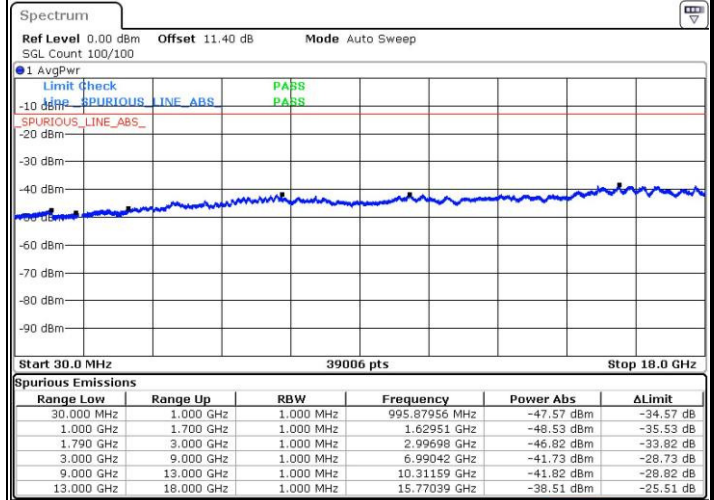
Lowest Channel / 64QAM





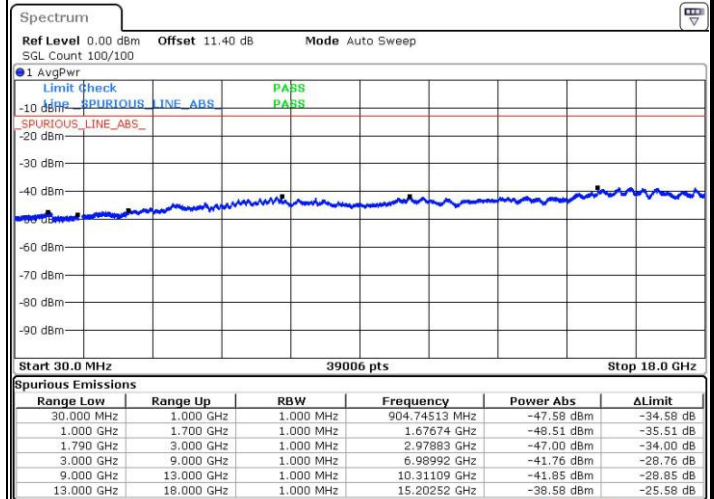
LTE Band 66 / 10MHz

Middle Channel / 64QAM



Date: 27.APR.2017 14:11:42

Highest Channel / 64QAM

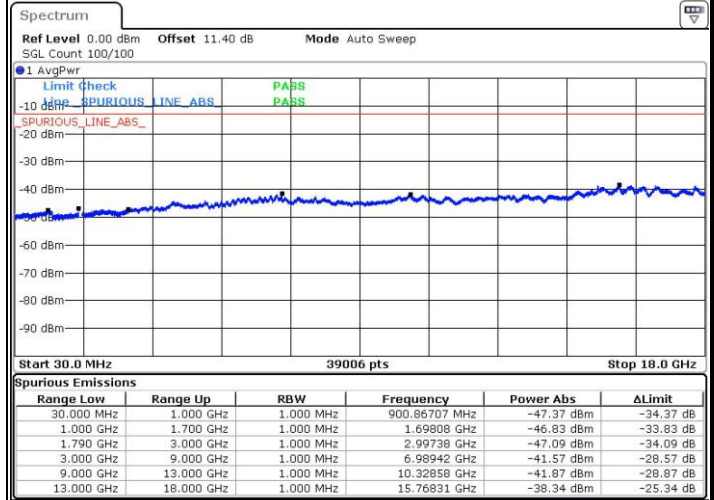


Date: 27.APR.2017 14:15:16



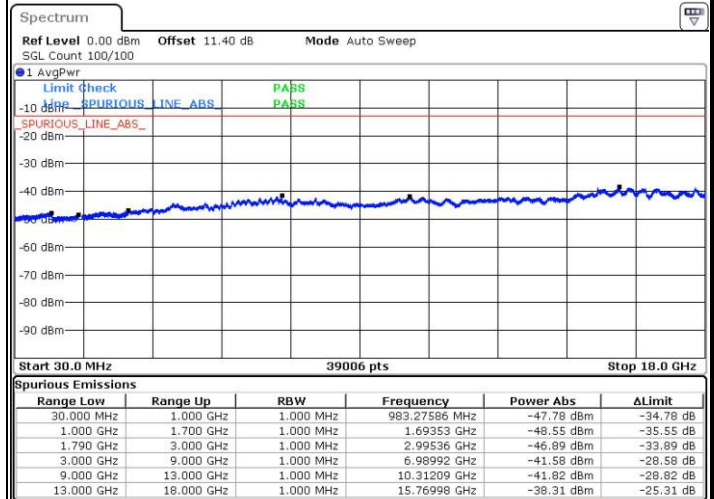
LTE Band 66 / 15MHz

Lowest Channel / 64QAM



Date: 27.APR.2017 14:18:50

Middle Channel / 64QAM

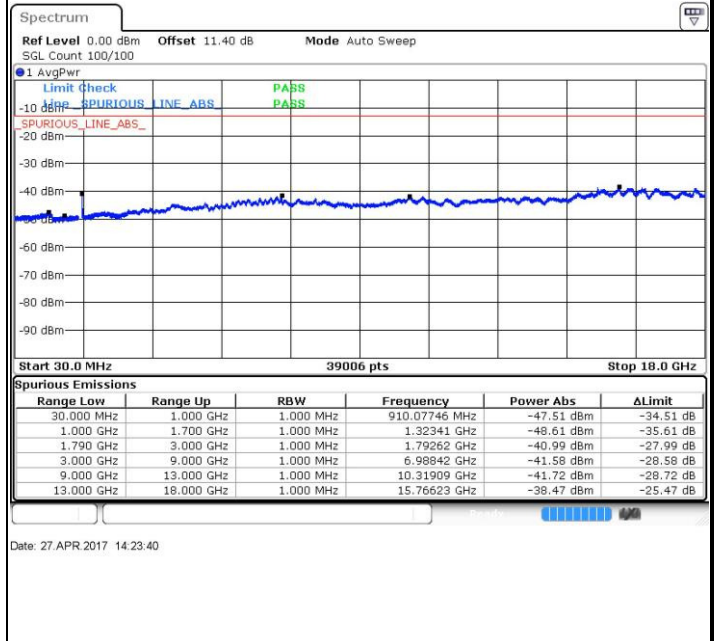


Date: 27.APR.2017 14:20:06



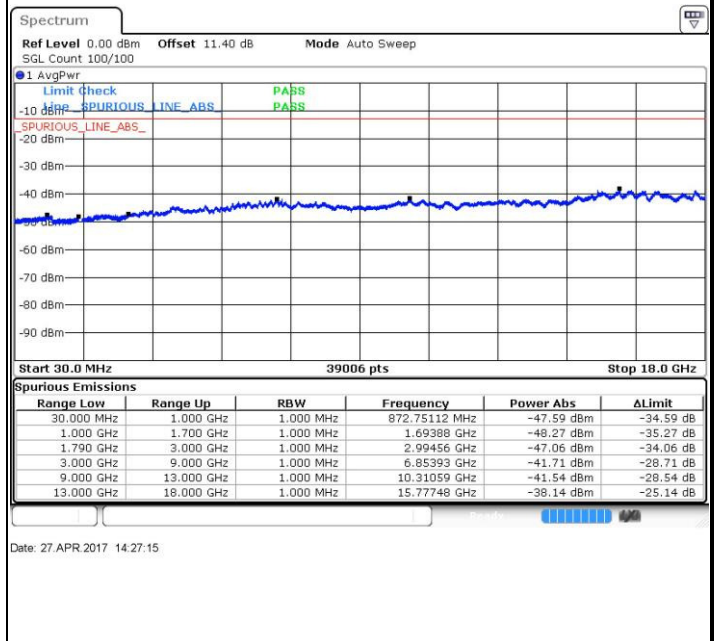
LTE Band 66 / 15MHz

Highest Channel / 64QAM



LTE Band 66 / 20MHz

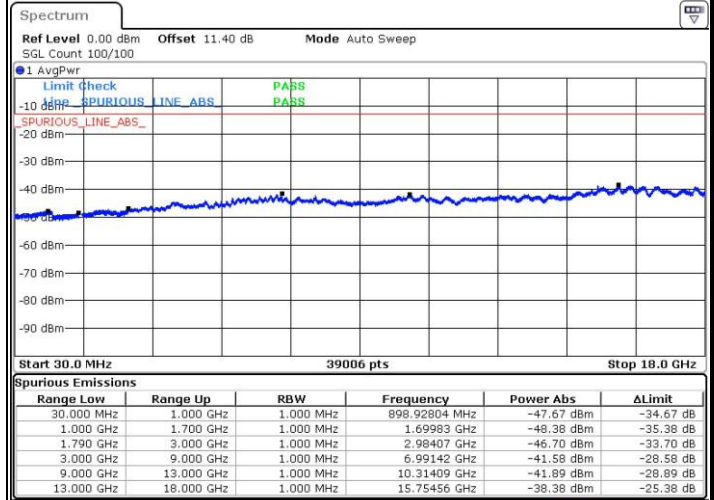
Lowest Channel / 64QAM





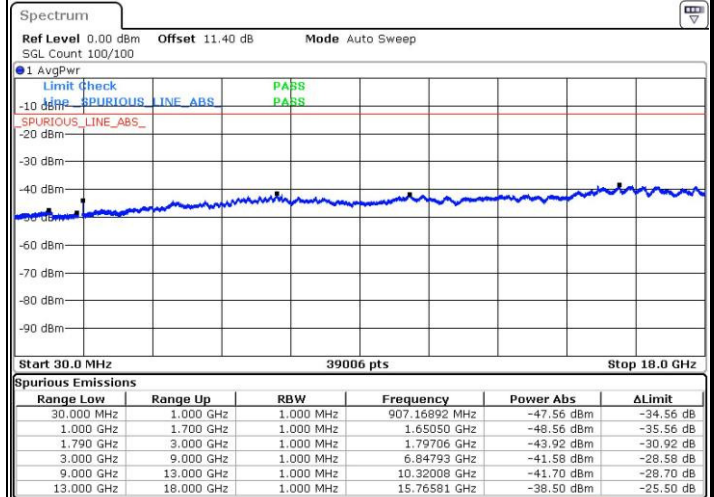
LTE Band 66 / 20MHz

Middle Channel / 64QAM



Date: 27.APR.2017 14:28:31

Highest Channel / 64QAM



Date: 27.APR.2017 14:32:05



Frequency Stability

Test Conditions		LTE Band 66 (QPSK) / Middle Channel	Limit
Temperature (°C)	Voltage (Volt)	BW 10MHz	Note 2.
		Deviation (ppm)	Result
50	Normal Voltage	0.0104	PASS
40	Normal Voltage	0.0004	
30	Normal Voltage	0.0002	
20(Ref.)	Normal Voltage	0.0000	
10	Normal Voltage	0.0092	
0	Normal Voltage	0.0006	
-10	Normal Voltage	0.0108	
-20	Normal Voltage	0.0101	
-30	Normal Voltage	0.0014	
20	Maximum Voltage	0.0015	
20	Normal Voltage	0.0000	
20	Battery End Point	0.0106	

Note:

1. Normal Voltage =3.8 V. ; Battery End Point (BEP) =3.4 V. ; Maximum Voltage =4.35 V.
2. Note: The frequency fundamental emissions stay within the authorized frequency block.



Appendix B. Test Results of ERP/EIRP and Radiated Test

ERP/EIRP

LTE Band 2 / 1.4MHz (Average) (GT - LC = 0.3 dB)							
Channel	Mode	RB		Conducted		EIRP	
		Size	Offset	Power (dBm)	Power (Watts)	EIRP(dBm)	EIRP(W)
Lowest	QPSK	3	1	22.28	0.1690	22.58	0.1811
Middle		3	1	22.17	0.1648	22.47	0.1766
Highest		3	1	22.59	0.1816	22.89	0.1945
Lowest	16QAM	1	3	21.32	0.1355	21.62	0.1452
Middle		1	3	21.35	0.1365	21.65	0.1462
Highest		1	3	21.57	0.1435	21.87	0.1538
Lowest	64QAM	3	0	21.19	0.1315	21.49	0.1409
Middle		3	0	21.26	0.1337	21.56	0.1432
Highest		3	0	21.54	0.1426	21.84	0.1528
Limit	EIRP < 2W			Result		PASS	

LTE Band 2 / 3MHz (Average) (GT - LC = 0.3 dB)							
Channel	Mode	RB		Conducted		EIRP	
		Size	Offset	Power (dBm)	Power (Watts)	EIRP(dBm)	EIRP(W)
Lowest	QPSK	1	14	22.10	0.1622	22.40	0.1738
Middle		1	14	22.25	0.1679	22.55	0.1799
Highest		1	14	22.53	0.1791	22.83	0.1919
Lowest	16QAM	1	8	21.34	0.1361	21.64	0.1459
Middle		1	8	21.42	0.1387	21.72	0.1486
Highest		1	8	21.74	0.1493	22.04	0.1600
Lowest	64QAM	1	0	21.26	0.1337	21.56	0.1432
Middle		1	0	21.41	0.1384	21.71	0.1483
Highest		1	0	21.56	0.1432	21.86	0.1535
Limit	EIRP < 2W			Result		PASS	

LTE Band 2 / 5MHz (Average) (GT - LC = 0.3 dB)							
Channel	Mode	RB		Conducted		EIRP	
		Size	Offset	Power (dBm)	Power (Watts)	EIRP(dBm)	EIRP(W)
Lowest	QPSK	1	24	22.59	0.1816	22.89	0.1945
Middle		1	24	22.51	0.1782	22.81	0.1910
Highest		1	24	23.05	0.2018	23.35	0.2163
Lowest	16QAM	1	0	21.87	0.1538	22.17	0.1648
Middle		1	0	21.77	0.1503	22.07	0.1611
Highest		1	0	22.28	0.1690	22.58	0.1811
Lowest	64QAM	1	12	21.28	0.1343	21.58	0.1439
Middle		1	12	21.38	0.1374	21.68	0.1472
Highest		1	12	21.51	0.1416	21.81	0.1517
Limit	EIRP < 2W			Result		PASS	



LTE Band 2 / 10MHz (Average) (GT - LC = 0.3 dB)							
Channel	Mode	RB		Conducted		EIRP	
		Size	Offset	Power (dBm)	Power (Watts)	EIRP(dBm)	EIRP(W)
Lowest	QPSK	1	0	22.85	0.1928	23.15	0.2065
Middle		1	0	22.73	0.1875	23.03	0.2009
Highest		1	0	23.05	0.2018	23.35	0.2163
Lowest	16QAM	1	0	22.09	0.1618	22.39	0.1734
Middle		1	0	22.01	0.1589	22.31	0.1702
Highest		1	0	22.25	0.1679	22.55	0.1799
Lowest	64QAM	1	0	21.64	0.1459	21.94	0.1563
Middle		1	0	21.49	0.1409	21.79	0.1510
Highest		1	0	21.55	0.1429	21.85	0.1531
Limit	EIRP < 2W		Result		PASS		

LTE Band 2 / 15MHz (Average) (GT - LC = 0.3 dB)							
Channel	Mode	RB		Conducted		EIRP	
		Size	Offset	Power (dBm)	Power (Watts)	EIRP(dBm)	EIRP(W)
Lowest	QPSK	1	0	22.70	0.1862	23.00	0.1995
Middle		1	0	22.56	0.1803	22.86	0.1932
Highest		1	0	23.03	0.2009	23.33	0.2153
Lowest	16QAM	1	0	21.97	0.1574	22.27	0.1687
Middle		1	0	21.84	0.1528	22.14	0.1637
Highest		1	0	22.29	0.1694	22.59	0.1816
Lowest	64QAM	1	0	21.50	0.1413	21.80	0.1514
Middle		1	0	21.39	0.1377	21.69	0.1476
Highest		1	0	21.72	0.1486	22.02	0.1592
Limit	EIRP < 2W		Result		PASS		

LTE Band 2 / 20MHz (Average) (GT - LC = 0.3 dB)							
Channel	Mode	RB		Conducted		EIRP	
		Size	Offset	Power (dBm)	Power (Watts)	EIRP(dBm)	EIRP(W)
Lowest	QPSK	1	0	22.87	0.1936	23.17	0.2075
Middle		1	0	22.82	0.1914	23.12	0.2051
Highest		1	0	23.06	0.2023	23.36	0.2168
Lowest	16QAM	1	99	21.99	0.1581	22.29	0.1694
Middle		1	99	21.90	0.1549	22.20	0.1660
Highest		1	99	22.20	0.1660	22.50	0.1778
Lowest	64QAM	1	0	21.59	0.1442	21.89	0.1545
Middle		1	0	21.53	0.1422	21.83	0.1524
Highest		1	0	21.81	0.1517	22.11	0.1626
Limit	EIRP < 2W		Result		PASS		



LTE Band 25 / 1.4MHz (Average) (GT - LC = -0.7 dB)							
Channel	Mode	RB		Conducted		EIRP	
		Size	Offset	Power (dBm)	Power (Watts)	EIRP(dBm)	EIRP(W)
Lowest	QPSK	3	1	22.21	0.1663	21.51	0.1416
Middle		3	1	22.26	0.1683	21.56	0.1432
Highest		3	1	22.39	0.1734	21.69	0.1476
Lowest	16QAM	1	3	21.27	0.1340	20.57	0.1140
Middle		1	3	21.46	0.1400	20.76	0.1191
Highest		1	3	21.49	0.1409	20.79	0.1199
Lowest	64QAM	1	0	20.24	0.1057	19.54	0.0899
Middle		1	0	20.58	0.1143	19.88	0.0973
Highest		1	0	20.29	0.1069	19.59	0.0910
Limit	EIRP < 2W		Result		PASS		

LTE Band 25 / 3MHz (Average) (GT - LC = -0.7 dB)							
Channel	Mode	RB		Conducted		EIRP	
		Size	Offset	Power (dBm)	Power (Watts)	EIRP(dBm)	EIRP(W)
Lowest	QPSK	1	14	22.16	0.1644	21.46	0.1400
Middle		1	14	22.10	0.1622	21.40	0.1380
Highest		1	14	22.41	0.1742	21.71	0.1483
Lowest	16QAM	1	0	21.40	0.1380	20.70	0.1175
Middle		1	0	21.52	0.1419	20.82	0.1208
Highest		1	0	21.52	0.1419	20.82	0.1208
Lowest	64QAM	1	14	20.25	0.1059	19.55	0.0902
Middle		1	14	20.30	0.1072	19.60	0.0912
Highest		1	14	20.42	0.1102	19.72	0.0938
Limit	EIRP < 2W		Result		PASS		

LTE Band 25 / 5MHz (Average) (GT - LC = -0.7 dB)							
Channel	Mode	RB		Conducted		EIRP	
		Size	Offset	Power (dBm)	Power (Watts)	EIRP(dBm)	EIRP(W)
Lowest	QPSK	1	24	22.53	0.1791	21.83	0.1524
Middle		1	24	22.55	0.1799	21.85	0.1531
Highest		1	24	22.81	0.1910	22.11	0.1626
Lowest	16QAM	1	24	21.84	0.1528	21.14	0.1300
Middle		1	24	21.87	0.1538	21.17	0.1309
Highest		1	24	22.01	0.1589	21.31	0.1352
Lowest	64QAM	1	0	20.22	0.1052	19.52	0.0895
Middle		1	0	20.35	0.1084	19.65	0.0923
Highest		1	0	20.44	0.1107	19.74	0.0942
Limit	EIRP < 2W		Result		PASS		



LTE Band 25 / 10MHz (Average) (GT - LC = -0.7 dB)							
Channel	Mode	RB		Conducted		EIRP	
		Size	Offset	Power (dBm)	Power (Watts)	EIRP(dBm)	EIRP(W)
Lowest	QPSK	1	0	22.90	0.1950	22.20	0.1660
Middle		1	0	22.78	0.1897	22.08	0.1614
Highest		1	0	22.79	0.1901	22.09	0.1618
Lowest	16QAM	1	0	22.18	0.1652	21.48	0.1406
Middle		1	0	22.08	0.1614	21.38	0.1374
Highest		1	0	22.10	0.1622	21.40	0.1380
Lowest	64QAM	1	0	20.47	0.1114	19.77	0.0948
Middle		1	0	20.52	0.1127	19.82	0.0959
Highest		1	0	20.46	0.1112	19.76	0.0946
Limit	EIRP < 2W			Result		PASS	

LTE Band 25 / 15MHz (Average) (GT - LC = -0.7 dB)							
Channel	Mode	RB		Conducted		EIRP	
		Size	Offset	Power (dBm)	Power (Watts)	EIRP(dBm)	EIRP(W)
Lowest	QPSK	1	0	22.77	0.1892	22.07	0.1611
Middle		1	0	22.64	0.1837	21.94	0.1563
Highest		1	0	22.84	0.1923	22.14	0.1637
Lowest	16QAM	1	0	22.05	0.1603	21.35	0.1365
Middle		1	0	21.92	0.1556	21.22	0.1324
Highest		1	0	22.14	0.1637	21.44	0.1393
Lowest	64QAM	1	0	20.46	0.1112	19.76	0.0946
Middle		1	0	20.47	0.1114	19.77	0.0948
Highest		1	0	20.79	0.1199	20.09	0.1021
Limit	EIRP < 2W			Result		PASS	

LTE Band 25 / 20MHz (Average) (GT - LC = -0.7 dB)							
Channel	Mode	RB		Conducted		EIRP	
		Size	Offset	Power (dBm)	Power (Watts)	EIRP(dBm)	EIRP(W)
Lowest	QPSK	1	0	22.87	0.1936	22.17	0.1648
Middle		1	0	22.92	0.1959	22.22	0.1667
Highest		1	0	22.81	0.1910	22.11	0.1626
Lowest	16QAM	1	0	22.24	0.1675	21.54	0.1426
Middle		1	0	22.16	0.1644	21.46	0.1400
Highest		1	0	22.07	0.1611	21.37	0.1371
Lowest	64QAM	1	0	20.57	0.1140	19.87	0.0971
Middle		1	0	20.83	0.1211	20.13	0.1030
Highest		1	0	20.66	0.1164	19.96	0.0991
Limit	EIRP < 2W			Result		PASS	



LTE Band 4 / 1.4MHz (Average) (GT - LC = 0.3 dB)							
Channel	Mode	RB		Conducted		EIRP	
		Size	Offset	Power (dBm)	Power (Watts)	EIRP(dBm)	EIRP(W)
Lowest	QPSK	1	3	22.50	0.1778	22.80	0.1905
Middle		1	3	22.26	0.1683	22.56	0.1803
Highest		1	3	22.48	0.1770	22.78	0.1897
Lowest	16QAM	1	0	21.49	0.1409	21.79	0.1510
Middle		1	0	21.49	0.1409	21.79	0.1510
Highest		1	0	21.75	0.1496	22.05	0.1603
Lowest	64QAM	1	5	21.63	0.1455	21.93	0.1560
Middle		1	5	21.37	0.1371	21.67	0.1469
Highest		1	5	21.70	0.1479	22.00	0.1585
Limit	EIRP < 1W			Result		PASS	

LTE Band 4 / 3MHz (Average) (GT - LC = 0.3 dB)							
Channel	Mode	RB		Conducted		EIRP	
		Size	Offset	Power (dBm)	Power (Watts)	EIRP(dBm)	EIRP(W)
Lowest	QPSK	1	14	22.44	0.1754	22.74	0.1879
Middle		1	14	22.23	0.1671	22.53	0.1791
Highest		1	14	22.53	0.1791	22.83	0.1919
Lowest	16QAM	1	8	21.74	0.1493	22.04	0.1600
Middle		1	8	21.59	0.1442	21.89	0.1545
Highest		1	8	21.76	0.1500	22.06	0.1607
Lowest	64QAM	1	8	21.65	0.1462	21.95	0.1567
Middle		1	8	21.37	0.1371	21.67	0.1469
Highest		1	8	21.44	0.1393	21.74	0.1493
Limit	EIRP < 1W			Result		PASS	

LTE Band 4 / 5MHz (Average) (GT - LC = 0.3 dB)							
Channel	Mode	RB		Conducted		EIRP	
		Size	Offset	Power (dBm)	Power (Watts)	EIRP(dBm)	EIRP(W)
Lowest	QPSK	1	0	22.70	0.1862	23.00	0.1995
Middle		1	0	22.74	0.1879	23.04	0.2014
Highest		1	0	22.75	0.1884	23.05	0.2018
Lowest	16QAM	1	0	21.94	0.1563	22.24	0.1675
Middle		1	0	21.97	0.1574	22.27	0.1687
Highest		1	0	22.08	0.1614	22.38	0.1730
Lowest	64QAM	1	24	21.70	0.1479	22.00	0.1585
Middle		1	24	21.27	0.1340	21.57	0.1435
Highest		1	24	21.65	0.1462	21.95	0.1567
Limit	EIRP < 1W			Result		PASS	



LTE Band 4 / 10MHz (Average) (GT - LC = 0.3 dB)							
Channel	Mode	RB		Conducted		EIRP	
		Size	Offset	Power (dBm)	Power (Watts)	EIRP(dBm)	EIRP(W)
Lowest	QPSK	1	0	22.73	0.1875	23.03	0.2009
Middle		1	0	22.80	0.1905	23.10	0.2042
Highest		1	0	22.82	0.1914	23.12	0.2051
Lowest	16QAM	1	0	21.97	0.1574	22.27	0.1687
Middle		1	0	22.02	0.1592	22.32	0.1706
Highest		1	0	22.07	0.1611	22.37	0.1726
Lowest	64QAM	1	0	21.69	0.1476	21.99	0.1581
Middle		1	0	21.62	0.1452	21.92	0.1556
Highest		1	0	21.72	0.1486	22.02	0.1592
Limit	EIRP < 1W		Result		PASS		

LTE Band 4 / 15MHz (Average) (GT - LC = 0.3 dB)							
Channel	Mode	RB		Conducted		EIRP	
		Size	Offset	Power (dBm)	Power (Watts)	EIRP(dBm)	EIRP(W)
Lowest	QPSK	1	0	22.77	0.1892	23.07	0.2028
Middle		1	0	22.85	0.1928	23.15	0.2065
Highest		1	0	22.91	0.1954	23.21	0.2094
Lowest	16QAM	1	0	22.03	0.1596	22.33	0.1710
Middle		1	0	22.10	0.1622	22.40	0.1738
Highest		1	0	22.20	0.1660	22.50	0.1778
Lowest	64QAM	1	0	21.68	0.1472	21.98	0.1578
Middle		1	0	21.48	0.1406	21.78	0.1507
Highest		1	0	21.64	0.1459	21.94	0.1563
Limit	EIRP < 1W		Result		PASS		

LTE Band 4 / 20MHz (Average) (GT - LC = 0.3 dB)							
Channel	Mode	RB		Conducted		EIRP	
		Size	Offset	Power (dBm)	Power (Watts)	EIRP(dBm)	EIRP(W)
Lowest	QPSK	1	0	22.80	0.1905	23.10	0.2042
Middle		1	0	22.84	0.1923	23.14	0.2061
Highest		1	0	22.92	0.1959	23.22	0.2099
Lowest	16QAM	1	0	22.06	0.1607	22.36	0.1722
Middle		1	0	22.08	0.1614	22.38	0.1730
Highest		1	0	22.21	0.1663	22.51	0.1782
Lowest	64QAM	1	0	21.84	0.1528	22.14	0.1637
Middle		1	0	21.88	0.1542	22.18	0.1652
Highest		1	0	21.63	0.1455	21.93	0.1560
Limit	EIRP < 1W		Result		PASS		



LTE Band 5 / 1.4MHz (Average) (GT - LC = -0.5 dB)							
Channel	Mode	RB		Conducted		ERP	
		Size	Offset	Power (dBm)	Power (Watts)	ERP(dBm)	ERP(W)
Lowest	QPSK	3	1	23.61	0.2296	20.96	0.1247
Middle		3	1	23.48	0.2228	20.83	0.1211
Highest		3	1	23.47	0.2223	20.82	0.1208
Lowest	16QAM	1	3	22.77	0.1892	20.12	0.1028
Middle		1	3	22.74	0.1879	20.09	0.1021
Highest		1	3	22.66	0.1845	20.01	0.1002
Lowest	64QAM	1	0	21.39	0.1377	18.74	0.0748
Middle		1	0	21.38	0.1374	18.73	0.0746
Highest		1	0	21.26	0.1337	18.61	0.0726
Limit	ERP < 7W			Result		PASS	

LTE Band 5 / 3MHz (Average) (GT - LC = -0.5 dB)							
Channel	Mode	RB		Conducted		ERP	
		Size	Offset	Power (dBm)	Power (Watts)	ERP(dBm)	ERP(W)
Lowest	QPSK	1	0	23.65	0.2317	21.00	0.1259
Middle		1	0	23.54	0.2259	20.89	0.1227
Highest		1	0	23.40	0.2188	20.75	0.1189
Lowest	16QAM	1	8	22.85	0.1928	20.20	0.1047
Middle		1	8	22.76	0.1888	20.11	0.1026
Highest		1	8	22.62	0.1828	19.97	0.0993
Lowest	64QAM	1	14	21.38	0.1374	18.73	0.0746
Middle		1	14	21.19	0.1315	18.54	0.0714
Highest		1	14	20.92	0.1236	18.27	0.0671
Limit	ERP < 7W			Result		PASS	

LTE Band 5 / 5MHz (Average) (GT - LC = -0.5 dB)							
Channel	Mode	RB		Conducted		ERP	
		Size	Offset	Power (dBm)	Power (Watts)	ERP(dBm)	ERP(W)
Lowest	QPSK	1	0	23.65	0.2317	21.00	0.1259
Middle		1	0	23.44	0.2208	20.79	0.1199
Highest		1	0	23.62	0.2301	20.97	0.1250
Lowest	16QAM	1	0	22.81	0.1910	20.16	0.1038
Middle		1	0	22.70	0.1862	20.05	0.1012
Highest		1	0	22.81	0.1910	20.16	0.1038
Lowest	64QAM	1	0	21.43	0.1390	18.78	0.0755
Middle		1	0	21.27	0.1340	18.62	0.0728
Highest		1	0	21.34	0.1361	18.69	0.0740
Limit	ERP < 7W			Result		PASS	



LTE Band 5 / 10MHz (Average) (GT - LC = -0.5 dB)							
Channel	Mode	RB		Conducted		ERP	
		Size	Offset	Power (dBm)	Power (Watts)	ERP(dBm)	ERP(W)
Lowest	QPSK	1	0	23.66	0.2323	21.01	0.1262
Middle		1	0	23.57	0.2275	20.92	0.1236
Highest		1	0	23.47	0.2223	20.82	0.1208
Lowest	16QAM	1	0	22.73	0.1875	20.08	0.1019
Middle		1	0	22.78	0.1897	20.13	0.1030
Highest		1	0	22.73	0.1875	20.08	0.1019
Lowest	64QAM	1	0	21.43	0.1390	18.78	0.0755
Middle		1	0	21.20	0.1318	18.55	0.0716
Highest		1	0	21.25	0.1334	18.60	0.0724
Limit	ERP < 7W			Result		PASS	



LTE Band 7 / 5MHz (Average) (GT - LC = -0.9 dB)							
Channel	Mode	RB		Conducted		EIRP	
		Size	Offset	Power (dBm)	Power (Watts)	EIRP(dBm)	EIRP(W)
Lowest	QPSK	1	12	22.02	0.1592	21.12	0.1294
Middle		1	12	22.47	0.1766	21.57	0.1435
Highest		1	12	22.14	0.1637	21.24	0.1330
Lowest	16QAM	1	12	21.30	0.1349	20.40	0.1096
Middle		1	12	21.73	0.1489	20.83	0.1211
Highest		1	12	21.44	0.1393	20.54	0.1132
Lowest	64QAM	1	12	20.78	0.1197	19.88	0.0973
Middle		1	12	20.55	0.1135	19.65	0.0923
Highest		1	12	21.29	0.1346	20.39	0.1094
Limit	EIRP < 2W		Result		PASS		

LTE Band 7 / 10MHz (Average) (GT - LC = -0.9 dB)							
Channel	Mode	RB		Conducted		EIRP	
		Size	Offset	Power (dBm)	Power (Watts)	EIRP(dBm)	EIRP(W)
Lowest	QPSK	1	0	22.04	0.1600	21.14	0.1300
Middle		1	0	22.49	0.1774	21.59	0.1442
Highest		1	0	22.26	0.1683	21.36	0.1368
Lowest	16QAM	1	0	21.32	0.1355	20.42	0.1102
Middle		1	0	21.74	0.1493	20.84	0.1213
Highest		1	0	21.51	0.1416	20.61	0.1151
Lowest	64QAM	1	0	20.98	0.1253	20.08	0.1019
Middle		1	0	20.66	0.1164	19.76	0.0946
Highest		1	0	21.19	0.1315	20.29	0.1069
Limit	EIRP < 2W		Result		PASS		

LTE Band 7 / 15MHz (Average) (GT - LC = -0.9 dB)							
Channel	Mode	RB		Conducted		EIRP	
		Size	Offset	Power (dBm)	Power (Watts)	EIRP(dBm)	EIRP(W)
Lowest	QPSK	1	37	22.16	0.1644	21.26	0.1337
Middle		1	37	22.49	0.1774	21.59	0.1442
Highest		1	37	22.14	0.1637	21.24	0.1330
Lowest	16QAM	1	37	21.44	0.1393	20.54	0.1132
Middle		1	37	21.78	0.1507	20.88	0.1225
Highest		1	37	21.44	0.1393	20.54	0.1132
Lowest	64QAM	1	0	20.56	0.1138	19.66	0.0925
Middle		1	0	20.68	0.1169	19.78	0.0951
Highest		1	0	20.66	0.1164	19.76	0.0946
Limit	EIRP < 2W		Result		PASS		



LTE Band 7 / 20MHz (Average) (GT - LC = -0.9 dB)							
Channel	Mode	RB		Conducted		EIRP	
		Size	Offset	Power (dBm)	Power (Watts)	EIRP(dBm)	EIRP(W)
Lowest	QPSK	1	0	22.15	0.1641	21.25	0.1334
Middle		1	0	22.51	0.1782	21.61	0.1449
Highest		1	0	22.34	0.1714	21.44	0.1393
Lowest	16QAM	1	49	21.43	0.1390	20.53	0.1130
Middle		1	49	21.77	0.1503	20.87	0.1222
Highest		1	49	21.52	0.1419	20.62	0.1153
Lowest	64QAM	1	99	20.86	0.1219	19.96	0.0991
Middle		1	99	20.53	0.1130	19.63	0.0918
Highest		1	99	20.51	0.1125	19.61	0.0914
Limit	EIRP < 2W			Result		PASS	



LTE Band 12 / 1.4MHz (Average) (GT - LC = -0.5 dB)							
Channel	Mode	RB		Conducted		ERP	
		Size	Offset	Power (dBm)	Power (Watts)	ERP(dBm)	ERP(W)
Lowest	QPSK	3	1	23.24	0.2109	20.59	0.1146
Middle		3	1	23.40	0.2188	20.75	0.1189
Highest		3	1	23.39	0.2183	20.74	0.1186
Lowest	16QAM	1	3	22.50	0.1778	19.85	0.0966
Middle		1	3	22.53	0.1791	19.88	0.0973
Highest		1	3	22.60	0.1820	19.95	0.0989
Lowest	64QAM	1	3	21.28	0.1343	18.63	0.0729
Middle		1	3	21.15	0.1303	18.50	0.0708
Highest		1	3	20.97	0.1250	18.32	0.0679
Limit	ERP < 3W		Result		PASS		

LTE Band 12 / 3MHz (Average) (GT - LC = -0.5 dB)							
Channel	Mode	RB		Conducted		ERP	
		Size	Offset	Power (dBm)	Power (Watts)	ERP(dBm)	ERP(W)
Lowest	QPSK	1	0	23.25	0.2113	20.60	0.1148
Middle		1	0	23.39	0.2183	20.74	0.1186
Highest		1	0	23.41	0.2193	20.76	0.1191
Lowest	16QAM	1	8	22.51	0.1782	19.86	0.0968
Middle		1	8	22.55	0.1799	19.90	0.0977
Highest		1	8	22.66	0.1845	20.01	0.1002
Lowest	64QAM	1	8	21.25	0.1334	18.60	0.0724
Middle		1	8	21.09	0.1285	18.44	0.0698
Highest		1	8	21.07	0.1279	18.42	0.0695
Limit	ERP < 3W		Result		PASS		

LTE Band 12 / 5MHz (Average) (GT - LC = -0.5 dB)							
Channel	Mode	RB		Conducted		ERP	
		Size	Offset	Power (dBm)	Power (Watts)	ERP(dBm)	ERP(W)
Lowest	QPSK	1	12	23.42	0.2198	20.77	0.1194
Middle		1	12	23.39	0.2183	20.74	0.1186
Highest		1	12	23.39	0.2183	20.74	0.1186
Lowest	16QAM	1	12	22.74	0.1879	20.09	0.1021
Middle		1	12	22.59	0.1816	19.94	0.0986
Highest		1	12	22.68	0.1854	20.03	0.1007
Lowest	64QAM	1	24	21.19	0.1315	18.54	0.0714
Middle		1	24	21.13	0.1297	18.48	0.0705
Highest		1	24	21.17	0.1309	18.52	0.0711
Limit	ERP < 3W		Result		PASS		



LTE Band 12 / 10MHz (Average) (GT - LC = -0.5 dB)							
Channel	Mode	RB		Conducted		ERP	
		Size	Offset	Power (dBm)	Power (Watts)	ERP(dBm)	ERP(W)
Lowest	QPSK	1	0	23.22	0.2099	20.57	0.1140
Middle		1	0	23.31	0.2143	20.66	0.1164
Highest		1	0	23.44	0.2208	20.79	0.1199
Lowest	16QAM	1	49	22.54	0.1795	19.89	0.0975
Middle		1	49	22.58	0.1811	19.93	0.0984
Highest		1	49	22.63	0.1832	19.98	0.0995
Lowest	64QAM	1	25	21.29	0.1346	18.64	0.0731
Middle		1	25	21.26	0.1337	18.61	0.0726
Highest		1	25	20.99	0.1256	18.34	0.0682
Limit	ERP < 3W			Result		PASS	



LTE Band 17 / 5MHz (Average) (GT - LC = -0.5 dB)							
Channel	Mode	RB		Conducted		ERP	
		Size	Offset	Power (dBm)	Power (Watts)	ERP(dBm)	ERP(W)
Lowest	QPSK	1	24	23.27	0.2123	20.62	0.1153
Middle		1	24	23.42	0.2198	20.77	0.1194
Highest		1	24	23.36	0.2168	20.71	0.1178
Lowest	16QAM	1	24	22.42	0.1746	19.77	0.0948
Middle		1	24	22.65	0.1841	20.00	0.1000
Highest		1	24	22.56	0.1803	19.91	0.0979
Lowest	64QAM	1	24	21.23	0.1327	18.58	0.0721
Middle		1	24	21.28	0.1343	18.63	0.0729
Highest		1	24	21.09	0.1285	18.44	0.0698
Limit	ERP < 3W			Result		PASS	

LTE Band 17 / 10MHz (Average) (GT - LC = -0.5 dB)							
Channel	Mode	RB		Conducted		ERP	
		Size	Offset	Power (dBm)	Power (Watts)	ERP(dBm)	ERP(W)
Lowest	QPSK	1	0	23.15	0.2065	20.50	0.1122
Middle		1	0	23.43	0.2203	20.78	0.1197
Highest		1	0	23.22	0.2099	20.57	0.1140
Lowest	16QAM	1	49	22.64	0.1837	19.99	0.0998
Middle		1	49	22.61	0.1824	19.96	0.0991
Highest		1	49	22.59	0.1816	19.94	0.0986
Lowest	64QAM	1	49	21.27	0.1340	18.62	0.0728
Middle		1	49	21.15	0.1303	18.50	0.0708
Highest		1	49	21.13	0.1297	18.48	0.0705
Limit	ERP < 3W			Result		PASS	



LTE Band 41 / 5MHz (Average) (GT - LC = -0.9 dB)							
Channel	Mode	RB		Conducted		EIRP	
		Size	Offset	Power (dBm)	Power (Watts)	EIRP(dBm)	EIRP(W)
Lowest	QPSK	1	0	22.42	0.1746	21.52	0.1419
Middle		1	0	22.02	0.1592	21.12	0.1294
Highest		1	0	22.23	0.1671	21.33	0.1358
Lowest	16QAM	1	0	21.44	0.1393	20.54	0.1132
Middle		1	0	21.24	0.1330	20.34	0.1081
Highest		1	0	21.31	0.1352	20.41	0.1099
Lowest	64QAM	1	12	20.52	0.1127	19.62	0.0916
Middle		1	12	20.19	0.1045	19.29	0.0849
Highest		1	12	20.36	0.1086	19.46	0.0883
Limit	EIRP < 2W		Result		PASS		

LTE Band 41 / 10MHz (Average) (GT - LC = -0.9 dB)							
Channel	Mode	RB		Conducted		EIRP	
		Size	Offset	Power (dBm)	Power (Watts)	EIRP(dBm)	EIRP(W)
Lowest	QPSK	1	0	22.34	0.1714	21.44	0.1393
Middle		1	0	22.26	0.1683	21.36	0.1368
Highest		1	0	22.28	0.1690	21.38	0.1374
Lowest	16QAM	1	0	21.50	0.1413	20.60	0.1148
Middle		1	0	21.66	0.1466	20.76	0.1191
Highest		1	0	21.40	0.1380	20.50	0.1122
Lowest	64QAM	1	0	20.50	0.1122	19.60	0.0912
Middle		1	0	20.33	0.1079	19.43	0.0877
Highest		1	0	20.23	0.1054	19.33	0.0857
Limit	EIRP < 2W		Result		PASS		

LTE Band 41 / 15MHz (Average) (GT - LC = -0.9 dB)							
Channel	Mode	RB		Conducted		EIRP	
		Size	Offset	Power (dBm)	Power (Watts)	EIRP(dBm)	EIRP(W)
Lowest	QPSK	1	0	22.47	0.1766	21.57	0.1435
Middle		1	0	22.47	0.1766	21.57	0.1435
Highest		1	0	22.29	0.1694	21.39	0.1377
Lowest	16QAM	1	0	21.56	0.1432	20.66	0.1164
Middle		1	0	21.65	0.1462	20.75	0.1189
Highest		1	0	21.37	0.1371	20.47	0.1114
Lowest	64QAM	1	37	20.52	0.1127	19.62	0.0916
Middle		1	37	20.23	0.1054	19.33	0.0857
Highest		1	37	20.24	0.1057	19.34	0.0859
Limit	EIRP < 2W		Result		PASS		



LTE Band 41 / 20MHz (Average) (GT - LC = -0.9 dB)							
Channel	Mode	RB		Conducted		EIRP	
		Size	Offset	Power (dBm)	Power (Watts)	EIRP(dBm)	EIRP(W)
Lowest	QPSK	1	0	22.50	0.1778	21.60	0.1445
Middle		1	0	22.50	0.1778	21.60	0.1445
Highest		1	0	22.50	0.1778	21.60	0.1445
Lowest	16QAM	1	0	21.58	0.1439	20.68	0.1169
Middle		1	0	21.25	0.1334	20.35	0.1084
Highest		1	0	21.60	0.1445	20.70	0.1175
Lowest	64QAM	1	0	20.65	0.1161	19.75	0.0944
Middle		1	0	20.45	0.1109	19.55	0.0902
Highest		1	0	20.39	0.1094	19.49	0.0889
Limit	EIRP < 2W			Result		PASS	



LTE Band 26 / 1.4MHz (Average) (GT - LC = -0.5 dB)							
Channel	Mode	RB		Conducted		ERP	
		Size	Offset	Power (dBm)	Power (Watts)	ERP(dBm)	ERP(W)
Lowest	QPSK	3	1	23.63	0.2305	20.98	0.1252
Middle		3	1	23.72	0.2353	21.07	0.1278
Highest		3	1	23.55	0.2263	20.90	0.1229
Lowest	16QAM	1	3	22.82	0.1912	20.17	0.1039
Middle		1	3	22.92	0.1957	20.27	0.1063
Highest		1	3	22.74	0.1878	20.09	0.1020
Lowest	64QAM	1	3	21.52	0.1418	18.87	0.0770
Middle		1	3	21.55	0.1428	18.90	0.0776
Highest		1	3	21.28	0.1342	18.63	0.0729
Limit	ERP < 7W			Result		PASS	

LTE Band 26 / 3MHz (Average) (GT - LC = -0.5 dB)							
Channel	Mode	RB		Conducted		ERP	
		Size	Offset	Power (dBm)	Power (Watts)	ERP(dBm)	ERP(W)
Lowest	QPSK	1	0	23.74	0.2364	21.09	0.1284
Middle		1	0	23.74	0.2364	21.09	0.1284
Highest		1	0	23.58	0.2278	20.93	0.1238
Lowest	16QAM	1	0	22.95	0.1971	20.30	0.1071
Middle		1	0	22.91	0.1953	20.26	0.1061
Highest		1	0	22.80	0.1904	20.15	0.1034
Lowest	64QAM	1	8	21.52	0.1418	18.87	0.0770
Middle		1	8	21.58	0.1437	18.93	0.0781
Highest		1	8	21.26	0.1335	18.61	0.0725
Limit	ERP < 7W			Result		PASS	

LTE Band 26 / 5MHz (Average) (GT - LC = -0.5 dB)							
Channel	Mode	RB		Conducted		ERP	
		Size	Offset	Power (dBm)	Power (Watts)	ERP(dBm)	ERP(W)
Lowest	QPSK	1	0	23.72	0.2353	21.07	0.1278
Middle		1	0	23.72	0.2353	21.07	0.1278
Highest		1	0	23.58	0.2278	20.93	0.1238
Lowest	16QAM	1	24	22.98	0.1984	20.33	0.1078
Middle		1	24	22.91	0.1953	20.26	0.1061
Highest		1	24	22.74	0.1878	20.09	0.1020
Lowest	64QAM	1	0	21.42	0.1385	18.77	0.0753
Middle		1	0	21.63	0.1454	18.98	0.0790
Highest		1	0	21.65	0.1461	19.00	0.0794
Limit	ERP < 7W			Result		PASS	



LTE Band 26 / 10MHz (Average) (GT - LC = -0.5 dB)							
Channel	Mode	RB		Conducted		ERP	
		Size	Offset	Power (dBm)	Power (Watts)	ERP(dBm)	ERP(W)
Lowest	QPSK	1	25	23.64	0.2310	20.99	0.1255
Middle		1	25	23.70	0.2342	21.05	0.1272
Highest		1	25	23.57	0.2273	20.92	0.1235
Lowest	16QAM	1	25	22.89	0.1944	20.24	0.1056
Middle		1	25	22.96	0.1975	20.31	0.1073
Highest		1	25	22.83	0.1917	20.18	0.1041
Lowest	64QAM	1	0	21.49	0.1408	18.84	0.0765
Middle		1	0	21.64	0.1457	18.99	0.0792
Highest		1	0	21.57	0.1434	18.92	0.0779
Limit	ERP < 7W			Result		PASS	

LTE Band 26 / 15MHz (Average) (GT - LC = -0.5 dB)							
Channel	Mode	RB		Conducted		ERP	
		Size	Offset	Power (dBm)	Power (Watts)	ERP(dBm)	ERP(W)
Lowest	QPSK	1	0	23.70	0.2342	21.05	0.1272
Middle		1	0	23.75	0.2369	21.10	0.1287
Highest		1	0	23.73	0.2358	21.08	0.1281
Lowest	16QAM	1	0	22.92	0.1957	20.27	0.1063
Middle		1	0	22.99	0.1989	20.34	0.1080
Highest		1	0	23.08	0.2030	20.43	0.1103
Lowest	64QAM	1	0	21.46	0.1398	18.81	0.0760
Middle		1	0	21.51	0.1414	18.86	0.0768
Highest		1	0	21.57	0.1434	18.92	0.0779
Limit	ERP < 7W			Result		PASS	



LTE Band 38 / 5MHz (Peak) (GT - LC = -0.9 dB)							
Channel	Mode	RB		Conducted		EIRP	
		Size	Offset	Power (dBm)	Power (Watts)	EIRP(dBm)	EIRP(W)
Lowest	QPSK	1	12	22.09	0.1618	21.19	0.1315
Middle		1	12	22.21	0.1663	21.31	0.1352
Highest		1	12	22.09	0.1618	21.19	0.1315
Lowest	16QAM	1	12	21.07	0.1279	20.17	0.1040
Middle		1	12	21.31	0.1352	20.41	0.1099
Highest		1	12	21.12	0.1294	20.22	0.1052
Lowest	64QAM	1	12	21.85	0.1531	20.95	0.1245
Middle		1	12	21.80	0.1514	20.90	0.1230
Highest		1	12	21.79	0.1510	20.89	0.1227
Limit	EIRP < 2W		Result		PASS		

LTE Band 38 / 10MHz (Peak) (GT - LC = -0.9 dB)							
Channel	Mode	RB		Conducted		EIRP	
		Size	Offset	Power (dBm)	Power (Watts)	EIRP(dBm)	EIRP(W)
Lowest	QPSK	1	0	22.09	0.1618	21.19	0.1315
Middle		1	0	22.22	0.1667	21.32	0.1355
Highest		1	0	22.05	0.1603	21.15	0.1303
Lowest	16QAM	1	0	21.24	0.1330	20.34	0.1081
Middle		1	0	21.34	0.1361	20.44	0.1107
Highest		1	0	21.18	0.1312	20.28	0.1067
Lowest	64QAM	1	0	21.80	0.1514	20.90	0.1230
Middle		1	0	21.88	0.1542	20.98	0.1253
Highest		1	0	21.70	0.1479	20.80	0.1202
Limit	EIRP < 2W		Result		PASS		

LTE Band 38 / 15MHz (Peak) (GT - LC = -0.9 dB)							
Channel	Mode	RB		Conducted		EIRP	
		Size	Offset	Power (dBm)	Power (Watts)	EIRP(dBm)	EIRP(W)
Lowest	QPSK	1	0	22.07	0.1611	21.17	0.1309
Middle		1	0	22.26	0.1683	21.36	0.1368
Highest		1	0	22.20	0.1660	21.30	0.1349
Lowest	16QAM	1	0	21.13	0.1297	20.23	0.1054
Middle		1	0	21.36	0.1368	20.46	0.1112
Highest		1	0	21.26	0.1337	20.36	0.1086
Lowest	64QAM	1	0	21.83	0.1524	20.93	0.1239
Middle		1	0	21.77	0.1503	20.87	0.1222
Highest		1	0	21.95	0.1567	21.05	0.1274
Limit	EIRP < 2W		Result		PASS		



LTE Band 38 / 20MHz (Peak) (GT - LC = -0.9 dB)							
Channel	Mode	RB		Conducted		EIRP	
		Size	Offset	Power (dBm)	Power (Watts)	EIRP(dBm)	EIRP(W)
Lowest	QPSK	1	0	22.19	0.1656	21.29	0.1346
Middle		1	0	22.33	0.1710	21.43	0.1390
Highest		1	0	22.22	0.1667	21.32	0.1355
Lowest	16QAM	1	0	21.29	0.1346	20.39	0.1094
Middle		1	0	21.40	0.1380	20.50	0.1122
Highest		1	0	21.27	0.1340	20.37	0.1089
Lowest	64QAM	1	49	21.82	0.1521	20.92	0.1236
Middle		1	49	21.95	0.1567	21.05	0.1274
Highest		1	49	21.87	0.1538	20.97	0.1250
Limit	EIRP < 2W			Result		PASS	



LTE Band 66 / 1.4MHz (Average) (GT - LC = 0.3 dB)							
Channel	Mode	RB		Conducted		EIRP	
		Size	Offset	Power (dBm)	Power (Watts)	EIRP(dBm)	EIRP(W)
Lowest	QPSK	3	1	22.33	0.1710	22.63	0.1832
Middle		3	1	22.63	0.1832	22.93	0.1963
Highest		3	1	22.38	0.1730	22.68	0.1854
Lowest	16QAM	1	3	21.48	0.1406	21.78	0.1507
Middle		1	3	21.71	0.1483	22.01	0.1589
Highest		1	3	21.35	0.1365	21.65	0.1462
Lowest	64QAM	3	3	21.16	0.1306	21.46	0.1400
Middle		3	3	20.97	0.1250	21.27	0.1340
Highest		3	3	20.82	0.1208	21.12	0.1294
Limit	EIRP < 1W			Result		PASS	

LTE Band 66 / 3MHz (Average) (GT - LC = 0.3 dB)							
Channel	Mode	RB		Conducted		EIRP	
		Size	Offset	Power (dBm)	Power (Watts)	EIRP(dBm)	EIRP(W)
Lowest	QPSK	1	0	22.31	0.1702	22.61	0.1824
Middle		1	0	22.56	0.1803	22.86	0.1932
Highest		1	0	22.42	0.1746	22.72	0.1871
Lowest	16QAM	1	8	21.58	0.1439	21.88	0.1542
Middle		1	8	21.80	0.1514	22.10	0.1622
Highest		1	8	21.33	0.1358	21.63	0.1455
Lowest	64QAM	1	14	21.08	0.1282	21.38	0.1374
Middle		1	14	20.90	0.1230	21.20	0.1318
Highest		1	14	20.65	0.1161	20.95	0.1245
Limit	EIRP < 1W			Result		PASS	

LTE Band 66 / 5MHz (Average) (GT - LC = 0.3 dB)							
Channel	Mode	RB		Conducted		EIRP	
		Size	Offset	Power (dBm)	Power (Watts)	EIRP(dBm)	EIRP(W)
Lowest	QPSK	1	0	22.36	0.1722	22.66	0.1845
Middle		1	0	22.59	0.1816	22.89	0.1945
Highest		1	0	22.42	0.1746	22.72	0.1871
Lowest	16QAM	1	0	21.65	0.1462	21.95	0.1567
Middle		1	0	21.79	0.1510	22.09	0.1618
Highest		1	0	21.63	0.1455	21.93	0.1560
Lowest	64QAM	1	0	21.14	0.1300	21.44	0.1393
Middle		1	0	21.10	0.1288	21.40	0.1380
Highest		1	0	20.87	0.1222	21.17	0.1309
Limit	EIRP < 1W			Result		PASS	



LTE Band 66 / 10MHz (Average) (GT - LC = 0.3 dB)							
Channel	Mode	RB		Conducted		EIRP	
		Size	Offset	Power (dBm)	Power (Watts)	EIRP(dBm)	EIRP(W)
Lowest	QPSK	1	0	22.41	0.1742	22.71	0.1866
Middle		1	0	22.65	0.1841	22.95	0.1972
Highest		1	0	22.54	0.1795	22.84	0.1923
Lowest	16QAM	1	0	21.66	0.1466	21.96	0.1570
Middle		1	0	21.81	0.1517	22.11	0.1626
Highest		1	0	21.80	0.1514	22.10	0.1622
Lowest	64QAM	1	0	21.15	0.1303	21.45	0.1396
Middle		1	0	20.89	0.1227	21.19	0.1315
Highest		1	0	21.05	0.1274	21.35	0.1365
Limit	EIRP < 1W			Result		PASS	

LTE Band 66 / 15MHz (Average) (GT - LC = 0.3 dB)							
Channel	Mode	RB		Conducted		EIRP	
		Size	Offset	Power (dBm)	Power (Watts)	EIRP(dBm)	EIRP(W)
Lowest	QPSK	1	0	22.45	0.1758	22.75	0.1884
Middle		1	0	22.69	0.1858	22.99	0.1991
Highest		1	0	22.58	0.1811	22.88	0.1941
Lowest	16QAM	1	0	21.73	0.1489	22.03	0.1596
Middle		1	0	21.88	0.1542	22.18	0.1652
Highest		1	0	21.77	0.1503	22.07	0.1611
Lowest	64QAM	1	0	21.38	0.1374	21.68	0.1472
Middle		1	0	21.10	0.1288	21.40	0.1380
Highest		1	0	21.04	0.1271	21.34	0.1361
Limit	EIRP < 1W			Result		PASS	

LTE Band 66 / 20MHz (Average) (GT - LC = 0.3 dB)							
Channel	Mode	RB		Conducted		EIRP	
		Size	Offset	Power (dBm)	Power (Watts)	EIRP(dBm)	EIRP(W)
Lowest	QPSK	1	0	22.50	0.1778	22.80	0.1905
Middle		1	0	22.76	0.1888	23.06	0.2023
Highest		1	0	22.64	0.1837	22.94	0.1968
Lowest	16QAM	1	0	21.79	0.1510	22.09	0.1618
Middle		1	0	21.93	0.1560	22.23	0.1671
Highest		1	0	21.95	0.1567	22.25	0.1679
Lowest	64QAM	1	0	21.41	0.1384	21.71	0.1483
Middle		1	0	21.24	0.1330	21.54	0.1426
Highest		1	0	21.23	0.1327	21.53	0.1422
Limit	EIRP < 1W			Result		PASS	



Radiated Spurious Emission

LTE Band 2

LTE Band 2 / 1.4MHz / QPSK									
Channel	Frequency (MHz)	EIRP (dBm)	Limit (dBm)	Over Limit (dB)	SPA Reading (dBm)	S.G. Power (dBm)	TX Cable loss (dB)	TX Antenna Gain (dBi)	Polarization (H/V)
Lowest	5548	-62.86	-13	-49.86	-63.41	-69.93	2.65	9.72	H
	11102	-49.69	-13	-36.69	-64.51	-59.46	2.69	12.46	H
	14797	-54.32	-13	-41.32	-71.96	-64.16	3.51	13.36	H
									H
									H
									H
	9251	-57.90	-13	-44.90	-66.87	-67.96	2.54	12.60	V
	11102	-43.21	-13	-30.21	-57.66	-52.98	2.69	12.46	V
	12954	-49.93	-13	-36.93	-66.43	-59.96	2.92	12.94	V
	14797	-51.55	-13	-38.55	-70.33	-61.39	3.51	13.36	V
									V
								V	
Middle	3756	-67.11	-13	-54.11	-60.83	-73.73	1.68	8.31	H
	11273	-46.79	-13	-33.79	-61.75	-56.50	2.68	12.39	H
	13154	-51.45	-13	-38.45	-69.29	-61.70	2.97	13.22	H
									H
									H
									H
	5639	-62.88	-13	-49.88	-63.57	-69.93	2.71	9.76	V
	9398	-57.82	-13	-44.82	-67.08	-67.79	2.57	12.54	V
	11273	-38.77	-13	-25.77	-53.51	-48.48	2.68	12.39	V
	13154	-47.45	-13	-34.45	-64.45	-57.70	2.97	13.22	V
	15035	-52.09	-13	-39.09	-71.75	-62.13	3.61	13.65	V
								V	



Highest	5723	-62.15	-13	-49.15	-63.1	-69.19	2.75	9.79	H
	9545	-55.71	-13	-42.71	-67.17	-65.58	2.60	12.47	H
	11453	-48.54	-13	-35.54	-63.67	-58.18	2.68	12.32	H
	15272	-52.12	-13	-39.12	-71.38	-62.39	3.71	13.98	H
									H
									H
									H
	3819	-66.84	-13	-53.84	-51.72	-73.52	1.70	8.38	V
	5723	-60.94	-13	-47.94	-61.82	-67.98	2.75	9.79	V
	7634	-57.58	-13	-44.58	-64.3	-67.07	2.39	11.88	V
	9545	-56.49	-13	-43.49	-66.14	-66.36	2.60	12.47	V
	11453	-41.30	-13	-28.30	-56.35	-50.94	2.68	12.32	V
	13363	-48.46	-13	-35.46	-65.91	-58.95	3.02	13.51	V
									V

Remark: Spurious emissions within 30-1000MHz were found more than 20dB below limit line.



LTE Band 2 / 3MHz / QPSK									
Channel	Frequency (MHz)	EIRP (dBm)	Limit (dBm)	Over Limit (dB)	SPA Reading (dBm)	S.G. Power (dBm)	TX Cable loss (dB)	TX Antenna Gain (dBi)	Polarization (H/V)
Lowest	3700	-67.38	-13	-54.38	-61.04	-73.95	1.67	8.24	H
	11102	-49.31	-13	-36.31	-64.13	-59.08	2.69	12.46	H
	14797	-54.12	-13	-41.12	-71.76	-63.96	3.51	13.36	H
									H
									H
									H
									H
	11102	-42.62	-13	-29.62	-57.07	-52.39	2.69	12.46	V
	12954	-49.33	-13	-36.33	-65.83	-59.36	2.92	12.94	V
	14797	-51.50	-13	-38.50	-70.28	-61.34	3.51	13.36	V
									V
									V
									V
									V
Middle	3756	-67.27	-13	-54.27	-60.99	-73.89	1.68	8.31	H
	11268	-45.00	-13	-32.00	-59.96	-54.71	2.68	12.39	H
	13149	-50.93	-13	-37.93	-68.77	-61.17	2.97	13.21	H
									H
									H
									H
									H
	5634	-62.09	-13	-49.09	-62.78	-69.14	2.70	9.75	V
	11268	-37.66	-13	-24.66	-52.4	-47.37	2.68	12.39	V
	13149	-47.87	-13	-34.87	-64.87	-58.11	2.97	13.21	V
	15030	-51.27	-13	-38.27	-70.94	-61.30	3.61	13.64	V
									V
									V
									V
								V	



Highest	5723	-62.08	-13	-49.08	-63.03	-69.12	2.75	9.79	H
	11444	-46.48	-13	-33.48	-61.59	-56.12	2.68	12.32	H
	15253	-51.76	-13	-38.76	-70.86	-62.01	3.70	13.95	H
									H
									H
									H
									H
	3812	-67.38	-13	-54.38	-60.97	-74.05	1.70	8.37	V
	5723	-59.59	-13	-46.59	-60.47	-66.63	2.75	9.79	V
	9538	-57.42	-13	-44.42	-67	-67.30	2.60	12.48	V
	11444	-38.56	-13	-25.56	-53.59	-48.20	2.68	12.32	V
	13353	-48.31	-13	-35.31	-65.76	-58.79	3.02	13.49	V
	15253	-47.83	-13	-34.83	-67.54	-58.08	3.70	13.95	V
									V

Remark: Spurious emissions within 30-1000MHz were found more than 20dB below limit line.



LTE Band 2 / 5MHz / QPSK									
Channel	Frequency (MHz)	EIRP (dBm)	Limit (dBm)	Over Limit (dB)	SPA Reading (dBm)	S.G. Power (dBm)	TX Cable loss (dB)	TX Antenna Gain (dBi)	Polarization (H/V)
Lowest	3700	-67.41	-13	-54.41	-61.07	-73.98	1.67	8.24	H
	11102	-50.18	-13	-37.18	-65	-59.95	2.69	12.46	H
	12954	-51.41	-13	-38.41	-68.71	-61.44	2.92	12.94	H
									H
									H
									H
									H
	11102	-43.11	-13	-30.11	-57.56	-52.88	2.69	12.46	V
	12954	-49.17	-13	-36.17	-65.67	-59.20	2.92	12.94	V
	14807	-52.23	-13	-39.23	-71.01	-62.08	3.52	13.37	V
									V
									V
									V
									V
Middle	3756	-67.57	-13	-54.57	-61.29	-74.19	1.68	8.31	H
	11263	-46.19	-13	-33.19	-61.15	-55.90	2.69	12.39	H
	13144	-51.58	-13	-38.58	-69.38	-61.82	2.97	13.20	H
									H
									H
									H
									H
	11263	-38.15	-13	-25.15	-52.89	-47.86	2.69	12.39	V
	13144	-47.55	-13	-34.55	-64.51	-57.79	2.97	13.20	V
	15025	-51.51	-13	-38.51	-71.18	-61.54	3.61	13.64	V
									V
									V
									V
									V



Highest	5718	-62.11	-13	-49.11	-63.06	-69.15	2.75	9.79	H
	11430	-45.05	-13	-32.05	-60.16	-54.69	2.68	12.33	H
	15246	-51.78	-13	-38.78	-70.88	-62.02	3.70	13.94	H
									H
									H
									H
									H
	5718	-60.60	-13	-47.60	-61.48	-67.64	2.75	9.79	V
	11430	-38.87	-13	-25.87	-53.9	-48.51	2.68	12.33	V
	13338	-48.78	-13	-35.78	-66.19	-59.24	3.02	13.47	V
	15246	-48.61	-13	-35.61	-68.32	-58.85	3.70	13.94	V
									V
									V
									V

Remark: Spurious emissions within 30-1000MHz were found more than 20dB below limit line.



LTE Band 2 / 10MHz / QPSK									
Channel	Frequency (MHz)	EIRP (dBm)	Limit (dBm)	Over Limit (dB)	SPA Reading (dBm)	S.G. Power (dBm)	TX Cable loss (dB)	TX Antenna Gain (dBi)	Polarization (H/V)
Lowest	11102	-48.62	-13	-35.62	-63.44	-58.39	2.69	12.46	H
	12954	-51.52	-13	-38.52	-68.82	-61.55	2.92	12.94	H
	14807	-54.63	-13	-41.63	-72.27	-64.48	3.52	13.37	H
									H
									H
									H
									H
	11102	-42.15	-13	-29.15	-56.6	-51.92	2.69	12.46	V
	12954	-48.54	-13	-35.54	-65.04	-58.57	2.92	12.94	V
	14807	-51.99	-13	-38.99	-70.77	-61.84	3.52	13.37	V
									V
									V
									V
									V
Middle	5625	-63.52	-13	-50.52	-64.23	-70.57	2.70	9.75	H
	11254	-46.97	-13	-33.97	-61.92	-56.68	2.69	12.40	H
	13125	-51.68	-13	-38.68	-69.44	-61.89	2.96	13.18	H
									H
									H
									H
									H
	5625	-62.10	-13	-49.10	-62.76	-69.15	2.70	9.75	V
	11254	-39.71	-13	-26.71	-54.42	-49.42	2.69	12.40	V
	13125	-48.18	-13	-35.18	-65.11	-58.39	2.96	13.18	V
									V
									V
									V
									V



Highest	11406	-46.87	-13	-33.87	-61.95	-56.52	2.68	12.34	H
	13303	-51.34	-13	-38.34	-69.52	-61.76	3.01	13.42	H
	15204	-53.40	-13	-40.40	-72.32	-63.60	3.68	13.89	H
									H
									H
									H
									H
	11406	-39.89	-13	-26.89	-54.86	-49.54	2.68	12.34	V
	13303	-48.31	-13	-35.31	-65.64	-58.73	3.01	13.42	V
	15204	-50.26	-13	-37.26	-69.96	-60.46	3.68	13.89	V
									V
									V
									V
									V

Remark: Spurious emissions within 30-1000MHz were found more than 20dB below limit line.



LTE Band 2 / 15MHz / QPSK									
Channel	Frequency (MHz)	EIRP (dBm)	Limit (dBm)	Over Limit (dB)	SPA Reading (dBm)	S.G. Power (dBm)	TX Cable loss (dB)	TX Antenna Gain (dBi)	Polarization (H/V)
Lowest	11102	-49.51	-13	-36.51	-64.33	-59.28	2.69	12.46	H
	12955	-51.98	-13	-38.98	-69.28	-62.01	2.92	12.95	H
	14806	-54.14	-13	-41.14	-71.78	-63.99	3.52	13.37	H
									H
									H
									H
									H
	11102	-42.23	-13	-29.23	-56.68	-52.00	2.69	12.46	V
	12955	-49.69	-13	-36.69	-66.19	-59.72	2.92	12.95	V
	14807	-51.91	-13	-38.91	-70.69	-61.76	3.52	13.37	V
									V
									V
									V
									V
Middle	3749	-67.27	-13	-54.27	-60.99	-73.89	1.68	8.30	H
	11235	-47.54	-13	-34.54	-62.48	-57.26	2.69	12.41	H
	13116	-51.33	-13	-38.33	-69.09	-61.53	2.96	13.16	H
									H
									H
									H
									H
	3749	-68.00	-13	-55.00	-61.5	-74.62	1.68	8.30	V
	11235	-39.61	-13	-26.61	-54.29	-49.33	2.69	12.41	V
	13116	-48.05	-13	-35.05	-64.98	-58.25	2.96	13.16	V
									V
									V
									V
									V



Highest	3791	-66.72	-13	-53.72	-60.49	-73.37	1.70	8.35	H
	11377	-46.02	-13	-33.02	-61.07	-55.69	2.68	12.35	H
	13270	-50.97	-13	-37.97	-69.08	-61.35	3.00	13.38	H
	15166	-54.10	-13	-41.10	-72.77	-64.27	3.67	13.83	H
									H
									H
									H
	3791	-67.98	-13	-54.98	-61.54	-74.63	1.70	8.35	V
	11377	-39.69	-13	-26.69	-54.6	-49.36	2.68	12.35	V
	13270	-48.13	-13	-35.13	-65.39	-58.51	3.00	13.38	V
	15166	-50.59	-13	-37.59	-70.29	-60.76	3.67	13.83	V
									V
									V
									V

Remark: Spurious emissions within 30-1000MHz were found more than 20dB below limit line.



LTE Band 2 / 20MHz / QPSK									
Channel	Frequency (MHz)	EIRP (dBm)	Limit (dBm)	Over Limit (dB)	SPA Reading (dBm)	S.G. Power (dBm)	TX Cable loss (dB)	TX Antenna Gain (dBi)	Polarization (H/V)
Lowest	11102	-50.47	-13	-37.47	-65.29	-60.24	2.69	12.46	H
	12957	-52.15	-13	-39.15	-69.45	-62.18	2.92	12.95	H
	14807	-54.18	-13	-41.18	-71.82	-64.03	3.52	13.37	H
									H
									H
									H
									H
	11102	-43.89	-13	-30.89	-58.34	-53.66	2.69	12.46	V
	12957	-49.98	-13	-36.98	-66.48	-60.01	2.92	12.95	V
	14807	-51.80	-13	-38.80	-70.58	-61.65	3.52	13.37	V
									V
									V
									V
									V
Middle	3742	-66.85	-13	-53.85	-60.56	-73.46	1.68	8.29	H
	11225	-47.71	-13	-34.71	-62.65	-57.43	2.69	12.41	H
	13097	-51.68	-13	-38.68	-69.4	-61.86	2.95	13.14	H
	14968	-54.47	-13	-41.47	-72.32	-64.45	3.58	13.56	H
									H
									H
									H
	3742	-68.20	-13	-55.20	-61.67	-74.81	1.68	8.29	V
	11225	-40.48	-13	-27.48	-55.16	-50.20	2.69	12.41	V
	13097	-48.68	-13	-35.68	-65.56	-58.86	2.95	13.14	V
	14968	-51.44	-13	-38.44	-70.96	-61.42	3.58	13.56	V
									V
									V
									V
								V	



Highest	3784	-66.88	-13	-53.88	-60.65	-73.53	1.69	8.34	H
	11349	-43.78	-13	-30.78	-58.82	-53.46	2.68	12.36	H
	13237	-51.28	-13	-38.28	-69.31	-61.62	2.99	13.33	H
	15130	-53.75	-13	-40.75	-72.24	-63.88	3.65	13.78	H
									H
									H
									H
	3784	-68.04	-13	-55.04	-61.6	-74.69	1.69	8.34	V
	11349	-38.26	-13	-25.26	-53.14	-47.94	2.68	12.36	V
	13237	-48.56	-13	-35.56	-65.74	-58.90	2.99	13.33	V
	15130	-49.46	-13	-36.46	-69.14	-59.59	3.65	13.78	V
									V
									V
									V

Remark: Spurious emissions within 30-1000MHz were found more than 20dB below limit line.



LTE Band 25

LTE Band 25 / 1.4MHz / QPSK									
Channel	Frequency (MHz)	EIRP (dBm)	Limit (dBm)	Over Limit (dB)	SPA Reading (dBm)	S.G. Power (dBm)	TX Cable loss (dB)	TX Antenna Gain (dBi)	Polarization (H/V)
Lowest	3700	-67.08	-13	-54.08	-60.74	-73.65	1.67	8.24	H
	11102	-47.86	-13	-34.86	-62.68	-57.63	2.69	12.46	H
	14797	-53.49	-13	-40.49	-71.13	-63.33	3.51	13.36	H
									H
									H
									H
									H
	3700	-67.30	-13	-54.30	-60.71	-73.87	1.67	8.24	V
	11102	-45.89	-13	-32.89	-60.34	-55.66	2.69	12.46	V
	12954	-47.95	-13	-34.95	-64.45	-57.98	2.92	12.94	V
	14797	-52.27	-13	-39.27	-71.05	-62.11	3.51	13.36	V
									V
									V
									V
Middle	3758	-67.01	-13	-54.01	-60.73	-73.63	1.69	8.31	H
	11273	-43.67	-13	-30.67	-58.63	-53.38	2.68	12.39	H
	15035	-53.78	-13	-40.78	-71.84	-63.82	3.61	13.65	H
									H
									H
									H
									H
	5639	-63.13	-13	-50.13	-63.82	-70.18	2.71	9.76	V
	11273	-42.10	-13	-29.10	-56.84	-51.81	2.68	12.39	V
	13154	-48.00	-13	-35.00	-65	-58.25	2.97	13.22	V
									V
									V
									V
									V



Highest	3826	-67.61	-13	-54.61	-61.43	-74.29	1.71	8.39	H
	11482	-47.00	-13	-34.00	-62.16	-56.62	2.68	12.31	H
	15310	-51.69	-13	-38.69	-71.12	-62.00	3.73	14.03	H
									H
									H
									H
									H
	5744	-62.24	-13	-49.24	-63.15	-69.27	2.77	9.80	V
	11482	-43.24	-13	-30.24	-58.35	-52.86	2.68	12.31	V
	13401	-47.20	-13	-34.20	-64.76	-57.73	3.03	13.56	V
	15310	-51.10	-13	-38.10	-70.82	-61.41	3.73	14.03	V
									V
									V
									V

Remark: Spurious emissions within 30-1000MHz were found more than 20dB below limit line.



LTE Band 25 / 3MHz / QPSK									
Channel	Frequency (MHz)	EIRP (dBm)	Limit (dBm)	Over Limit (dB)	SPA Reading (dBm)	S.G. Power (dBm)	TX Cable loss (dB)	TX Antenna Gain (dBi)	Polarization (H/V)
Lowest	11102	-47.90	-13	-34.90	-62.72	-57.67	2.69	12.46	H
	12951	-51.64	-13	-38.64	-68.94	-61.66	2.92	12.94	H
	14798	-53.46	-13	-40.46	-71.1	-63.30	3.51	13.36	H
									H
									H
									H
									H
	11102	-46.15	-13	-33.15	-60.6	-55.92	2.69	12.46	V
	12951	-48.38	-13	-35.38	-64.88	-58.40	2.92	12.94	V
	14798	-52.31	-13	-39.31	-71.09	-62.15	3.51	13.36	V
									V
									V
									V
									V
Middle	11273	-43.76	-13	-30.76	-58.72	-53.47	2.68	12.39	H
	13150	-51.56	-13	-38.56	-69.4	-61.80	2.97	13.21	H
	15025	-54.50	-13	-41.50	-72.48	-64.53	3.61	13.64	H
									H
									H
									H
									H
	11273	-42.21	-13	-29.21	-56.95	-51.92	2.68	12.39	V
	13150	-48.99	-13	-35.99	-65.99	-59.23	2.97	13.21	V
	15025	-52.84	-13	-39.84	-72.51	-62.87	3.61	13.64	V
									V
									V
									V
									V



Highest	11472	-46.66	-13	-33.66	-61.8	-56.29	2.68	12.31	H
	13385	-50.68	-13	-37.68	-69.06	-61.19	3.03	13.54	H
	15301	-51.67	-13	-38.67	-71.02	-61.97	3.72	14.02	H
									H
									H
									H
									H
	11472	-43.94	-13	-30.94	-59.02	-53.57	2.68	12.31	V
	13385	-47.37	-13	-34.37	-64.85	-57.88	3.03	13.54	V
	15301	-50.81	-13	-37.81	-70.53	-61.11	3.72	14.02	V
									V
									V
									V
									V

Remark: Spurious emissions within 30-1000MHz were found more than 20dB below limit line.



LTE Band 25 / 5MHz / QPSK									
Channel	Frequency (MHz)	EIRP (dBm)	Limit (dBm)	Over Limit (dB)	SPA Reading (dBm)	S.G. Power (dBm)	TX Cable loss (dB)	TX Antenna Gain (dBi)	Polarization (H/V)
Lowest	11102	-48.16	-13	-35.16	-62.98	-57.93	2.69	12.46	H
	12951	-51.34	-13	-38.34	-68.64	-61.36	2.92	12.94	H
	14802	-53.68	-13	-40.68	-71.32	-63.52	3.52	13.36	H
									H
									H
									H
									H
	11102	-46.55	-13	-33.55	-61	-56.32	2.69	12.46	V
	12951	-47.59	-13	-34.59	-64.09	-57.61	2.92	12.94	V
	14802	-52.54	-13	-39.54	-71.32	-62.39	3.52	13.36	V
									V
									V
									V
									V
Middle	3756	-67.47	-13	-54.47	-61.19	-74.09	1.68	8.31	H
	11263	-43.44	-13	-30.44	-58.4	-53.15	2.69	12.39	H
	13144	-52.19	-13	-39.19	-69.99	-62.43	2.97	13.20	H
									H
									H
									H
									H
	3756	-67.29	-13	-54.29	-60.79	-73.91	1.68	8.31	V
	11263	-42.33	-13	-29.33	-57.07	-52.04	2.69	12.39	V
	13144	-47.73	-13	-34.73	-64.69	-57.97	2.97	13.20	V
									V
									V
									V
									V
								V	



Highest	11463	-45.28	-13	-32.28	-60.41	-54.91	2.68	12.31	H
	13371	-51.36	-13	-38.36	-69.7	-61.86	3.02	13.52	H
	15282	-50.57	-13	-37.57	-69.83	-60.85	3.72	13.99	H
									H
									H
									H
									H
	11463	-43.43	-13	-30.43	-58.48	-53.06	2.68	12.31	V
	13371	-46.55	-13	-33.55	-64.03	-57.05	3.02	13.52	V
	15282	-50.66	-13	-37.66	-70.38	-60.94	3.72	13.99	V
									V
									V
									V
									V

Remark: Spurious emissions within 30-1000MHz were found more than 20dB below limit line.



LTE Band 25 / 10MHz / QPSK									
Channel	Frequency (MHz)	EIRP (dBm)	Limit (dBm)	Over Limit (dB)	SPA Reading (dBm)	S.G. Power (dBm)	TX Cable loss (dB)	TX Antenna Gain (dBi)	Polarization (H/V)
Lowest	3700	-66.37	-13	-53.37	-60.03	-72.94	1.67	8.24	H
	5555	-63.15	-13	-50.15	-63.7	-70.22	2.66	9.72	H
	11102	-46.70	-13	-33.70	-61.52	-56.47	2.69	12.46	H
	12954	-51.64	-13	-38.64	-68.94	-61.67	2.92	12.94	H
	14807	-52.73	-13	-39.73	-70.37	-62.58	3.52	13.37	H
									H
									H
	3700	-67.16	-13	-54.16	-60.57	-73.73	1.67	8.24	V
	5555	-63.14	-13	-50.14	-63.65	-70.21	2.66	9.72	V
	11102	-44.58	-13	-31.58	-59.03	-54.35	2.69	12.46	V
	12954	-47.15	-13	-34.15	-63.65	-57.18	2.92	12.94	V
	14807	-52.07	-13	-39.07	-70.85	-61.92	3.52	13.37	V
									V
									V
Middle	3749	-67.08	-13	-54.08	-60.8	-73.70	1.68	8.30	H
	5625	-63.71	-13	-50.71	-64.42	-70.76	2.70	9.75	H
	11254	-45.16	-13	-32.16	-60.11	-54.87	2.69	12.40	H
									H
									H
									H
									H
	3749	-67.16	-13	-54.16	-60.66	-73.78	1.68	8.30	V
	5625	-62.97	-13	-49.97	-63.63	-70.02	2.70	9.75	V
	11254	-42.51	-13	-29.51	-57.22	-52.22	2.69	12.40	V
	13126	-45.36	-13	-32.36	-64.29	-55.57	2.96	13.18	V
									V
									V
									V



Highest	3812	-67.57	-13	-54.57	-61.37	-74.24	1.70	8.37	H
	5716	-63.00	-13	-50.00	-63.91	-70.04	2.75	9.79	H
	11434	-44.29	-13	-31.29	-59.4	-53.93	2.68	12.33	H
	13335	-51.28	-13	-38.28	-69.54	-61.73	3.01	13.47	H
	15244	-50.38	-13	-37.38	-69.48	-60.62	3.70	13.94	H
									H
									H
	3812	-67.02	-13	-54.02	-60.61	-73.69	1.70	8.37	V
	5716	-61.48	-13	-48.48	-62.33	-68.52	2.75	9.79	V
	11434	-41.99	-13	-28.99	-57.02	-51.63	2.68	12.33	V
	13335	-47.18	-13	-34.18	-64.59	-57.63	3.01	13.47	V
	15244	-49.38	-13	-36.38	-69.09	-59.62	3.70	13.94	V
									V
									V

Remark: Spurious emissions within 30-1000MHz were found more than 20dB below limit line.



LTE Band 25 / 15MHz / QPSK									
Channel	Frequency (MHz)	EIRP (dBm)	Limit (dBm)	Over Limit (dB)	SPA Reading (dBm)	S.G. Power (dBm)	TX Cable loss (dB)	TX Antenna Gain (dBi)	Polarization (H/V)
Lowest	11102	-47.67	-13	-34.67	-62.49	-57.44	2.69	12.46	H
	12954	-51.91	-13	-38.91	-69.21	-61.94	2.92	12.94	H
	14807	-53.09	-13	-40.09	-70.73	-62.94	3.52	13.37	H
									H
									H
									H
									H
	11102	-45.85	-13	-32.85	-60.3	-55.62	2.69	12.46	V
	12954	-47.61	-13	-34.61	-64.11	-57.64	2.92	12.94	V
	14807	-51.99	-13	-38.99	-70.77	-61.84	3.52	13.37	V
									V
									V
									V
									V
Middle	3749	-67.16	-13	-54.16	-60.88	-73.78	1.68	8.30	H
	11235	-44.64	-13	-31.64	-59.58	-54.36	2.69	12.41	H
	13112	-51.86	-13	-38.86	-69.58	-62.06	2.96	13.16	H
									H
									H
									H
									H
	3749	-66.90	-13	-53.90	-60.4	-73.52	1.68	8.30	V
	11235	-42.86	-13	-29.86	-57.54	-52.58	2.69	12.41	V
	13112	-49.69	-13	-36.69	-66.62	-59.89	2.96	13.16	V
									V
									V
									V
									V



Highest	11406	-43.14	-13	-30.14	-58.22	-52.79	2.68	12.34	H
	13305	-51.70	-13	-38.70	-69.88	-62.12	3.01	13.43	H
	15206	-52.05	-13	-39.05	-70.97	-62.25	3.68	13.89	H
									H
									H
									H
									H
	11406	-40.49	-13	-27.49	-55.46	-50.14	2.68	12.34	V
	13305	-47.73	-13	-34.73	-65.06	-58.15	3.01	13.43	V
	15206	-50.83	-13	-37.83	-70.53	-61.03	3.68	13.89	V
									V
									V
									V
									V

Remark: Spurious emissions within 30-1000MHz were found more than 20dB below limit line.



LTE Band 25 / 20MHz / QPSK									
Channel	Frequency (MHz)	EIRP (dBm)	Limit (dBm)	Over Limit (dB)	SPA Reading (dBm)	S.G. Power (dBm)	TX Cable loss (dB)	TX Antenna Gain (dBi)	Polarization (H/V)
Lowest	3700	-67.09	-13	-54.09	-60.75	-73.66	1.67	8.24	H
	11102	-47.57	-13	-34.57	-62.39	-57.34	2.69	12.46	H
	12957	-51.40	-13	-38.40	-68.7	-61.43	2.92	12.95	H
	14808	-53.67	-13	-40.67	-71.31	-63.52	3.52	13.37	H
									H
									H
									H
	3700	-66.95	-13	-53.95	-60.36	-73.52	1.67	8.24	V
	11102	-46.49	-13	-33.49	-60.94	-56.26	2.69	12.46	V
	12954	-47.84	-13	-34.84	-64.34	-57.87	2.92	12.94	V
	14808	-51.39	-13	-38.39	-70.17	-61.24	3.52	13.37	V
									V
									V
									V
Middle	3742	-66.63	-13	-53.63	-60.34	-73.24	1.68	8.29	H
	11225	-44.68	-13	-31.68	-59.61	-54.40	2.69	12.41	H
	13097	-51.75	-13	-38.75	-69.47	-61.93	2.95	13.14	H
	14968	-53.48	-13	-40.48	-71.33	-63.46	3.58	13.56	H
									H
									H
									H
	3742	-66.73	-13	-53.73	-60.2	-73.34	1.68	8.29	V
	11225	-44.67	-13	-31.67	-59.35	-54.39	2.69	12.41	V
	13097	-49.47	-13	-36.47	-66.35	-59.65	2.95	13.14	V
	14968	-52.03	-13	-39.03	-71.55	-62.01	3.58	13.56	V
									V
									V
									V



Highest	3791	-66.17	-13	-53.17	-59.94	-72.82	1.70	8.35	H
	11377	-43.21	-13	-30.21	-58.26	-52.88	2.68	12.35	H
	13272	-51.34	-13	-38.34	-69.45	-61.72	3.00	13.38	H
	15168	-52.64	-13	-39.64	-71.31	-62.81	3.67	13.84	H
									H
									H
									H
	3791	-66.84	-13	-53.84	-60.4	-73.49	1.70	8.35	V
	11377	-39.93	-13	-26.93	-54.84	-49.60	2.68	12.35	V
	13272	-47.20	-13	-34.20	-64.46	-57.58	3.00	13.38	V
	15168	-51.85	-13	-38.85	-71.55	-62.02	3.67	13.84	V
									V
									V
									V

Remark: Spurious emissions within 30-1000MHz were found more than 20dB below limit line.



LTE Band 4

LTE Band 4 / 1.4MHz / QPSK									
Channel	Frequency (MHz)	EIRP (dBm)	Limit (dBm)	Over Limit (dB)	SPA Reading (dBm)	S.G. Power (dBm)	TX Cable loss (dB)	TX Antenna Gain (dBi)	Polarization (H/V)
Lowest	3420	-65.93	-13	-52.93	-59.12	-72.00	1.58	7.65	H
	11968	-46.13	-13	-33.13	-62	-55.75	2.68	12.30	H
	13680	-47.36	-13	-34.36	-65.57	-58.14	3.10	13.88	H
	15392	-43.30	-13	-30.30	-63.16	-53.69	3.76	14.15	H
									H
									H
									H
	3420	-67.13	-13	-54.13	-60.04	-73.20	1.58	7.65	V
	11968	-52.65	-13	-39.65	-68.14	-62.27	2.68	12.30	V
	15392	-47.68	-13	-34.68	-67.42	-58.07	3.76	14.15	V
									V
									V
									V
									V
Middle	3462	-66.59	-13	-53.59	-59.88	-72.83	1.59	7.83	H
	6927	-59.14	-13	-46.14	-63.8	-67.24	2.61	10.71	H
	10392	-55.37	-13	-42.37	-68.83	-65.03	2.69	12.36	H
	12120	-44.98	-13	-31.98	-60.82	-54.60	2.71	12.32	H
	13856	-49.57	-13	-36.57	-67.41	-60.48	3.15	14.06	H
	15592	-44.02	-13	-31.02	-64.73	-54.35	3.84	14.17	H
									H
	3462	-67.38	-13	-54.38	-60.38	-73.62	1.59	7.83	V
	12120	-53.30	-13	-40.30	-68.7	-62.92	2.71	12.32	V
	15592	-49.69	-13	-36.69	-69.7	-60.02	3.84	14.17	V
									V
									V
									V
									V



Highest	3504	-65.73	-13	-52.73	-59.09	-72.13	1.61	8.00	H
	10520	-55.12	-13	-42.12	-68.72	-64.83	2.69	12.40	H
	12280	-47.40	-13	-34.40	-63.13	-57.01	2.75	12.36	H
	14032	-48.80	-13	-35.80	-66.29	-59.73	3.20	14.12	H
	15784	-48.49	-13	-35.49	-69.98	-58.47	3.92	13.90	H
									H
									H
	3504	-66.88	-13	-53.88	-59.93	-73.28	1.61	8.00	V
	5261	-64.48	-13	-51.48	-64.16	-71.69	2.49	9.70	V
	12280	-54.10	-13	-41.10	-69.34	-63.71	2.75	12.36	V
									V
									V
									V
									V

Remark: Spurious emissions within 30-1000MHz were found more than 20dB below limit line.



LTE Band 4 / 3MHz / QPSK									
Channel	Frequency (MHz)	EIRP (dBm)	Limit (dBm)	Over Limit (dB)	SPA Reading (dBm)	S.G. Power (dBm)	TX Cable loss (dB)	TX Antenna Gain (dBi)	Polarization (H/V)
Lowest	3420	-66.61	-13	-53.61	-59.8	-72.68	1.58	7.65	H
	11968	-46.83	-13	-33.83	-62.7	-56.45	2.68	12.30	H
	13680	-48.38	-13	-35.38	-66.59	-59.16	3.10	13.88	H
	15392	-44.27	-13	-31.27	-64.13	-54.66	3.76	14.15	H
									H
									H
									H
	3420	-67.06	-13	-54.06	-59.97	-73.13	1.58	7.65	V
	11968	-52.09	-13	-39.09	-67.58	-61.71	2.68	12.30	V
	15392	-48.17	-13	-35.17	-67.91	-58.56	3.76	14.15	V
									V
									V
									V
									V
Middle	3462	-67.34	-13	-54.34	-60.63	-73.58	1.59	7.83	H
	10384	-54.23	-13	-41.23	-67.69	-63.89	2.69	12.35	H
	12120	-46.19	-13	-33.19	-62.03	-55.81	2.71	12.32	H
	13848	-47.22	-13	-34.22	-65.06	-58.12	3.14	14.05	H
	15584	-45.78	-13	-32.78	-66.49	-56.12	3.84	14.18	H
									H
									H
	3462	-68.03	-13	-55.03	-61.03	-74.27	1.59	7.83	V
	12120	-53.49	-13	-40.49	-68.89	-63.11	2.71	12.32	V
	15584	-49.34	-13	-36.34	-69.35	-59.68	3.84	14.18	V
									V
									V
									V
									V



Highest	3504	-66.39	-13	-53.39	-59.75	-72.79	1.61	8.00	H
	15254	-63.87	-13	-50.87	-63.62	-74.12	3.70	13.96	H
	10512	-55.20	-13	-42.20	-68.8	-64.91	2.69	12.40	H
	12264	-48.39	-13	-35.39	-64.13	-58.00	2.74	12.35	H
	14016	-47.88	-13	-34.88	-65.38	-58.85	3.19	14.16	H
	15768	-48.54	-13	-35.54	-69.98	-58.55	3.92	13.92	H
									H
	3504	-67.23	-13	-54.23	-60.28	-73.63	1.61	8.00	V
	12264	-53.76	-13	-40.76	-69.02	-63.37	2.74	12.35	V
	15768	-52.04	-13	-39.04	-72.6	-62.05	3.92	13.92	V
									V
									V
									V
									V

Remark: Spurious emissions within 30-1000MHz were found more than 20dB below limit line.



LTE Band 4 / 5MHz / QPSK									
Channel	Frequency (MHz)	EIRP (dBm)	Limit (dBm)	Over Limit (dB)	SPA Reading (dBm)	S.G. Power (dBm)	TX Cable loss (dB)	TX Antenna Gain (dBi)	Polarization (H/V)
Lowest	3420	-66.03	-13	-53.03	-59.22	-72.10	1.58	7.65	H
	11970	-45.18	-13	-32.18	-61.05	-54.80	2.68	12.30	H
	13680	-48.31	-13	-35.31	-66.52	-59.09	3.10	13.88	H
	15390	-42.82	-13	-29.82	-62.6	-53.21	3.76	14.15	H
									H
									H
									H
	3420	-67.37	-13	-54.37	-60.28	-73.44	1.58	7.65	V
	11970	-53.04	-13	-40.04	-68.53	-62.66	2.68	12.30	V
	15390	-46.91	-13	-33.91	-66.65	-57.30	3.76	14.15	V
									V
									V
									V
									V
Middle	3465	-67.09	-13	-54.09	-60.38	-73.34	1.59	7.85	H
	10380	-54.50	-13	-41.50	-67.96	-64.16	2.69	12.35	H
	12120	-44.31	-13	-31.31	-60.15	-53.93	2.71	12.32	H
	13845	-45.48	-13	-32.48	-63.32	-56.38	3.14	14.05	H
	15585	-45.55	-13	-32.55	-66.26	-55.89	3.84	14.18	H
									H
									H
	3465	-67.99	-13	-54.99	-60.99	-74.24	1.59	7.85	V
	12120	-52.66	-13	-39.66	-68.06	-62.28	2.71	12.32	V
	15585	-49.74	-13	-36.74	-69.75	-60.08	3.84	14.18	V
									V
									V
									V
									V



Highest	3495	-65.83	-13	-52.83	-59.19	-72.21	1.60	7.98	H
	10515	-54.28	-13	-41.28	-67.88	-63.99	2.69	12.40	H
	12255	-47.20	-13	-34.20	-62.96	-56.81	2.74	12.35	H
	14010	-48.40	-13	-35.40	-65.91	-59.39	3.19	14.18	H
	15750	-48.68	-13	-35.68	-70.05	-58.72	3.91	13.95	H
									H
									H
	3495	-67.78	-13	-54.78	-60.83	-74.16	1.60	7.98	V
	12255	-54.12	-13	-41.12	-69.4	-63.73	2.74	12.35	V
	15750	-51.76	-13	-38.76	-72.27	-61.80	3.91	13.95	V
									V
									V
									V
									V

Remark: Spurious emissions within 30-1000MHz were found more than 20dB below limit line.



LTE Band 4 / 10MHz / QPSK									
Channel	Frequency (MHz)	EIRP (dBm)	Limit (dBm)	Over Limit (dB)	SPA Reading (dBm)	S.G. Power (dBm)	TX Cable loss (dB)	TX Antenna Gain (dBi)	Polarization (H/V)
Lowest	3420	-65.45	-13	-52.45	-58.64	-71.52	1.58	7.65	H
	11976	-45.86	-13	-32.86	-61.75	-55.48	2.68	12.30	H
	13688	-47.71	-13	-34.71	-65.92	-58.49	3.10	13.89	H
	15392	-43.42	-13	-30.42	-63.28	-53.81	3.76	14.15	H
									H
									H
									H
	3420	-66.46	-13	-53.46	-59.37	-72.53	1.58	7.65	V
	11976	-51.99	-13	-38.99	-67.5	-61.61	2.68	12.30	V
	15392	-47.02	-13	-34.02	-66.76	-57.41	3.76	14.15	V
									V
									V
									V
									V
Middle	3455	-66.32	-13	-53.32	-59.58	-72.53	1.59	7.80	H
	5184	-63.46	-13	-50.46	-63.03	-70.72	2.44	9.70	H
	6913	-58.79	-13	-45.79	-63.38	-66.87	2.62	10.70	H
	10368	-54.25	-13	-41.25	-67.7	-63.90	2.69	12.35	H
	12096	-45.56	-13	-32.56	-61.42	-55.18	2.70	12.32	H
	13824	-45.69	-13	-32.69	-63.6	-56.58	3.14	14.02	H
	15552	-44.48	-13	-31.48	-65.05	-54.88	3.83	14.23	H
	3455	-67.58	-13	-54.58	-60.55	-73.79	1.59	7.80	V
	12096	-52.36	-13	-39.36	-67.78	-61.98	2.70	12.32	V
	15552	-48.86	-13	-35.86	-68.77	-59.26	3.83	14.23	V
									V
									V
									V
									V



Highest	3495	-65.34	-13	-52.34	-58.7	-71.72	1.60	7.98	H
	10472	-54.65	-13	-41.65	-68.18	-64.35	2.69	12.39	H
	12216	-46.44	-13	-33.44	-62.22	-56.05	2.73	12.34	H
	13968	-48.31	-13	-35.31	-65.89	-59.30	3.17	14.17	H
	15712	-47.02	-13	-34.02	-68.2	-57.13	3.89	14.00	H
									H
									H
	3495	-67.58	-13	-54.58	-60.63	-73.96	1.60	7.98	V
	12216	-53.65	-13	-40.65	-68.96	-63.26	2.73	12.34	V
	15712	-50.06	-13	-37.06	-70.42	-60.17	3.89	14.00	V
									V
									V
									V
									V

Remark: Spurious emissions within 30-1000MHz were found more than 20dB below limit line.



LTE Band 4 / 15MHz / QPSK									
Channel	Frequency (MHz)	EIRP (dBm)	Limit (dBm)	Over Limit (dB)	SPA Reading (dBm)	S.G. Power (dBm)	TX Cable loss (dB)	TX Antenna Gain (dBi)	Polarization (H/V)
Lowest	3420	-65.49	-13	-52.49	-58.68	-71.56	1.58	7.65	H
	5133	-63.98	-13	-50.98	-63.42	-71.27	2.41	9.70	H
	11976	-46.33	-13	-33.33	-62.22	-55.95	2.68	12.30	H
	13688	-48.10	-13	-35.10	-66.31	-58.88	3.10	13.89	H
	15400	-43.01	-13	-30.01	-62.87	-53.41	3.76	14.16	H
									H
									H
	3420	-66.14	-13	-53.14	-59.05	-72.21	1.58	7.65	V
	5133	-64.54	-13	-51.54	-63.8	-71.83	2.41	9.70	V
	11976	-52.92	-13	-39.92	-68.43	-62.54	2.68	12.30	V
	15400	-47.27	-13	-34.27	-67.01	-57.67	3.76	14.16	V
									V
									V
									V
Middle	3448	-65.70	-13	-52.70	-58.96	-71.88	1.59	7.77	H
	5177	-63.72	-13	-50.72	-63.29	-70.98	2.44	9.70	H
	6906	-58.72	-13	-45.72	-63.24	-66.79	2.62	10.69	H
	8628	-57.38	-13	-44.38	-66.33	-67.53	2.40	12.55	H
	10352	-54.45	-13	-41.45	-67.89	-64.10	2.69	12.34	H
	12080	-44.16	-13	-31.16	-60.03	-53.78	2.70	12.32	H
	13808	-45.87	-13	-32.87	-63.82	-56.74	3.13	14.01	H
	15536	-43.61	-13	-30.61	-64.13	-54.04	3.82	14.25	H
	3448	-67.38	-13	-54.38	-60.35	-73.56	1.59	7.77	V
	5177	-64.36	-13	-51.36	-63.78	-71.62	2.44	9.70	V
	12080	-52.14	-13	-39.14	-67.58	-61.76	2.70	12.32	V
	15536	-48.50	-13	-35.50	-68.36	-58.93	3.82	14.25	V
									V
									V
								V	



Highest	3483	-65.46	-13	-52.46	-58.79	-71.79	1.60	7.93	H
	5222	-63.95	-13	-50.95	-63.62	-71.19	2.46	9.70	H
	6962	-58.90	-13	-45.90	-63.68	-67.05	2.60	10.75	H
	12184	-47.05	-13	-34.05	-62.84	-56.66	2.72	12.34	H
	13928	-47.28	-13	-34.28	-64.97	-58.24	3.16	14.13	H
	15664	-46.20	-13	-33.20	-67.24	-56.40	3.87	14.07	H
									H
	3483	-66.00	-13	-53.00	-59.02	-72.33	1.60	7.93	V
	12184	-54.06	-13	-41.06	69.4	-63.67	2.72	12.34	V
	15664	-50.08	-13	-37.08	-70.34	-60.28	3.87	14.07	V
									V
									V
									V
									V

Remark: Spurious emissions within 30-1000MHz were found more than 20dB below limit line.



LTE Band 4 / 20MHz / QPSK										
Channel	Frequency (MHz)	EIRP (dBm)	Limit (dBm)	Over Limit (dB)	SPA Reading (dBm)	S.G. Power (dBm)	TX Cable loss (dB)	TX Antenna Gain (dBi)	Polarization (H/V)	
Lowest	3420	-66.51	-13	-53.51	-59.7	-72.58	1.58	7.65	H	
	5135	-64.10	-13	-51.10	-63.54	-71.39	2.41	9.70	H	
	11976	-45.42	-13	-32.42	-61.31	-55.04	2.68	12.30	H	
	13688	-47.79	-13	-34.79	-66	-58.57	3.10	13.89	H	
	15400	-42.84	-13	-29.84	62.7	-53.24	3.76	14.16	H	
										H
										H
	3420	-66.43	-13	-53.43	-54.43	-72.50	1.58	7.65	V	
	11976	-52.34	-13	-39.34	-40.34	-61.96	2.68	12.30	V	
	15400	-46.78	-13	-33.78	-34.78	-57.18	3.76	14.16	V	
										V
										V
										V
										V
Middle	3448	-65.89	-13	-52.89	-59.12	-72.07	1.59	7.77	H	
	6892	-57.99	-13	-44.99	-62.51	-66.04	2.63	10.67	H	
	8621	-56.98	-13	-43.98	-65.91	-67.13	2.40	12.55	H	
	10344	-53.45	-13	-40.45	-66.89	-63.09	2.69	12.34	H	
	12064	-42.96	-13	-29.96	-58.83	-52.58	2.69	12.31	H	
	13792	-43.42	-13	-30.42	-61.41	-54.28	3.13	13.99	H	
	15512	-44.42	-13	-31.42	-64.87	-54.89	3.81	14.28	H	
	3448	-67.55	-13	-54.55	-60.52	-73.73	1.59	7.77	V	
	12064	-51.61	-13	-38.61	-67.06	-61.23	2.69	12.31	V	
	15512	-48.31	-13	-35.31	-68.12	-58.78	3.81	14.28	V	
										V
										V
										V
										V



Highest	3469	-66.33	-13	-53.33	-59.62	-72.60	1.59	7.86	H
	5205	-63.54	-13	-50.54	-63.16	-70.78	2.46	9.70	H
	12152	-46.03	-13	-33.03	-61.85	-55.64	2.72	12.33	H
	13888	-47.28	-13	-34.28	-65.05	-58.21	3.15	14.09	H
	15624	-45.16	-13	-32.16	-66.01	-55.43	3.86	14.13	H
									H
									H
	3469	-67.31	-13	-54.31	-60.31	-73.58	1.59	7.86	V
	12152	-53.13	-13	-40.13	-68.51	-62.74	2.72	12.33	V
	13888	-52.76	-13	-39.76	-70.21	-63.69	3.15	14.09	V
	15624	-49.58	-13	-36.58	-69.69	-59.85	3.86	14.13	V
									V
									V
									V

Remark: Spurious emissions within 30-1000MHz were found more than 20dB below limit line.



LTE Band 5

LTE Band 5 / 1.4MHz / QPSK									
Channel	Frequency (MHz)	EIRP (dBm)	Limit (dBm)	Over Limit (dB)	SPA Reading (dBm)	S.G. Power (dBm)	TX Cable loss (dB)	TX Antenna Gain (dBi)	Polarization (H/V)
Lowest	1648	-55.84	-13	-42.84	-42.52	-57.60	0.98	4.89	H
	2472	-67.68	-13	-54.68	-58.19	-69.56	1.28	5.32	H
	3296	-68.48	-13	-55.48	-61.42	-71.89	1.54	7.10	H
									H
									H
									H
									H
	1648	-53.83	-13	-40.83	-40.68	-55.59	0.98	4.89	V
	2472	-65.32	-13	-52.32	-55.85	-67.20	1.28	5.32	V
	3296	-68.48	-13	-55.48	-61.2	-71.89	1.54	7.10	V
									V
									V
									V
									V
Middle	1672	-54.78	-13	-41.78	-41.62	-56.46	0.99	4.82	H
	2504	-64.66	-13	-51.66	-55.24	-66.62	1.29	5.40	H
	3344	-68.38	-13	-55.38	-61.43	-71.99	1.56	7.31	H
									H
									H
									H
									H
	1672	-52.01	-13	-39.01	38.95	-53.69	0.99	4.82	V
	2504	-64.80	-13	-51.80	-55.42	-66.76	1.29	5.40	V
	3344	-68.73	-13	-55.73	-61.53	-72.34	1.56	7.31	V
									V
									V
									V
									V
								V	



Highest	1696	-57.59	-13	-44.59	-44.51	-59.19	1.00	4.75	H
	2544	-66.11	-13	-53.11	-56.87	-68.09	1.30	5.44	H
	3392	-68.42	-13	-55.42	-61.57	-72.22	1.57	7.52	H
									H
									H
									H
									H
	1696	-54.74	-13	-41.74	-41.73	-56.34	1.00	4.75	V
	2544	-64.86	-13	-51.86	-55.65	-66.84	1.30	5.44	V
	3392	-68.70	-13	-55.70	-61.59	-72.50	1.57	7.52	V
									V
									V
									V
									V

Remark: Spurious emissions within 30-1000MHz were found more than 20dB below limit line.



LTE Band 5 / 3MHz / QPSK									
Channel	Frequency (MHz)	ERP (dBm)	Limit (dBm)	Over Limit (dB)	SPA Reading (dBm)	S.G. Power (dBm)	TX Cable loss (dB)	TX Antenna Gain (dBi)	Polarization (H/V)
Lowest	1648	-56.07	-13	-43.07	-42.75	-57.83	0.98	4.89	H
	2472	-63.64	-13	-50.64	-54.15	-65.52	1.28	5.32	H
	3296	-68.59	-13	-55.59	-61.53	-72.00	1.54	7.10	H
									H
									H
									H
									H
	1648	-53.04	-13	-40.04	-39.89	-54.80	0.98	4.89	V
	2472	-65.78	-13	-52.78	-56.31	-67.66	1.28	5.32	V
	3296	-68.49	-13	-55.49	-61.21	-71.90	1.54	7.10	V
									V
									V
									V
									V
Middle	1972	-54.63	-13	-41.63	-41.47	-55.34	1.12	3.98	H
	2504	-66.99	-13	-53.99	-57.57	-68.95	1.29	5.40	H
	3336	-68.40	-13	-55.40	-61.41	-71.98	1.55	7.28	H
									H
									H
									H
									H
	1672	-51.34	-13	-38.34	-38.28	-53.02	0.99	4.82	V
	2504	-65.58	-13	-52.58	-56.2	-67.54	1.29	5.40	V
	3336	-68.54	-13	-55.54	-61.32	-72.12	1.55	7.28	V
									V
									V
									V
									V



Highest	1688	-56.38	-13	-43.38	-43.22	-58.01	1.00	4.77	H
	2536	-63.57	-13	-50.57	-54.27	-65.55	1.30	5.43	H
	3384	-68.50	-13	-55.50	-61.62	-72.27	1.57	7.49	H
									H
									H
									H
									H
	1688	-54.66	-13	-41.66	-41.6	-56.29	1.00	4.77	V
	2536	-64.82	-13	-51.82	-55.55	-66.80	1.30	5.43	V
	3384	-68.62	-13	-55.62	-61.48	-72.39	1.57	7.49	V
									V
									V
									V
									V

Remark: Spurious emissions within 30-1000MHz were found more than 20dB below limit line.



LTE Band 5 / 5MHz / QPSK									
Channel	Frequency (MHz)	ERP (dBm)	Limit (dBm)	Over Limit (dB)	SPA Reading (dBm)	S.G. Power (dBm)	TX Cable loss (dB)	TX Antenna Gain (dBi)	Polarization (H/V)
Lowest	1648	-56.73	-13	-43.73	-43.41	-58.49	0.98	4.89	H
	2472	-62.60	-13	-49.60	-53.11	-64.48	1.28	5.32	H
	3296	-68.33	-13	-55.33	-61.27	-71.74	1.54	7.10	H
									H
									H
									H
									H
	1648	-54.52	-13	-41.52	-41.37	-56.28	0.98	4.89	V
	2472	-60.83	-13	-47.83	-51.36	-62.71	1.28	5.32	V
	3296	-68.45	-13	-55.45	-61.17	-71.86	1.54	7.10	V
									V
									V
									V
									V
Middle	1664	-55.47	-13	-42.47	-42.23	-57.18	0.98	4.84	H
	2504	-61.91	-13	-48.91	-52.49	-63.87	1.29	5.40	H
	3336	-68.20	-13	-55.20	-61.21	-71.78	1.55	7.28	H
									H
									H
									H
									H
	1664	-52.54	-13	-39.54	-39.44	-54.25	0.98	4.84	V
	2504	-62.57	-13	-49.57	-53.19	-64.53	1.29	5.40	V
	3336	-68.70	-13	-55.70	-61.48	-72.28	1.55	7.28	V
									V
									V
									V
									V



Highest	1688	-56.45	-13	-43.45	-43.29	-58.08	1.00	4.77	H
	2536	-63.25	-13	-50.25	-53.95	-65.23	1.30	5.43	H
	3376	-68.29	-13	-55.29	-61.41	-72.03	1.57	7.45	H
									H
									H
									H
									H
	1688	-53.64	-13	-40.64	-40.58	-55.27	1.00	4.77	V
	2536	-63.48	-13	-50.48	-54.21	-65.46	1.30	5.43	V
	3376	-68.33	-13	-55.33	-61.19	-72.07	1.57	7.45	V
									V
									V
									V
									V

Remark: Spurious emissions within 30-1000MHz were found more than 20dB below limit line.



LTE Band 5 / 10MHz / QPSK									
Channel	Frequency (MHz)	ERP (dBm)	Limit (dBm)	Over Limit (dB)	SPA Reading (dBm)	S.G. Power (dBm)	TX Cable loss (dB)	TX Antenna Gain (dBi)	Polarization (H/V)
Lowest	1648	-56.41	-13	-43.41	-43.09	-58.17	0.98	4.89	H
	2472	-65.80	-13	-52.80	-56.31	-67.68	1.28	5.32	H
	3296	-68.13	-13	-55.13	-61.07	-71.54	1.54	7.10	H
									H
									H
									H
									H
	1648	-53.40	-13	-40.40	-40.25	-55.16	0.98	4.89	V
	2472	-67.32	-13	-54.32	-57.85	-69.20	1.28	5.32	V
	3296	-68.69	-13	-55.69	-61.41	-72.10	1.54	7.10	V
									V
									V
									V
									V
Middle	1664	-54.69	-13	-41.69	-41.45	-56.40	0.98	4.84	H
	2496	-64.86	-13	-51.86	-55.44	-66.81	1.29	5.39	H
	3328	-68.39	-13	-55.39	-61.4	-71.93	1.55	7.24	H
									H
									H
									H
									H
	1664	-51.04	-13	-38.04	-37.94	-52.75	0.98	4.84	V
	2496	-66.86	-13	-53.86	-57.48	-68.81	1.29	5.39	V
	3328	-68.62	-13	-55.62	-61.4	-72.16	1.55	7.24	V
									V
									V
									V
									V
								V	



Highest	1680	-53.29	-13	-40.29	-40.13	-54.94	0.99	4.80	H
	2520	-66.11	-13	-53.11	-56.75	-68.08	1.30	5.42	H
	3360	-68.19	-13	-55.19	-61.27	-71.86	1.56	7.38	H
									H
									H
									H
									H
	1680	-50.76	-13	-37.76	-37.7	-52.41	0.99	4.80	V
	2520	-64.42	-13	-51.42	-55.1	-66.39	1.30	5.42	V
	3360	-68.13	-13	-55.13	-60.96	-71.80	1.56	7.38	V
									V
									V
									V
									V

Remark: Spurious emissions within 30-1000MHz were found more than 20dB below limit line.



LTE Band 7

LTE Band 7 / 5MHz / QPSK										
Channel	Frequency (MHz)	ERP (dBm)	Limit (dBm)	Over Limit (dB)	SPA Reading (dBm)	S.G. Power (dBm)	TX Cable loss (dB)	TX Antenna Gain (dBi)	Polarization (H/V)	
Lowest	4998	-58.60	-25	-33.60	-57.68	-65.96	2.34	9.70	H	
	7500	-52.29	-25	-27.29	-58.49	-61.66	2.43	11.80	H	
	15003	-47.77	-25	-22.77	-65.66	-57.77	3.60	13.60	H	
										H
										H
										H
										H
	4998	-60.33	-25	-35.33	-59.18	-67.69	2.34	9.70	V	
	7500	-56.11	-25	-31.11	-62.61	-65.48	2.43	11.80	V	
	12501	-52.58	-25	-27.58	-67.68	-62.18	2.80	12.40	V	
	15003	-41.18	-25	-16.18	-60.84	-51.18	3.60	13.60	V	
										V
										V
										V
Middle	5064	-65.01	-25	-40.01	-64.27	-72.34	2.37	9.70	H	
	7596	-59.14	-25	-34.14	-65.56	-68.60	2.40	11.86	H	
	15201	-40.20	-25	-15.20	-59.04	-50.40	3.68	13.88	H	
										H
										H
										H
										H
	5064	-55.03	-25	-30.03	-54.09	-62.36	2.37	9.70	V	
	7596	-50.56	-25	-25.56	-57.22	-60.02	2.40	11.86	V	
	12663	-52.24	-25	-27.24	-67.82	-61.99	2.85	12.60	V	
	15201	-32.19	-25	-7.19	-51.89	-42.39	3.68	13.88	V	
	17730	-50.16	-25	-25.16	-74.7	-60.44	3.78	14.06	V	
										V
										V



Highest	5130	-62.95	-25	-37.95	-62.39	-70.24	2.41	9.70	H
	7698	-58.94	-25	-33.94	-65.57	-68.49	2.37	11.92	H
	15390	-42.65	-25	-17.65	-62.43	-53.04	3.76	14.15	H
									H
									H
									H
									H
	5130	-64.06	-25	-39.06	-63.32	-71.35	2.41	9.70	V
	7698	-54.99	-25	-29.99	-61.82	-64.54	2.37	11.92	V
	12825	-52.74	-25	-27.74	-68.87	-62.64	2.89	12.79	V
	15390	-35.15	-25	-10.15	-54.89	-45.54	3.76	14.15	V
									V
									V
									V

Remark: Spurious emissions within 30-1000MHz were found more than 20dB below limit line.



LTE Band 7 / 10MHz / QPSK									
Channel	Frequency (MHz)	EIRP (dBm)	Limit (dBm)	Over Limit (dB)	SPA Reading (dBm)	S.G. Power (dBm)	TX Cable loss (dB)	TX Antenna Gain (dBi)	Polarization (H/V)
Lowest	5001	-64.53	-25	-39.53	-63.61	-71.89	2.34	9.70	H
	7502	-57.81	-25	-32.81	-64.01	-67.18	2.43	11.80	H
	12502	-54.86	-25	-29.86	-70.52	-64.46	2.80	12.40	H
	15003	-46.75	-25	-21.75	-64.64	-56.75	3.60	13.60	H
									H
									H
									H
	5001	-62.99	-25	-37.99	-61.84	-70.35	2.34	9.70	V
	7502	-56.81	-25	-31.81	-63.31	-66.18	2.43	11.80	V
	12502	-52.55	-25	-27.55	-67.65	-62.15	2.80	12.40	V
	15003	-39.22	-25	-14.22	-58.88	-49.22	3.60	13.60	V
									V
									V
									V
Middle	5061	-64.69	-25	-39.69	-63.95	-72.02	2.37	9.70	H
	7592	-58.86	-25	-33.86	-65.28	-68.32	2.40	11.86	H
	12654	-53.97	-25	-28.97	-70.2	-63.71	2.84	12.58	H
	15183	-41.77	-25	-16.77	-60.52	-51.95	3.67	13.86	H
									H
									H
									H
	5061	-64.82	-25	-39.82	-63.88	-72.15	2.37	9.70	V
	7592	-55.81	-25	-30.81	-62.47	-65.27	2.40	11.86	V
	12654	-51.96	-25	-26.96	-67.54	-61.70	2.84	12.58	V
	15183	-33.91	-25	-8.91	-53.6	-44.09	3.67	13.86	V
									V
									V
									V



Highest	5121	-63.66	-25	-38.66	-63.06	-70.95	2.41	9.70	H
	7682	-53.85	-25	-28.85	-60.44	-63.39	2.37	11.91	H
	15363	-41.55	-25	-16.55	-61.24	-51.91	3.75	14.11	H
									H
									H
									H
									H
	5121	-64.25	-25	-39.25	-63.46	-71.54	2.41	9.70	V
	7682	-53.83	-25	-28.83	-60.63	-63.37	2.37	11.91	V
	15363	-34.73	-25	-9.73	-54.46	-45.09	3.75	14.11	V
									V
									V
									V
									V

Remark: Spurious emissions within 30-1000MHz were found more than 20dB below limit line.



LTE Band 7 / 15MHz / QPSK									
Channel	Frequency (MHz)	EIRP (dBm)	Limit (dBm)	Over Limit (dB)	SPA Reading (dBm)	S.G. Power (dBm)	TX Cable loss (dB)	TX Antenna Gain (dBi)	Polarization (H/V)
Lowest	5004	-58.08	-25	-33.08	-57.21	-65.44	2.34	9.70	H
	7500	-52.36	-25	-27.36	-58.56	-61.73	2.43	11.80	H
	12501	-54.70	-25	-29.70	-70.36	-64.30	2.80	12.40	H
	15003	-46.96	-25	-21.96	-64.85	-56.96	3.60	13.60	H
									H
									H
									H
	5004	-58.38	-25	-33.38	-57.29	-65.74	2.34	9.70	V
	7500	-54.35	-25	-29.35	-60.85	-63.72	2.43	11.80	V
	12501	-52.12	-25	-27.12	-67.22	-61.72	2.80	12.40	V
	15003	-40.41	-25	-15.41	-60.07	-50.41	3.60	13.60	V
									V
									V
									V
Middle	5058	-58.86	-25	-33.86	-58.12	-66.19	2.37	9.70	H
	7584	-53.19	-25	-28.19	-59.57	-62.64	2.40	11.85	H
	15174	-42.29	-25	-17.29	-61.04	-52.46	3.67	13.84	H
									H
									H
									H
									H
	5058	-59.31	-25	-34.31	-58.37	-66.64	2.37	9.70	V
	7584	-51.03	-25	-26.03	-57.66	-60.48	2.40	11.85	V
	12645	-53.08	-25	-28.08	-68.61	-62.81	2.84	12.57	V
	15174	-34.75	-25	-9.75	-54.44	-44.92	3.67	13.84	V
									V
									V
									V



Highest	5112	-56.48	-25	-31.48	-55.88	-63.78	2.40	9.70	H
	7668	-55.00	-25	-30.00	-61.56	-64.53	2.38	11.90	H
	12780	-53.05	-25	-28.05	-69.72	-62.91	2.87	12.74	H
	15336	-46.32	-25	-21.32	-65.84	-56.65	3.74	14.07	H
									H
									H
									H
	5112	-58.30	-25	-33.30	-57.51	-65.60	2.40	9.70	V
	7668	-49.22	-25	-24.22	-56	-58.75	2.38	11.90	V
	12780	-51.13	-25	-26.13	-67.1	-60.99	2.87	12.74	V
	15336	-40.94	-25	-15.94	-60.67	-51.27	3.74	14.07	V
									V
									V
									V

Remark: Spurious emissions within 30-1000MHz were found more than 20dB below limit line.



LTE Band 7 / 20MHz / QPSK									
Channel	Frequency (MHz)	EIRP (dBm)	Limit (dBm)	Over Limit (dB)	SPA Reading (dBm)	S.G. Power (dBm)	TX Cable loss (dB)	TX Antenna Gain (dBi)	Polarization (H/V)
Lowest	5004	-64.47	-25	-39.47	-63.6	-71.83	2.34	9.70	H
	7500	-57.22	-25	-32.22	-63.42	-66.59	2.43	11.80	H
	12505	-54.76	-25	-29.76	-70.42	-64.36	2.81	12.41	H
	15003	-47.79	-25	-22.79	-65.68	-57.79	3.60	13.60	H
									H
									H
									H
	5002	-64.39	-25	-39.39	-63.24	-71.75	2.34	9.70	V
	7506	-56.50	-25	-31.50	-63.03	-65.88	2.43	11.80	V
	12501	-51.64	-25	-26.64	-66.76	-61.24	2.80	12.40	V
	15003	-40.36	-25	-15.36	-60.02	-50.36	3.60	13.60	V
									V
									V
									V
Middle	5052	-61.00	-25	-36.00	-50.22	-68.33	2.37	9.70	H
	7578	-54.47	-25	-29.47	-60.85	-63.91	2.40	11.85	H
	12607	-53.93	-25	-28.93	-70.04	-63.63	2.83	12.53	H
	15156	-41.30	-25	-16.30	-59.97	-51.46	3.66	13.82	H
									H
									H
									H
	5052	-64.13	-25	-39.13	-63.14	-71.46	2.37	9.70	V
	7578	-56.98	-25	-31.98	-63.61	-66.42	2.40	11.85	V
	12627	-51.70	-25	-26.70	-67.18	-61.42	2.84	12.55	V
	15156	-34.66	-25	-9.66	-54.36	-44.82	3.66	13.82	V
									V
									V
									V



Highest	5100	-64.93	-25	-39.93	-64.28	-72.24	2.39	9.70	H
	7656	-56.58	-25	-31.58	-63.14	-66.09	2.38	11.89	H
	12750	-52.91	-25	-27.91	-69.45	-62.74	2.87	12.70	H
	15309	-44.60	-25	-19.60	-64.03	-54.91	3.73	14.03	H
									H
									H
									H
	5100	-59.82	-25	-34.82	-58.98	-67.13	2.39	9.70	V
	7656	-52.28	-25	-27.28	-59.06	-61.79	2.38	11.89	V
	12753	-50.97	-25	-25.97	-66.83	-60.81	2.87	12.70	V
	15309	-38.51	-25	-13.51	-58.23	-48.82	3.73	14.03	V
									V
									V
									V

Remark: Spurious emissions within 30-1000MHz were found more than 20dB below limit line.



LTE Band 12

LTE Band 12 / 1.4MHz / QPSK									
Channel	Frequency (MHz)	ERP (dBm)	Limit (dBm)	Over Limit (dB)	SPA Reading (dBm)	S.G. Power (dBm)	TX Cable loss (dB)	TX Antenna Gain (dBi)	Polarization (H/V)
Lowest	1400	-67.46	-13.00	-54.46	-52.88	-69.12	0.87	4.68	H
	2096	-62.73	-13.00	-49.73	-51.46	-63.60	1.16	4.19	H
	2796	-68.69	-13.00	-55.69	-60.34	-70.79	1.38	5.64	H
									H
									H
									H
									H
	1400	-63.18	-13.00	-50.18	-48.84	-64.84	0.87	4.68	V
	2096	-61.53	-13.00	-48.53	-49.87	-62.40	1.16	4.19	V
	2796	-68.79	-13.00	-55.79	-60.40	-70.89	1.38	5.64	V
									V
									V
									V
									V
Middle	1416	-63.51	-13.00	-50.51	-48.93	-65.26	0.87	4.78	H
	2120	-60.90	-13.00	-47.90	-49.78	-61.84	1.17	4.26	H
	2827	-69.30	-13.00	-56.30	-61.01	-71.42	1.39	5.66	H
									H
									H
									H
									H
	1416	-59.34	-13.00	-46.34	-45.00	-61.09	0.87	4.78	V
	2120	-58.46	-13.00	-45.46	-46.98	-59.40	1.17	4.26	V
	2827	-69.19	-13.00	-56.19	-60.85	-71.31	1.39	5.66	V
									V
									V
									V
									V



Highest	1432	-64.23	-13.00	-51.23	-49.75	-66.08	0.88	4.88	H
	2144	-62.27	-13.00	-49.27	-51.23	-63.27	1.18	4.33	H
	2858	-69.09	-13.00	-56.09	-60.92	-71.22	1.40	5.69	H
									H
									H
									H
									H
	1432	-57.56	-13.00	-44.56	-43.37	-59.41	0.88	4.88	V
	2144	-60.23	-13.00	-47.23	-48.85	-61.23	1.18	4.33	V
	2858	-69.06	-13.00	-56.06	-60.84	-71.19	1.40	5.69	V
									V
									V
									V
									V

Remark: Spurious emissions within 30-1000MHz were found more than 20dB below limit line.



LTE Band 12 / 3MHz / QPSK									
Channel	Frequency (MHz)	ERP (dBm)	Limit (dBm)	Over Limit (dB)	SPA Reading (dBm)	S.G. Power (dBm)	TX Cable loss (dB)	TX Antenna Gain (dBi)	Polarization (H/V)
Lowest	1400	-67.91	-13.00	-54.91	-53.33	-69.57	0.87	4.68	H
	2096	-62.72	-13.00	-49.72	-51.45	-63.59	1.16	4.19	H
	2797	-68.87	-13.00	-55.87	-60.52	-70.97	1.38	5.64	H
									H
									H
									H
									H
	1400	-62.69	-13.00	-49.69	-48.35	-64.35	0.87	4.68	V
	2096	-59.88	-13.00	-46.88	-48.22	-60.75	1.16	4.19	V
	2797	-68.96	-13.00	-55.96	-60.57	-71.06	1.38	5.64	V
									V
									V
									V
									V
Middle	1408	-66.37	-13.00	-53.37	-51.70	-68.08	0.87	4.73	H
	2120	-61.53	-13.00	-48.53	-50.41	-62.47	1.17	4.26	H
	2824	-69.30	-13.00	-56.30	-61.01	-71.42	1.39	5.66	H
									H
									H
									H
									H
	1408	-61.01	-13.00	-48.01	-46.67	-62.72	0.87	4.73	V
	2120	-59.97	-13.00	-46.97	-48.49	-60.91	1.17	4.26	V
	2824	-69.44	-13.00	-56.44	-61.10	-71.56	1.39	5.66	V
									V
									V
									V
									V



Highest	1424	-63.86	-13.00	-50.86	-49.38	-65.66	0.88	4.83	H
	2136	-62.70	-13.00	-49.70	-51.66	-63.68	1.18	4.31	H
	2853	-68.95	-13.00	-55.95	-60.78	-71.08	1.40	5.68	H
									H
									H
									H
									H
	1424	-57.37	-13.00	-44.37	-43.18	-59.17	0.88	4.83	V
	2136	-63.41	-13.00	-50.41	-52.03	-64.39	1.18	4.31	V
	2853	-68.86	-13.00	-55.86	-60.64	-70.99	1.40	5.68	V
									V
									V
									V
									V

Remark: Spurious emissions within 30-1000MHz were found more than 20dB below limit line.



LTE Band 12 / 5MHz / QPSK									
Channel	Frequency (MHz)	ERP (dBm)	Limit (dBm)	Over Limit (dB)	SPA Reading (dBm)	S.G. Power (dBm)	TX Cable loss (dB)	TX Antenna Gain (dBi)	Polarization (H/V)
Lowest	1400	-67.67	-13.00	-54.67	-53.09	-69.33	0.87	4.68	H
	2096	-61.26	-13.00	-48.26	-49.99	-62.13	1.16	4.19	H
	2797	-68.87	-13.00	-55.87	-60.52	-70.97	1.38	5.64	H
									H
									H
									H
									H
	1400	-62.78	-13.00	-49.78	-48.44	-64.44	0.87	4.68	V
	2096	-60.36	-13.00	-47.36	-48.70	-61.23	1.16	4.19	V
	2797	-68.63	-13.00	-55.63	-60.24	-70.73	1.38	5.64	V
									V
									V
									V
									V
Middle	1408	-66.02	-13.00	-53.02	-51.44	-67.73	0.87	4.73	H
	2112	-61.61	-13.00	-48.61	-50.41	-62.53	1.17	4.24	H
	2824	-69.06	-13.00	-56.06	-60.77	-71.18	1.39	5.66	H
									H
									H
									H
									H
	1408	-60.89	-13.00	-47.89	-46.55	-62.60	0.87	4.73	V
	2112	-60.01	-13.00	-47.01	-48.44	-60.93	1.17	4.24	V
	2824	-69.24	-13.00	-56.24	-60.90	-71.36	1.39	5.66	V
									V
									V
									V
									V



Highest	1424	-69.74	-13.00	-56.74	-55.26	-71.54	0.88	4.83	H
	2136	-61.47	-13.00	-48.47	-50.43	-62.45	1.18	4.31	H
	2845	-69.35	-13.00	-56.35	-61.18	-71.48	1.40	5.68	H
									H
									H
									H
									H
	1424	-63.81	-13.00	-50.81	-49.62	-65.61	0.88	4.83	V
	2136	-61.17	-13.00	-48.17	-49.79	-62.15	1.18	4.31	V
	2845	-69.35	-13.00	-56.35	-61.13	-71.48	1.40	5.68	V
									V
									V
									V
									V

Remark: Spurious emissions within 30-1000MHz were found more than 20dB below limit line.



LTE Band 12 / 10MHz / QPSK									
Channel	Frequency (MHz)	ERP (dBm)	Limit (dBm)	Over Limit (dB)	SPA Reading (dBm)	S.G. Power (dBm)	TX Cable loss (dB)	TX Antenna Gain (dBi)	Polarization (H/V)
Lowest	1400	-67.80	-13.00	-54.80	-53.22	-69.46	0.87	4.68	H
	2096	-67.12	-13.00	-54.12	-55.85	-67.99	1.16	4.19	H
	2800	-68.90	-13.00	-55.90	-60.55	-71.01	1.38	5.64	H
									H
									H
									H
									H
	1400	-60.92	-13.00	-47.92	-46.58	-62.58	0.87	4.68	V
	2096	-66.57	-13.00	-53.57	-54.91	-67.44	1.16	4.19	V
	2800	-68.71	-13.00	-55.71	-60.32	-70.82	1.38	5.64	V
									V
									V
									V
									V
Middle	1408	-63.32	-13.00	-50.32	-48.74	-65.03	0.87	4.73	H
	2112	-67.87	-13.00	-54.87	-56.67	-68.79	1.17	4.24	H
	2812	-68.79	-13.00	-55.79	-60.50	-70.90	1.39	5.65	H
	3512	-67.46	-13.00	-54.46	-60.84	-71.72	1.61	8.01	H
									H
									H
									H
	1408	-56.63	-13.00	-43.63	-42.29	-58.34	0.87	4.73	V
	2112	-67.53	-13.00	-54.53	-55.96	-68.45	1.17	4.24	V
	2812	-68.66	-13.00	-55.66	-60.32	-70.77	1.39	5.65	V
	3512	-68.21	-13.00	-55.21	-61.29	-72.47	1.61	8.01	V
									V
									V
									V
								V	



Highest	1416	-63.75	-13.00	-50.75	-49.17	-65.50	0.87	4.78	H
	2120	-65.43	-13.00	-52.43	-54.31	-66.37	1.17	4.26	H
	2826	-69.30	-13.00	-56.30	-61.01	-71.42	1.39	5.66	H
									H
									H
									H
									H
	1416	-57.37	-13.00	-44.37	-43.03	-59.12	0.87	4.78	V
	2120	-67.63	-13.00	-54.63	-56.15	-68.57	1.17	4.26	V
	2826	-68.98	-13.00	-55.98	-60.64	-71.10	1.39	5.66	V
									V
									V
									V
									V

Remark: Spurious emissions within 30-1000MHz were found more than 20dB below limit line.



LTE Band 17

LTE Band 17 / 5MHz / QPSK										
Channel	Frequency (MHz)	ERP (dBm)	Limit (dBm)	Over Limit (dB)	SPA Reading (dBm)	S.G. Power (dBm)	TX Cable loss (dB)	TX Antenna Gain (dBi)	Polarization (H/V)	
Lowest	1408	-64.14	-13	-51.14	-49.56	-65.85	0.87	4.73	H	
	2112	-66.52	-13	-53.52	-55.32	-67.44	1.17	4.24	H	
	2816	-68.63	-13	-55.63	-60.34	-70.74	1.39	5.65	H	
										H
										H
										H
										H
	1408	-60.67	-13	-47.67	-46.33	-62.38	0.87	4.73	V	
	2112	-66.83	-13	-53.83	-55.26	-67.75	1.17	4.24	V	
	2816	-68.78	-13	-55.78	-60.44	-70.89	1.39	5.65	V	
										V
										V
										V
										V
Middle	1416	-66.33	-13	-53.33	-51.75	-68.08	0.87	4.78	H	
	2120	-67.06	-13	-54.06	-55.94	-68.00	1.17	4.26	H	
	2832	-68.92	-13	-55.92	-60.69	-71.04	1.39	5.67	H	
										H
										H
										H
										H
	1416	-63.75	-13	-50.75	-49.41	-65.50	0.87	4.78	V	
	2120	-63.63	-13	-50.63	-52.15	-64.57	1.17	4.26	V	
	2832	-68.94	-13	-55.94	-60.66	-71.06	1.39	5.67	V	
										V
										V
										V
										V



Highest	1424	-67.66	-13	-54.66	-53.18	-69.46	0.88	4.83	H
	2136	-66.90	-13	-53.90	-55.86	-67.88	1.18	4.31	H
	2848	-69.53	-13	-56.53	-61.36	-71.66	1.40	5.68	H
									H
									H
									H
									H
	1424	-68.23	-13	-55.23	-54.09	-70.03	0.88	4.83	V
	2136	-67.30	-13	-54.30	-55.92	-68.28	1.18	4.31	V
	2848	-69.43	-13	-56.43	-61.21	-71.56	1.40	5.68	V
									V
									V
									V
									V

Remark: Spurious emissions within 30-1000MHz were found more than 20dB below limit line.



LTE Band 17 / 10MHz / QPSK									
Channel	Frequency (MHz)	ERP (dBm)	Limit (dBm)	Over Limit (dB)	SPA Reading (dBm)	S.G. Power (dBm)	TX Cable loss (dB)	TX Antenna Gain (dBi)	Polarization (H/V)
Lowest	1408	-62.41	-13	-49.41	-47.83	-64.12	0.87	4.73	H
	2112	-70.42	-13	-57.42	-59.22	-71.34	1.17	4.24	H
	2816	-68.36	-13	-55.36	-60.07	-70.47	1.39	5.65	H
									H
									H
									H
									H
	1408	-58.63	-13	-45.63	-44.28	-60.34	0.87	4.73	V
	2112	-71.13	-13	-58.13	-59.56	-72.05	1.17	4.24	V
	2816	-68.91	-13	-55.91	-60.57	-71.02	1.39	5.65	V
									V
									V
									V
									V
Middle	1408	-66.62	-13	-53.62	-52.04	-68.33	0.87	4.73	H
	2120	-70.83	-13	-57.83	-59.71	-71.77	1.17	4.26	H
	2824	-69.35	-13	-56.35	-61.06	-71.47	1.39	5.66	H
									H
									H
									H
									H
	1408	-62.12	-13	-49.12	-47.78	-63.83	0.87	4.73	V
	2120	-70.93	-13	-57.93	-59.45	-71.87	1.17	4.26	V
	2824	-69.33	-13	-56.33	-60.99	-71.45	1.39	5.66	V
									V
									V
									V
									V
								V	



Highest	1416	-64.66	-13	-51.66	-50.08	-66.41	0.87	4.78	H
	2120	-69.04	-13	-56.04	-57.92	-69.98	1.17	4.26	H
	2824	-69.28	-13	-56.28	-60.99	-71.40	1.39	5.66	H
									H
									H
									H
									H
	1416	-60.56	-13	-47.56	-46.22	-62.31	0.87	4.78	V
	2120	-67.77	-13	-54.77	-56.29	-68.71	1.17	4.26	V
	2824	-69.13	-13	-56.13	-60.79	-71.25	1.39	5.66	V
									V
									V
									V
									V

Remark: Spurious emissions within 30-1000MHz were found more than 20dB below limit line.



LTE Band 38

LTE Band 38 / 5MHz / QPSK									
Channel	Frequency (MHz)	EIRP (dBm)	Limit (dBm)	Over Limit (dB)	SPA Reading (dBm)	S.G. Power (dBm)	TX Cable loss (dB)	TX Antenna Gain (dBi)	Polarization (H/V)
Lowest	5142	-63.82	-25	-38.82	-63.31	-71.10	2.42	9.70	H
	7710	-58.75	-25	-33.75	-65.42	-68.31	2.36	11.93	H
	15426	-43.37	-25	-18.37	-63.41	-53.79	3.78	14.20	H
									H
									H
									H
									H
	5142	-62.63	-25	-37.63	-61.94	-69.91	2.42	9.70	V
	7710	-57.16	-25	-32.16	-64.02	-66.72	2.36	11.93	V
	12852	-52.13	-25	-27.13	-68.31	-62.06	2.89	12.82	V
	15426	-38.34	-25	-13.34	-58.09	-48.76	3.78	14.20	V
									V
									V
									V
Middle	5184	-60.83	-25	-35.83	-60.4	-68.09	2.44	9.70	H
	12960	-51.82	-25	-26.82	-69.18	-61.85	2.92	12.95	H
	15561	-43.60	-25	-18.60	-64.24	-53.98	3.83	14.21	H
									H
									H
									H
									H
	5184	-60.70	-25	-35.70	-60.12	-67.96	2.44	9.70	V
	7776	-55.70	-25	-30.70	-62.66	-65.33	2.34	11.97	V
	10368	-55.33	-25	-30.33	-67.92	-64.98	2.69	12.35	V
	12960	-48.04	-25	-23.04	-64.59	-58.07	2.92	12.95	V
	15561	-34.96	-25	-9.96	-54.92	-45.34	3.83	14.21	V
									V
									V



Highest	5232	-63.95	-25	-38.95	-63.66	-71.18	2.47	9.70	H
	7848	-59.23	-25	-34.23	-66.19	-68.92	2.32	12.01	H
	15696	-48.21	-25	-23.21	-69.32	-58.35	3.89	14.03	H
									H
									H
									H
									H
	5232	-64.20	-25	-39.20	-63.77	-71.43	2.47	9.70	V
	7848	-57.48	-25	-32.48	-64.55	-67.17	2.32	12.01	V
	10458	-54.79	-25	-29.79	-67.65	-64.48	2.69	12.38	V
	13077	-49.10	-25	-24.10	-66.12	-59.26	2.95	13.11	V
	15696	-44.14	-25	-19.14	-64.45	-54.28	3.89	14.03	V
									V
									V

Remark: Spurious emissions within 30-1000MHz were found more than 20dB below limit line.



LTE Band 38 / 10MHz / QPSK									
Channel	Frequency (MHz)	EIRP (dBm)	Limit (dBm)	Over Limit (dB)	SPA Reading (dBm)	S.G. Power (dBm)	TX Cable loss (dB)	TX Antenna Gain (dBi)	Polarization (H/V)
Lowest	5142	-62.32	-25	-37.32	-61.81	-69.60	2.42	9.70	H
	7710	-58.83	-25	-33.83	-65.5	-68.39	2.36	11.93	H
	15426	-44.59	-25	-19.59	-64.63	-55.01	3.78	14.20	H
									H
									H
									H
									H
	5142	-58.64	-25	-33.64	-57.95	-65.92	2.42	9.70	V
	7710	-40.08	-25	-15.08	-46.94	-49.64	2.36	11.93	V
	12852	-49.14	-25	-24.14	-65.32	-59.07	2.89	12.82	V
	15426	-37.58	-25	-12.58	-57.33	-48.00	3.78	14.20	V
									V
									V
									V
Middle	5178	-62.52	-25	-37.52	-62.09	-69.78	2.44	9.70	H
	7770	-59.09	-25	-34.09	-65.87	-68.71	2.34	11.96	H
	15543	-47.05	-25	-22.05	-67.57	-57.47	3.82	14.24	H
									H
									H
									H
									H
	5178	-61.82	-25	-36.82	-61.24	-69.08	2.44	9.70	V
	7770	-58.11	-25	-33.11	-65.05	-67.73	2.34	11.96	V
	15543	-43.03	-25	-18.03	-62.89	-53.45	3.82	14.24	V
									V
									V
									V
									V



Highest	5220	-62.40	-25	-37.40	-62.07	-69.64	2.46	9.70	H
	7830	-51.15	-25	-26.15	-58.07	-60.83	2.32	12.00	H
	13050	-52.41	-25	-27.41	-70.02	-62.54	2.94	13.07	H
	15660	-48.06	-25	-23.06	-69.03	-58.26	3.87	14.08	H
									H
									H
									H
	5220	-63.81	-25	-38.81	-63.34	-71.05	2.46	9.70	V
	7830	-57.09	-25	-32.09	-64.12	-66.77	2.32	12.00	V
	10440	-54.31	-25	-29.31	-67.12	-63.99	2.69	12.38	V
	13050	-50.21	-25	-25.21	-66.99	-60.34	2.94	13.07	V
	15660	-42.93	-25	-17.93	-63.14	-53.13	3.87	14.08	V
									V
									V

Remark: Spurious emissions within 30-1000MHz were found more than 20dB below limit line.



LTE Band 38 / 15MHz / QPSK									
Channel	Frequency (MHz)	EIRP (dBm)	Limit (dBm)	Over Limit (dB)	SPA Reading (dBm)	S.G. Power (dBm)	TX Cable loss (dB)	TX Antenna Gain (dBi)	Polarization (H/V)
Lowest	5142	-64.14	-25	-39.14	-63.63	-71.42	2.42	9.70	H
	7710	-59.49	-25	-34.49	-66.16	-69.05	2.36	11.93	H
	15426	-44.49	-25	-19.49	-64.53	-54.91	3.78	14.20	H
									H
									H
									H
									H
	5142	-63.54	-25	-38.54	-62.85	-70.82	2.42	9.70	V
	7710	-56.44	-25	-31.44	-63.3	-66.00	2.36	11.93	V
	12852	-52.31	-25	-27.31	-68.49	-62.24	2.89	12.82	V
	15426	-37.68	-25	-12.68	-57.43	-48.10	3.78	14.20	V
									V
									V
									V
Middle	5178	-61.87	-25	-36.87	-61.44	-69.13	2.44	9.70	H
	7764	-58.83	-25	-33.83	-65.61	-68.44	2.34	11.96	H
	12942	-51.29	-25	-26.29	-68.53	-61.31	2.92	12.93	H
	15534	-40.77	-25	-15.77	-61.29	-51.20	3.82	14.25	H
									H
									H
									H
	5178	-63.56	-25	-38.56	-62.98	-70.82	2.44	9.70	V
	7764	-56.96	-25	-31.96	-63.9	-66.57	2.34	11.96	V
	10350	-55.35	-25	-30.35	-67.89	-65.00	2.69	12.34	V
	12942	-48.89	-25	-23.89	-65.34	-58.91	2.92	12.93	V
	15534	-35.35	-25	-10.35	-55.21	-45.78	3.82	14.25	V
									V
									V



Highest	5214	-64.07	-25	-39.07	-63.74	-71.31	2.46	9.70	H
	7818	-58.78	-25	-33.78	-65.67	-68.44	2.33	11.99	H
	10422	-55.44	-25	-30.44	-68.93	-65.12	2.69	12.37	H
	13032	-52.47	-25	-27.47	-70.03	-62.58	2.94	13.04	H
	15633	-45.89	-25	-20.89	-66.79	-56.14	3.86	14.11	H
									H
									H
	5208	-64.21	-25	-39.21	-63.74	-71.45	2.46	9.70	V
	7818	-56.49	-25	-31.49	-63.51	-66.15	2.33	11.99	V
	10422	-53.79	-25	-28.79	-66.54	-63.47	2.69	12.37	V
	13032	-48.46	-25	-23.46	-65.19	-58.57	2.94	13.04	V
	15633	-41.02	-25	-16.02	-61.17	-51.27	3.86	14.11	V
									V
									V

Remark: Spurious emissions within 30-1000MHz were found more than 20dB below limit line.



LTE Band 38 / 20MHz / QPSK									
Channel	Frequency (MHz)	EIRP (dBm)	Limit (dBm)	Over Limit (dB)	SPA Reading (dBm)	S.G. Power (dBm)	TX Cable loss (dB)	TX Antenna Gain (dBi)	Polarization (H/V)
Lowest	5142	-61.91	-25	-36.91	-61.4	-69.19	2.42	9.70	H
	7716	-59.06	-25	-34.06	-65.73	-68.63	2.36	11.93	H
	15426	-44.06	-25	-19.06	-64.1	-54.48	3.78	14.20	H
									H
									H
									H
									H
	5142	-64.21	-25	-39.21	-63.52	-71.49	2.42	9.70	V
	7716	-56.60	-25	-31.60	-63.46	-66.17	2.36	11.93	V
	12852	-50.75	-25	-25.75	-66.93	-60.68	2.89	12.82	V
	15426	-38.77	-25	-13.77	-58.52	-49.19	3.78	14.20	V
									V
									V
									V
Middle	5172	-61.00	-25	-36.00	-60.53	-68.26	2.44	9.70	H
	7758	-58.94	-25	-33.94	-65.72	-68.55	2.35	11.95	H
	12933	-51.68	-25	-26.68	-68.92	-61.69	2.91	12.92	H
	15516	-42.47	-25	-17.47	-62.92	-52.93	3.81	14.28	H
									H
									H
									H
	5172	-62.38	-25	-37.38	-61.75	-69.64	2.44	9.70	V
	7758	-56.09	-25	-31.09	-63.03	-65.70	2.35	11.95	V
	10341	-56.40	-25	-31.40	-68.88	-66.04	2.69	12.34	V
	12933	-49.31	-25	-24.31	-65.76	-59.32	2.91	12.92	V
	15516	-36.21	-25	-11.21	-56.02	-46.67	3.81	14.28	V
									V
									V



Highest	5202	-64.09	-25	-39.09	-63.71	-71.34	2.45	9.70	H
	7806	-58.51	-25	-33.51	-65.36	-68.16	2.33	11.98	H
	10404	-55.70	-25	-30.70	-69.18	-65.37	2.69	12.36	H
	13005	-51.33	-25	-26.33	-68.82	-61.41	2.93	13.01	H
	15606	-44.33	-25	-19.33	-65.11	-54.63	3.85	14.15	H
									H
									H
	5202	-63.80	-25	-38.80	-63.27	-71.05	2.45	9.70	V
	7806	-56.37	-25	-31.37	-63.36	-66.02	2.33	11.98	V
	10404	-55.52	-25	-30.52	-68.22	-65.19	2.69	12.36	V
	13005	-48.94	-25	-23.94	-65.6	-59.02	2.93	13.01	V
	15606	-38.45	-25	-13.45	-58.51	-48.75	3.85	14.15	V
									V
									V

Remark: Spurious emissions within 30-1000MHz were found more than 20dB below limit line.



LTE Band 41

LTE Band 41 / 5MHz / QPSK									
Channel	Frequency (MHz)	EIRP (dBm)	Limit (dBm)	Over Limit (dB)	SPA Reading (dBm)	S.G. Power (dBm)	TX Cable loss (dB)	TX Antenna Gain (dBi)	Polarization (H/V)
Lowest	5090	-65.29	-25	-40.29	-64.64	-72.60	2.39	9.70	H
	7638	-58.86	-25	-33.86	-65.34	-68.36	2.38	11.88	H
	15273	-46.88	-25	-21.88	-66.14	-57.15	3.71	13.98	H
									H
									H
									H
									H
	5090	-65.13	-25	-40.13	-64.29	-72.44	2.39	9.70	V
	7638	-58.50	-25	-33.50	-65.22	-68.00	2.38	11.88	V
	15273	-42.85	-25	-17.85	-62.57	-53.12	3.71	13.98	V
									V
									V
									V
									V
Middle	5196	-63.99	-25	-38.99	-63.61	-71.24	2.45	9.70	H
	7794	-59.05	-25	-34.05	-65.9	-68.69	2.33	11.98	H
	15588	-48.70	-25	-23.70	-69.41	-59.03	3.84	14.18	H
									H
									H
									H
									H
	5196	-63.71	-25	-38.71	-63.18	-70.96	2.45	9.70	V
	7794	-56.51	-25	-31.51	-63.5	-66.15	2.33	11.98	V
	12987	-50.19	-25	-25.19	-66.8	-60.25	2.93	12.98	V
	15588	-44.19	-25	-19.19	-64.2	-54.52	3.84	14.18	V
									V
									V
									V



Highest	5300	-64.42	-25	-39.42	-64.31	-71.61	2.51	9.70	H
	7950	-58.67	-25	-33.67	-65.84	-68.46	2.28	12.07	H
	15903	-51.30	-25	-26.30	-73.26	-61.06	3.97	13.74	H
									H
									H
									H
									H
	5300	-63.86	-25	-38.86	-63.64	-71.05	2.51	9.70	V
	7950	-54.67	-25	-29.67	-61.91	-64.46	2.28	12.07	V
	10602	-55.05	-25	-30.05	-68.33	-64.78	2.69	12.42	V
	15903	-50.96	-25	-25.96	-71.91	-60.72	3.97	13.74	V
									V
									V
									V

Remark: Spurious emissions within 30-1000MHz were found more than 20dB below limit line.



LTE Band 41 / 10MHz / QPSK									
Channel	Frequency (MHz)	EIRP (dBm)	Limit (dBm)	Over Limit (dB)	SPA Reading (dBm)	S.G. Power (dBm)	TX Cable loss (dB)	TX Antenna Gain (dBi)	Polarization (H/V)
Lowest	5088	-63.29	-25	-38.29	-62.59	-70.60	2.39	9.70	H
	7638	-57.93	-25	-32.93	-64.41	-67.43	2.38	11.88	H
	15273	-47.61	-25	-22.61	-66.87	-57.88	3.71	13.98	H
									H
									H
									H
									H
	5088	-64.86	-25	-39.86	-63.96	-72.17	2.39	9.70	V
	7638	-57.55	-25	-32.55	-64.27	-67.05	2.38	11.88	V
	15273	-41.84	-25	-16.84	-61.56	-52.11	3.71	13.98	V
									V
									V
									V
									V
Middle	5190	-64.23	-25	-39.23	-63.8	-71.48	2.45	9.70	H
	7788	-58.88	-25	-33.88	-65.69	-68.52	2.34	11.97	H
	15570	-48.62	-25	-23.62	-69.26	-58.99	3.84	14.20	H
									H
									H
									H
									H
	5190	-64.28	-25	-39.28	-63.7	-71.53	2.45	9.70	V
	7788	-55.70	-25	-30.70	-62.66	-65.34	2.34	11.97	V
	12978	-50.52	-25	-25.52	-67.13	-60.57	2.92	12.97	V
	15570	-43.00	-25	-18.00	-62.96	-53.37	3.84	14.20	V
									V
									V
									V
								V	



Highest	5292	-63.79	-25	-38.79	-63.63	-70.98	2.51	9.70	H
	7938	-58.54	-25	-33.54	-65.67	-68.31	2.29	12.06	H
	15876	-50.24	-25	-25.24	-72.06	-60.05	3.96	13.77	H
									H
									H
									H
									H
	5292	-63.43	-25	-38.43	-63.15	-70.62	2.51	9.70	V
	7938	-55.52	-25	-30.52	-62.73	-65.29	2.29	12.06	V
	10584	-55.69	-25	-30.69	-68.93	-65.42	2.69	12.42	V
	15876	-48.39	-25	-23.39	-69.24	-58.20	3.96	13.77	V
									V
									V
									V

Remark: Spurious emissions within 30-1000MHz were found more than 20dB below limit line.



LTE Band 41 / 15MHz / QPSK									
Channel	Frequency (MHz)	EIRP (dBm)	Limit (dBm)	Over Limit (dB)	SPA Reading (dBm)	S.G. Power (dBm)	TX Cable loss (dB)	TX Antenna Gain (dBi)	Polarization (H/V)
Lowest	5091	-65.00	-25	-40.00	-64.35	-72.31	2.39	9.70	H
	7638	-58.80	-25	-33.80	-65.28	-68.30	2.38	11.88	H
	15273	-47.21	-25	-22.21	-66.47	-57.48	3.71	13.98	H
									H
									H
									H
									H
	5091	-65.49	-25	-40.49	-64.65	-72.80	2.39	9.70	V
	7638	-57.84	-25	-32.84	-64.56	-67.34	2.38	11.88	V
	12726	-53.45	-25	-28.45	-69.25	-63.26	2.86	12.67	V
	15273	-41.87	-25	-16.87	-61.59	-52.14	3.71	13.98	V
									V
									V
									V
Middle	5186	-63.74	-25	-38.74	-63.31	-71.00	2.44	9.70	H
	7782	-59.05	-25	-34.05	-65.86	-68.68	2.34	11.97	H
	10377	-54.94	-25	-29.94	-68.4	-64.60	2.69	12.35	H
	15561	-47.19	-25	-22.19	-67.83	-57.57	3.83	14.21	H
									H
									H
									H
	5186	-63.71	-25	-38.71	-63.13	-70.97	2.44	9.70	V
	7782	-55.85	-25	-30.85	-62.81	-65.48	2.34	11.97	V
	10377	-56.13	-25	-31.13	-68.77	-65.79	2.69	12.35	V
	12969	-50.79	-25	-25.79	-67.34	-60.83	2.92	12.96	V
	15561	-40.27	-25	-15.27	-60.23	-50.65	3.83	14.21	V
									V
									V



Highest	5280	-61.61	-25	-36.61	-61.45	-68.81	2.50	9.70	H
	7920	-58.15	-25	-33.15	-65.25	-67.91	2.29	12.05	H
	15849	-50.37	-25	-25.37	-72.07	-60.23	3.95	13.81	H
									H
									H
									H
									H
	5280	-63.66	-25	-38.66	-63.38	-70.86	2.50	9.70	V
	7920	-54.86	-25	-29.86	-62.05	-64.62	2.29	12.05	V
	13203	-52.58	-25	-27.58	-69.69	-62.88	2.98	13.28	V
	15849	-47.67	-25	-22.67	-68.42	-57.53	3.95	13.81	V
									V
									V
									V

Remark: Spurious emissions within 30-1000MHz were found more than 20dB below limit line.



LTE Band 41 / 20MHz / QPSK									
Channel	Frequency (MHz)	EIRP (dBm)	Limit (dBm)	Over Limit (dB)	SPA Reading (dBm)	S.G. Power (dBm)	TX Cable loss (dB)	TX Antenna Gain (dBi)	Polarization (H/V)
Lowest	5094	-64.78	-25	-39.78	-64.13	-72.09	2.39	9.70	H
	7638	-58.82	-25	-33.82	-65.3	-68.32	2.38	11.88	H
	15273	-47.88	-25	-22.88	-67.14	-58.15	3.71	13.98	H
									H
									H
									H
									H
	5094	-64.92	-25	-39.92	-64.08	-72.23	2.39	9.70	V
	7638	-58.36	-25	-33.36	-65.08	-67.86	2.38	11.88	V
	15273	-43.88	-25	-18.88	-63.6	-54.15	3.71	13.98	V
									V
									V
									V
									V
Middle	5184	-63.58	-25	-38.58	-63.15	-70.84	2.44	9.70	H
	7776	-58.98	-25	-33.98	-65.79	-68.61	2.34	11.97	H
	15543	-47.76	-25	-22.76	-68.28	-58.18	3.82	14.24	H
									H
									H
									H
									H
	5184	-63.56	-25	-38.56	-62.98	-70.82	2.44	9.70	V
	7776	-56.58	-25	-31.58	-63.54	-66.21	2.34	11.97	V
	12951	-51.60	-25	-26.60	-68.1	-61.62	2.92	12.94	V
	15543	-41.50	-25	-16.50	-61.36	-51.92	3.82	14.24	V
									V
									V
									V
								V	



Highest	5274	-64.16	-25	-39.16	-63.96	-71.37	2.49	9.70	H
	7908	-58.67	-25	-33.67	-65.73	-68.42	2.30	12.04	H
	15813	-50.13	-25	-25.13	-71.69	-60.06	3.94	13.86	H
									H
									H
									H
									H
	5274	-64.56	-25	-39.56	-64.24	-71.77	2.49	9.70	V
	7908	-56.33	-25	-31.33	-63.49	-66.08	2.30	12.04	V
	13176	-52.62	-25	-27.62	-69.65	-62.89	2.97	13.25	V
	15813	-48.58	-25	-23.58	-69.23	-58.51	3.94	13.86	V
									V
									V
									V

Remark: Spurious emissions within 30-1000MHz were found more than 20dB below limit line.



Part 22H LTE Band 26

Part 22H LTE Band 26 / 1.4MHz / QPSK									
Channel	Frequency (MHz)	EIRP (dBm)	Limit (dBm)	Over Limit (dB)	SPA Reading (dBm)	S.G. Power (dBm)	TX Cable loss (dB)	TX Antenna Gain (dBi)	Polarization (H/V)
Lowest	1648	-55.83	-13	-42.83	-42.51	-57.59	0.98	4.89	H
	2472	-63.99	-13	-50.99	-54.5	-65.87	1.28	5.32	H
	3296	-68.55	-13	-55.55	-61.49	-71.96	1.54	7.10	H
									H
									H
									H
									H
	1648	-53.76	-13	-40.76	-40.61	-55.52	0.98	4.89	V
	2472	-60.94	-13	-47.94	-51.47	-62.82	1.28	5.32	V
	3296	-68.79	-13	-55.79	-61.51	-72.20	1.54	7.10	V
									V
									V
									V
									V
Middle	1672	-55.36	-13	-42.36	-42.2	-57.04	0.99	4.82	H
	2504	-60.42	-13	-47.42	-51	-62.38	1.29	5.40	H
	3344	-68.50	-13	-55.50	-61.55	-72.11	1.56	7.31	H
									H
									H
									H
									H
	1672	-51.62	-13	-38.62	-38.56	-53.30	0.99	4.82	V
	2504	-60.09	-13	-47.09	-50.71	-62.05	1.29	5.40	V
	3344	-68.55	-13	-55.55	-61.35	-72.16	1.56	7.31	V
									V
									V
									V
									V



Highest	1696	-57.18	-13	-44.18	-44.1	-58.78	1.00	4.75	H
	2544	-61.24	-13	-48.24	-52	-63.22	1.30	5.44	H
	3392	-68.58	-13	-55.58	-61.73	-72.38	1.57	7.52	H
									H
									H
									H
									H
	1696	-56.05	-13	-43.05	-43.04	-57.65	1.00	4.75	V
	2544	-58.97	-13	-45.97	-49.76	-60.95	1.30	5.44	V
	3392	-68.44	-13	-55.44	-61.33	-72.24	1.57	7.52	V
									V
									V
									V
									V

Remark: Spurious emissions within 30-1000MHz were found more than 20dB below limit line.



Part 22H LTE Band 26 / 3MHz / QPSK									
Channel	Frequency (MHz)	EIRP (dBm)	Limit (dBm)	Over Limit (dB)	SPA Reading (dBm)	S.G. Power (dBm)	TX Cable loss (dB)	TX Antenna Gain (dBi)	Polarization (H/V)
Lowest	1648	-56.09	-13	-43.09	-42.77	-57.85	0.98	4.89	H
	2472	-63.35	-13	-50.35	-53.86	-65.23	1.28	5.32	H
	3296	-68.39	-13	-55.39	-61.33	-71.80	1.54	7.10	H
									H
									H
									H
									H
	1648	-53.92	-13	-40.92	-40.77	-55.68	0.98	4.89	V
	2472	-61.35	-13	-48.35	-51.88	-63.23	1.28	5.32	V
	3296	-68.66	-13	-55.66	-61.38	-72.07	1.54	7.10	V
									V
									V
									V
									V
Middle	1672	-55.41	-13	-42.41	-42.25	-57.09	0.99	4.82	H
	2504	-62.71	-13	-49.71	-53.29	-64.67	1.29	5.40	H
	3344	-68.50	-13	-55.50	-61.55	-72.11	1.56	7.31	H
									H
									H
									H
									H
	1672	-52.70	-13	-39.70	-39.64	-54.38	0.99	4.82	V
	2504	-63.13	-13	-50.13	-53.75	-65.09	1.29	5.40	V
	3344	-68.57	-13	-55.57	-61.37	-72.18	1.56	7.31	V
	4176	-66.01	-13	-53.01	-60.65	-70.63	1.86	8.64	V
									V
									V
									V
								V	



Highest	1688	-55.81	-13	-42.81	-42.65	-57.44	1.00	4.77	H
	2536	-59.98	-13	-46.98	-50.68	-61.96	1.30	5.43	H
	3384	-68.32	-13	-55.32	-61.44	-72.09	1.57	7.49	H
									H
									H
									H
									H
	1688	-53.97	-13	-40.97	-40.91	-55.60	1.00	4.77	V
	2536	-64.07	-13	-51.07	-54.8	-66.05	1.30	5.43	V
	3384	-68.48	-13	-55.48	-61.34	-72.25	1.57	7.49	V
									V
									V
									V
									V

Remark: Spurious emissions within 30-1000MHz were found more than 20dB below limit line.



Part 22H LTE Band 26 / 5MHz / QPSK									
Channel	Frequency (MHz)	EIRP (dBm)	Limit (dBm)	Over Limit (dB)	SPA Reading (dBm)	S.G. Power (dBm)	TX Cable loss (dB)	TX Antenna Gain (dBi)	Polarization (H/V)
Lowest	1648	-57.24	-13	-44.24	-43.92	-59.00	0.98	4.89	H
	2472	-63.79	-13	-50.79	-54.3	-65.67	1.28	5.32	H
	3296	-68.57	-13	-55.57	-61.51	-71.99	1.54	7.10	H
									H
									H
									H
									H
	1648	-55.04	-13	-42.04	-41.89	-56.80	0.98	4.89	V
	2472	-61.85	-13	-48.85	-52.38	-63.73	1.28	5.32	V
	3296	-68.15	-13	-55.15	-60.87	-71.57	1.54	7.10	V
									V
									V
									V
									V
Middle	1664	-55.60	-13	-42.60	-42.36	-57.31	0.98	4.84	H
	2504	-65.04	-13	-52.04	-55.62	-67.00	1.29	5.40	H
	3336	-68.41	-13	-55.41	-61.42	-71.99	1.55	7.28	H
									H
									H
									H
									H
	1664	-52.84	-13	-39.84	-39.74	-54.55	0.98	4.84	V
	2504	-64.83	-13	-51.83	-55.45	-66.79	1.29	5.40	V
	3336	-68.41	-13	-55.41	-61.19	-71.99	1.55	7.28	V
									V
									V
									V
									V



Highest	1688	-56.05	-13	-43.05	-42.89	-57.68	1.00	4.77	H
	2536	-63.52	-13	-50.52	-54.22	-65.50	1.30	5.43	H
	3376	-68.06	-13	-55.06	-61.18	-71.80	1.57	7.45	H
									H
									H
									H
									H
	1688	-54.44	-13	-41.44	-41.38	-56.07	1.00	4.77	V
	2536	-61.25	-13	-48.25	-51.98	-63.23	1.30	5.43	V
	3376	-68.51	-13	-55.51	-61.37	-72.25	1.57	7.45	V
									V
									V
									V
									V

Remark: Spurious emissions within 30-1000MHz were found more than 20dB below limit line.



Part 22H LTE Band 26 / 10MHz / QPSK									
Channel	Frequency (MHz)	EIRP (dBm)	Limit (dBm)	Over Limit (dB)	SPA Reading (dBm)	S.G. Power (dBm)	TX Cable loss (dB)	TX Antenna Gain (dBi)	Polarization (H/V)
Lowest	1648	-55.51	-13	-42.51	-42.19	-57.27	0.98	4.89	H
	2472	-61.96	-13	-48.96	-52.47	-63.84	1.28	5.32	H
	3296	-68.52	-13	-55.52	-61.46	-71.93	1.54	7.10	H
									H
									H
									H
									H
	1648	-54.52	-13	-41.52	-41.37	-56.28	0.98	4.89	V
	2472	-59.69	-13	-46.69	-50.22	-61.57	1.28	5.32	V
	3296	-68.40	-13	-55.40	-61.12	-71.81	1.54	7.10	V
									V
									V
									V
									V
Middle	1664	-55.28	-13	-42.28	-42.04	-56.99	0.98	4.84	H
	2496	-63.26	-13	-50.26	-53.84	-65.21	1.29	5.39	H
	3328	-68.38	-13	-55.38	-61.39	-71.92	1.55	7.24	H
									H
									H
									H
									H
	1664	-51.96	-13	-38.96	-38.86	-53.67	0.98	4.84	V
	2496	-63.31	-13	-50.31	-53.93	-65.26	1.29	5.39	V
	3328	-68.75	-13	-55.75	-61.53	-72.29	1.55	7.24	V
									V
									V
									V
									V
								V	



Highest	1680	-53.33	-13	-40.33	-40.17	-54.98	0.99	4.80	H
	2520	-62.29	-13	-49.29	-52.93	-64.26	1.30	5.42	H
	3360	-68.25	-13	-55.25	-61.33	-71.92	1.56	7.38	H
									H
									H
									H
									H
	1680	-51.22	-13	-38.22	-38.16	-52.87	0.99	4.80	V
	2520	-62.57	-13	-49.57	-53.25	-64.54	1.30	5.42	V
	3360	-68.36	-13	-55.36	-61.19	-72.03	1.56	7.38	V
									V
									V
									V
									V

Remark: Spurious emissions within 30-1000MHz were found more than 20dB below limit line.



Part 22H LTE Band 26 / 15MHz / QPSK									
Channel	Frequency (MHz)	EIRP (dBm)	Limit (dBm)	Over Limit (dB)	SPA Reading (dBm)	S.G. Power (dBm)	TX Cable loss (dB)	TX Antenna Gain (dBi)	Polarization (H/V)
Lowest	1648	-57.11	-13	-44.11	-43.79	-58.87	0.98	4.89	H
	2472	-66.64	-13	-53.64	-57.15	-68.52	1.28	5.32	H
	3296	-68.31	-13	-55.31	-61.25	-71.72	1.54	7.10	H
									H
									H
									H
									H
	1648	-55.02	-13	-42.02	-41.87	-56.78	0.98	4.89	V
	2472	-62.11	-13	-49.11	-52.64	-63.99	1.28	5.32	V
	3296	-68.79	-13	-55.79	-61.51	-72.20	1.54	7.10	V
									V
									V
									V
									V
Middle	1656	-56.37	-13	-43.37	-43.13	-58.10	0.98	4.86	H
	2488	-65.93	-13	-52.93	-56.51	-67.86	1.29	5.36	H
	3320	-68.47	-13	-55.47	-61.45	-71.98	1.55	7.21	H
									H
									H
									H
									H
	1656	-54.03	-13	-41.03	-40.93	-55.76	0.98	4.86	V
	2488	-62.80	-13	-49.80	-53.42	-64.73	1.29	5.36	V
	3320	-68.90	-13	-55.90	-61.65	-72.41	1.55	7.21	V
									V
									V
									V
									V



Highest	1672	-54.78	-13	-41.78	-41.62	-56.46	0.99	4.82	H
	2504	-65.98	-13	-52.98	-56.56	-67.94	1.29	5.40	H
	3336	-68.23	-13	-55.23	-61.24	-71.81	1.55	7.28	H
									H
									H
									H
									H
	1672	-52.70	-13	-39.70	-39.64	-54.38	0.99	4.82	V
	2504	-63.01	-13	-50.01	-53.63	-64.97	1.29	5.40	V
	3336	-68.35	-13	-55.35	-61.13	-71.93	1.55	7.28	V
									V
									V
									V
									V

Remark: Spurious emissions within 30-1000MHz were found more than 20dB below limit line.



LTE Band 66

LTE Band 66 / 1.4MHz / QPSK										
Channel	Frequency (MHz)	EIRP (dBm)	Limit (dBm)	Over Limit (dB)	SPA Reading (dBm)	S.G. Power (dBm)	TX Cable loss (dB)	TX Antenna Gain (dBi)	Polarization (H/V)	
Lowest	3420	-63.95	-13	-50.95	-57.14	-70.02	1.58	7.65	H	
	5128	-63.36	-13	-50.36	-62.8	-70.65	2.41	9.70	H	
	11968	-46.36	-13	-33.36	-62.23	-55.98	2.68	12.30	H	
	13680	-48.60	-13	-35.60	-66.81	-59.38	3.10	13.88	H	
	15392	-45.62	-13	-32.62	-65.48	-56.01	3.76	14.15	H	
										H
										H
	3420	-64.75	-13	-51.75	-57.66	-70.82	1.58	7.65	V	
	5128	-63.55	-13	-50.55	-62.81	-70.84	2.41	9.70	V	
	11968	-52.27	-13	-39.27	-67.76	-61.89	2.68	12.30	V	
	15392	-48.72	-13	-35.72	-68.46	-59.11	3.76	14.15	V	
										V
										V
										V
Middle	3490	-65.21	-13	-52.21	-58.54	-71.56	1.60	7.96	H	
	5233	-63.01	-13	-50.01	-62.72	-70.24	2.47	9.70	H	
	10464	-54.55	-13	-41.55	-68.08	-64.24	2.69	12.39	H	
	12208	-47.87	-13	-34.87	-63.66	-57.48	2.73	12.34	H	
	13960	-48.83	-13	-35.83	-66.45	-59.82	3.17	14.16	H	
	15704	-46.81	-13	-33.81	-67.99	-56.93	3.89	14.01	H	
										H
	3490	-64.90	-13	-51.90	-57.92	-71.25	1.60	7.96	V	
	5233	-63.04	-13	-50.04	-62.61	-70.27	2.47	9.70	V	
	12208	-53.46	-13	-40.46	-68.79	-63.07	2.73	12.34	V	
	15704	-50.75	-13	-37.75	-71.11	-60.87	3.89	14.01	V	
										V
										V
										V



Highest	3560	-63.43	-13	-50.43	-56.89	-69.88	1.62	8.07	H
	5338	-63.66	-13	-50.66	-63.64	-70.83	2.53	9.70	H
	10672	-52.81	-13	-39.81	-66.77	-62.55	2.69	12.43	H
	12448	-47.66	-13	-34.66	-63.29	-57.26	2.79	12.39	H
	14232	-48.08	-13	-35.08	-65.48	-58.44	3.28	13.64	H
									H
									H
	3560	-64.68	-13	-51.68	-57.85	-71.13	1.62	8.07	V
	5338	-63.70	-13	-50.70	-63.58	-70.87	2.53	9.70	V
	10672	-56.20	-13	-43.20	-69.65	-65.94	2.69	12.43	V
	12448	-53.84	-13	-40.84	-68.94	-63.44	2.79	12.39	V
	14232	-53.81	-13	-40.81	-71.21	-64.17	3.28	13.64	V
									V
									V

Remark: Spurious emissions within 30-1000MHz were found more than 20dB below limit line.



LTE Band 66 / 3MHz / QPSK									
Channel	Frequency (MHz)	EIRP (dBm)	Limit (dBm)	Over Limit (dB)	SPA Reading (dBm)	S.G. Power (dBm)	TX Cable loss (dB)	TX Antenna Gain (dBi)	Polarization (H/V)
Lowest	3420	-64.56	-13	-51.56	-57.75	-70.63	1.58	7.65	H
	5128	-63.85	-13	-50.85	-63.29	-71.14	2.41	9.70	H
	11968	-47.31	-13	-34.31	-63.18	-56.93	2.68	12.30	H
	13680	-48.80	-13	-35.80	-67.01	-59.58	3.10	13.88	H
	15392	-44.94	-13	-31.94	-64.8	-55.33	3.76	14.15	H
									H
									H
	3420	-64.39	-13	-51.39	-57.3	-70.46	1.58	7.65	V
	5128	-63.56	-13	-50.56	-62.82	-70.85	2.41	9.70	V
	11968	-52.17	-13	-39.17	-67.66	-61.79	2.68	12.30	V
	13680	-53.28	-13	-40.28	-70.89	-64.06	3.10	13.88	V
	15392	-49.86	-13	-36.86	-69.6	-60.25	3.76	14.15	V
									V
									V
Middle	3490	-64.76	-13	-51.76	-58.09	-71.11	1.60	7.96	H
	5233	-63.21	-13	-50.21	-62.92	-70.44	2.47	9.70	H
	12208	-47.31	-13	-34.31	-63.1	-56.92	2.73	12.34	H
	13952	-48.56	-13	-35.56	-66.18	-59.54	3.17	14.15	H
	15696	-45.69	-13	-32.69	-66.8	-55.83	3.89	14.03	H
									H
									H
	3490	-64.79	-13	-51.79	-57.81	-71.14	1.60	7.96	V
	5233	-63.74	-13	-50.74	-63.31	-70.97	2.47	9.70	V
	12208	-52.65	-13	-39.65	-67.98	-62.26	2.73	12.34	V
	13952	-53.78	-13	-40.78	-71.18	-64.76	3.17	14.15	V
	15696	-49.91	-13	-36.91	-70.22	-60.05	3.89	14.03	V
									V
									V



Highest	3553	-65.12	-13	-52.12	-58.55	-71.56	1.62	8.06	H
	5331	-63.67	-13	-50.67	-63.65	-70.84	2.53	9.70	H
	10664	-52.76	-13	-39.76	-66.68	-62.50	2.69	12.43	H
	12440	-47.40	-13	-34.40	-63.03	-57.00	2.79	12.39	H
	14216	-47.47	-13	-34.47	-64.88	-57.88	3.27	13.68	H
									H
									H
	3553	-65.69	-13	-52.69	-58.83	-72.13	1.62	8.06	V
	5331	-64.08	-13	-51.08	-63.96	-71.25	2.53	9.70	V
	10664	-56.58	-13	-43.58	-69.99	-66.32	2.69	12.43	V
	12440	-53.51	-13	-40.51	-68.61	-63.11	2.79	12.39	V
	14216	-53.52	-13	-40.52	-70.92	-63.93	3.27	13.68	V
									V
									V

Remark: Spurious emissions within 30-1000MHz were found more than 20dB below limit line.



LTE Band 66 / 5MHz / QPSK									
Channel	Frequency (MHz)	EIRP (dBm)	Limit (dBm)	Over Limit (dB)	SPA Reading (dBm)	S.G. Power (dBm)	TX Cable loss (dB)	TX Antenna Gain (dBi)	Polarization (H/V)
Lowest	3420	-64.96	-13	-51.96	-58.15	-71.03	1.58	7.65	H
	5128	-63.82	-13	-50.82	-63.26	-71.11	2.41	9.70	H
	11968	-46.95	-13	-33.95	-62.82	-56.57	2.68	12.30	H
	13680	-48.65	-13	-35.65	-66.86	-59.43	3.10	13.88	H
	15392	-46.06	-13	-33.06	-65.92	-56.45	3.76	14.15	H
									H
									H
	3420	-64.72	-13	-51.72	-57.63	-70.79	1.58	7.65	V
	5128	-63.71	-13	-50.71	-62.97	-71.00	2.41	9.70	V
	11968	-51.48	-13	-38.48	-66.97	-61.10	2.68	12.30	V
	13680	-53.29	-13	-40.29	-70.9	-64.07	3.10	13.88	V
	15392	-48.56	-13	-35.56	-68.3	-58.95	3.76	14.15	V
									V
									V
Middle	3483	-64.62	-13	-51.62	-57.95	-70.95	1.60	7.93	H
	5226	-63.14	-13	-50.14	-62.85	-70.37	2.47	9.70	H
	12200	-48.37	-13	-35.37	-64.16	-57.98	2.73	12.34	H
	13944	-48.78	-13	-35.78	-66.44	-59.76	3.17	14.14	H
	15688	-46.64	-13	-33.64	-67.75	-56.79	3.88	14.04	H
									H
									H
	3483	-65.33	-13	-52.33	-58.35	-71.66	1.60	7.93	V
	5226	-63.34	-13	-50.34	-62.91	-70.57	2.47	9.70	V
	12200	-53.33	-13	-40.33	-68.66	-62.94	2.73	12.34	V
	13944	-53.99	-13	-40.99	-71.41	-64.97	3.17	14.14	V
	15688	-50.73	-13	-37.73	-71.04	-60.88	3.88	14.04	V
									V
									V



Highest	3553	-65.82	-13	-52.82	-59.25	-72.26	1.62	8.06	H
	10648	-52.97	-13	-39.97	-66.89	-62.71	2.69	12.43	H
	12424	-48.22	-13	-35.22	-63.87	-57.82	2.78	12.38	H
	14200	-47.83	-13	-34.83	-65.25	-58.28	3.27	13.72	H
									H
									H
									H
	3553	-66.40	-13	-53.40	-59.54	-72.84	1.62	8.06	V
	10648	-56.37	-13	-43.37	-69.78	-66.11	2.69	12.43	V
	12424	-53.97	-13	-40.97	-69.09	-63.57	2.78	12.38	V
	14200	-53.72	-13	-40.72	-71.12	-64.17	3.27	13.72	V
									V
									V
									V

Remark: Spurious emissions within 30-1000MHz were found more than 20dB below limit line.



LTE Band 66 / 10MHz / QPSK									
Channel	Frequency (MHz)	EIRP (dBm)	Limit (dBm)	Over Limit (dB)	SPA Reading (dBm)	S.G. Power (dBm)	TX Cable loss (dB)	TX Antenna Gain (dBi)	Polarization (H/V)
Lowest	3420	-64.74	-13	-51.74	-57.93	-70.81	1.58	7.65	H
	5128	-63.63	-13	-50.63	-63.07	-70.92	2.41	9.70	H
	11976	-47.09	-13	-34.09	-62.98	-56.71	2.68	12.30	H
	13688	-48.00	-13	-35.00	-66.21	-58.78	3.10	13.89	H
	15392	-45.97	-13	-32.97	-65.83	-56.36	3.76	14.15	H
									H
									H
	3420	-64.18	-13	-51.18	-57.09	-70.25	1.58	7.65	V
	5128	-64.24	-13	-51.24	-63.5	-71.53	2.41	9.70	V
	11976	-52.16	-13	-39.16	-67.67	-61.78	2.68	12.30	V
	15392	-48.32	-13	-35.32	-68.06	-58.71	3.76	14.15	V
									V
									V
									V
Middle	3483	-65.19	-13	-52.19	-58.52	-71.52	1.60	7.93	H
	5219	-62.95	-13	-49.95	-62.62	-70.19	2.46	9.70	H
	10440	-55.08	-13	-42.08	-68.59	-64.76	2.69	12.38	H
	12184	-47.74	-13	-34.74	-63.53	-57.35	2.72	12.34	H
	13928	-48.41	-13	-35.41	-66.1	-59.37	3.16	14.13	H
	15664	-47.57	-13	-34.57	-68.61	-57.77	3.87	14.07	H
									H
	3483	-65.64	-13	-52.64	-58.66	-71.97	1.60	7.93	V
	5219	-63.67	-13	-50.67	-63.2	-70.91	2.46	9.70	V
	12184	-52.83	-13	-39.83	-68.17	-62.44	2.72	12.34	V
	15664	-51.17	-13	-38.17	-71.43	-61.37	3.87	14.07	V
									V
									V
									V



Highest	3539	-66.00	-13	-53.00	-59.41	-72.43	1.62	8.05	H
	5310	-63.07	-13	-50.07	-63.01	-70.25	2.52	9.70	H
	10624	-53.85	-13	-40.85	-67.69	-63.58	2.69	12.42	H
	12392	-46.80	-13	-33.80	-62.46	-56.40	2.78	12.38	H
	14168	-48.19	-13	-35.19	-65.62	-58.73	3.25	13.80	H
	15936	-50.56	-13	-37.56	-72.66	-60.26	3.99	13.69	H
									H
	3539	-65.70	-13	-52.70	-58.81	-72.13	1.62	8.05	V
	5310	-63.56	-13	-50.56	-63.39	-70.74	2.52	9.70	V
	12392	-53.62	-13	-40.62	-68.77	-63.22	2.78	12.38	V
									V
									V
									V
									V

Remark: Spurious emissions within 30-1000MHz were found more than 20dB below limit line.



LTE Band 66 / 15MHz / QPSK										
Channel	Frequency (MHz)	EIRP (dBm)	Limit (dBm)	Over Limit (dB)	SPA Reading (dBm)	S.G. Power (dBm)	TX Cable loss (dB)	TX Antenna Gain (dBi)	Polarization (H/V)	
Lowest	3420	-64.50	-13	-51.50	-57.69	-70.57	1.58	7.65	H	
	5135	-62.58	-13	-49.58	-62.02	-69.87	2.41	9.70	H	
	11976	-46.93	-13	-33.93	-62.82	-56.55	2.68	12.30	H	
	13688	-47.71	-13	-34.71	-65.92	-58.49	3.10	13.89	H	
	15400	-44.05	-13	-31.05	-63.91	-54.45	3.76	14.16	H	
										H
										H
	3420	-65.20	-13	-52.20	-58.11	-71.27	1.58	7.65	V	
	5135	-64.07	-13	-51.07	-63.33	-71.36	2.41	9.70	V	
	11976	-51.51	-13	-38.51	-67.02	-61.13	2.68	12.30	V	
	13688	-53.00	-13	-40.00	-70.61	-63.78	3.10	13.89	V	
	15400	-47.95	-13	-34.95	-67.69	-58.34	3.76	14.16	V	
										V
										V
Middle	3476	-65.13	-13	-52.13	-58.46	-71.43	1.60	7.89	H	
	5212	-63.18	-13	-50.18	-62.85	-70.42	2.46	9.70	H	
	12168	-47.03	-13	-34.03	-62.84	-56.64	2.72	12.33	H	
	13906	-47.56	-13	-34.56	-65.29	-58.51	3.16	14.11	H	
	15644	-46.38	-13	-33.38	-67.35	-56.61	3.87	14.10	H	
										H
										H
	3476	-66.50	-13	-53.50	-59.52	-72.80	1.60	7.89	V	
	5212	-63.90	-13	-50.90	-63.43	-71.14	2.46	9.70	V	
	12168	-53.23	-13	-40.23	-68.59	-62.84	2.72	12.33	V	
	13906	-52.93	-13	-39.93	-70.37	-63.88	3.16	14.11	V	
	15644	-49.71	-13	-36.71	-69.86	-59.94	3.87	14.10	V	
										V
										V



Highest	3532	-64.85	-13	-51.85	-58.26	-71.27	1.61	8.04	H
	10592	-53.78	-13	-40.78	-67.54	-63.51	2.69	12.42	H
	12360	-47.45	-13	-34.45	-63.14	-57.05	2.77	12.37	H
	14128	-50.19	-13	-37.19	-67.63	-60.85	3.24	13.89	H
	15896	-49.23	-13	-36.23	-71.12	-59.00	3.97	13.75	H
									H
									H
	3532	-65.68	-13	-52.68	-58.79	-72.10	1.61	8.04	V
	10592	-56.85	-13	-43.85	-70.09	-66.58	2.69	12.42	V
	12360	-53.96	-13	-40.96	-69.14	-63.56	2.77	12.37	V
	14128	-54.27	-13	-41.27	-71.65	-64.93	3.24	13.89	V
	15896	-52.24	-13	-39.24	-73.14	-62.01	3.97	13.75	V
									V
									V

Remark: Spurious emissions within 30-1000MHz were found more than 20dB below limit line.



LTE Band 66 / 20MHz / QPSK									
Channel	Frequency (MHz)	EIRP (dBm)	Limit (dBm)	Over Limit (dB)	SPA Reading (dBm)	S.G. Power (dBm)	TX Cable loss (dB)	TX Antenna Gain (dBi)	Polarization (H/V)
Lowest	3420	-63.23	-13	-50.23	-56.42	-69.30	1.58	7.65	H
	5135	-63.28	-13	-50.28	-62.72	-70.57	2.41	9.70	H
	11976	-47.19	-13	-34.19	-63.08	-56.81	2.68	12.30	H
	13688	-50.08	-13	-37.08	-68.29	-60.86	3.10	13.89	H
	15400	-46.32	-13	-33.32	-66.18	-56.72	3.76	14.16	H
									H
									H
	3420	-64.34	-13	-51.34	-57.25	-70.41	1.58	7.65	V
	5135	-63.96	-13	-50.96	-63.22	-71.25	2.41	9.70	V
	11976	-51.83	-13	-38.83	-67.34	-61.45	2.68	12.30	V
	13688	-53.02	-13	-40.02	-70.63	-63.80	3.10	13.89	V
	15400	-46.30	-13	-33.30	-66.04	-56.70	3.76	14.16	V
									V
									V
Middle	3469	-64.91	-13	-51.91	-58.2	-71.18	1.59	7.86	H
	5205	-63.41	-13	-50.41	-63.03	-70.65	2.46	9.70	H
	12152	-47.93	-13	-34.93	-63.75	-57.54	2.72	12.33	H
	13888	-48.87	-13	-35.87	-66.64	-59.80	3.15	14.09	H
	15624	-45.92	-13	-32.92	-66.77	-56.19	3.86	14.13	H
									H
									H
	3469	-66.64	-13	-53.64	-59.64	-72.91	1.59	7.86	V
	5205	-62.94	-13	-49.94	-62.41	-70.18	2.46	9.70	V
	12152	-53.43	-13	-40.43	-68.81	-63.04	2.72	12.33	V
	13888	-52.98	-13	-39.98	-70.43	-63.91	3.15	14.09	V
	15624	-48.28	-13	-35.28	-68.39	-58.55	3.86	14.13	V
									V
									V



Highest	3518	-64.35	-13	-51.35	-57.73	-70.76	1.61	8.02	H
	12328	-47.52	-13	-34.52	-63.23	-57.12	2.76	12.37	H
	14088	-50.16	-13	-37.16	-67.62	-60.93	3.22	13.99	H
	15848	-48.83	-13	-35.83	-70.53	-58.69	3.95	13.81	H
									H
									H
									H
	3518	-66.97	-13	-53.97	-60.05	-73.38	1.61	8.02	V
	12328	-51.83	-13	-38.83	-67.04	-61.43	2.76	12.37	V
	14088	-54.23	-13	-41.23	-71.6	-65.00	3.22	13.99	V
	15848	-51.50	-13	-38.50	-72.25	-61.36	3.95	13.81	V
									V
									V
									V

Remark: Spurious emissions within 30-1000MHz were found more than 20dB below limit line.