#01_HAC_T-Coil_GSM850_Voice(speech codec handset low)_Ch189_Axial (Z)

Communication System: GSM850; Frequency: 836.4 MHz;Duty Cycle: 1:8.3
Medium: Air Medium parameters used: $\sigma = 0$ S/m, $\varepsilon_r = 1$; $\rho = 0$ kg/m^3
Ambient Temperature：23.5 ℃

DASY5 Configuration
- Probe: AM1DV3 - 3130; ; Calibrated: 2015/11/10
- Sensor-Surface: 0mm (Fix Surface)
- Electronics: DAE4 Sn1399; Calibrated: 2015/11/23
- Phantom: HAC Test Arch with AMCC; Type: SD HAC P01 BA;
- Measurement SW: DASY52, Version 52.8 (7); SEMCAD X Version 14.6.10 (7164)

General Scans/z (axial) 4.2mm 50 x 50/ABM SNR(x,y,z) (13x13x1): Measurement grid: dx=10mm, dy=10mm
ABM1/ABM2 = 37.79 dB
ABM1 comp = -3.75 dBA/m
Location: 0, 4.2, 3.7 mm



0 dB = 1.000 A/m = 0.00 dBA/m

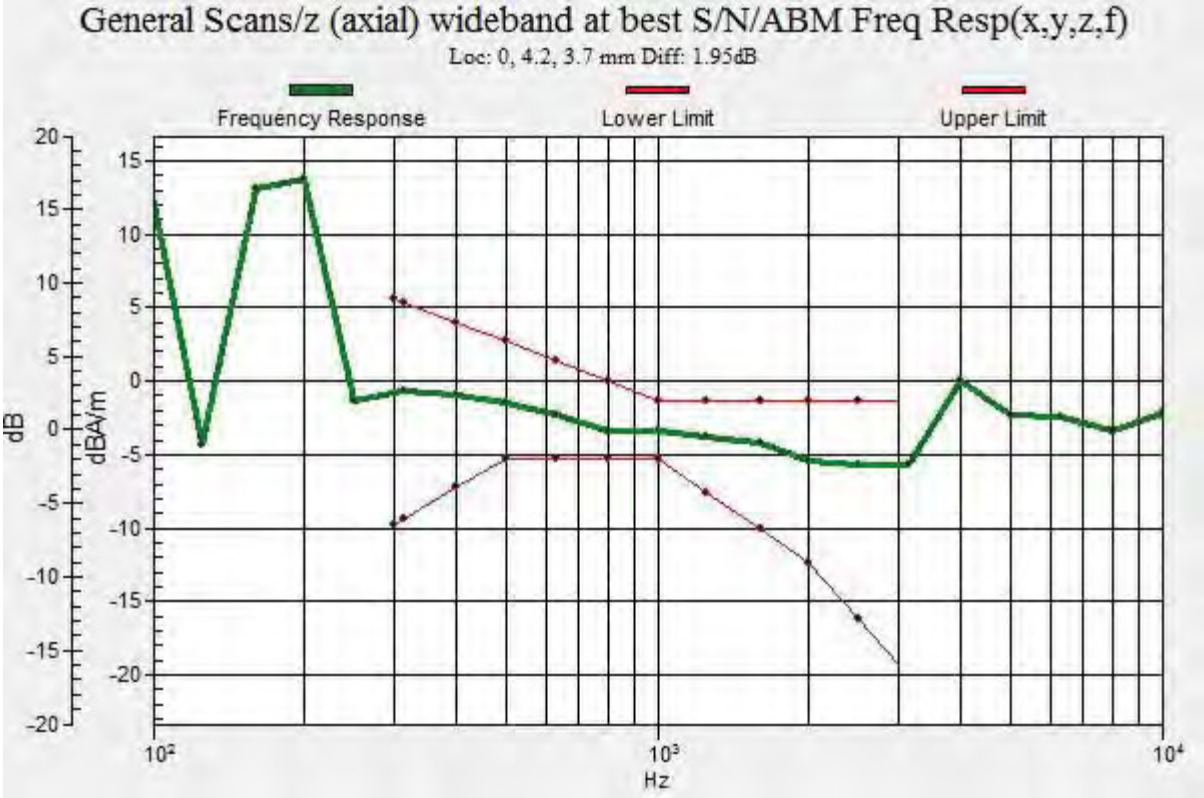
General Scans/z (axial) wideband at best S/N/ABM Freq Resp(x,y,z,f)
Loc: 0, 4.2, 3.7 mm Diff: 1.95dB
Frequency Response
Lower Limit
Upper Limit
dB
dBA/m
Hz

#01_HAC_T-Coil_GSM850_Voice(speech codec handset low)_Ch189_Transversal (Y)

Communication System: GSM850; Frequency: 836.4 MHz;Duty Cycle: 1:8.3
Medium: Air Medium parameters used: $\sigma = 0$ S/m, $\varepsilon_r = 1$; $\rho = 0$ kg/m^3
Ambient Temperature：23.5 ℃

DASY5 Configuration
- Probe: AM1DV3 - 3130; ; Calibrated: 2015/11/10
- Sensor-Surface: 0mm (Fix Surface)
- Electronics: DAE4 Sn1399; Calibrated: 2015/11/23
- Phantom: HAC Test Arch with AMCC; Type: SD HAC P01 BA;
- Measurement SW: DASY52, Version 52.8 (7); SEMCAD X Version 14.6.10 (7164)

General Scans/y (transversal) 4.2mm 50 x 50/ABM SNR(x,y,z) (13x13x1): Measurement grid: dx=10mm, dy=10mm
ABM1/ABM2 = 32.50 dB
ABM1 comp = -13.16 dBA/m
Location: 0, -12.5, 3.7 mm

0 dB = 1.000 A/m = 0.00 dBA/m

#02_HAC_T-Coil_GSM850_Voice(speech codec handset low)_Ch189_Battery 2_Axial (Z)

Communication System: GSM850; Frequency: 836.4 MHz;Duty Cycle: 1:8.3
Medium: Air Medium parameters used: $\sigma = 0$ S/m, $\varepsilon_r = 1$; $\rho = 0$ kg/m^3
Ambient Temperature：23.5 ℃

DASY5 Configuration
- Probe: AM1DV3 - 3130; ; Calibrated: 2015/11/10
- Sensor-Surface: 0mm (Fix Surface)
- Electronics: DAE4 Sn1399; Calibrated: 2015/11/23
- Phantom: HAC Test Arch with AMCC; Type: SD HAC P01 BA;
- Measurement SW: DASY52, Version 52.8 (7); SEMCAD X Version 14.6.10 (7164)

General Scans/z (axial) 4.2mm 50 x 50/ABM SNR(x,y,z) (13x13x1): Measurement grid: dx=10mm, dy=10mm
ABM1/ABM2 = 36.99 dB
ABM1 comp = -3.49 dBA/m
Location: 0, 4.2, 3.7 mm



0 dB = 1.000 A/m = 0.00 dBA/m

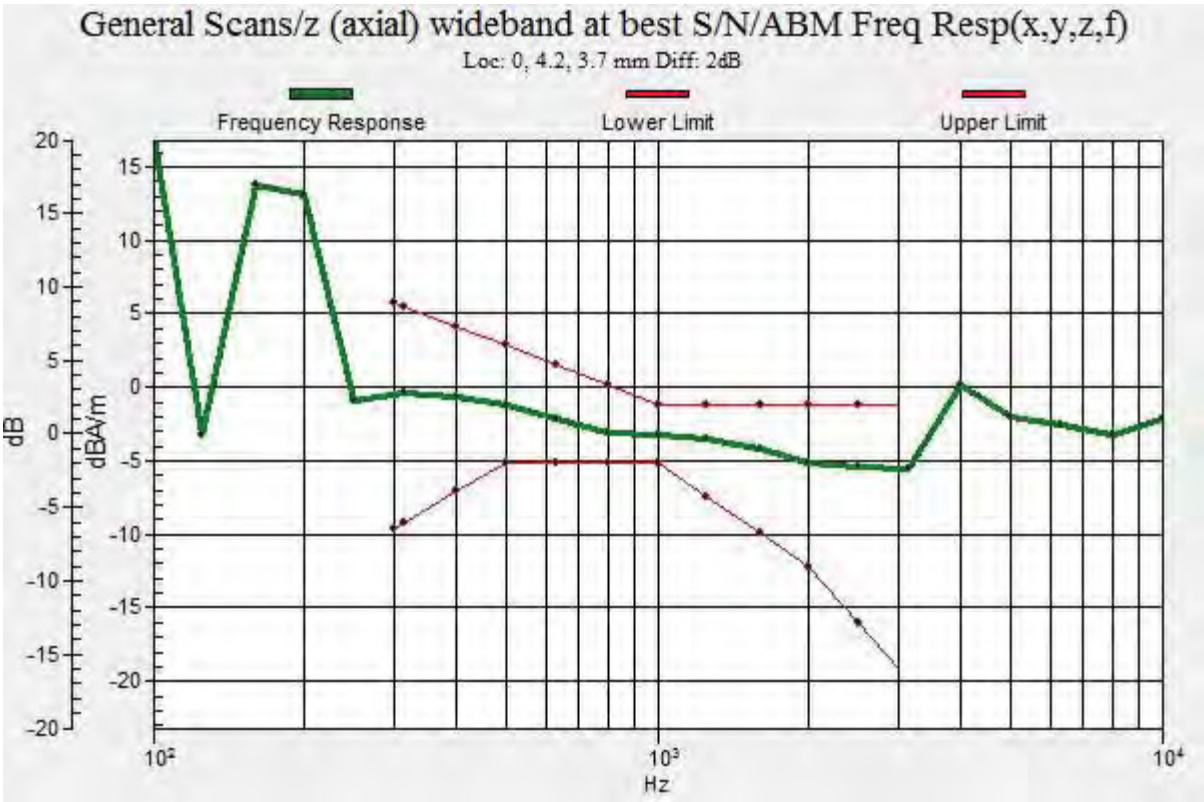
General Scans/z (axial) wideband at best S/N/ABM Freq Resp(x,y,z,f)
Loc: 0, 4.2, 3.7 mm Diff: 2dB
Frequency Response
Lower Limit
Upper Limit
dB
dBA/m
Hz

#02_HAC_T-Coil_GSM850_Voice(speech codec handset low)_Ch189_Battery 2_Transversal (Y)

Communication System: GSM850; Frequency: 836.4 MHz;Duty Cycle: 1:8.3
Medium: Air Medium parameters used: $\sigma = 0$ S/m, $\varepsilon_r = 1$; $\rho = 0$ kg/m^3
Ambient Temperature：23.5 ℃

DASY5 Configuration
- Probe: AM1DV3 - 3130; ; Calibrated: 2015/11/10
- Sensor-Surface: 0mm (Fix Surface)
- Electronics: DAE4 Sn1399; Calibrated: 2015/11/23
- Phantom: HAC Test Arch with AMCC; Type: SD HAC P01 BA;
- Measurement SW: DASY52, Version 52.8 (7); SEMCAD X Version 14.6.10 (7164)

General Scans/y (transversal) 4.2mm 50 x 50/ABM SNR(x,y,z) (13x13x1): Measurement grid: dx=10mm, dy=10mm
ABM1/ABM2 = 32.49 dB
ABM1 comp = -13.11 dBA/m
Location: 0, -12.5, 3.7 mm



0 dB = 1.000 A/m = 0.00 dBA/m

#03_HAC_T-Coil_GSM1900_Voice(speech codec handset low)_Ch661_Axial (Z)

Communication System: PCS; Frequency: 1880 MHz;Duty Cycle: 1:8.3
Medium: Air Medium parameters used: $\sigma = 0$ S/m, $\varepsilon_r = 1$; $\rho = 0$ kg/m^3
Ambient Temperature：23.5 ℃

DASY5 Configuration
- Probe: AM1DV3 - 3130; ; Calibrated: 2015/11/10
- Sensor-Surface: 0mm (Fix Surface)
- Electronics: DAE4 Sn1399; Calibrated: 2015/11/23
- Phantom: HAC Test Arch with AMCC; Type: SD HAC P01 BA;
- Measurement SW: DASY52, Version 52.8 (7); SEMCAD X Version 14.6.10 (7164)

General Scans/z (axial) 4.2mm 50 x 50/ABM SNR(x,y,z) (13x13x1): Measurement grid: dx=10mm, dy=10mm
ABM1/ABM2 = 32.80 dB
ABM1 comp = -3.33 dBA/m
Location: 0, 0, 3.7 mm



0 dB = 1.000 A/m = 0.00 dBA/m

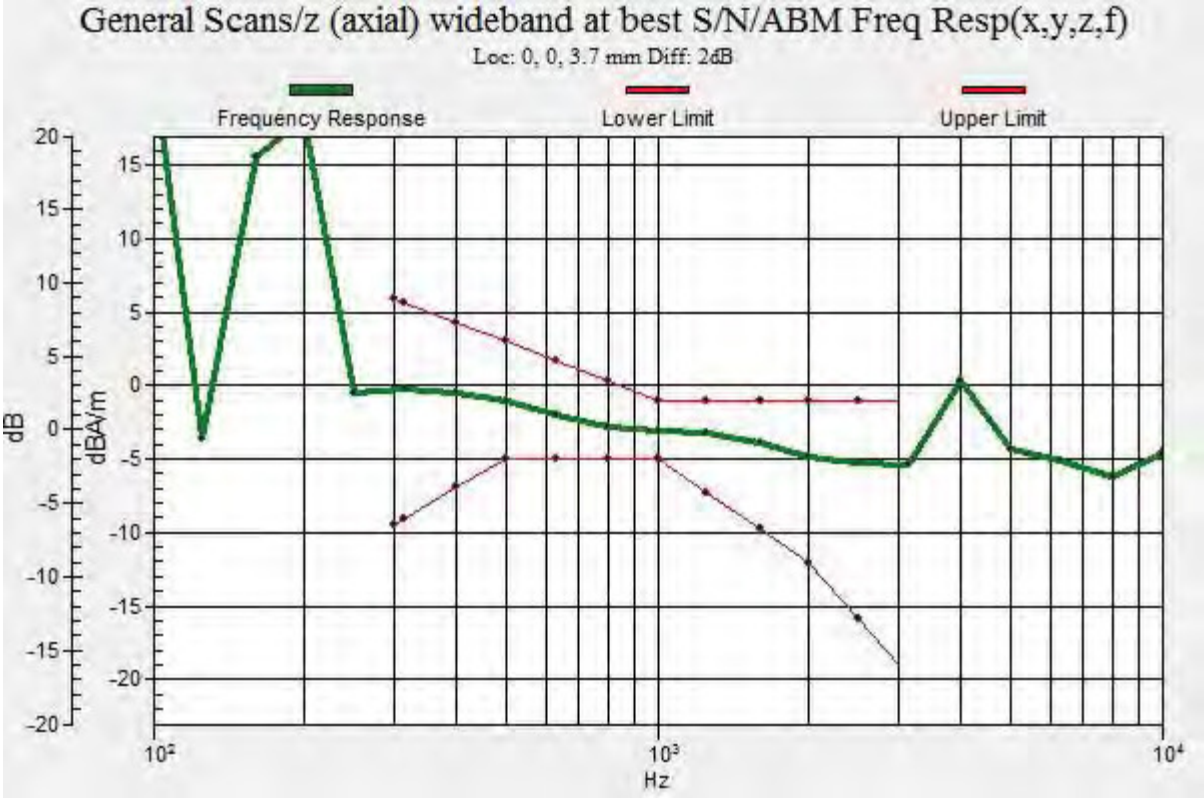
General Scans/z (axial) wideband at best S/N/ABM Freq Resp(x,y,z,f)
Loc: 0, 0, 3.7 mm Diff: 2dB
Frequency Response
Lower Limit
Upper Limit
dB
dBA/m
Hz

#03_HAC_T-Coil_GSM1900_Voice(speech codec handset low) _Ch661_Transversal (Y)

Communication System: PCS; Frequency: 1880 MHz;Duty Cycle: 1:8.3
Medium: Air Medium parameters used: $\sigma = 0$ S/m, $\varepsilon_r = 1$; $\rho = 0$ kg/m^3
Ambient Temperature：23.5 ℃

DASY5 Configuration
- Probe: AM1DV3 - 3130; ; Calibrated: 2015/11/10
- Sensor-Surface: 0mm (Fix Surface)
- Electronics: DAE4 Sn1399; Calibrated: 2015/11/23
- Phantom: HAC Test Arch with AMCC; Type: SD HAC P01 BA;
- Measurement SW: DASY52, Version 52.8 (7); SEMCAD X Version 14.6.10 (7164)

General Scans/y (transversal) 4.2mm 50 x 50/ABM SNR(x,y,z) (13x13x1): Measurement grid: dx=10mm, dy=10mm
ABM1/ABM2 = 32.83 dB
ABM1 comp = -13.54 dBA/m
Location: 0, -12.5, 3.7 mm



0 dB = 1.000 A/m = 0.00 dBA/m

#04_HAC_T-Coil_GSM1900_Voice(speech codec handset low)_Ch661_Battery 2_Axial (Z)

Communication System: PCS; Frequency: 1880 MHz;Duty Cycle: 1:8.3
Medium: Air Medium parameters used: $\sigma = 0$ S/m, $\varepsilon_r = 1$; $\rho = 0$ kg/m^3
Ambient Temperature：23.5 ℃

DASY5 Configuration
- Probe: AM1DV3 - 3130; ; Calibrated: 2015/11/10
- Sensor-Surface: 0mm (Fix Surface)
- Electronics: DAE4 Sn1399; Calibrated: 2015/11/23
- Phantom: HAC Test Arch with AMCC; Type: SD HAC P01 BA;
- Measurement SW: DASY52, Version 52.8 (7); SEMCAD X Version 14.6.10 (7164)

General Scans/z (axial) 4.2mm 50 x 50/ABM SNR(x,y,z) (13x13x1): Measurement grid: dx=10mm, dy=10mm
ABM1/ABM2 = 38.82 dB
ABM1 comp = -3.71 dBA/m
Location: 0, 4.2, 3.7 mm



0 dB = 1.000 A/m = 0.00 dBA/m

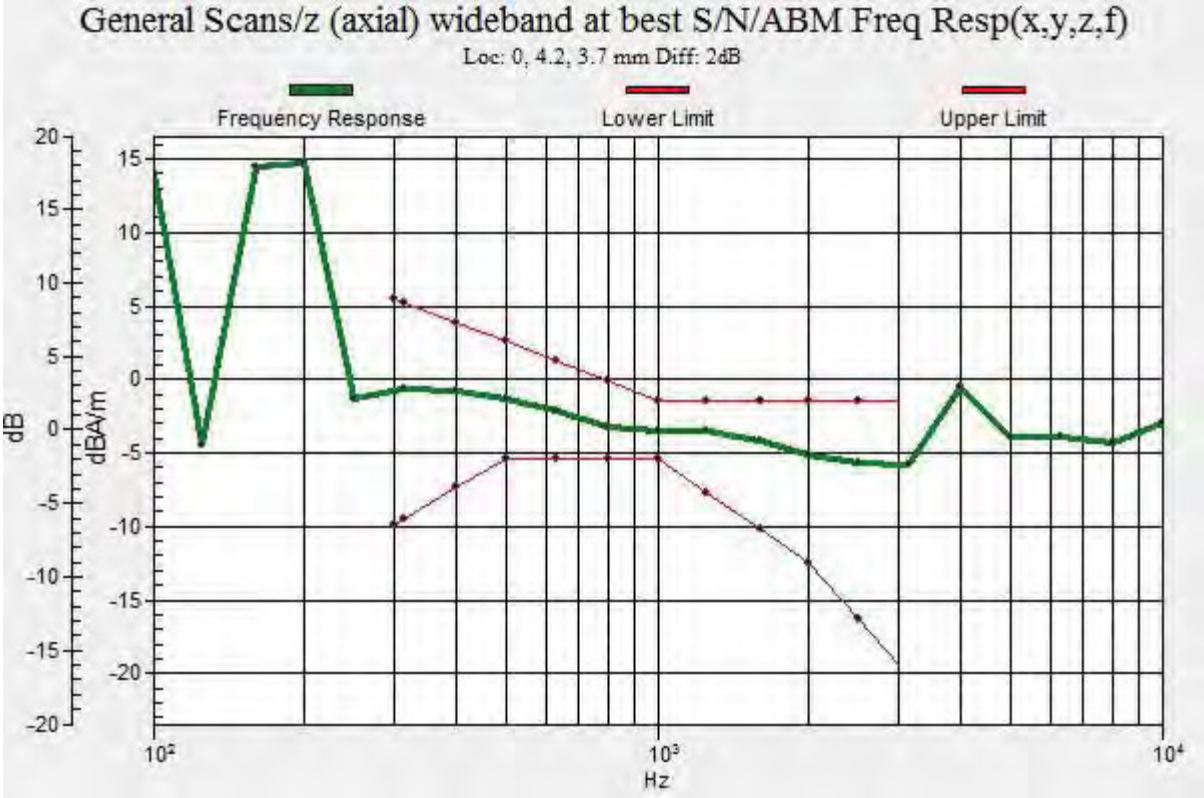
General Scans/z (axial) wideband at best S/N/ABM Freq Resp(x,y,z,f)
Loc: 0, 4.2, 3.7 mm Diff: 2dB
Frequency Response
Lower Limit
Upper Limit
dB
dBA/m
Hz

#04_HAC_T-Coil_GSM1900_Voice(speech codec handset low) _Ch661_Battery 2_Transversal (Y)

Communication System: PCS; Frequency: 1880 MHz;Duty Cycle: 1:8.3
Medium: Air Medium parameters used: $\sigma = 0$ S/m, $\varepsilon_r = 1$; $\rho = 0$ kg/m^3
Ambient Temperature：23.5 ℃

DASY5 Configuration
- Probe: AM1DV3 - 3130; ; Calibrated: 2015/11/10
- Sensor-Surface: 0mm (Fix Surface)
- Electronics: DAE4 Sn1399; Calibrated: 2015/11/23
- Phantom: HAC Test Arch with AMCC; Type: SD HAC P01 BA;
- Measurement SW: DASY52, Version 52.8 (7); SEMCAD X Version 14.6.10 (7164)

General Scans/y (transversal) 4.2mm 50 x 50/ABM SNR(x,y,z) (13x13x1): Measurement grid: dx=10mm, dy=10mm
ABM1/ABM2 = 33.70 dB
ABM1 comp = -13.63 dBA/m
Location: 0, -12.5, 3.7 mm

0 dB = 1.000 A/m = 0.00 dBA/m

#05_HAC_T-Coil_WCDMA II_Voice (speech codec low)_Ch9400_Axial (Z)

Communication System: WCDMA; Frequency: 1880 MHz;Duty Cycle: 1:1
Medium: Air Medium parameters used: $\sigma = 0$ S/m, $\varepsilon_r = 1$; $\rho = 0$ kg/m^3
Ambient Temperature：23.5 ℃

DASY5 Configuration
- Probe: AM1DV3 - 3130; ; Calibrated: 2015/11/10
- Sensor-Surface: 0mm (Fix Surface)
- Electronics: DAE4 Sn1399; Calibrated: 2015/11/23
- Phantom: HAC Test Arch with AMCC; Type: SD HAC P01 BA;
- Measurement SW: DASY52, Version 52.8 (7); SEMCAD X Version 14.6.10 (7164)

General Scans/z (axial) 4.2mm 50 x 50/ABM SNR(x,y,z) (13x13x1): Measurement grid: dx=10mm, dy=10mm
ABM1/ABM2 = 41.17 dB
ABM1 comp = -3.72 dBA/m
Location: 0, 4.2, 3.7 mm



0 dB = 1.000 A/m = 0.00 dBA/m

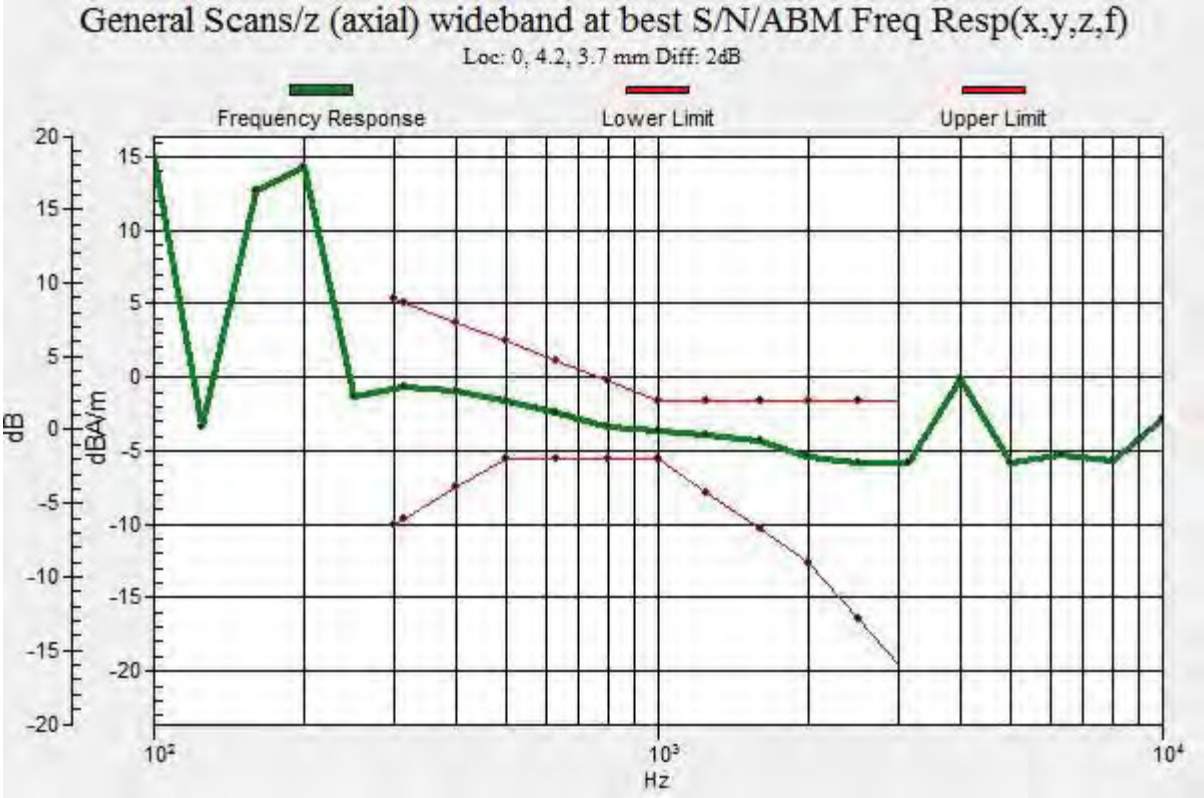
General Scans/z (axial) wideband at best S/N/ABM Freq Resp(x,y,z,f)
Loc: 0, 4.2, 3.7 mm Diff: 2dB
Frequency Response
Lower Limit
Upper Limit
dB
dBA/m
Hz

#05_HAC_T-Coil_WCDMA II_Voice (speech codec low)_Ch9400_Transversal (Y)

Communication System: WCDMA; Frequency: 1880 MHz;Duty Cycle: 1:1
Medium: Air Medium parameters used: $\sigma = 0$ S/m, $\varepsilon_r = 1$; $\rho = 0$ kg/m^3
Ambient Temperature：23.5 ℃

DASY5 Configuration
- Probe: AM1DV3 - 3130; ; Calibrated: 2015/11/10
- Sensor-Surface: 0mm (Fix Surface)
- Electronics: DAE4 Sn1399; Calibrated: 2015/11/23
- Phantom: HAC Test Arch with AMCC; Type: SD HAC P01 BA;
- Measurement SW: DASY52, Version 52.8 (7); SEMCAD X Version 14.6.10 (7164)

General Scans/y (transversal) 4.2mm 50 x 50/ABM SNR(x,y,z) (13x13x1): Measurement grid: dx=10mm, dy=10mm
ABM1/ABM2 = 34.74 dB
ABM1 comp = -10.37 dBA/m
Location: 4.2, -8.3, 3.7 mm



0 dB = 1.000 A/m = 0.00 dBA/m

#06_HAC_T-Coil_WCDMA II_Voice (speech codec low)_Ch9400_Battery 2_Axial (Z)

Communication System: WCDMA; Frequency: 1880 MHz;Duty Cycle: 1:1
Medium: Air Medium parameters used: $\sigma = 0$ S/m, $\varepsilon_r = 1$; $\rho = 0$ kg/m^3
Ambient Temperature：23.5 ℃

DASY5 Configuration
- Probe: AM1DV3 - 3130; ; Calibrated: 2015/11/10
- Sensor-Surface: 0mm (Fix Surface)
- Electronics: DAE4 Sn1399; Calibrated: 2015/11/23
- Phantom: HAC Test Arch with AMCC; Type: SD HAC P01 BA;
- Measurement SW: DASY52, Version 52.8 (7); SEMCAD X Version 14.6.10 (7164)

General Scans/z (axial) 4.2mm 50 x 50/ABM SNR(x,y,z) (13x13x1): Measurement grid: dx=10mm, dy=10mm
ABM1/ABM2 = 41.22 dB
ABM1 comp = -3.47 dBA/m
Location: 0, 4.2, 3.7 mm



0 dB = 1.000 A/m = 0.00 dBA/m

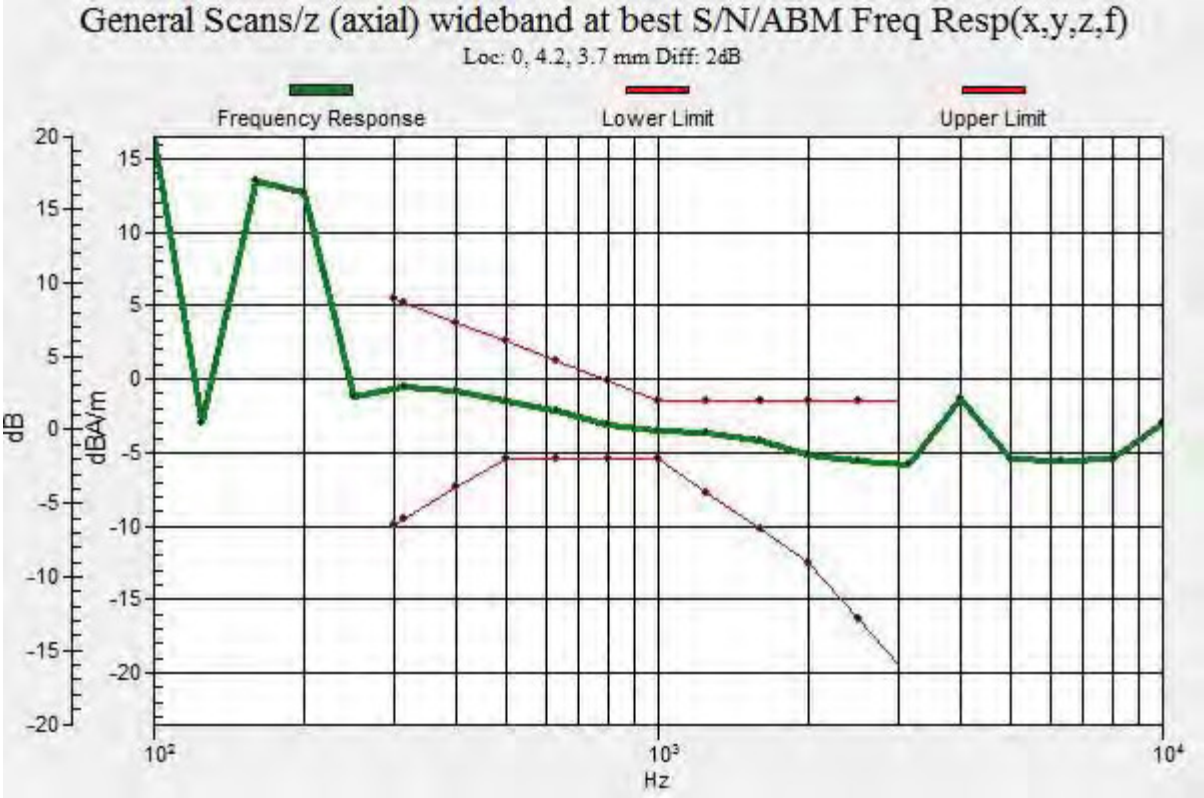
General Scans/z (axial) wideband at best S/N/ABM Freq Resp(x,y,z,f)
Loc: 0, 4.2, 3.7 mm Diff: 2dB
Frequency Response
Lower Limit
Upper Limit
dB
dBA/m
Hz

#06_HAC_T-Coil_WCDMA II_Voice (speech codec low)_Ch9400_Battery 2_Transversal (Y)

Communication System: WCDMA; Frequency: 1880 MHz;Duty Cycle: 1:1
Medium: Air Medium parameters used: $\sigma = 0$ S/m, $\varepsilon_r = 1$; $\rho = 0$ kg/m^3
Ambient Temperature：23.5 ℃

DASY5 Configuration
- Probe: AM1DV3 - 3130; ; Calibrated: 2015/11/10
- Sensor-Surface: 0mm (Fix Surface)
- Electronics: DAE4 Sn1399; Calibrated: 2015/11/23
- Phantom: HAC Test Arch with AMCC; Type: SD HAC P01 BA;
- Measurement SW: DASY52, Version 52.8 (7); SEMCAD X Version 14.6.10 (7164)

General Scans/y (transversal) 4.2mm 50 x 50/ABM SNR(x,y,z) (13x13x1): Measurement grid: dx=10mm, dy=10mm
ABM1/ABM2 = 35.06 dB
ABM1 comp = -11.06 dBA/m
Location: 0, 12.5, 3.7 mm



0 dB = 1.000 A/m = 0.00 dBA/m

#07_HAC_T-Coil_WCDMA IV_Voice (speech codec low)_Ch1413_Axial (Z)

Communication System: WCDMA; Frequency: 1732.6 MHz;Duty Cycle: 1:1
Medium: Air Medium parameters used: $\sigma = 0$ S/m, $\varepsilon_r = 1$; $\rho = 0$ kg/m^3
Ambient Temperature：23.5 ℃

DASY5 Configuration
- Probe: AM1DV3 - 3130; ; Calibrated: 2015/11/10
- Sensor-Surface: 0mm (Fix Surface)
- Electronics: DAE4 Sn1399; Calibrated: 2015/11/23
- Phantom: HAC Test Arch with AMCC; Type: SD HAC P01 BA;
- Measurement SW: DASY52, Version 52.8 (7); SEMCAD X Version 14.6.10 (7164)

General Scans/z (axial) 4.2mm 50 x 50/ABM SNR(x,y,z) (13x13x1): Measurement grid: dx=10mm, dy=10mm
ABM1/ABM2 = 39.75 dB
ABM1 comp = -3.62 dBA/m
Location: 0, 4.2, 3.7 mm

0 dB = 1.000 A/m = 0.00 dBA/m

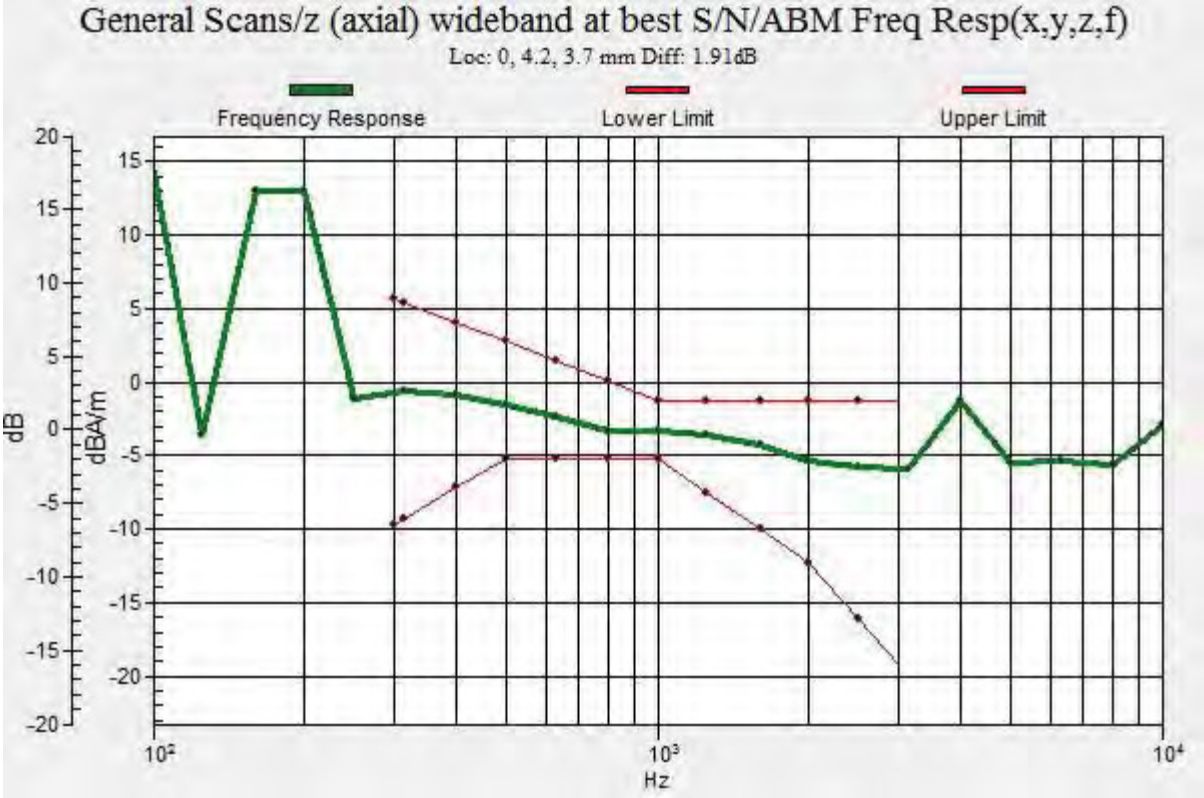
General Scans/z (axial) wideband at best S/N/ABM Freq Resp(x,y,z,f)
Loc: 0, 4.2, 3.7 mm Diff: 1.91dB
Frequency Response
Lower Limit
Upper Limit
dB
dBA/m
Hz

#07_HAC_T-Coil_WCDMA IV_Voice (speech codec low)_Ch1413_Transversal (Y)

Communication System: WCDMA; Frequency: 1732.6 MHz;Duty Cycle: 1:1
Medium: Air Medium parameters used: $\sigma = 0$ S/m, $\varepsilon_r = 1$; $\rho = 0$ kg/m^3
Ambient Temperature：23.5 ℃

DASY5 Configuration
- Probe: AM1DV3 - 3130; ; Calibrated: 2015/11/10
- Sensor-Surface: 0mm (Fix Surface)
- Electronics: DAE4 Sn1399; Calibrated: 2015/11/23
- Phantom: HAC Test Arch with AMCC; Type: SD HAC P01 BA;
- Measurement SW: DASY52, Version 52.8 (7); SEMCAD X Version 14.6.10 (7164)

General Scans/y (transversal) 4.2mm 50 x 50/ABM SNR(x,y,z) (13x13x1): Measurement grid: dx=10mm, dy=10mm
ABM1/ABM2 = 35.26 dB
ABM1 comp = -11.46 dBA/m
Location: 0, -8.3, 3.7 mm

0 dB = 1.000 A/m = 0.00 dBA/m

#08_HAC_T-Coil_WCDMA IV_Voice (speech codec low)_Ch1413_Battery 2_Axial (Z)

Communication System: WCDMA; Frequency: 1732.6 MHz;Duty Cycle: 1:1
Medium: Air Medium parameters used: $\sigma = 0$ S/m, $\varepsilon_r = 1$; $\rho = 0$ kg/m^3
Ambient Temperature：23.5 ℃

DASY5 Configuration
- Probe: AM1DV3 - 3130; ; Calibrated: 2015/11/10
- Sensor-Surface: 0mm (Fix Surface)
- Electronics: DAE4 Sn1399; Calibrated: 2015/11/23
- Phantom: HAC Test Arch with AMCC; Type: SD HAC P01 BA;
- Measurement SW: DASY52, Version 52.8 (7); SEMCAD X Version 14.6.10 (7164)

General Scans/z (axial) 4.2mm 50 x 50/ABM SNR(x,y,z) (13x13x1): Measurement grid: dx=10mm, dy=10mm
ABM1/ABM2 = 40.76 dB
ABM1 comp = -3.48 dBA/m
Location: 0, 4.2, 3.7 mm

0 dB = 1.000 A/m = 0.00 dBA/m

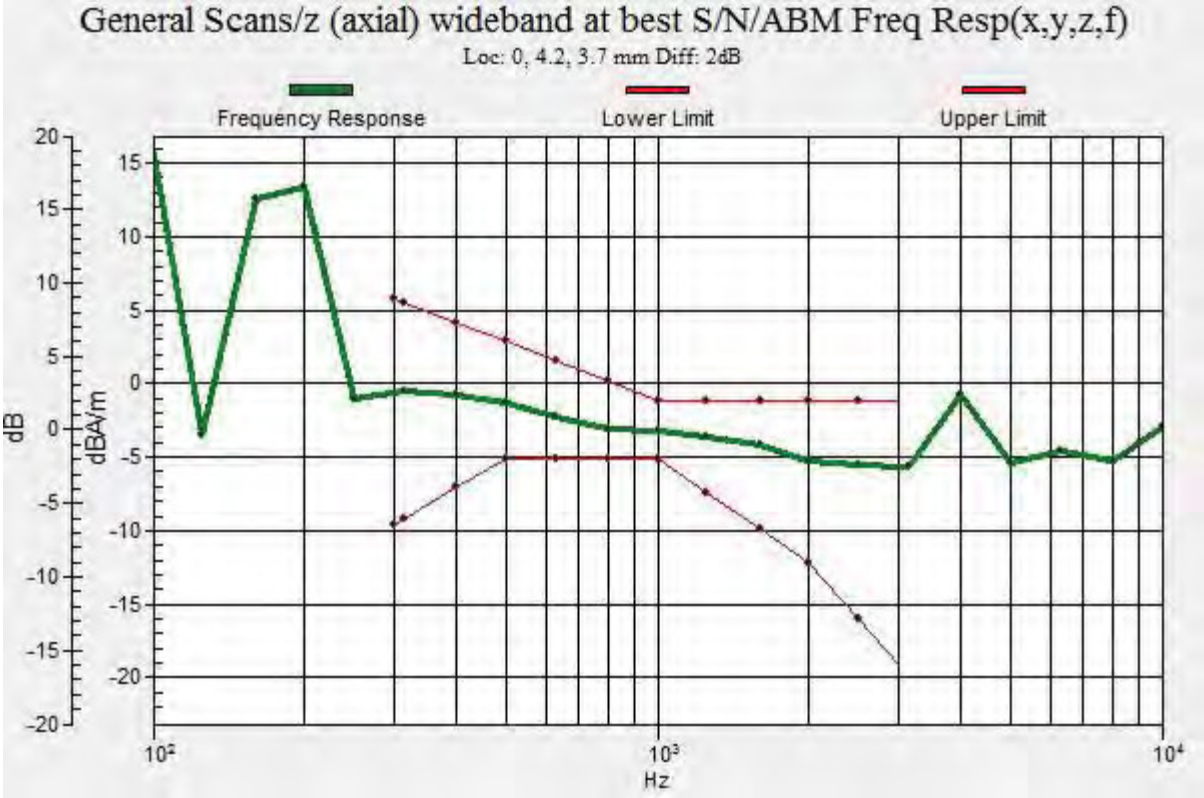
General Scans/z (axial) wideband at best S/N/ABM Freq Resp(x,y,z,f)
Loc: 0, 4.2, 3.7 mm Diff: 2dB
Frequency Response
Lower Limit
Upper Limit
dB
dBA/m
Hz

#08_HAC_T-Coil_WCDMA IV_Voice (speech codec low)_Ch1413_Battery 2_Transversal (Y)

Communication System: WCDMA; Frequency: 1732.6 MHz;Duty Cycle: 1:1
Medium: Air Medium parameters used: $\sigma = 0$ S/m, $\varepsilon_r = 1$; $\rho = 0$ kg/m^3
Ambient Temperature：23.5 ℃

DASY5 Configuration
- Probe: AM1DV3 - 3130; ; Calibrated: 2015/11/10
- Sensor-Surface: 0mm (Fix Surface)
- Electronics: DAE4 Sn1399; Calibrated: 2015/11/23
- Phantom: HAC Test Arch with AMCC; Type: SD HAC P01 BA;
- Measurement SW: DASY52, Version 52.8 (7); SEMCAD X Version 14.6.10 (7164)

General Scans/y (transversal) 4.2mm 50 x 50/ABM SNR(x,y,z) (13x13x1): Measurement grid: dx=10mm, dy=10mm
ABM1/ABM2 = 35.25 dB
ABM1 comp = -10.30 dBA/m
Location: 4.2, -8.3, 3.7 mm



0 dB = 1.000 A/m = 0.00 dBA/m

#09_HAC_T-Coil_WCDMA V_Voice (speech codec low)_Ch4182_Axial (Z)

Communication System: WCDMA; Frequency: 836.4 MHz;Duty Cycle: 1:1
Medium: Air Medium parameters used: $\sigma = 0$ S/m, $\varepsilon_r = 1$; $\rho = 0$ kg/m^3
Ambient Temperature：23.5 ℃

DASY5 Configuration
- Probe: AM1DV3 - 3130; ; Calibrated: 2015/11/10
- Sensor-Surface: 0mm (Fix Surface)
- Electronics: DAE4 Sn1399; Calibrated: 2015/11/23
- Phantom: HAC Test Arch with AMCC; Type: SD HAC P01 BA;
- Measurement SW: DASY52, Version 52.8 (7); SEMCAD X Version 14.6.10 (7164)

General Scans/z (axial) 4.2mm 50 x 50/ABM SNR(x,y,z) (13x13x1): Measurement grid: dx=10mm, dy=10mm
ABM1/ABM2 = 40.19 dB
ABM1 comp = -3.71 dBA/m
Location: 0, 4.2, 3.7 mm



0 dB = 1.000 A/m = 0.00 dBA/m

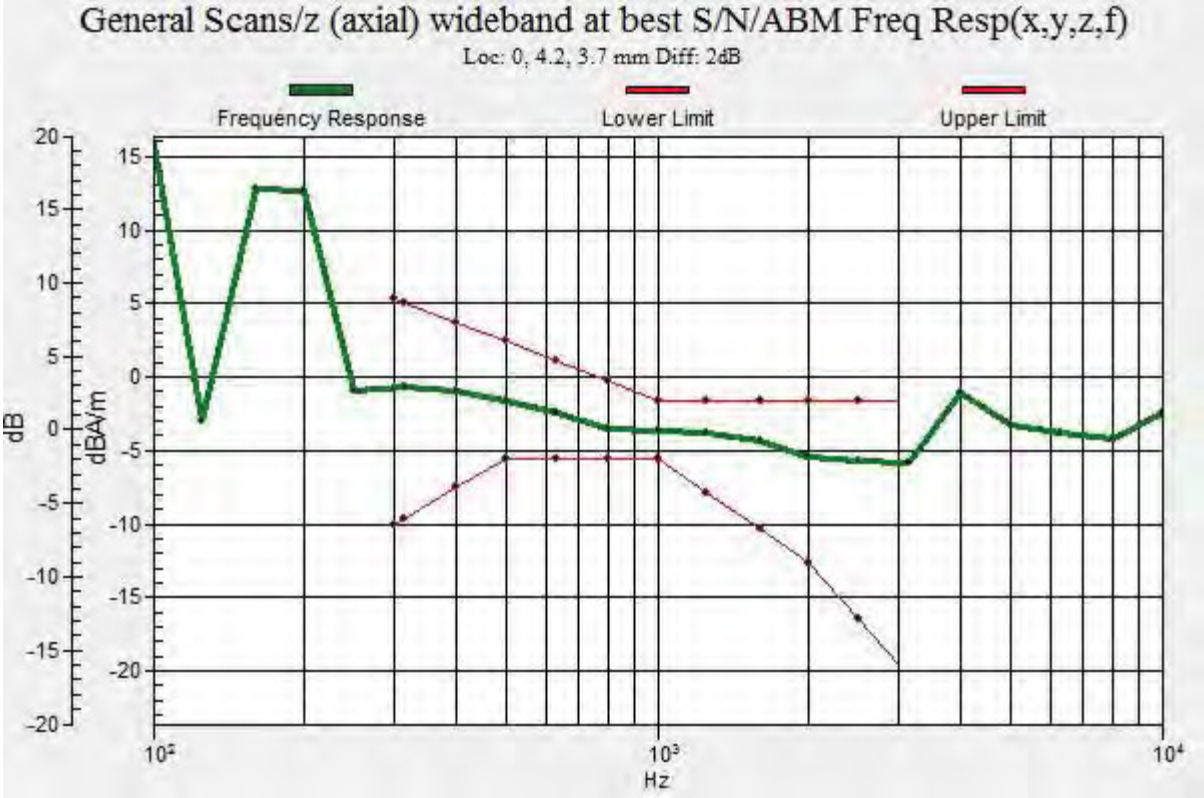
General Scans/z (axial) wideband at best S/N/ABM Freq Resp(x,y,z,f)
Loc: 0, 4.2, 3.7 mm Diff: 2dB
Frequency Response
Lower Limit
Upper Limit
dB
dBA/m
Hz

#09_HAC_T-Coil_WCDMA V_Voice (speech codec low)_Ch4182_Transversal (Y)

Communication System: WCDMA; Frequency: 836.4 MHz;Duty Cycle: 1:1
Medium: Air Medium parameters used: $\sigma = 0$ S/m, $\varepsilon_r = 1$; $\rho = 0$ kg/m^3
Ambient Temperature：23.5 ℃

DASY5 Configuration
- Probe: AM1DV3 - 3130; ; Calibrated: 2015/11/10
- Sensor-Surface: 0mm (Fix Surface)
- Electronics: DAE4 Sn1399; Calibrated: 2015/11/23
- Phantom: HAC Test Arch with AMCC; Type: SD HAC P01 BA;
- Measurement SW: DASY52, Version 52.8 (7); SEMCAD X Version 14.6.10 (7164)

General Scans/y (transversal) 4.2mm 50 x 50/ABM SNR(x,y,z) (13x13x1): Measurement grid: dx=10mm, dy=10mm
ABM1/ABM2 = 35.52 dB
ABM1 comp = -10.36 dBA/m
Location: 4.2, -8.3, 3.7 mm



0 dB = 1.000 A/m = 0.00 dBA/m

#10_HAC_T-Coil_WCDMA V_Voice (speech codec low)_Ch4182_Battery 2_Axial (Z)

Communication System: WCDMA; Frequency: 836.4 MHz;Duty Cycle: 1:1
Medium: Air Medium parameters used: $\sigma = 0$ S/m, $\varepsilon_r = 1$; $\rho = 0$ kg/m^3
Ambient Temperature：23.5 ℃

DASY5 Configuration
- Probe: AM1DV3 - 3130; ; Calibrated: 2015/11/10
- Sensor-Surface: 0mm (Fix Surface)
- Electronics: DAE4 Sn1399; Calibrated: 2015/11/23
- Phantom: HAC Test Arch with AMCC; Type: SD HAC P01 BA;
- Measurement SW: DASY52, Version 52.8 (7); SEMCAD X Version 14.6.10 (7164)

General Scans/z (axial) 4.2mm 50 x 50/ABM SNR(x,y,z) (13x13x1): Measurement grid: dx=10mm, dy=10mm
ABM1/ABM2 = 40.69 dB
ABM1 comp = -3.47 dBA/m
Location: 0, 4.2, 3.7 mm



0 dB = 1.000 A/m = 0.00 dBA/m

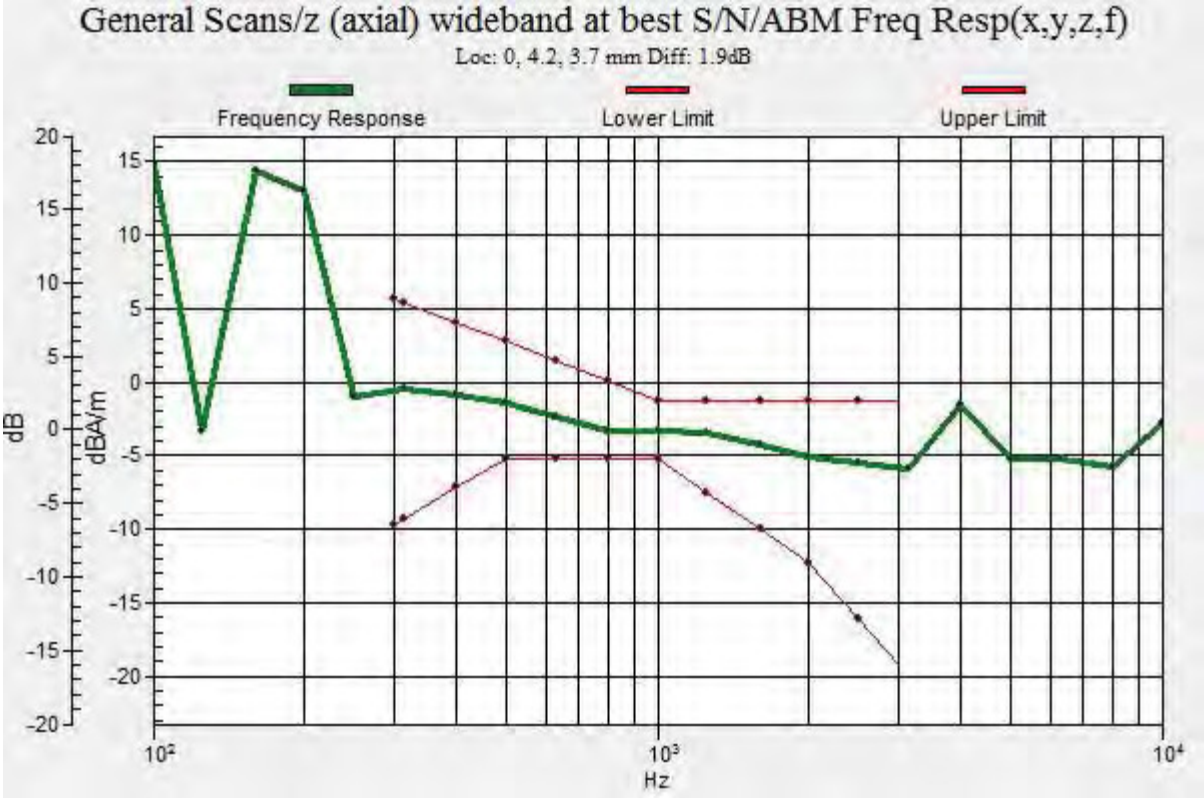
General Scans/z (axial) wideband at best S/N/ABM Freq Resp(x,y,z,f)
Loc: 0, 4.2, 3.7 mm Diff: 1.9dB
Frequency Response
Lower Limit
Upper Limit
dB
dBA/m
Hz

#10_HAC_T-Coil_WCDMA V_Voice (speech codec low)_Ch4182_Battery 2_Transversal (Y)

Communication System: WCDMA; Frequency: 836.4 MHz;Duty Cycle: 1:1
Medium: Air Medium parameters used: $\sigma = 0$ S/m, $\varepsilon_r = 1$; $\rho = 0$ kg/m^3
Ambient Temperature：23.5 ℃

DASY5 Configuration
- Probe: AM1DV3 - 3130; ; Calibrated: 2015/11/10
- Sensor-Surface: 0mm (Fix Surface)
- Electronics: DAE4 Sn1399; Calibrated: 2015/11/23
- Phantom: HAC Test Arch with AMCC; Type: SD HAC P01 BA;
- Measurement SW: DASY52, Version 52.8 (7); SEMCAD X Version 14.6.10 (7164)

General Scans/y (transversal) 4.2mm 50 x 50/ABM SNR(x,y,z) (13x13x1): Measurement grid: dx=10mm, dy=10mm
ABM1/ABM2 = 34.56 dB
ABM1 comp = -12.71 dBA/m
Location: 0, 16.7, 3.7 mm

0 dB = 1.000 A/m = 0.00 dBA/m

#11_HAC_T-Coil_CDMA BC0_RC1+SO3 Voice codec_8K Enhanced low_Ch384_Axial (Z)

Communication System: CDMA T-Coil; Frequency: 836.52 MHz;Duty Cycle: 1:8.3
Medium: Air Medium parameters used: $\sigma = 0$ S/m, $\varepsilon_r = 1$; $\rho = 0$ kg/m^3
Ambient Temperature：23.6 ℃

DASY5 Configuration
- Probe: AM1DV3 - 3130; ; Calibrated: 2015/11/10
- Sensor-Surface: 0mm (Fix Surface)
- Electronics: DAE4 Sn1399; Calibrated: 2015/11/23
- Phantom: HAC Test Arch with AMCC; Type: SD HAC P01 BA;
- Measurement SW: DASY52, Version 52.8 (7); SEMCAD X Version 14.6.10 (7164)

General Scans/z (axial) 4.2mm 50 x 50/ABM SNR(x,y,z) (13x13x1): Measurement grid: dx=10mm, dy=10mm
ABM1/ABM2 = 38.39 dB
ABM1 comp = -7.64 dBA/m
Location: 0, 4.2, 3.7 mm



0 dB = 1.000 A/m = 0.00 dBA/m

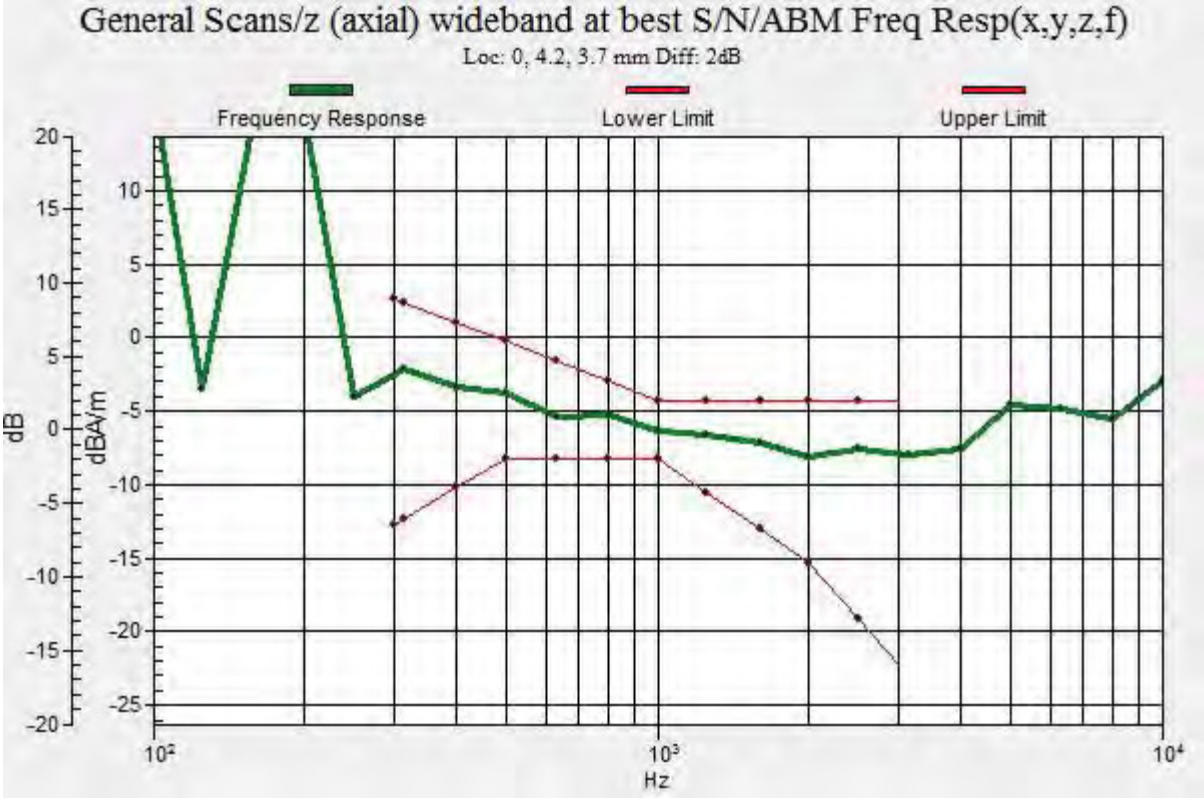
General Scans/z (axial) wideband at best S/N/ABM Freq Resp(x,y,z,f)
Loc: 0, 4.2, 3.7 mm Diff: 2dB
Frequency Response
Lower Limit
Upper Limit
dB
dBA/m
Hz

#11_HAC_T-Coil_CDMA BC0_RC1+SO3 Voice codec_8K Enhanced low_Ch384_Transversal (Y)

Communication System: CDMA T-Coil; Frequency: 836.52 MHz;Duty Cycle: 1:8.3
Medium: Air Medium parameters used: $\sigma = 0$ S/m, $\varepsilon_r = 1$; $\rho = 0$ kg/m^3
Ambient Temperature：23.6 ℃

DASY5 Configuration
- Probe: AM1DV3 - 3130; ; Calibrated: 2015/11/10
- Sensor-Surface: 0mm (Fix Surface)
- Electronics: DAE4 Sn1399; Calibrated: 2015/11/23
- Phantom: HAC Test Arch with AMCC; Type: SD HAC P01 BA;
- Measurement SW: DASY52, Version 52.8 (7); SEMCAD X Version 14.6.10 (7164)

General Scans/y (transversal) 4.2mm 50 x 50/ABM SNR(x,y,z) (13x13x1): Measurement grid: dx=10mm, dy=10mm
ABM1/ABM2 = 28.89 dB
ABM1 comp = -17.35 dBA/m
Location: 0, -12.5, 3.7 mm

0 dB = 1.000 A/m = 0.00 dBA/m

#12_HAC_T-Coil_CDMA BC0_RC1+SO3 Voice codec_8K Enhanced low_Ch384;Battery 2_Axial (Z)

Communication System: CDMA T-Coil; Frequency: 836.52 MHz;Duty Cycle: 1:8.3
Medium: Air Medium parameters used: $\sigma = 0$ S/m, $\varepsilon_r = 1$; $\rho = 0$ kg/m^3
Ambient Temperature：23.6 ℃

DASY5 Configuration
- Probe: AM1DV3 - 3130; ; Calibrated: 2015/11/10
- Sensor-Surface: 0mm (Fix Surface)
- Electronics: DAE4 Sn1399; Calibrated: 2015/11/23
- Phantom: HAC Test Arch with AMCC; Type: SD HAC P01 BA;
- Measurement SW: DASY52, Version 52.8 (7); SEMCAD X Version 14.6.10 (7164)

General Scans/z (axial) 4.2mm 50 x 50/ABM SNR(x,y,z) (13x13x1): Measurement grid: dx=10mm, dy=10mm
ABM1/ABM2 = 37.75 dB
ABM1 comp = -6.45 dBA/m
Location: 0, 0, 3.7 mm

0 dB = 1.000 A/m = 0.00 dBA/m

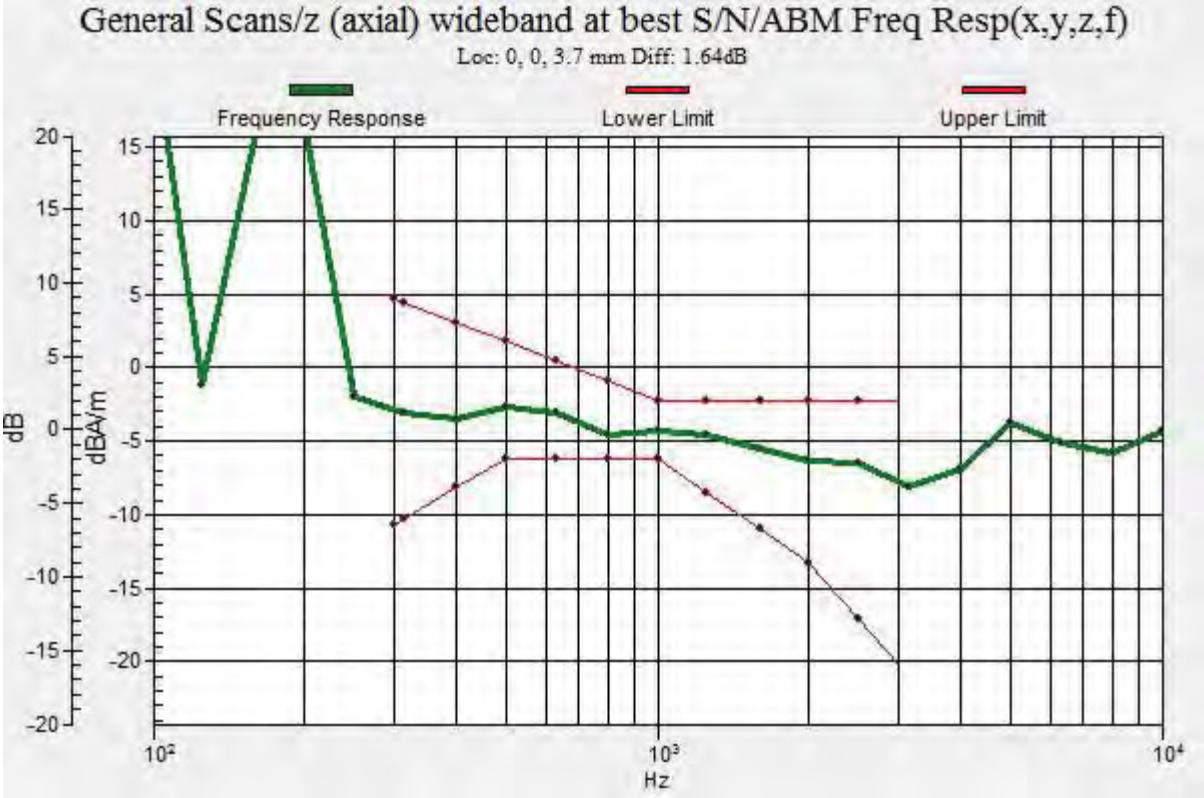
General Scans/z (axial) wideband at best S/N/ABM Freq Resp(x,y,z,f)
Loc: 0, 0, 3.7 mm Diff: 1.64dB
Frequency Response
Lower Limit
Upper Limit
dB
dBA/m
Hz

#12_HAC_T-Coil_CDMA BC0_RC1+SO3 Voice codec_8K Enhanced low_Ch384;Battery 2_Transversal (Y)

Communication System: CDMA T-Coil; Frequency: 836.52 MHz;Duty Cycle: 1:8.3
Medium: Air Medium parameters used: $\sigma = 0$ S/m, $\varepsilon_r = 1$; $\rho = 0$ kg/m^3
Ambient Temperature：23.6 ℃

DASY5 Configuration
- Probe: AM1DV3 - 3130; ; Calibrated: 2015/11/10
- Sensor-Surface: 0mm (Fix Surface)
- Electronics: DAE4 Sn1399; Calibrated: 2015/11/23
- Phantom: HAC Test Arch with AMCC; Type: SD HAC P01 BA;
- Measurement SW: DASY52, Version 52.8 (7); SEMCAD X Version 14.6.10 (7164)

General Scans/y (transversal) 4.2mm 50 x 50/ABM SNR(x,y,z) (13x13x1): Measurement grid: dx=10mm, dy=10mm
ABM1/ABM2 = 30.91 dB
ABM1 comp = -14.95 dBA/m
Location: 4.2, -12.5, 3.7 mm

0 dB = 1.000 A/m = 0.00 dBA/m

#13_HAC_T-Coil_CDMA BC1_RC1+SO3 Voice codec_8K Enhanced low_Ch600_Axial (Z)

Communication System: CDMA T-Coil; Frequency: 1880 MHz;Duty Cycle: 1:8.3
Medium: Air Medium parameters used: $\sigma = 0$ S/m, $\varepsilon_r = 1$; $\rho = 0$ kg/m^3
Ambient Temperature：23.6 ℃

DASY5 Configuration
- Probe: AM1DV3 - 3130; ; Calibrated: 2015/11/10
- Sensor-Surface: 0mm (Fix Surface)
- Electronics: DAE4 Sn1399; Calibrated: 2015/11/23
- Phantom: HAC Test Arch with AMCC; Type: SD HAC P01 BA;
- Measurement SW: DASY52, Version 52.8 (7); SEMCAD X Version 14.6.10 (7164)

General Scans/z (axial) 4.2mm 50 x 50/ABM SNR(x,y,z) (13x13x1): Measurement grid: dx=10mm, dy=10mm
ABM1/ABM2 = 36.93 dB
ABM1 comp = -9.29 dBA/m
Location: 0, 4.2, 3.7 mm



0 dB = 1.000 A/m = 0.00 dBA/m

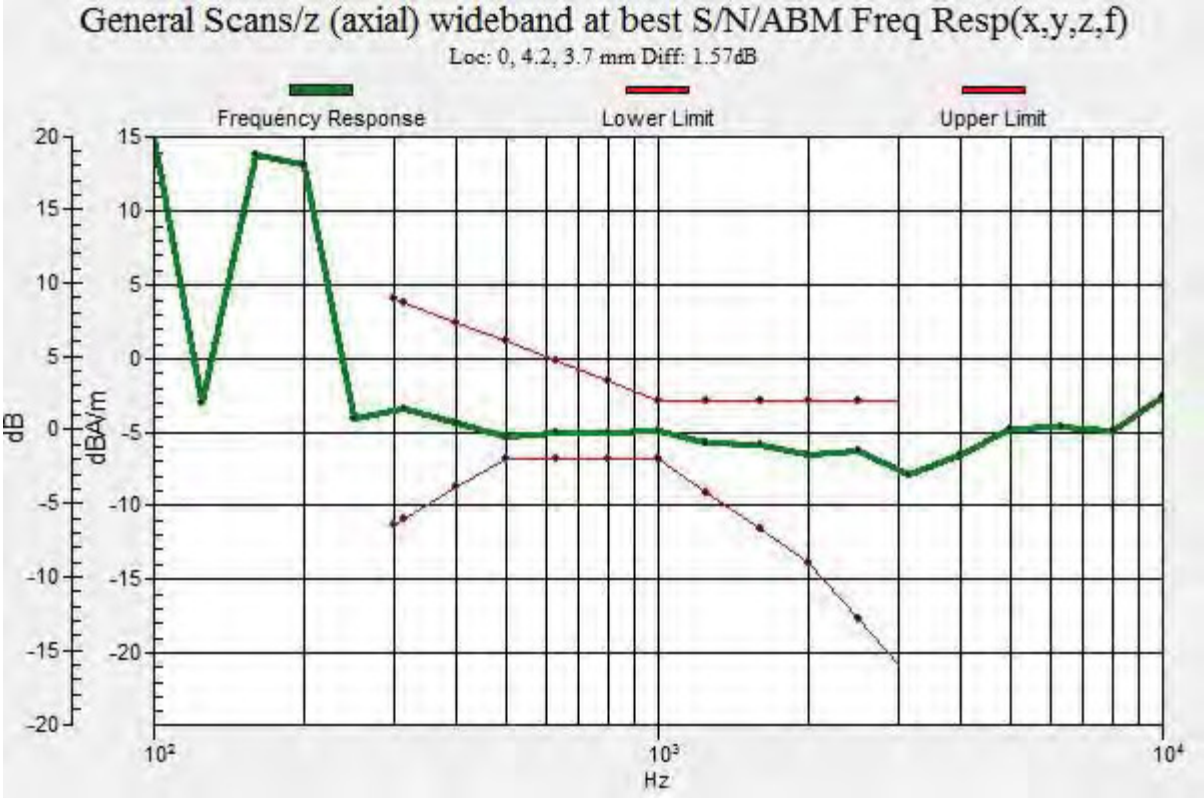
General Scans/z (axial) wideband at best S/N/ABM Freq Resp(x,y,z,f)
Loc: 0, 4.2, 3.7 mm Diff: 1.57dB
Frequency Response
Lower Limit
Upper Limit
dB
dBA/m
Hz

#13_HAC_T-Coil_CDMA BC1_RC1+SO3 Voice codec_8K Enhanced low_Ch600_Transversal (Y)

Communication System: CDMA T-Coil; Frequency: 1880 MHz;Duty Cycle: 1:8.3
Medium: Air Medium parameters used: $\sigma = 0$ S/m, $\varepsilon_r = 1$; $\rho = 0$ kg/m^3
Ambient Temperature：23.6 ℃

DASY5 Configuration
- Probe: AM1DV3 - 3130; ; Calibrated: 2015/11/10
- Sensor-Surface: 0mm (Fix Surface)
- Electronics: DAE4 Sn1399; Calibrated: 2015/11/23
- Phantom: HAC Test Arch with AMCC; Type: SD HAC P01 BA;
- Measurement SW: DASY52, Version 52.8 (7); SEMCAD X Version 14.6.10 (7164)

General Scans/y (transversal) 4.2mm 50 x 50/ABM SNR(x,y,z) (13x13x1): Measurement grid: dx=10mm, dy=10mm
ABM1/ABM2 = 32.40 dB
ABM1 comp = -14.76 dBA/m
Location: 0, -12.5, 3.7 mm

0 dB = 1.000 A/m = 0.00 dBA/m

#14_HAC_T-Coil_CDMA BC1_RC1+SO3 Voice codec_8K Enhanced low_Ch600;Battery 2_Axial (Z)

Communication System: CDMA T-Coil; Frequency: 1880 MHz;Duty Cycle: 1:8.3
Medium: Air Medium parameters used: $\sigma = 0$ S/m, $\varepsilon_r = 1$; $\rho = 0$ kg/m^3
Ambient Temperature：23.6 ℃

DASY5 Configuration
- Probe: AM1DV3 - 3130; ; Calibrated: 2015/11/10
- Sensor-Surface: 0mm (Fix Surface)
- Electronics: DAE4 Sn1399; Calibrated: 2015/11/23
- Phantom: HAC Test Arch with AMCC; Type: SD HAC P01 BA;
- Measurement SW: DASY52, Version 52.8 (7); SEMCAD X Version 14.6.10 (7164)

General Scans/z (axial) 4.2mm 50 x 50/ABM SNR(x,y,z) (13x13x1): Measurement grid: dx=10mm, dy=10mm
ABM1/ABM2 = 36.12 dB
ABM1 comp = -4.25 dBA/m
Location: 4.2, 4.2, 3.7 mm



0 dB = 1.000 A/m = 0.00 dBA/m

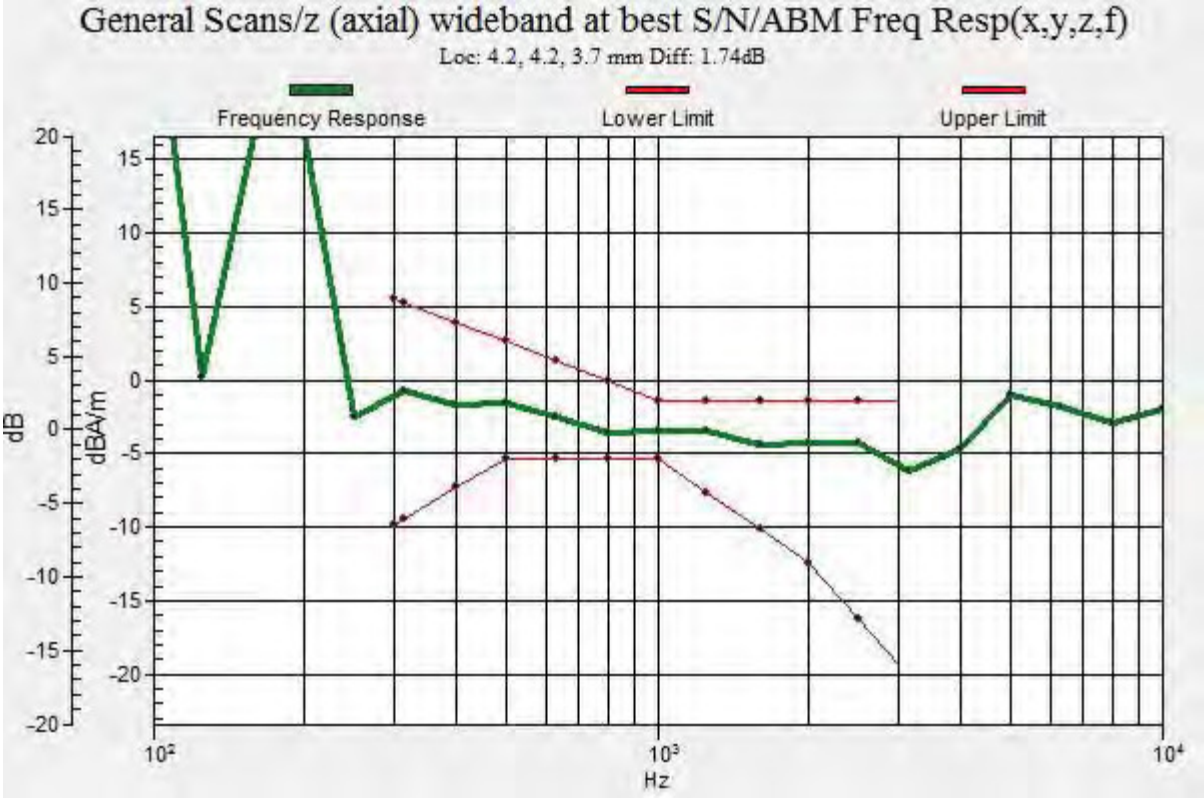
General Scans/z (axial) wideband at best S/N/ABM Freq Resp(x,y,z,f)
Loc: 4.2, 4.2, 3.7 mm Diff: 1.74dB
Frequency Response
Lower Limit
Upper Limit
dB
dBA/m
Hz

#14_HAC_T-Coil_CDMA BC1_RC1+SO3 Voice codec_8K Enhanced low_Ch600;Battery 2_Transversal (Y)

Communication System: CDMA T-Coil; Frequency: 1880 MHz;Duty Cycle: 1:8.3
Medium: Air Medium parameters used: $\sigma = 0$ S/m, $\varepsilon_r = 1$; $\rho = 0$ kg/m^3
Ambient Temperature：23.6 ℃

DASY5 Configuration
- Probe: AM1DV3 - 3130; ; Calibrated: 2015/11/10
- Sensor-Surface: 0mm (Fix Surface)
- Electronics: DAE4 Sn1399; Calibrated: 2015/11/23
- Phantom: HAC Test Arch with AMCC; Type: SD HAC P01 BA;
- Measurement SW: DASY52, Version 52.8 (7); SEMCAD X Version 14.6.10 (7164)

General Scans/y (transversal) 4.2mm 50 x 50/ABM SNR(x,y,z) (13x13x1): Measurement grid: dx=10mm, dy=10mm
ABM1/ABM2 = 28.70 dB
ABM1 comp = -17.16 dBA/m
Location: -4.2, -8.3, 3.7 mm

0 dB = 1.000 A/m = 0.00 dBA/m

#15_HAC_T-Coil_CDMA BC10_RC1+SO3 Voice codec_8K Enhanced low_Ch580_Axial (Z)

Communication System: CDMA T-Coil; Frequency: 820.5 MHz;Duty Cycle: 1:8.3
Medium: Air Medium parameters used: $\sigma = 0$ S/m, $\varepsilon_r = 1$; $\rho = 0$ kg/m^3
Ambient Temperature：23.6 ℃

DASY5 Configuration
- Probe: AM1DV3 - 3130; ; Calibrated: 2015/11/10
- Sensor-Surface: 0mm (Fix Surface)
- Electronics: DAE4 Sn1399; Calibrated: 2015/11/23
- Phantom: HAC Test Arch with AMCC; Type: SD HAC P01 BA;
- Measurement SW: DASY52, Version 52.8 (7); SEMCAD X Version 14.6.10 (7164)

General Scans/z (axial) 4.2mm 50 x 50/ABM SNR(x,y,z) (13x13x1): Measurement grid: dx=10mm, dy=10mm
ABM1/ABM2 = 38.72 dB
ABM1 comp = -7.27 dBA/m
Location: 0, 4.2, 3.7 mm



0 dB = 1.000 A/m = 0.00 dBA/m

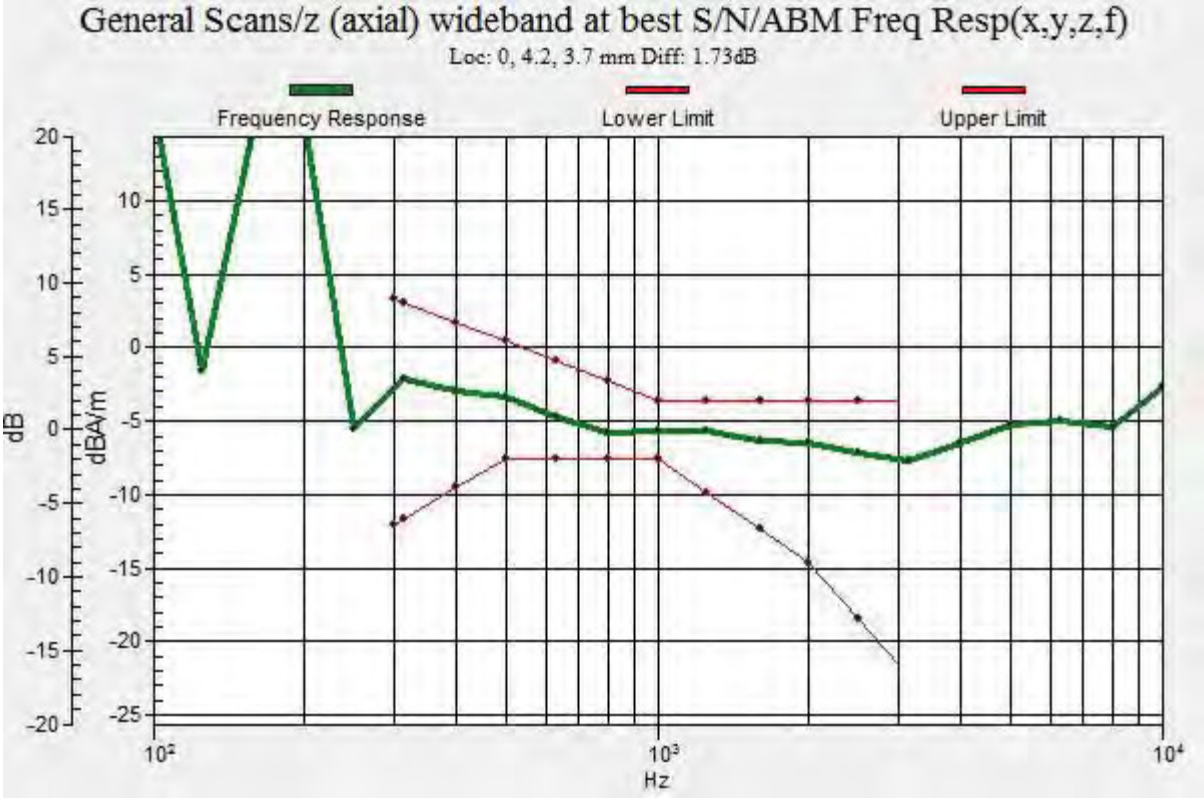
General Scans/z (axial) wideband at best S/N/ABM Freq Resp(x,y,z,f)
Loc: 0, 4.2, 3.7 mm Diff: 1.73dB
Frequency Response
Lower Limit
Upper Limit
dB
dBA/m
Hz

#15_HAC_T-Coil_CDMA BC10_RC1+SO3 Voice codec_8K Enhanced low_Ch580_Transversal (Y)

Communication System: CDMA T-Coil; Frequency: 820.5 MHz;Duty Cycle: 1:8.3
Medium: Air Medium parameters used: $\sigma = 0$ S/m, $\varepsilon_r = 1$; $\rho = 0$ kg/m^3
Ambient Temperature：23.6 ℃

DASY5 Configuration
- Probe: AM1DV3 - 3130; ; Calibrated: 2015/11/10
- Sensor-Surface: 0mm (Fix Surface)
- Electronics: DAE4 Sn1399; Calibrated: 2015/11/23
- Phantom: HAC Test Arch with AMCC; Type: SD HAC P01 BA;
- Measurement SW: DASY52, Version 52.8 (7); SEMCAD X Version 14.6.10 (7164)

General Scans/y (transversal) 4.2mm 50 x 50/ABM SNR(x,y,z) (13x13x1): Measurement grid: dx=10mm, dy=10mm
ABM1/ABM2 = 29.50 dB
ABM1 comp = -16.42 dBA/m
Location: -4.2, -8.3, 3.7 mm

0 dB = 1.000 A/m = 0.00 dBA/m

#16_HAC_T-Coil_CDMA BC10_RC1+SO3 Voice codec_8K Enhanced low_Ch580;Battery 2_Axial (Z)

Communication System: CDMA T-Coil; Frequency: 820.5 MHz;Duty Cycle: 1:8.3
Medium: Air Medium parameters used: $\sigma = 0$ S/m, $\varepsilon_r = 1$; $\rho = 0$ kg/m^3
Ambient Temperature：23.6 ℃

DASY5 Configuration
- Probe: AM1DV3 - 3130; ; Calibrated: 2015/11/10
- Sensor-Surface: 0mm (Fix Surface)
- Electronics: DAE4 Sn1399; Calibrated: 2015/11/23
- Phantom: HAC Test Arch with AMCC; Type: SD HAC P01 BA;
- Measurement SW: DASY52, Version 52.8 (7); SEMCAD X Version 14.6.10 (7164)

General Scans/z (axial) 4.2mm 50 x 50/ABM SNR(x,y,z) (13x13x1): Measurement grid: dx=10mm, dy=10mm
ABM1/ABM2 = 37.59 dB
ABM1 comp = -7.19 dBA/m
Location: 0, 0, 3.7 mm

0 dB = 1.000 A/m = 0.00 dBA/m

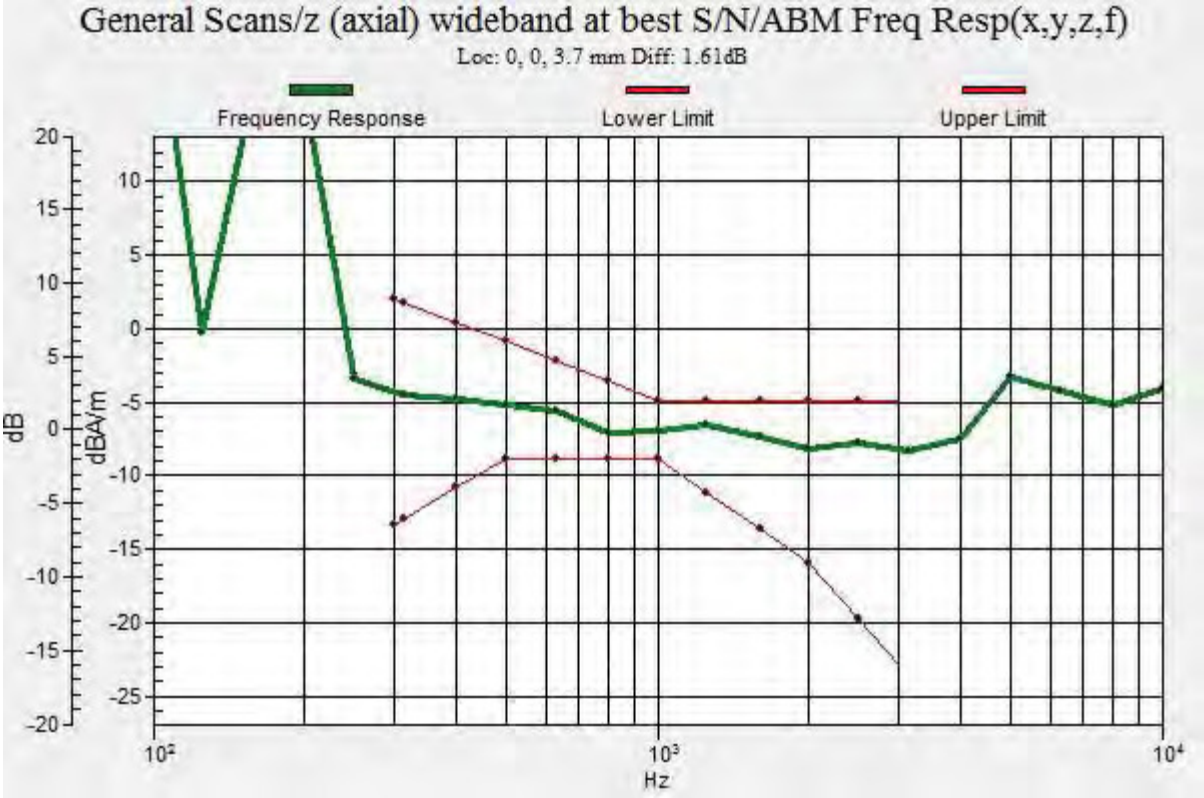
General Scans/z (axial) wideband at best S/N/ABM Freq Resp(x,y,z,f)
Loc: 0, 0, 3.7 mm Diff: 1.61dB
Frequency Response
Lower Limit
Upper Limit
dB
dBA/m
Hz

#16_HAC_T-Coil_CDMA BC10_RC1+SO3 Voice codec_8K Enhanced low_Ch580;Battery 2_Transversal (Y)

Communication System: CDMA T-Coil; Frequency: 820.5 MHz;Duty Cycle: 1:8.3
Medium: Air Medium parameters used: $\sigma = 0$ S/m, $\varepsilon_r = 1$; $\rho = 0$ kg/m^3
Ambient Temperature：23.6 ℃

DASY5 Configuration
- Probe: AM1DV3 - 3130; ; Calibrated: 2015/11/10
- Sensor-Surface: 0mm (Fix Surface)
- Electronics: DAE4 Sn1399; Calibrated: 2015/11/23
- Phantom: HAC Test Arch with AMCC; Type: SD HAC P01 BA;
- Measurement SW: DASY52, Version 52.8 (7); SEMCAD X Version 14.6.10 (7164)

General Scans/y (transversal) 4.2mm 50 x 50/ABM SNR(x,y,z) (13x13x1): Measurement grid: dx=10mm, dy=10mm
ABM1/ABM2 = 29.73 dB
ABM1 comp = -16.38 dBA/m
Location: -4.2, -8.3, 3.7 mm

0 dB = 1.000 A/m = 0.00 dBA/m

#17_HAC_T-Coil_LTE Band 2_20M_QPSK_1RB_0offset_NB AMR 12.2Kbps_Ch18900_Axial (Z)

Communication System: LTE ; Frequency: 1880 MHz;Duty Cycle: 1:1
Medium: Air Medium parameters used: $\sigma = 0$ S/m, $\varepsilon_r = 1$; $\rho = 0$ kg/m^3
Ambient Temperature：23.5 ℃

DASY5 Configuration
- Probe: AM1DV3 - 3130; ; Calibrated: 2015/11/10
- Sensor-Surface: 0mm (Fix Surface)
- Electronics: DAE4 Sn1399; Calibrated: 2015/11/23
- Phantom: HAC Test Arch with AMCC; Type: SD HAC P01 BA;
- Measurement SW: DASY52, Version 52.8 (7); SEMCAD X Version 14.6.10 (7164)

General Scans/z (axial) 4.2mm 50 x 50/ABM SNR(x,y,z) (13x13x1): Measurement grid: dx=10mm, dy=10mm
ABM1/ABM2 = 35.60 dB
ABM1 comp = -2.25 dBA/m
Location: 0, 4.2, 3.7 mm

0 dB = 1.000 A/m = 0.00 dBA/m

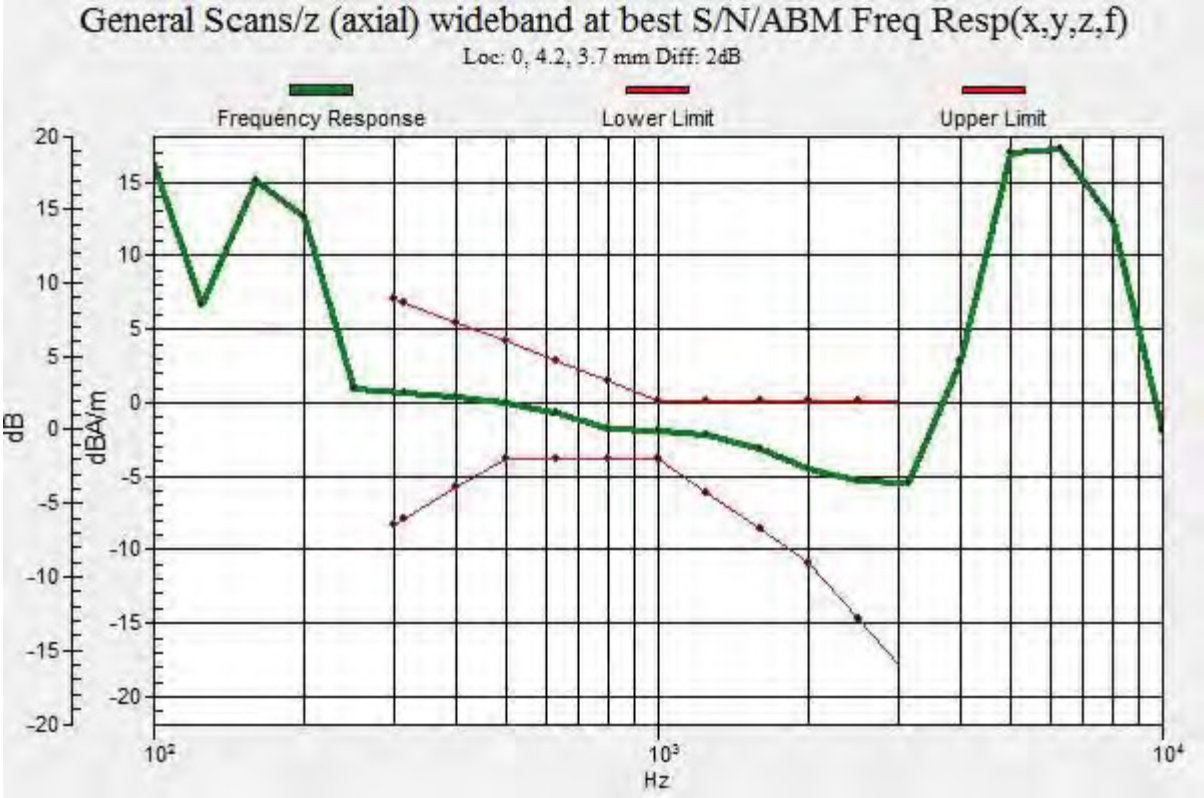
General Scans/z (axial) wideband at best S/N/ABM Freq Resp(x,y,z,f)
Loc: 0, 4.2, 3.7 mm Diff: 2dB
Frequency Response
Lower Limit
Upper Limit
dB
dBA/m
Hz

#17_HAC_T-Coil_LTE Band 2_20M_QPSK_1RB_0offset_NB AMR 12.2Kbps_Ch18900_Transversal (Y)

Communication System: LTE ; Frequency: 1880 MHz;Duty Cycle: 1:1
Medium: Air Medium parameters used: $\sigma = 0$ S/m, $\varepsilon_r = 1$; $\rho = 0$ kg/m^3
Ambient Temperature：23.5 ℃

DASY5 Configuration
- Probe: AM1DV3 - 3130; ; Calibrated: 2015/11/10
- Sensor-Surface: 0mm (Fix Surface)
- Electronics: DAE4 Sn1399; Calibrated: 2015/11/23
- Phantom: HAC Test Arch with AMCC; Type: SD HAC P01 BA;
- Measurement SW: DASY52, Version 52.8 (7); SEMCAD X Version 14.6.10 (7164)

General Scans/y (transversal) 4.2mm 50 x 50/ABM SNR(x,y,z) (13x13x1): Measurement grid: dx=10mm, dy=10mm
ABM1/ABM2 = 32.66 dB
ABM1 comp = -9.27 dBA/m
Location: 0, 12.5, 3.7 mm

0 dB = 1.000 A/m = 0.00 dBA/m

#18_HAC_T-Coil_LTE Band 2_20M_QPSK_1RB_0offset_NB AMR 12.2Kbps_Ch18900_Battery 2_Axial (Z)

Communication System: LTE ; Frequency: 1880 MHz;Duty Cycle: 1:1
Medium: Air Medium parameters used: $\sigma = 0$ S/m, $\varepsilon_r = 1$; $\rho = 0$ kg/m^3
Ambient Temperature：23.5 ℃

DASY5 Configuration
- Probe: AM1DV3 - 3130; ; Calibrated: 2015/11/10
- Sensor-Surface: 0mm (Fix Surface)
- Electronics: DAE4 Sn1399; Calibrated: 2015/11/23
- Phantom: HAC Test Arch with AMCC; Type: SD HAC P01 BA;
- Measurement SW: DASY52, Version 52.8 (7); SEMCAD X Version 14.6.10 (7164)

General Scans/z (axial) 4.2mm 50 x 50/ABM SNR(x,y,z) (13x13x1): Measurement grid: dx=10mm, dy=10mm
ABM1/ABM2 = 34.93 dB
ABM1 comp = -2.51 dBA/m
Location: 0, 4.2, 3.7 mm

0 dB = 1.000 A/m = 0.00 dBA/m

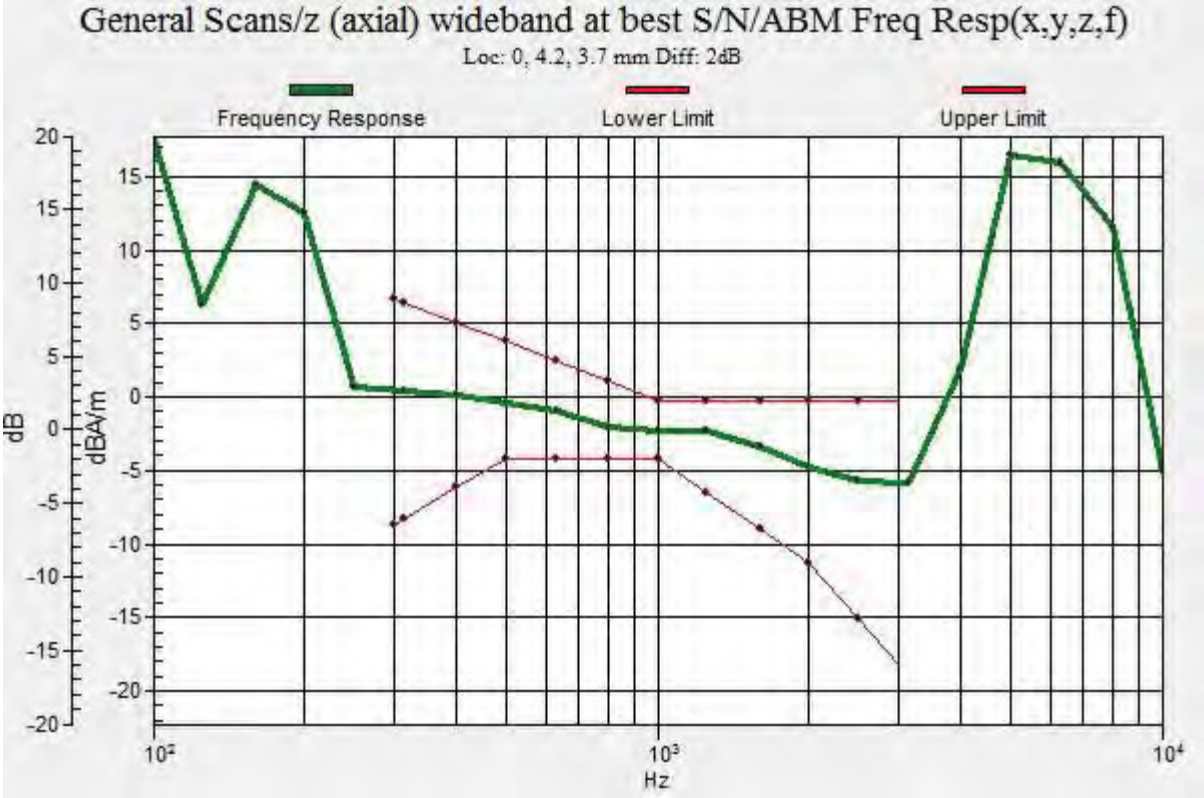
General Scans/z (axial) wideband at best S/N/ABM Freq Resp(x,y,z,f)
Loc: 0, 4.2, 3.7 mm Diff: 2dB
Frequency Response
Lower Limit
Upper Limit
dB
dBA/m
Hz

#18_HAC_T-Coil_LTE Band 2_20M_QPSK_1RB_0offset_NB AMR 12.2Kbps_Ch18900_Battery 2_Transversal (Y)

Communication System: LTE ; Frequency: 1880 MHz;Duty Cycle: 1:1
Medium: Air Medium parameters used: $\sigma = 0$ S/m, $\varepsilon_r = 1$; $\rho = 0$ kg/m^3
Ambient Temperature：23.5 ℃

DASY5 Configuration
- Probe: AM1DV3 - 3130; ; Calibrated: 2015/11/10
- Sensor-Surface: 0mm (Fix Surface)
- Electronics: DAE4 Sn1399; Calibrated: 2015/11/23
- Phantom: HAC Test Arch with AMCC; Type: SD HAC P01 BA;
- Measurement SW: DASY52, Version 52.8 (7); SEMCAD X Version 14.6.10 (7164)

General Scans/y (transversal) 4.2mm 50 x 50/ABM SNR(x,y,z) (13x13x1): Measurement grid: dx=10mm, dy=10mm
ABM1/ABM2 = 33.45 dB
ABM1 comp = -10.18 dBA/m
Location: 0, 12.5, 3.7 mm

0 dB = 1.000 A/m = 0.00 dBA/m

#19_HAC_T-Coil_LTE Band 4_20M_QPSK_1RB_0offset_NB AMR 12.2Kbps_Ch20175_Axial (Z)

Communication System: LTE ; Frequency: 1732.5 MHz;Duty Cycle: 1:1
Medium: Air Medium parameters used: $\sigma = 0$ S/m, $\varepsilon_r = 1$; $\rho = 0$ kg/m^3
Ambient Temperature：23.5 ℃

DASY5 Configuration
- Probe: AM1DV3 - 3130; ; Calibrated: 2015/11/10
- Sensor-Surface: 0mm (Fix Surface)
- Electronics: DAE4 Sn1399; Calibrated: 2015/11/23
- Phantom: HAC Test Arch with AMCC; Type: SD HAC P01 BA;
- Measurement SW: DASY52, Version 52.8 (7); SEMCAD X Version 14.6.10 (7164)

General Scans/z (axial) 4.2mm 50 x 50/ABM SNR(x,y,z) (13x13x1): Measurement grid: dx=10mm, dy=10mm
ABM1/ABM2 = 36.08 dB
ABM1 comp = -2.35 dBA/m
Location: 0, 4.2, 3.7 mm

0 dB = 1.000 A/m = 0.00 dBA/m

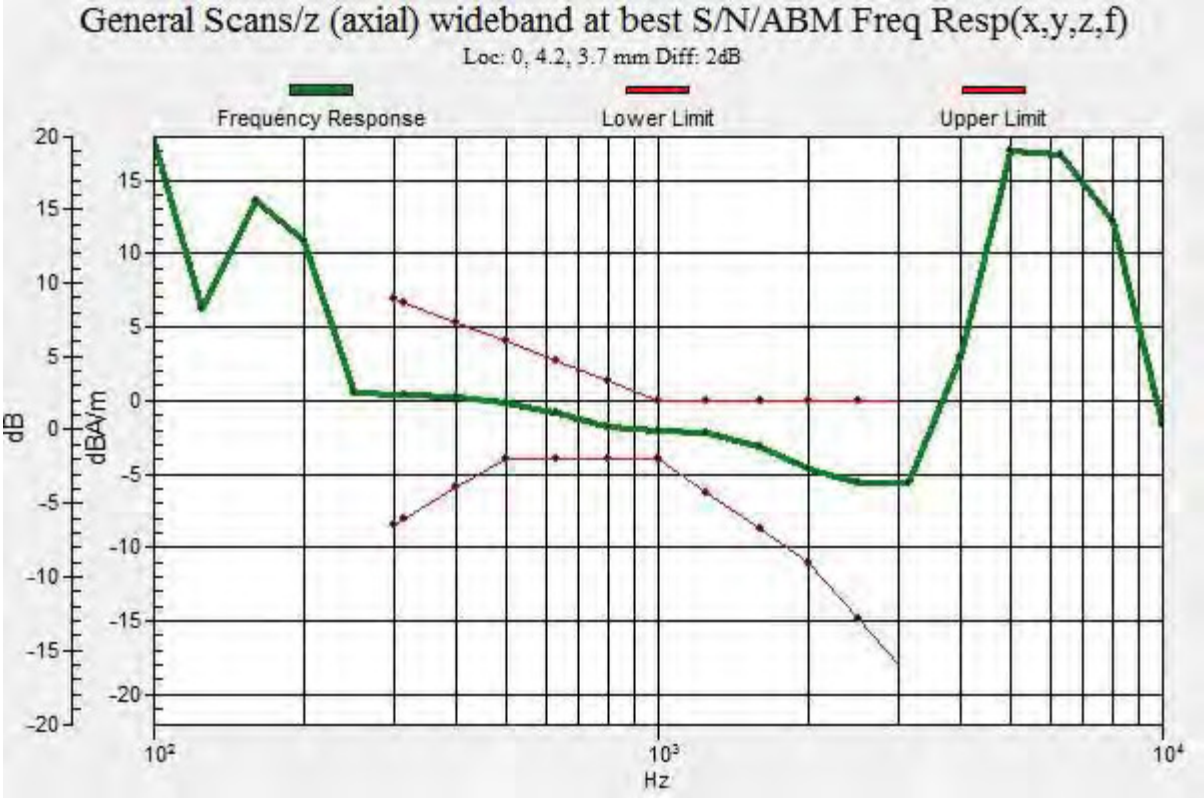
General Scans/z (axial) wideband at best S/N/ABM Freq Resp(x,y,z,f)
Loc: 0, 4.2, 3.7 mm Diff: 2dB
Frequency Response
Lower Limit
Upper Limit
dB
dBA/m
Hz

#19_HAC_T-Coil_LTE Band 4_20M_QPSK_1RB_0offset_NB AMR 12.2Kbps_Ch20175_Transversal (Y)

Communication System: LTE ; Frequency: 1732.5 MHz;Duty Cycle: 1:1
Medium: Air Medium parameters used: $\sigma = 0$ S/m, $\varepsilon_r = 1$; $\rho = 0$ kg/m^3
Ambient Temperature：23.5 ℃

DASY5 Configuration
- Probe: AM1DV3 - 3130; ; Calibrated: 2015/11/10
- Sensor-Surface: 0mm (Fix Surface)
- Electronics: DAE4 Sn1399; Calibrated: 2015/11/23
- Phantom: HAC Test Arch with AMCC; Type: SD HAC P01 BA;
- Measurement SW: DASY52, Version 52.8 (7); SEMCAD X Version 14.6.10 (7164)

General Scans/y (transversal) 4.2mm 50 x 50/ABM SNR(x,y,z) (13x13x1): Measurement grid: dx=10mm, dy=10mm
ABM1/ABM2 = 33.09 dB
ABM1 comp = -9.41 dBA/m
Location: 0, 12.5, 3.7 mm

0 dB = 1.000 A/m = 0.00 dBA/m