

#20_HAC_T-Coil_LTE Band 4_20M_QPSK_1RB_0offset_NB AMR 4.75Kbps_Ch20175_Battery 2_Axial (Z)

Communication System: LTE; Frequency: 1732.5 MHz; Duty Cycle: 1:1

Medium: Air Medium parameters used: $\sigma = 0$ S/m, $\epsilon_r = 1$; $\rho = 0$ kg/m³

Ambient Temperature : 23.2 °C

DASY5 Configuration

- Probe: AM1DV3 - 3130; ; Calibrated: 2015/11/10
- Sensor-Surface: 0mm (Fix Surface)
- Electronics: DAE4 Sn1399; Calibrated: 2015/11/23
- Phantom: HAC Test Arch with AMCC; Type: SD HAC P01 BA;
- Measurement SW: DASY52, Version 52.8 (7); SEMCAD X Version 14.6.10 (7164)


General Scans/z (axial) 4.2mm 50 x 50/ABM SNR(x,y,z) (13x13x1): Measurement grid:

dx=10mm, dy=10mm

ABM1/ABM2 = 36.52 dB

ABM1 comp = 3.08 dBA/m

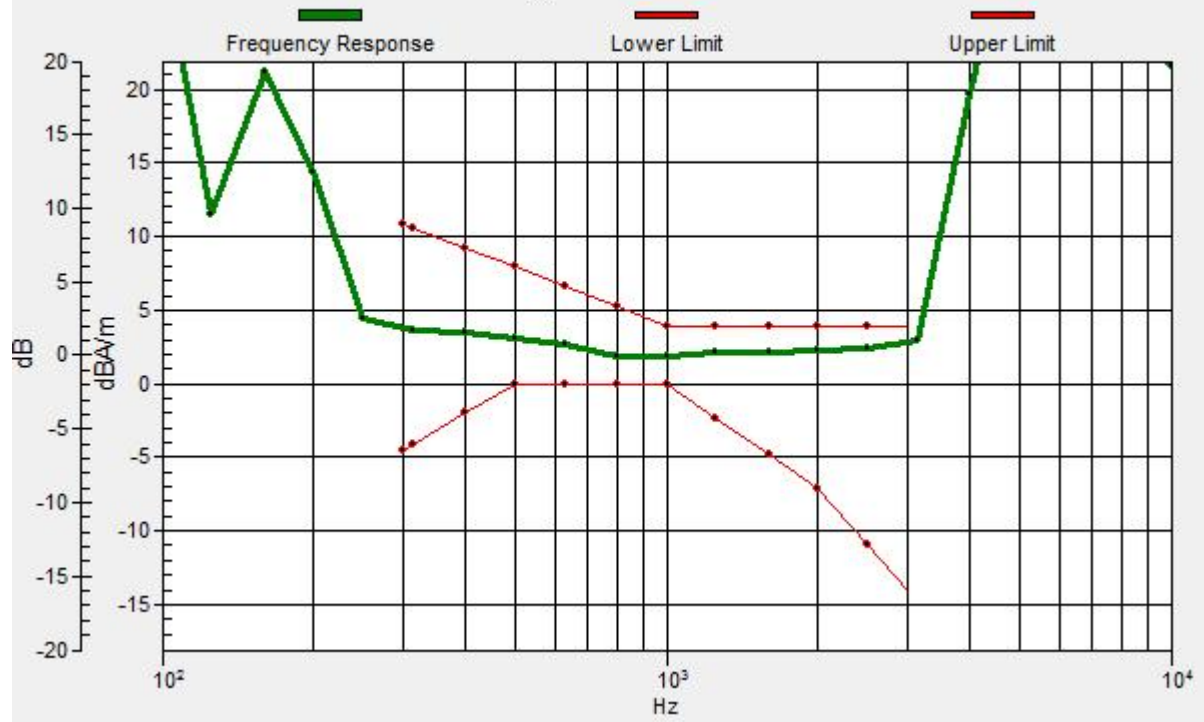
Location: 0, 0, 3.7 mm



0 dB = 1.000 A/m = 0.00 dBA/m

General Scans/z (axial) wideband at best S/N/ABM Freq Resp(x,y,z,f)

Loc: 0, 0, 3.7 mm Diff: 1.09dB



#20_HAC_T-Coil_LTE Band 4_20M_QPSK_1RB_0offset_NB AMR 4.75Kbps_Ch20175_Battery 2_Transversal (Y)

Communication System: LTE; Frequency: 1732.5 MHz; Duty Cycle: 1:1

Medium: Air Medium parameters used: $\sigma = 0$ S/m, $\epsilon_r = 1$; $\rho = 0$ kg/m³

Ambient Temperature : 23.2 °C

DASY5 Configuration

- Probe: AM1DV3 - 3130; ; Calibrated: 2015/11/10
- Sensor-Surface: 0mm (Fix Surface)
- Electronics: DAE4 Sn1399; Calibrated: 2015/11/23
- Phantom: HAC Test Arch with AMCC; Type: SD HAC P01 BA;
- Measurement SW: DASY52, Version 52.8 (7); SEMCAD X Version 14.6.10 (7164)


General Scans/y (transversal) 4.2mm 50 x 50/ABM SNR(x,y,z) (13x13x1): Measurement

grid: dx=10mm, dy=10mm

ABM1/ABM2 = 35.80 dB

ABM1 comp = -4.12 dBA/m

Location: 0, 12.5, 3.7 mm



0 dB = 1.000 A/m = 0.00 dBA/m

#21_HAC_T-Coil_LTE Band 5_10M_QPSK_1RB_0offset_NB AMR 4.75Kbps_Ch20525_Axial (Z)

Communication System: LTE ; Frequency: 836.5 MHz;Duty Cycle: 1:1

Medium: Air Medium parameters used: $\sigma = 0$ S/m, $\epsilon_r = 1$; $\rho = 0$ kg/m³

Ambient Temperature : 23.2 °C

DASY5 Configuration

- Probe: AM1DV3 - 3130; ; Calibrated: 2015/11/10
- Sensor-Surface: 0mm (Fix Surface)
- Electronics: DAE4 Sn1399; Calibrated: 2015/11/23
- Phantom: HAC Test Arch with AMCC; Type: SD HAC P01 BA;
- Measurement SW: DASY52, Version 52.8 (7); SEMCAD X Version 14.6.10 (7164)


General Scans/z (axial) 4.2mm 50 x 50/ABM SNR(x,y,z) (13x13x1): Measurement grid:

dx=10mm, dy=10mm

ABM1/ABM2 = 36.53 dB

ABM1 comp = 3.27 dBA/m

Location: 0, 4.2, 3.7 mm



0 dB = 1.000 A/m = 0.00 dBA/m

General Scans/z (axial) wideband at best S/N/ABM Freq Resp(x,y,z,f)

Loc: 0, 4.2, 3.7 mm Diff: 1.21dB



#21_HAC_T-Coil_LTE Band 5_10M_QPSK_1RB_0offset_NB AMR 4.75Kbps_Ch20525_Transversal (Y)

Communication System: LTE ; Frequency: 836.5 MHz;Duty Cycle: 1:1

Medium: Air Medium parameters used: $\sigma = 0$ S/m, $\epsilon_r = 1$; $\rho = 0$ kg/m³

Ambient Temperature : 23.2 °C

DASY5 Configuration

- Probe: AM1DV3 - 3130; ; Calibrated: 2015/11/10
- Sensor-Surface: 0mm (Fix Surface)
- Electronics: DAE4 Sn1399; Calibrated: 2015/11/23
- Phantom: HAC Test Arch with AMCC; Type: SD HAC P01 BA;
- Measurement SW: DASY52, Version 52.8 (7); SEMCAD X Version 14.6.10 (7164)


General Scans/y (transversal) 4.2mm 50 x 50/ABM SNR(x,y,z) (13x13x1): Measurement

grid: dx=10mm, dy=10mm

ABM1/ABM2 = 36.14 dB

ABM1 comp = -4.10 dBA/m

Location: 0, 12.5, 3.7 mm



0 dB = 1.000 A/m = 0.00 dBA/m

#22_HAC_T-Coil_LTE Band 5_10M_QPSK_1RB_0offset_NB AMR 4.75Kbps_Ch20525_Battery 2_Axial (Z)

Communication System: LTE; Frequency: 836.5 MHz; Duty Cycle: 1:1

Medium: Air Medium parameters used: $\sigma = 0$ S/m, $\epsilon_r = 1$; $\rho = 0$ kg/m³

Ambient Temperature : 23.2 °C

DASY5 Configuration

- Probe: AM1DV3 - 3130; ; Calibrated: 2015/11/10
- Sensor-Surface: 0mm (Fix Surface)
- Electronics: DAE4 Sn1399; Calibrated: 2015/11/23
- Phantom: HAC Test Arch with AMCC; Type: SD HAC P01 BA;
- Measurement SW: DASY52, Version 52.8 (7); SEMCAD X Version 14.6.10 (7164)


General Scans/z (axial) 4.2mm 50 x 50/ABM SNR(x,y,z) (13x13x1): Measurement grid:

dx=10mm, dy=10mm

ABM1/ABM2 = 36.16 dB

ABM1 comp = 3.19 dBA/m

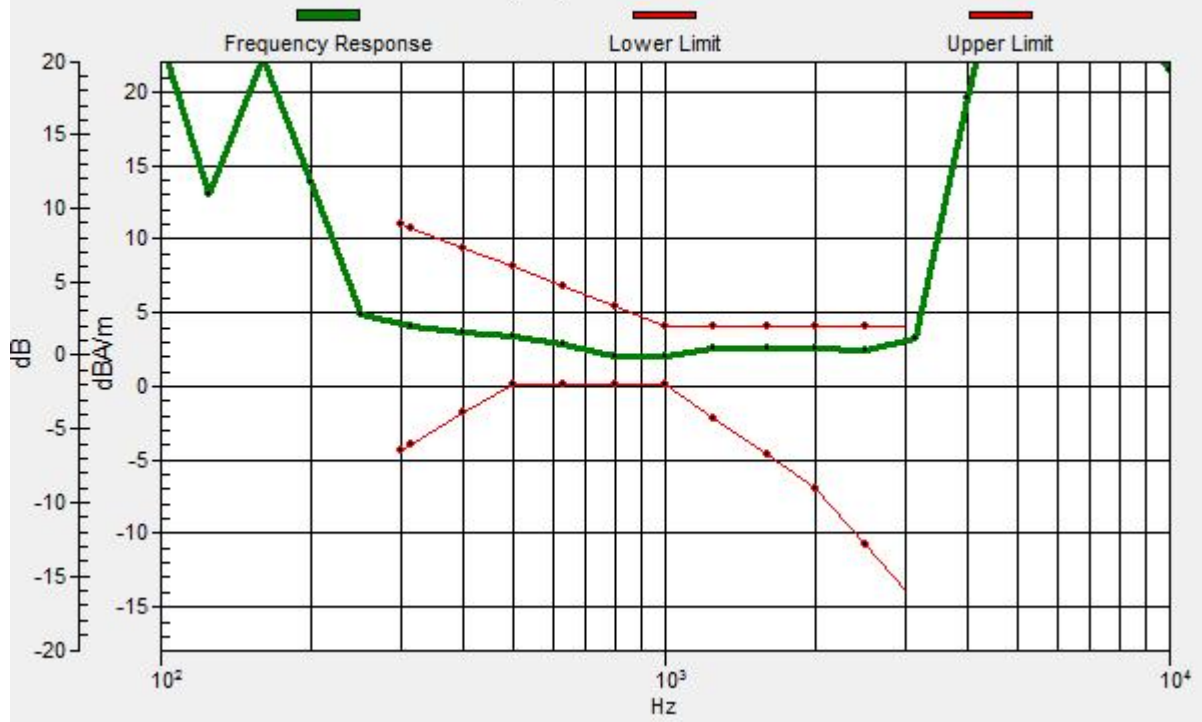
Location: 0, 4.2, 3.7 mm



0 dB = 1.000 A/m = 0.00 dBA/m

General Scans/z (axial) wideband at best S/N/ABM Freq Resp(x,y,z,f)

Loc: 0, 4.2, 3.7 mm Diff: 0.99dB



#22_HAC_T-Coil_LTE Band 5_10M_QPSK_1RB_0offset_NB AMR 4.75Kbps_Ch20525_Battery 2_Transversal (Y)

Communication System: LTE; Frequency: 836.5 MHz; Duty Cycle: 1:1

Medium: Air Medium parameters used: $\sigma = 0$ S/m, $\epsilon_r = 1$; $\rho = 0$ kg/m³

Ambient Temperature : 23.2 °C

DASY5 Configuration

- Probe: AM1DV3 - 3130; ; Calibrated: 2015/11/10
- Sensor-Surface: 0mm (Fix Surface)
- Electronics: DAE4 Sn1399; Calibrated: 2015/11/23
- Phantom: HAC Test Arch with AMCC; Type: SD HAC P01 BA;
- Measurement SW: DASY52, Version 52.8 (7); SEMCAD X Version 14.6.10 (7164)


General Scans/y (transversal) 4.2mm 50 x 50/ABM SNR(x,y,z) (13x13x1): Measurement

grid: dx=10mm, dy=10mm

ABM1/ABM2 = 35.35 dB

ABM1 comp = -4.53 dBA/m

Location: 0, -4.2, 3.7 mm



0 dB = 1.000 A/m = 0.00 dBA/m

**#23_HAC_T-Coil_LTE Band 7_20M_QPSK_1RB_0offset_NB AMR
4.75Kbps_Ch21100_Axial (Z)**

Communication System: LTE ; Frequency: 2535 MHz;Duty Cycle: 1:1

Medium: Air Medium parameters used: $\sigma = 0$ S/m, $\epsilon_r = 1$; $\rho = 0$ kg/m³

Ambient Temperature : 23.2 °C

DASY5 Configuration

- Probe: AM1DV3 - 3130; ; Calibrated: 2015/11/10
- Sensor-Surface: 0mm (Fix Surface)
- Electronics: DAE4 Sn1399; Calibrated: 2015/11/23
- Phantom: HAC Test Arch with AMCC; Type: SD HAC P01 BA;
- Measurement SW: DASY52, Version 52.8 (7); SEMCAD X Version 14.6.10 (7164)


General Scans/z (axial) 4.2mm 50 x 50/ABM SNR(x,y,z) (13x13x1): Measurement grid:

dx=10mm, dy=10mm

ABM1/ABM2 = 36.58 dB

ABM1 comp = 3.21 dBA/m

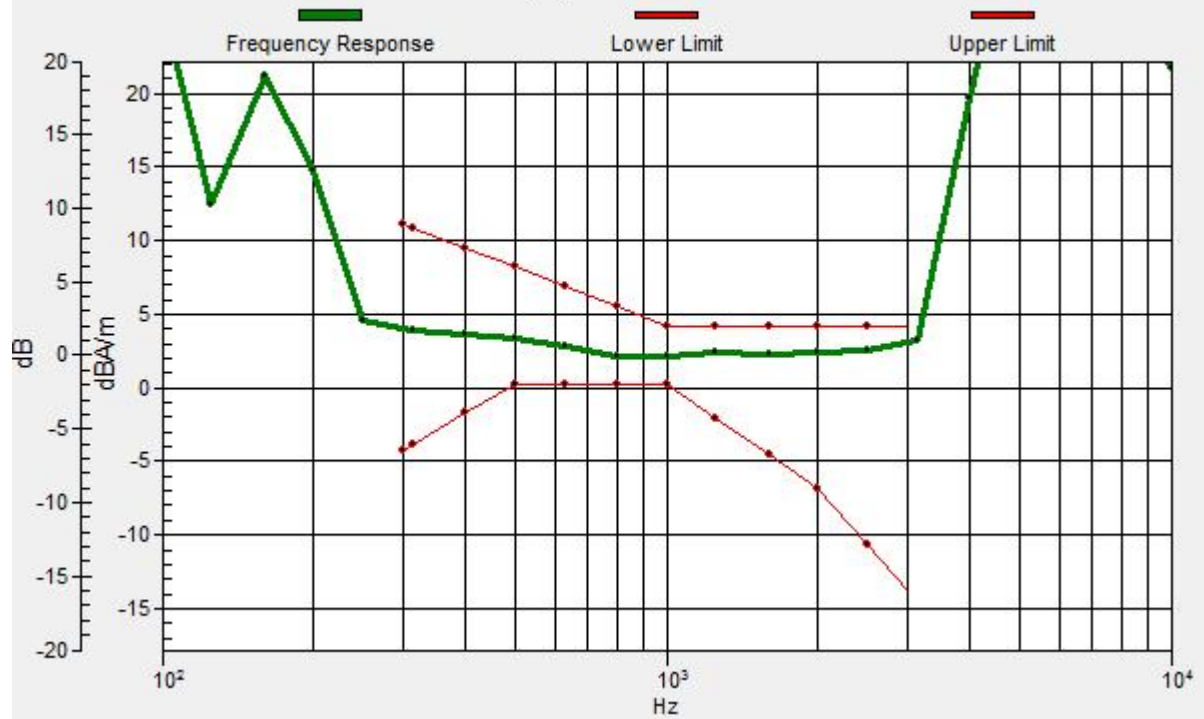
Location: 0, 4.2, 3.7 mm



0 dB = 1.000 A/m = 0.00 dBA/m

General Scans/z (axial) wideband at best S/N/ABM Freq Resp(x,y,z,f)

Loc: 0, 4.2, 3.7 mm Diff: 1.1dB



#23_HAC_T-Coil_LTE Band 7_20M_QPSK_1RB_0offset_NB AMR 4.75Kbps_Ch21100_Transversal (Y)

Communication System: LTE ; Frequency: 2535 MHz;Duty Cycle: 1:1

Medium: Air Medium parameters used: $\sigma = 0$ S/m, $\epsilon_r = 1$; $\rho = 0$ kg/m³

Ambient Temperature : 23.2 °C

DASY5 Configuration

- Probe: AM1DV3 - 3130; ; Calibrated: 2015/11/10
- Sensor-Surface: 0mm (Fix Surface)
- Electronics: DAE4 Sn1399; Calibrated: 2015/11/23
- Phantom: HAC Test Arch with AMCC; Type: SD HAC P01 BA;
- Measurement SW: DASY52, Version 52.8 (7); SEMCAD X Version 14.6.10 (7164)


General Scans/y (transversal) 4.2mm 50 x 50/ABM SNR(x,y,z) (13x13x1): Measurement

grid: dx=10mm, dy=10mm

ABM1/ABM2 = 35.84 dB

ABM1 comp = -3.90 dBA/m

Location: 0, -8.3, 3.7 mm



0 dB = 1.000 A/m = 0.00 dBA/m

#24_HAC_T-Coil_LTE Band 7_20M_QPSK_1RB_0offset_NB AMR 4.75Kbps_Ch21100_Battery 2_Axial (Z)

Communication System: LTE; Frequency: 2535 MHz; Duty Cycle: 1:1

Medium: Air Medium parameters used: $\sigma = 0$ S/m, $\epsilon_r = 1$; $\rho = 0$ kg/m³

Ambient Temperature : 23.2 °C

DASY5 Configuration

- Probe: AM1DV3 - 3130; ; Calibrated: 2015/11/10
- Sensor-Surface: 0mm (Fix Surface)
- Electronics: DAE4 Sn1399; Calibrated: 2015/11/23
- Phantom: HAC Test Arch with AMCC; Type: SD HAC P01 BA;
- Measurement SW: DASY52, Version 52.8 (7); SEMCAD X Version 14.6.10 (7164)


General Scans/z (axial) 4.2mm 50 x 50/ABM SNR(x,y,z) (13x13x1): Measurement grid:

dx=10mm, dy=10mm

ABM1/ABM2 = 34.71 dB

ABM1 comp = 3.58 dBA/m

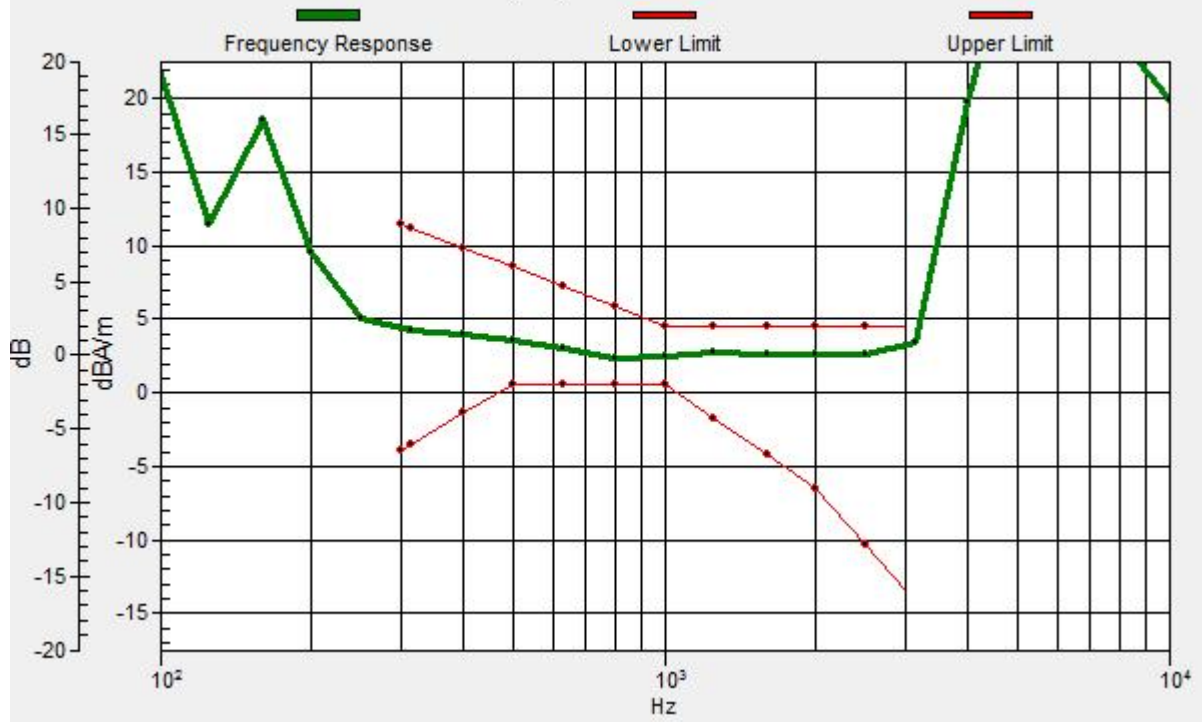
Location: 0, 4.2, 3.7 mm



0 dB = 1.000 A/m = 0.00 dBA/m

General Scans/z (axial) wideband at best S/N/ABM Freq Resp(x,y,z,f)

Loc: 0, 4.2, 3.7 mm Diff: 1.27dB



#24_HAC_T-Coil_LTE Band 7_20M_QPSK_1RB_0offset_NB AMR 4.75Kbps_Ch21100_Battery 2_Transversal (Y)

Communication System: LTE; Frequency: 2535 MHz; Duty Cycle: 1:1

Medium: Air Medium parameters used: $\sigma = 0$ S/m, $\epsilon_r = 1$; $\rho = 0$ kg/m³

Ambient Temperature : 23.2 °C

DASY5 Configuration

- Probe: AM1DV3 - 3130; ; Calibrated: 2015/11/10
- Sensor-Surface: 0mm (Fix Surface)
- Electronics: DAE4 Sn1399; Calibrated: 2015/11/23
- Phantom: HAC Test Arch with AMCC; Type: SD HAC P01 BA;
- Measurement SW: DASY52, Version 52.8 (7); SEMCAD X Version 14.6.10 (7164)


General Scans/y (transversal) 4.2mm 50 x 50/ABM SNR(x,y,z) (13x13x1): Measurement

grid: dx=10mm, dy=10mm

ABM1/ABM2 = 33.83 dB

ABM1 comp = -3.89 dBA/m

Location: 0, 12.5, 3.7 mm



0 dB = 1.000 A/m = 0.00 dBA/m

#25_HAC_T-Coil_LTE Band 12_10M_QPSK_1RB_0offset_NB AMR 4.75Kbps_Ch23095_Axial (Z)

Communication System: LTE; Frequency: 707.5 MHz; Duty Cycle: 1:1

Medium: Air Medium parameters used: $\sigma = 0$ S/m, $\epsilon_r = 1$; $\rho = 0$ kg/m³

Ambient Temperature : 23.2 °C

DASY5 Configuration

- Probe: AM1DV3 - 3130; ; Calibrated: 2015/11/10
- Sensor-Surface: 0mm (Fix Surface)
- Electronics: DAE4 Sn1399; Calibrated: 2015/11/23
- Phantom: HAC Test Arch with AMCC; Type: SD HAC P01 BA;
- Measurement SW: DASY52, Version 52.8 (7); SEMCAD X Version 14.6.10 (7164)


General Scans/z (axial) 4.2mm 50 x 50/ABM SNR(x,y,z) (13x13x1): Measurement grid:

dx=10mm, dy=10mm

ABM1/ABM2 = 36.15 dB

ABM1 comp = 3.21 dBA/m

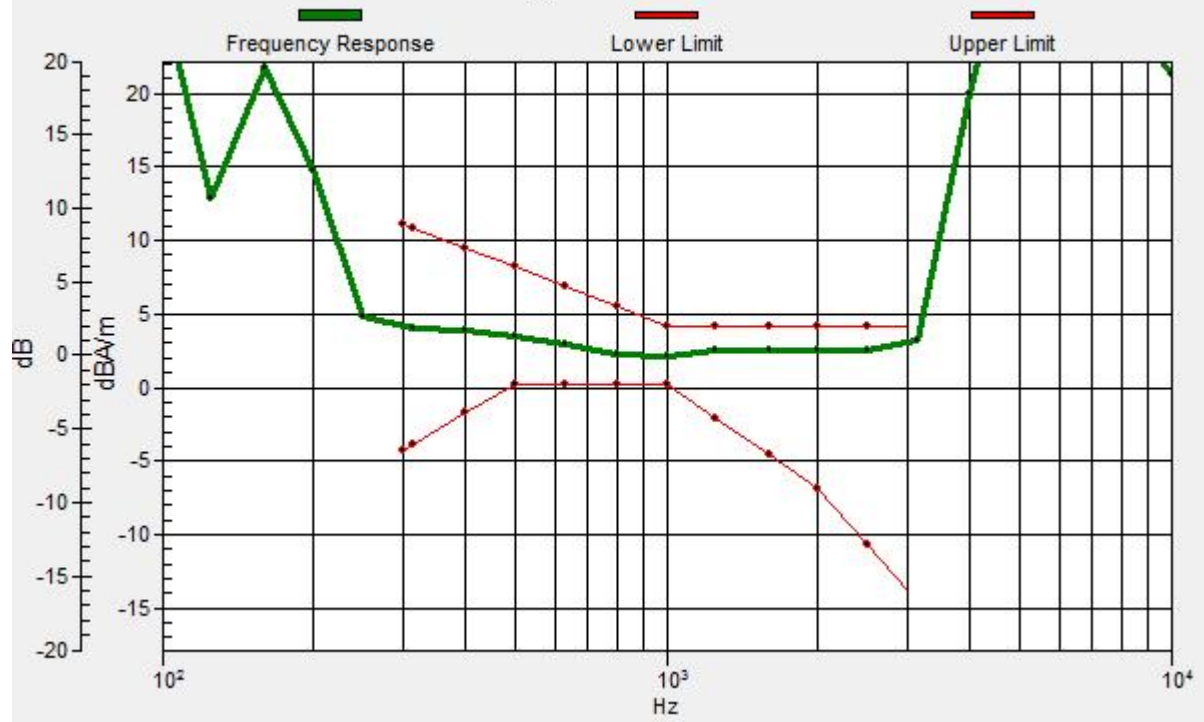
Location: 0, 0, 3.7 mm



0 dB = 1.000 A/m = 0.00 dBA/m

General Scans/z (axial) wideband at best S/N/ABM Freq Resp(x,y,z,f)

Loc: 0, 0, 3.7 mm Diff: 1.09dB




#25_HAC_T-Coil_LTE Band 12_10M_QPSK_1RB_0offset_NB AMR 4.75Kbps_Ch23095_Transversal (Y)

Communication System: LTE; Frequency: 707.5 MHz; Duty Cycle: 1:1
Medium: Air Medium parameters used: $\sigma = 0$ S/m, $\epsilon_r = 1$; $\rho = 0$ kg/m³
Ambient Temperature : 23.2 °C

DASY5 Configuration

- Probe: AM1DV3 - 3130; ; Calibrated: 2015/11/10
- Sensor-Surface: 0mm (Fix Surface)
- Electronics: DAE4 Sn1399; Calibrated: 2015/11/23
- Phantom: HAC Test Arch with AMCC; Type: SD HAC P01 BA;
- Measurement SW: DASY52, Version 52.8 (7); SEMCAD X Version 14.6.10 (7164)

General Scans/y (transversal) 4.2mm 50 x 50/ABM SNR(x,y,z) (13x13x1): Measurement grid: dx=10mm, dy=10mm
ABM1/ABM2 = 35.74 dB
ABM1 comp = -4.47 dBA/m
Location: 0, -4.2, 3.7 mm



0 dB = 1.000 A/m = 0.00 dBA/m

#26_HAC_T-Coil_LTE Band 12_10M_QPSK_1RB_0offset_NB AMR 4.75Kbps_Ch23095_Battery 2_Axial (Z)

Communication System: LTE; Frequency: 707.5 MHz; Duty Cycle: 1:1

Medium: Air Medium parameters used: $\sigma = 0$ S/m, $\epsilon_r = 1$; $\rho = 0$ kg/m³

Ambient Temperature : 23.2 °C

DASY5 Configuration

- Probe: AM1DV3 - 3130; ; Calibrated: 2015/11/10
- Sensor-Surface: 0mm (Fix Surface)
- Electronics: DAE4 Sn1399; Calibrated: 2015/11/23
- Phantom: HAC Test Arch with AMCC; Type: SD HAC P01 BA;
- Measurement SW: DASY52, Version 52.8 (7); SEMCAD X Version 14.6.10 (7164)


General Scans/z (axial) 4.2mm 50 x 50/ABM SNR(x,y,z) (13x13x1): Measurement grid:

dx=10mm, dy=10mm

ABM1/ABM2 = 36.32 dB

ABM1 comp = -1.90 dBA/m

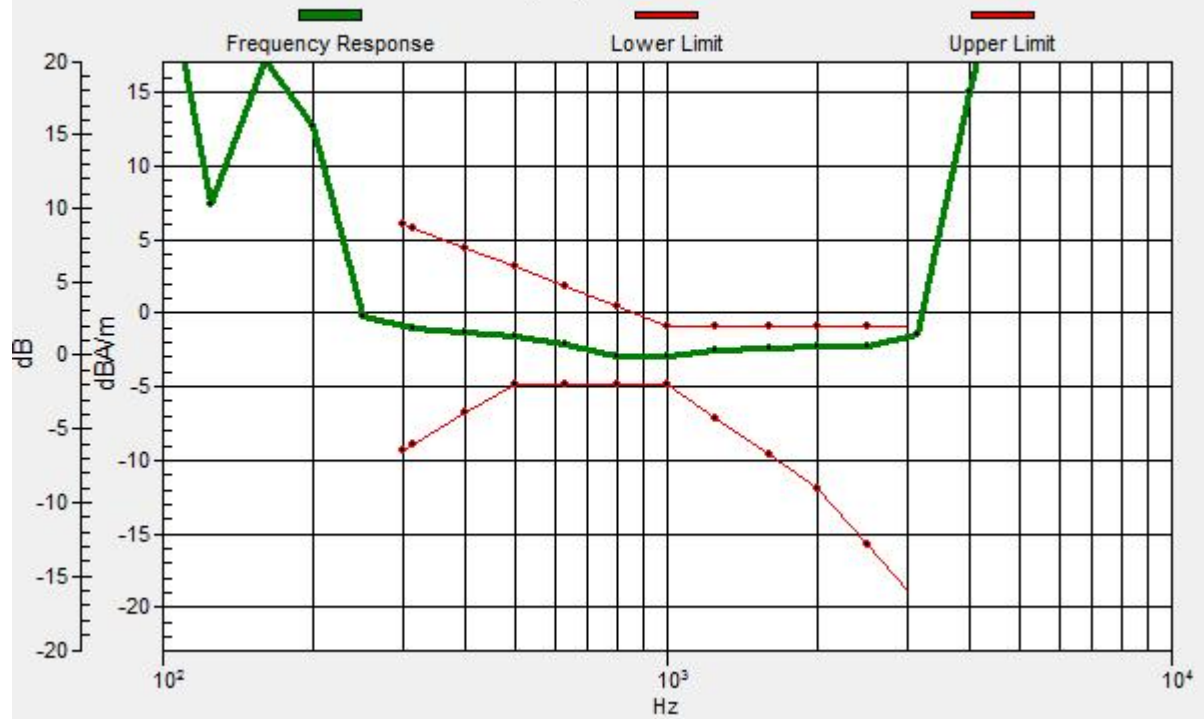
Location: -4.2, 4.2, 3.7 mm



0 dB = 1.000 A/m = 0.00 dBA/m

General Scans/z (axial) wideband at best S/N/ABM Freq Resp(x,y,z,f)

Loc: -4.2, 4.2, 3.7 mm Diff: 0.82dB



#26_HAC_T-Coil_LTE Band 12_10M_QPSK_1RB_0offset_NB AMR 4.75Kbps_Ch23095_Battery 2_Transversal (Y)

Communication System: LTE; Frequency: 707.5 MHz; Duty Cycle: 1:1

Medium: Air Medium parameters used: $\sigma = 0$ S/m, $\epsilon_r = 1$; $\rho = 0$ kg/m³

Ambient Temperature : 23.2 °C

DASY5 Configuration

- Probe: AM1DV3 - 3130; ; Calibrated: 2015/11/10
- Sensor-Surface: 0mm (Fix Surface)
- Electronics: DAE4 Sn1399; Calibrated: 2015/11/23
- Phantom: HAC Test Arch with AMCC; Type: SD HAC P01 BA;
- Measurement SW: DASY52, Version 52.8 (7); SEMCAD X Version 14.6.10 (7164)


General Scans/y (transversal) 4.2mm 50 x 50/ABM SNR(x,y,z) (13x13x1): Measurement

grid: dx=10mm, dy=10mm

ABM1/ABM2 = 35.45 dB

ABM1 comp = -4.51 dBA/m

Location: 0, -4.2, 3.7 mm



0 dB = 1.000 A/m = 0.00 dBA/m

#27_HAC_T-Coil_LTE Band 13_10M_QPSK_1RB_0offset_NB AMR 4.75Kbps_Ch23230_Axial (Z)

Communication System: LTE; Frequency: 782 MHz; Duty Cycle: 1:1
Medium: Air Medium parameters used: $\sigma = 0$ S/m, $\epsilon_r = 1$; $\rho = 0$ kg/m³
Ambient Temperature : 23.2 °C

DASY5 Configuration

- Probe: AM1DV3 - 3130; ; Calibrated: 2015/11/10
- Sensor-Surface: 0mm (Fix Surface)
- Electronics: DAE4 Sn1399; Calibrated: 2015/11/23
- Phantom: HAC Test Arch with AMCC; Type: SD HAC P01 BA;
- Measurement SW: DASY52, Version 52.8 (7); SEMCAD X Version 14.6.10 (7164)


General Scans/z (axial) 4.2mm 50 x 50/ABM SNR(x,y,z) (13x13x1): Measurement grid:

dx=10mm, dy=10mm

ABM1/ABM2 = 36.40 dB

ABM1 comp = 3.61 dBA/m

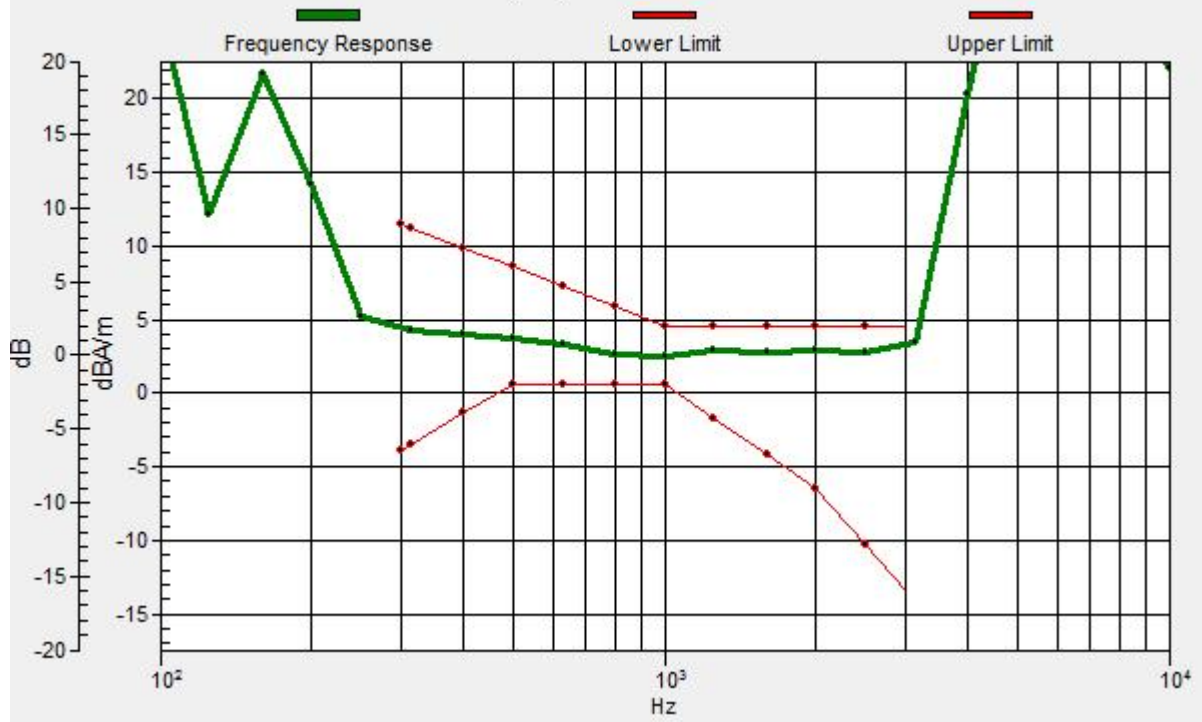
Location: 0, 4.2, 3.7 mm



0 dB = 1.000 A/m = 0.00 dBA/m

General Scans/z (axial) wideband at best S/N/ABM Freq Resp(x,y,z,f)

Loc: 0, 4.2, 3.7 mm Diff: 1.24dB




#27_HAC_T-Coil_LTE Band 13_10M_QPSK_1RB_0offset_NB AMR 4.75Kbps_Ch23230_Transversal (Y)

Communication System: LTE; Frequency: 782 MHz; Duty Cycle: 1:1
Medium: Air Medium parameters used: $\sigma = 0$ S/m, $\epsilon_r = 1$; $\rho = 0$ kg/m³
Ambient Temperature : 23.2 °C

DASY5 Configuration

- Probe: AM1DV3 - 3130; ; Calibrated: 2015/11/10
- Sensor-Surface: 0mm (Fix Surface)
- Electronics: DAE4 Sn1399; Calibrated: 2015/11/23
- Phantom: HAC Test Arch with AMCC; Type: SD HAC P01 BA;
- Measurement SW: DASY52, Version 52.8 (7); SEMCAD X Version 14.6.10 (7164)

General Scans/y (transversal) 4.2mm 50 x 50/ABM SNR(x,y,z) (13x13x1): Measurement grid: dx=10mm, dy=10mm
ABM1/ABM2 = 35.91 dB
ABM1 comp = -5.47 dBA/m
Location: 0, 16.7, 3.7 mm



0 dB = 1.000 A/m = 0.00 dBA/m

#28_HAC_T-Coil_LTE Band 13_10M_QPSK_1RB_0offset_NB AMR 4.75Kbps_Ch23230_Battery 2_Axial (Z)

Communication System: LTE; Frequency: 782 MHz; Duty Cycle: 1:1
Medium: Air Medium parameters used: $\sigma = 0$ S/m, $\epsilon_r = 1$; $\rho = 0$ kg/m³
Ambient Temperature : 23.2 °C

DASY5 Configuration

- Probe: AM1DV3 - 3130; ; Calibrated: 2015/11/10
- Sensor-Surface: 0mm (Fix Surface)
- Electronics: DAE4 Sn1399; Calibrated: 2015/11/23
- Phantom: HAC Test Arch with AMCC; Type: SD HAC P01 BA;
- Measurement SW: DASY52, Version 52.8 (7); SEMCAD X Version 14.6.10 (7164)


General Scans/z (axial) 4.2mm 50 x 50/ABM SNR(x,y,z) (13x13x1): Measurement grid:

dx=10mm, dy=10mm

ABM1/ABM2 = 36.88 dB

ABM1 comp = 3.45 dBA/m

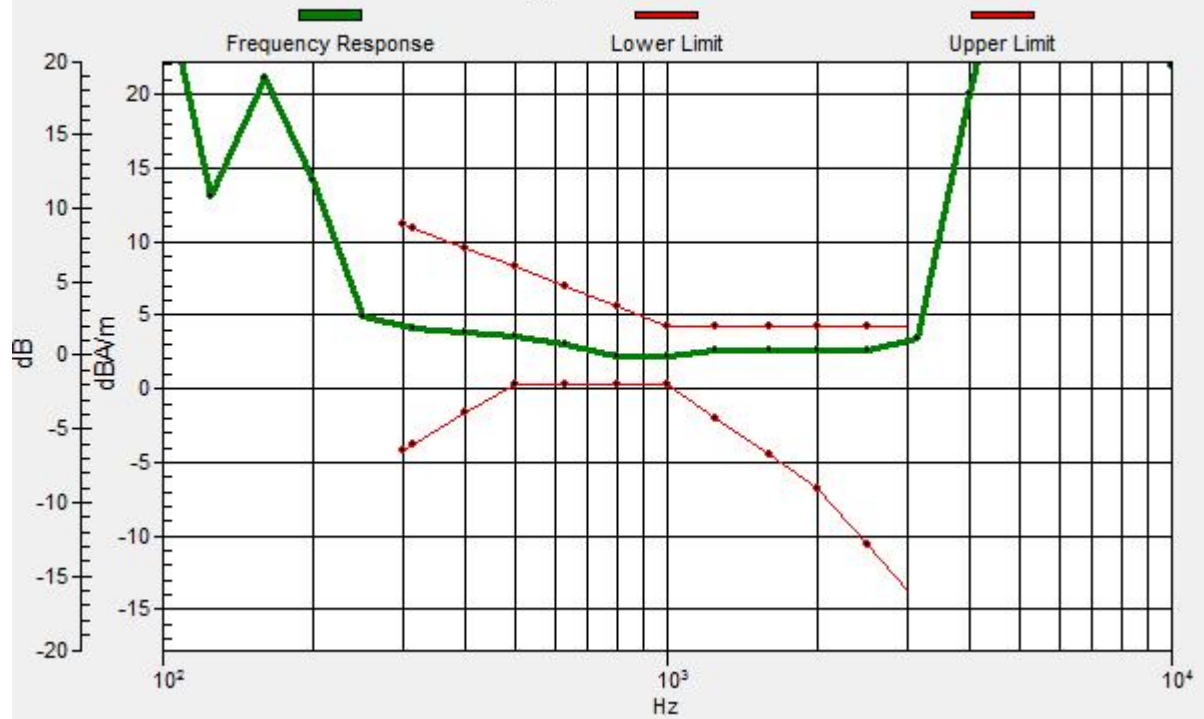
Location: 0, 0, 3.7 mm



0 dB = 1.000 A/m = 0.00 dBA/m

General Scans/z (axial) wideband at best S/N/ABM Freq Resp(x,y,z,f)

Loc: 0, 0, 3.7 mm Diff: 1.04dB




#28_HAC_T-Coil_LTE Band 13_10M_QPSK_1RB_0offset_NB AMR 4.75Kbps_Ch23230_Battery 2_Transversal (Y)

Communication System: LTE; Frequency: 782 MHz; Duty Cycle: 1:1
Medium: Air Medium parameters used: $\sigma = 0$ S/m, $\epsilon_r = 1$; $\rho = 0$ kg/m³
Ambient Temperature : 23.2 °C

DASY5 Configuration

- Probe: AM1DV3 - 3130; ; Calibrated: 2015/11/10
- Sensor-Surface: 0mm (Fix Surface)
- Electronics: DAE4 Sn1399; Calibrated: 2015/11/23
- Phantom: HAC Test Arch with AMCC; Type: SD HAC P01 BA;
- Measurement SW: DASY52, Version 52.8 (7); SEMCAD X Version 14.6.10 (7164)

General Scans/y (transversal) 4.2mm 50 x 50/ABM SNR(x,y,z) (13x13x1): Measurement grid: dx=10mm, dy=10mm
ABM1/ABM2 = 36.20 dB
ABM1 comp = -4.04 dBA/m
Location: 0, 12.5, 3.7 mm



0 dB = 1.000 A/m = 0.00 dBA/m


#29_HAC_T-Coil_LTE Band 17_10M_QPSK_1RB_0offset_NB AMR 4.75Kbps_Ch23790_Axial (Z)

Communication System: LTE; Frequency: 710 MHz; Duty Cycle: 1:1
Medium: Air Medium parameters used: $\sigma = 0$ S/m, $\epsilon_r = 1$; $\rho = 0$ kg/m³
Ambient Temperature : 23.2 °C

DASY5 Configuration

- Probe: AM1DV3 - 3130; ; Calibrated: 2015/11/10
- Sensor-Surface: 0mm (Fix Surface)
- Electronics: DAE4 Sn1399; Calibrated: 2015/11/23
- Phantom: HAC Test Arch with AMCC; Type: SD HAC P01 BA;
- Measurement SW: DASY52, Version 52.8 (7); SEMCAD X Version 14.6.10 (7164)

General Scans/z (axial) 4.2mm 50 x 50/ABM SNR(x,y,z) (13x13x1): Measurement grid:
dx=10mm, dy=10mm
ABM1/ABM2 = 36.08 dB
ABM1 comp = 3.44 dBA/m
Location: 0, 4.2, 3.7 mm



0 dB = 1.000 A/m = 0.00 dBA/m

General Scans/z (axial) wideband at best S/N/ABM Freq Resp(x,y,z,f)

Loc: 0, 4.2, 3.7 mm Diff: 1.12dB




#29_HAC_T-Coil_LTE Band 17_10M_QPSK_1RB_0offset_NB AMR 4.75Kbps_Ch23790_Transversal (Y)

Communication System: LTE; Frequency: 710 MHz; Duty Cycle: 1:1
Medium: Air Medium parameters used: $\sigma = 0$ S/m, $\epsilon_r = 1$; $\rho = 0$ kg/m³
Ambient Temperature : 23.2 °C

DASY5 Configuration

- Probe: AM1DV3 - 3130; ; Calibrated: 2015/11/10
- Sensor-Surface: 0mm (Fix Surface)
- Electronics: DAE4 Sn1399; Calibrated: 2015/11/23
- Phantom: HAC Test Arch with AMCC; Type: SD HAC P01 BA;
- Measurement SW: DASY52, Version 52.8 (7); SEMCAD X Version 14.6.10 (7164)

General Scans/y (transversal) 4.2mm 50 x 50/ABM SNR(x,y,z) (13x13x1): Measurement grid: dx=10mm, dy=10mm
ABM1/ABM2 = 36.06 dB
ABM1 comp = -4.10 dBA/m
Location: 0, -8.3, 3.7 mm



0 dB = 1.000 A/m = 0.00 dBA/m


#30_HAC_T-Coil_LTE Band 17_10M_QPSK_1RB_0offset_NB AMR 4.75Kbps_Ch23790_Battery 2_Axial (Z)

Communication System: LTE; Frequency: 710 MHz; Duty Cycle: 1:1
Medium: Air Medium parameters used: $\sigma = 0$ S/m, $\epsilon_r = 1$; $\rho = 0$ kg/m³
Ambient Temperature : 23.2 °C

DASY5 Configuration

- Probe: AM1DV3 - 3130; ; Calibrated: 2015/11/10
- Sensor-Surface: 0mm (Fix Surface)
- Electronics: DAE4 Sn1399; Calibrated: 2015/11/23
- Phantom: HAC Test Arch with AMCC; Type: SD HAC P01 BA;
- Measurement SW: DASY52, Version 52.8 (7); SEMCAD X Version 14.6.10 (7164)

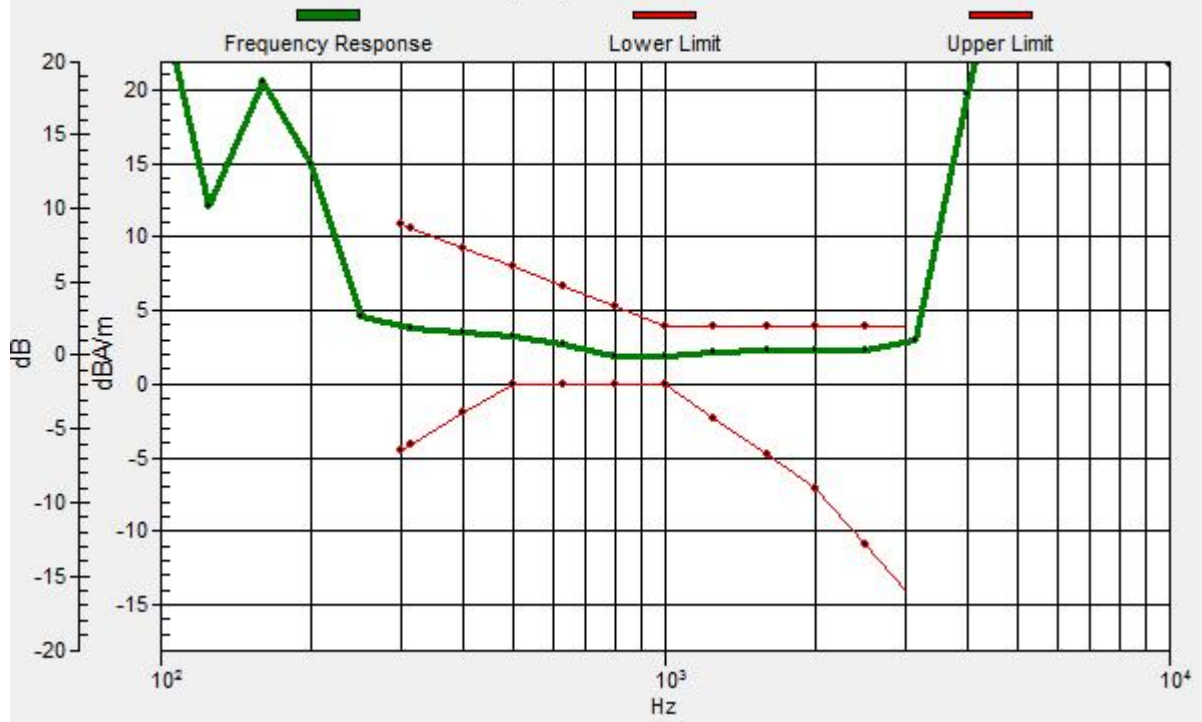
General Scans/z (axial) 4.2mm 50 x 50/ABM SNR(x,y,z) (13x13x1): Measurement grid:
dx=10mm, dy=10mm
ABM1/ABM2 = 36.83 dB
ABM1 comp = 3.02 dBA/m
Location: 0, 4.2, 3.7 mm



0 dB = 1.000 A/m = 0.00 dBA/m

General Scans/z (axial) wideband at best S/N/ABM Freq Resp(x,y,z,f)

Loc: 0, 4.2, 3.7 mm Diff: 1.07dB



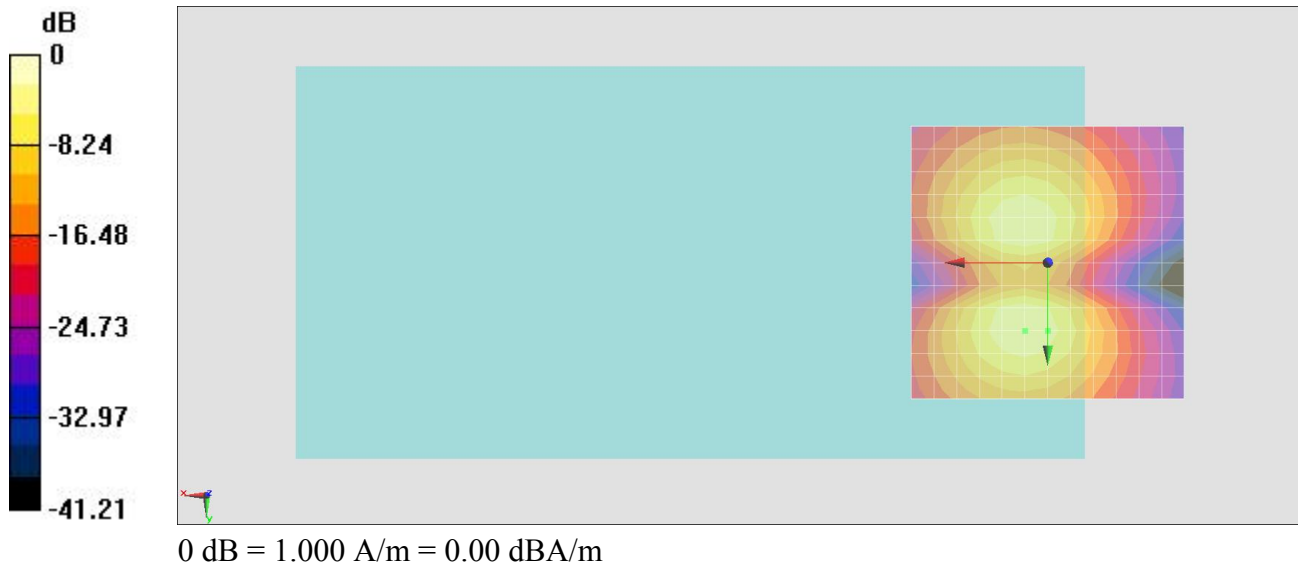
#30_HAC_T-Coil_LTE Band 17_10M_QPSK_1RB_0offset_NB AMR 4.75Kbps_Ch23790_Battery 2_Transversal (Y)

Communication System: LTE; Frequency: 710 MHz; Duty Cycle: 1:1
Medium: Air Medium parameters used: $\sigma = 0$ S/m, $\epsilon_r = 1$; $\rho = 0$ kg/m³
Ambient Temperature : 23.2 °C

DASY5 Configuration

- Probe: AM1DV3 - 3130; ; Calibrated: 2015/11/10
- Sensor-Surface: 0mm (Fix Surface)
- Electronics: DAE4 Sn1399; Calibrated: 2015/11/23
- Phantom: HAC Test Arch with AMCC; Type: SD HAC P01 BA;
- Measurement SW: DASY52, Version 52.8 (7); SEMCAD X Version 14.6.10 (7164)

General Scans/y (transversal) 4.2mm 50 x 50/ABM SNR(x,y,z) (13x13x1): Measurement grid: dx=10mm, dy=10mm
ABM1/ABM2 = 36.17 dB
ABM1 comp = -4.05 dBA/m
Location: 0, 12.5, 3.7 mm



#31_HAC_T-Coil_LTE Band 25_20M_QPSK_1RB_0offset_NB AMR 4.75Kbps_Ch26340_Axial (Z)

Communication System: LTE; Frequency: 1880 MHz; Duty Cycle: 1:1

Medium: Air Medium parameters used: $\sigma = 0$ S/m, $\epsilon_r = 1$; $\rho = 0$ kg/m³

Ambient Temperature : 23.2 °C

DASY5 Configuration

- Probe: AM1DV3 - 3130; ; Calibrated: 2015/11/10
- Sensor-Surface: 0mm (Fix Surface)
- Electronics: DAE4 Sn1399; Calibrated: 2015/11/23
- Phantom: HAC Test Arch with AMCC; Type: SD HAC P01 BA;
- Measurement SW: DASY52, Version 52.8 (7); SEMCAD X Version 14.6.10 (7164)


General Scans/z (axial) 4.2mm 50 x 50/ABM SNR(x,y,z) (13x13x1): Measurement grid:

dx=10mm, dy=10mm

ABM1/ABM2 = 36.23 dB

ABM1 comp = 3.84 dBA/m

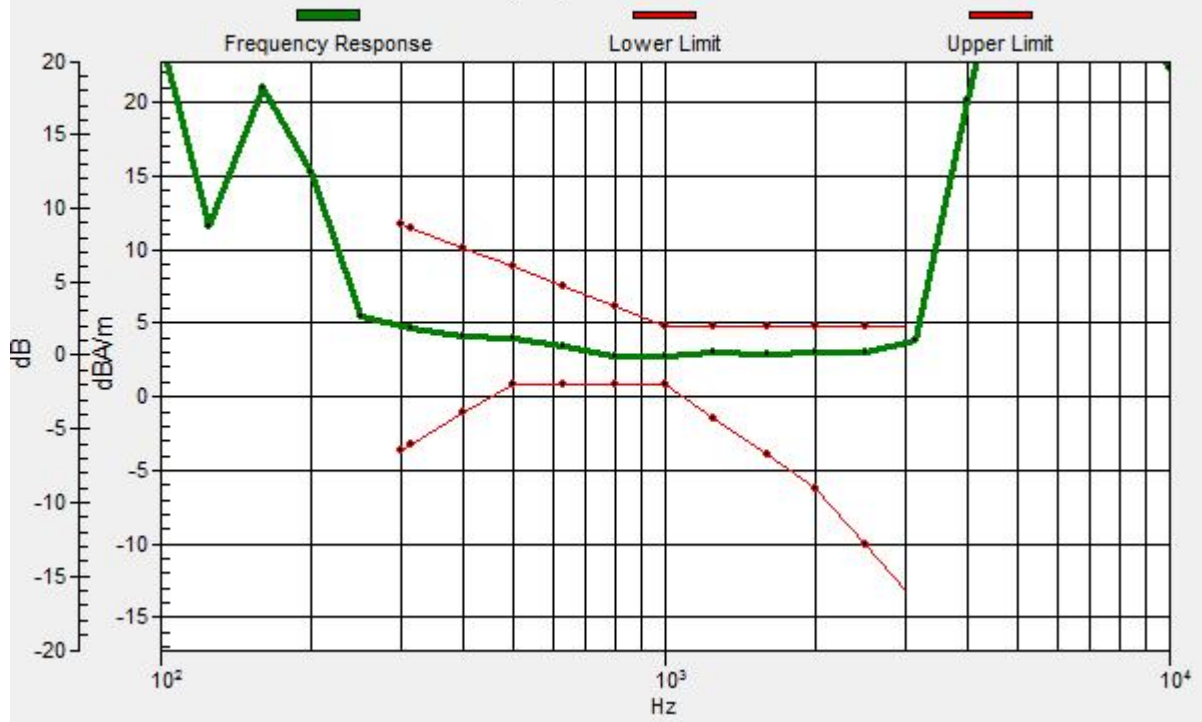
Location: 0, 4.2, 3.7 mm



0 dB = 1.000 A/m = 0.00 dBA/m

General Scans/z (axial) wideband at best S/N/ABM Freq Resp(x,y,z,f)

Loc: 0, 4.2, 3.7 mm Diff: 1.19dB




#31_HAC_T-Coil_LTE Band 25_20M_QPSK_1RB_0offset_NB AMR 4.75Kbps_Ch26340_Transversal (Y)

Communication System: LTE; Frequency: 1880 MHz; Duty Cycle: 1:1
Medium: Air Medium parameters used: $\sigma = 0$ S/m, $\epsilon_r = 1$; $\rho = 0$ kg/m³
Ambient Temperature : 23.2 °C

DASY5 Configuration

- Probe: AM1DV3 - 3130; ; Calibrated: 2015/11/10
- Sensor-Surface: 0mm (Fix Surface)
- Electronics: DAE4 Sn1399; Calibrated: 2015/11/23
- Phantom: HAC Test Arch with AMCC; Type: SD HAC P01 BA;
- Measurement SW: DASY52, Version 52.8 (7); SEMCAD X Version 14.6.10 (7164)

General Scans/y (transversal) 4.2mm 50 x 50/ABM SNR(x,y,z) (13x13x1): Measurement grid: dx=10mm, dy=10mm
ABM1/ABM2 = 35.48 dB
ABM1 comp = -3.91 dBA/m
Location: 0, -4.2, 3.7 mm



0 dB = 1.000 A/m = 0.00 dBA/m

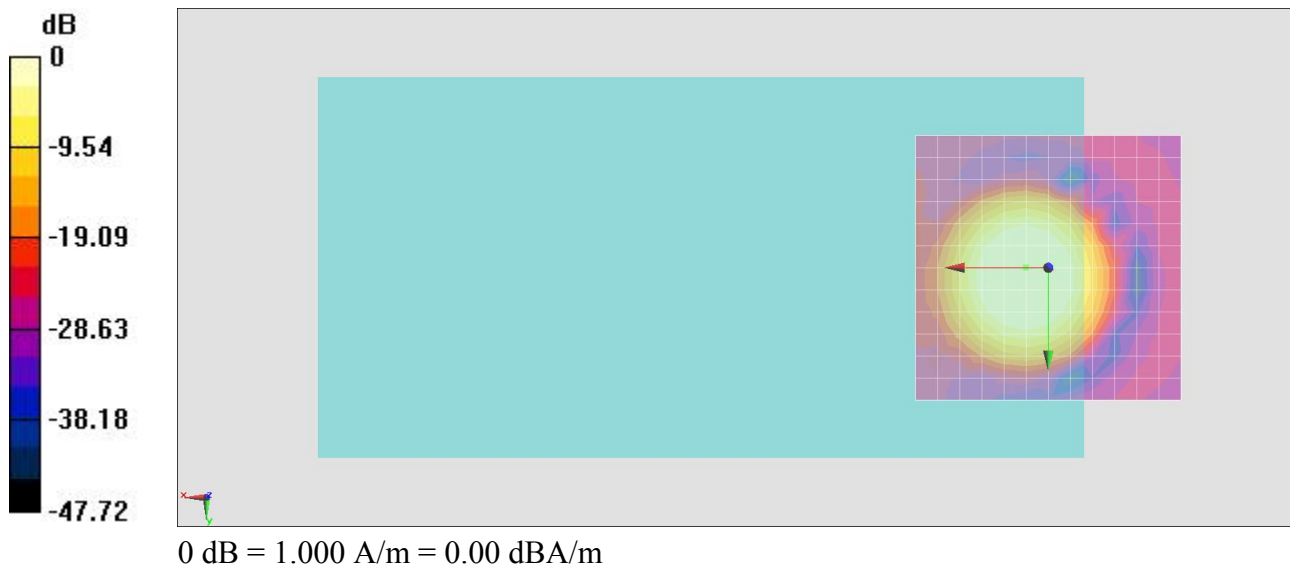
#32_HAC_T-Coil_LTE Band 25_20M_QPSK_1RB_0offset_NB AMR 4.75Kbps_Ch26340_Battery 2_Axial (Z)

Communication System: LTE; Frequency: 1880 MHz; Duty Cycle: 1:1
Medium: Air Medium parameters used: $\sigma = 0$ S/m, $\epsilon_r = 1$; $\rho = 0$ kg/m³
Ambient Temperature : 23.2 °C

DASY5 Configuration

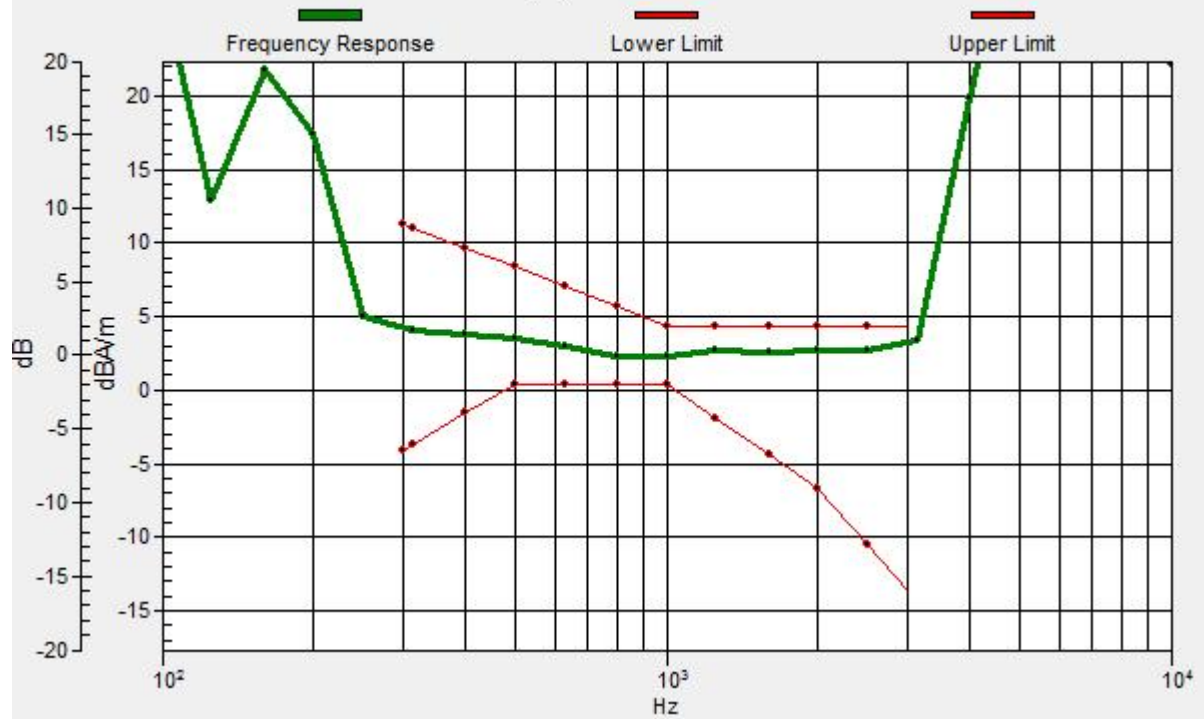
- Probe: AM1DV3 - 3130; ; Calibrated: 2015/11/10
- Sensor-Surface: 0mm (Fix Surface)
- Electronics: DAE4 Sn1399; Calibrated: 2015/11/23
- Phantom: HAC Test Arch with AMCC; Type: SD HAC P01 BA;
- Measurement SW: DASY52, Version 52.8 (7); SEMCAD X Version 14.6.10 (7164)

General Scans/z (axial) 4.2mm 50 x 50/ABM SNR(x,y,z) (13x13x1): Measurement grid:
dx=10mm, dy=10mm
ABM1/ABM2 = 36.90 dB
ABM1 comp = 3.39 dBA/m
Location: 0, 0, 3.7 mm



General Scans/z (axial) wideband at best S/N/ABM Freq Resp(x,y,z,f)

Loc: 0, 0, 3.7 mm Diff: 1.2dB




#32_HAC_T-Coil_LTE Band 25_20M_QPSK_1RB_0offset_NB AMR 4.75Kbps_Ch26340_Battery 2_Transversal (Y)

Communication System: LTE; Frequency: 1880 MHz; Duty Cycle: 1:1
Medium: Air Medium parameters used: $\sigma = 0$ S/m, $\epsilon_r = 1$; $\rho = 0$ kg/m³
Ambient Temperature : 23.2 °C

DASY5 Configuration

- Probe: AM1DV3 - 3130; ; Calibrated: 2015/11/10
- Sensor-Surface: 0mm (Fix Surface)
- Electronics: DAE4 Sn1399; Calibrated: 2015/11/23
- Phantom: HAC Test Arch with AMCC; Type: SD HAC P01 BA;
- Measurement SW: DASY52, Version 52.8 (7); SEMCAD X Version 14.6.10 (7164)

General Scans/y (transversal) 4.2mm 50 x 50/ABM SNR(x,y,z) (13x13x1): Measurement grid: dx=10mm, dy=10mm
ABM1/ABM2 = 35.85 dB
ABM1 comp = -4.08 dBA/m
Location: 0, 12.5, 3.7 mm



0 dB = 1.000 A/m = 0.00 dBA/m

#33_HAC_T-Coil_LTE Band 26_15M_QPSK_1RB_0offset_NB AMR 4.75Kbps_Ch26865_Axial (Z)

Communication System: LTE; Frequency: 831.5 MHz; Duty Cycle: 1:1

Medium: Air Medium parameters used: $\sigma = 0$ S/m, $\epsilon_r = 1$; $\rho = 0$ kg/m³

Ambient Temperature : 23.2 °C

DASY5 Configuration

- Probe: AM1DV3 - 3130; ; Calibrated: 2015/11/10
- Sensor-Surface: 0mm (Fix Surface)
- Electronics: DAE4 Sn1399; Calibrated: 2015/11/23
- Phantom: HAC Test Arch with AMCC; Type: SD HAC P01 BA;
- Measurement SW: DASY52, Version 52.8 (7); SEMCAD X Version 14.6.10 (7164)


General Scans/z (axial) 4.2mm 50 x 50/ABM SNR(x,y,z) (13x13x1): Measurement grid:

dx=10mm, dy=10mm

ABM1/ABM2 = 36.36 dB

ABM1 comp = 3.82 dBA/m

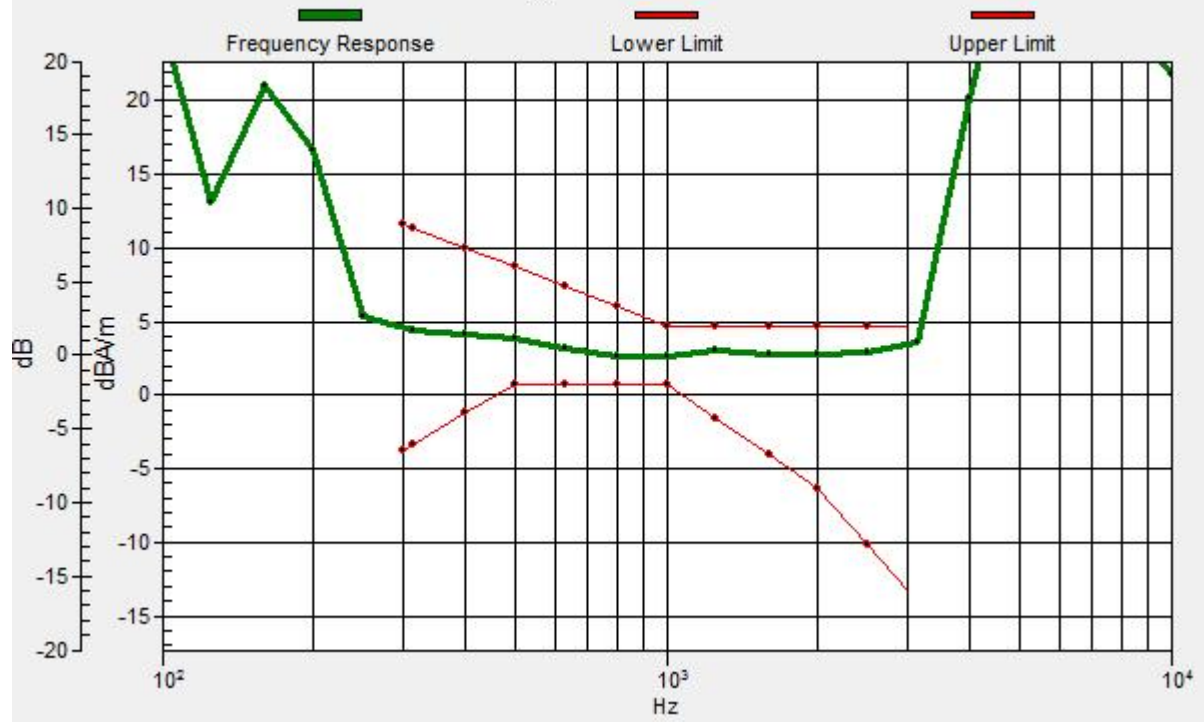
Location: 0, 0, 3.7 mm



0 dB = 1.000 A/m = 0.00 dBA/m

General Scans/z (axial) wideband at best S/N/ABM Freq Resp(x,y,z,f)

Loc: 0, 0, 3.7 mm Diff: 1.24dB



#33_HAC_T-Coil_LTE Band 26_15M_QPSK_1RB_0offset_NB AMR 4.75Kbps_Ch26865_Transversal (Y)

Communication System: LTE; Frequency: 831.5 MHz; Duty Cycle: 1:1

Medium: Air Medium parameters used: $\sigma = 0$ S/m, $\epsilon_r = 1$; $\rho = 0$ kg/m³

Ambient Temperature : 23.2 °C

DASY5 Configuration

- Probe: AM1DV3 - 3130; ; Calibrated: 2015/11/10
- Sensor-Surface: 0mm (Fix Surface)
- Electronics: DAE4 Sn1399; Calibrated: 2015/11/23
- Phantom: HAC Test Arch with AMCC; Type: SD HAC P01 BA;
- Measurement SW: DASY52, Version 52.8 (7); SEMCAD X Version 14.6.10 (7164)


General Scans/y (transversal) 4.2mm 50 x 50/ABM SNR(x,y,z) (13x13x1): Measurement

grid: dx=10mm, dy=10mm

ABM1/ABM2 = 35.66 dB

ABM1 comp = -4.01 dBA/m

Location: 0, -4.2, 3.7 mm



0 dB = 1.000 A/m = 0.00 dBA/m

#34_HAC_T-Coil_LTE Band 26_15M_QPSK_1RB_0offset_NB AMR 4.75Kbps_Ch26865_Battery 2_Axial (Z)

Communication System: LTE; Frequency: 831.5 MHz; Duty Cycle: 1:1

Medium: Air Medium parameters used: $\sigma = 0$ S/m, $\epsilon_r = 1$; $\rho = 0$ kg/m³

Ambient Temperature : 23.2 °C

DASY5 Configuration

- Probe: AM1DV3 - 3130; ; Calibrated: 2015/11/10
- Sensor-Surface: 0mm (Fix Surface)
- Electronics: DAE4 Sn1399; Calibrated: 2015/11/23
- Phantom: HAC Test Arch with AMCC; Type: SD HAC P01 BA;
- Measurement SW: DASY52, Version 52.8 (7); SEMCAD X Version 14.6.10 (7164)


General Scans/z (axial) 4.2mm 50 x 50/ABM SNR(x,y,z) (13x13x1): Measurement grid:

dx=10mm, dy=10mm

ABM1/ABM2 = 36.90 dB

ABM1 comp = 3.23 dBA/m

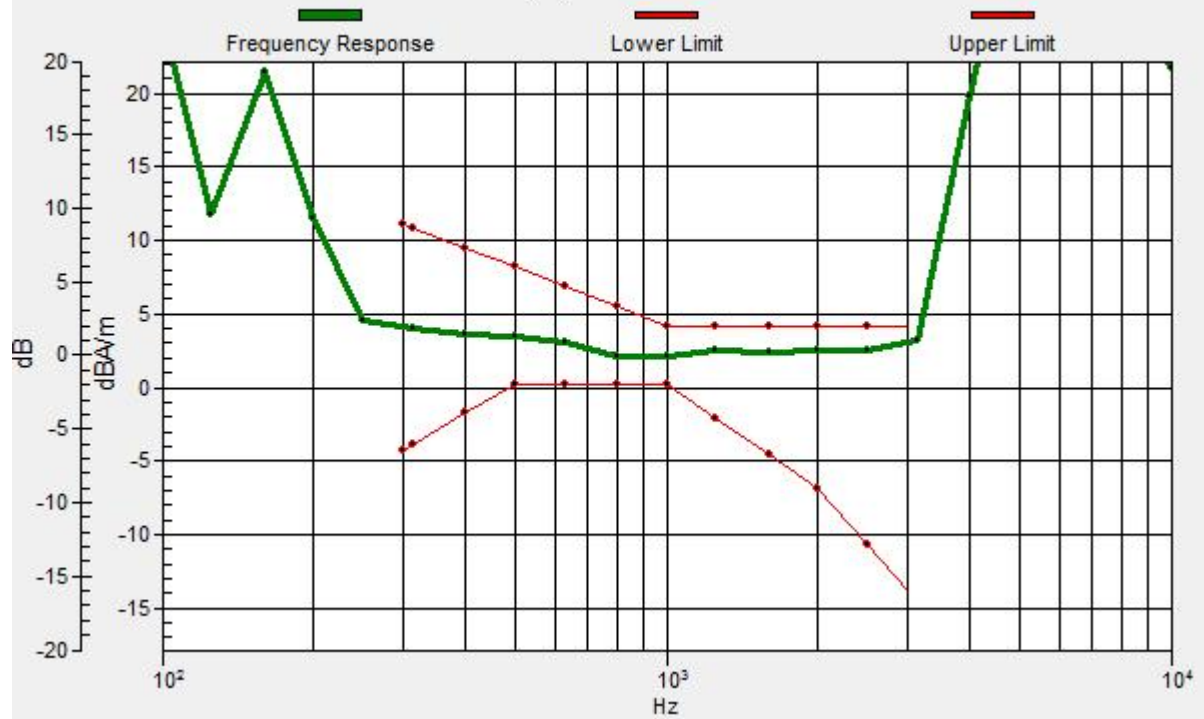
Location: 0, 4.2, 3.7 mm



0 dB = 1.000 A/m = 0.00 dBA/m

General Scans/z (axial) wideband at best S/N/ABM Freq Resp(x,y,z,f)

Loc: 0, 4.2, 3.7 mm Diff: 1.1dB



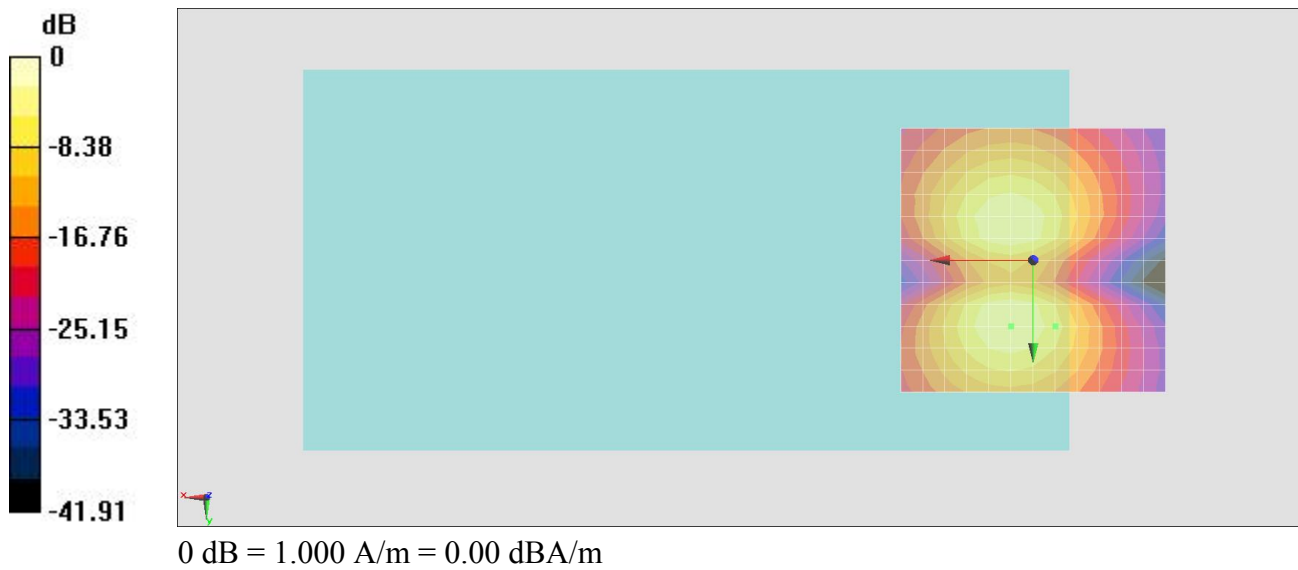
#34_HAC_T-Coil_LTE Band 26_15M_QPSK_1RB_0offset_NB AMR 4.75Kbps_Ch26865_Battery 2_Transversal (Y)

Communication System: LTE; Frequency: 831.5 MHz; Duty Cycle: 1:1
Medium: Air Medium parameters used: $\sigma = 0$ S/m, $\epsilon_r = 1$; $\rho = 0$ kg/m³
Ambient Temperature : 23.2 °C

DASY5 Configuration

- Probe: AM1DV3 - 3130; ; Calibrated: 2015/11/10
- Sensor-Surface: 0mm (Fix Surface)
- Electronics: DAE4 Sn1399; Calibrated: 2015/11/23
- Phantom: HAC Test Arch with AMCC; Type: SD HAC P01 BA;
- Measurement SW: DASY52, Version 52.8 (7); SEMCAD X Version 14.6.10 (7164)

General Scans/y (transversal) 4.2mm 50 x 50/ABM SNR(x,y,z) (13x13x1): Measurement grid: dx=10mm, dy=10mm
ABM1/ABM2 = 35.95 dB
ABM1 comp = -6.88 dBA/m
Location: -4.2, 12.5, 3.7 mm



#35_HAC_T-Coil_LTE Band 41_20M_QPSK_1RB_0offset_NB AMR 4.75Kbps_Ch40620_Axial (Z)

Communication System: LTE; Frequency: 2593 MHz; Duty Cycle: 1:1.59

Medium: Air Medium parameters used: $\sigma = 0$ S/m, $\epsilon_r = 1$; $\rho = 0$ kg/m³

Ambient Temperature : 23.2 °C

DASY5 Configuration

- Probe: AM1DV3 - 3130; ; Calibrated: 2015/11/10
- Sensor-Surface: 0mm (Fix Surface)
- Electronics: DAE4 Sn1399; Calibrated: 2015/11/23
- Phantom: HAC Test Arch with AMCC; Type: SD HAC P01 BA;
- Measurement SW: DASY52, Version 52.8 (7); SEMCAD X Version 14.6.10 (7164)


General Scans/z (axial) 4.2mm 50 x 50/ABM SNR(x,y,z) (13x13x1): Measurement grid:

dx=10mm, dy=10mm

ABM1/ABM2 = 36.13 dB

ABM1 comp = 3.55 dBA/m

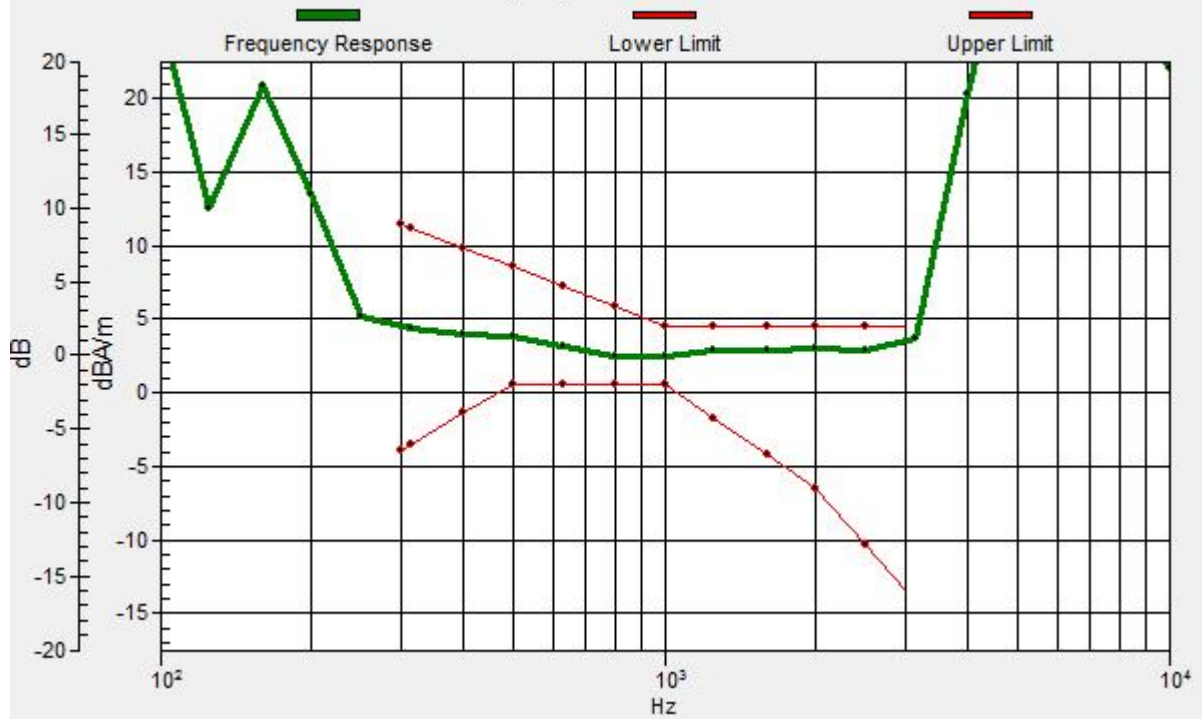
Location: 0, 4.2, 3.7 mm



0 dB = 1.000 A/m = 0.00 dBA/m

General Scans/z (axial) wideband at best S/N/ABM Freq Resp(x,y,z,f)

Loc: 0, 4.2, 3.7 mm Diff: 1.07dB



#35_HAC_T-Coil_LTE Band 41_20M_QPSK_1RB_0offset_NB AMR 4.75Kbps_Ch40620_Transversal (Y)

Communication System: LTE; Frequency: 2593 MHz; Duty Cycle: 1:1.59

Medium: Air Medium parameters used: $\sigma = 0$ S/m, $\epsilon_r = 1$; $\rho = 0$ kg/m³

Ambient Temperature : 23.2 °C

DASY5 Configuration

- Probe: AM1DV3 - 3130; ; Calibrated: 2015/11/10
- Sensor-Surface: 0mm (Fix Surface)
- Electronics: DAE4 Sn1399; Calibrated: 2015/11/23
- Phantom: HAC Test Arch with AMCC; Type: SD HAC P01 BA;
- Measurement SW: DASY52, Version 52.8 (7); SEMCAD X Version 14.6.10 (7164)


General Scans/y (transversal) 4.2mm 50 x 50/ABM SNR(x,y,z) (13x13x1): Measurement

grid: dx=10mm, dy=10mm

ABM1/ABM2 = 34.58 dB

ABM1 comp = -8.65 dBA/m

Location: -4.2, -12.5, 3.7 mm



0 dB = 1.000 A/m = 0.00 dBA/m

#36_HAC_T-Coil_LTE Band 41_20M_QPSK_1RB_0offset_NB AMR 4.75Kbps_Ch40620_Battery 2_Axial (Z)

Communication System: LTE; Frequency: 2593 MHz; Duty Cycle: 1:1.59

Medium: Air Medium parameters used: $\sigma = 0$ S/m, $\epsilon_r = 1$; $\rho = 0$ kg/m³

Ambient Temperature : 23.2 °C

DASY5 Configuration

- Probe: AM1DV3 - 3130; ; Calibrated: 2015/11/10
- Sensor-Surface: 0mm (Fix Surface)
- Electronics: DAE4 Sn1399; Calibrated: 2015/11/23
- Phantom: HAC Test Arch with AMCC; Type: SD HAC P01 BA;
- Measurement SW: DASY52, Version 52.8 (7); SEMCAD X Version 14.6.10 (7164)


General Scans/z (axial) 4.2mm 50 x 50/ABM SNR(x,y,z) (13x13x1): Measurement grid:

dx=10mm, dy=10mm

ABM1/ABM2 = 36.68 dB

ABM1 comp = 3.20 dBA/m

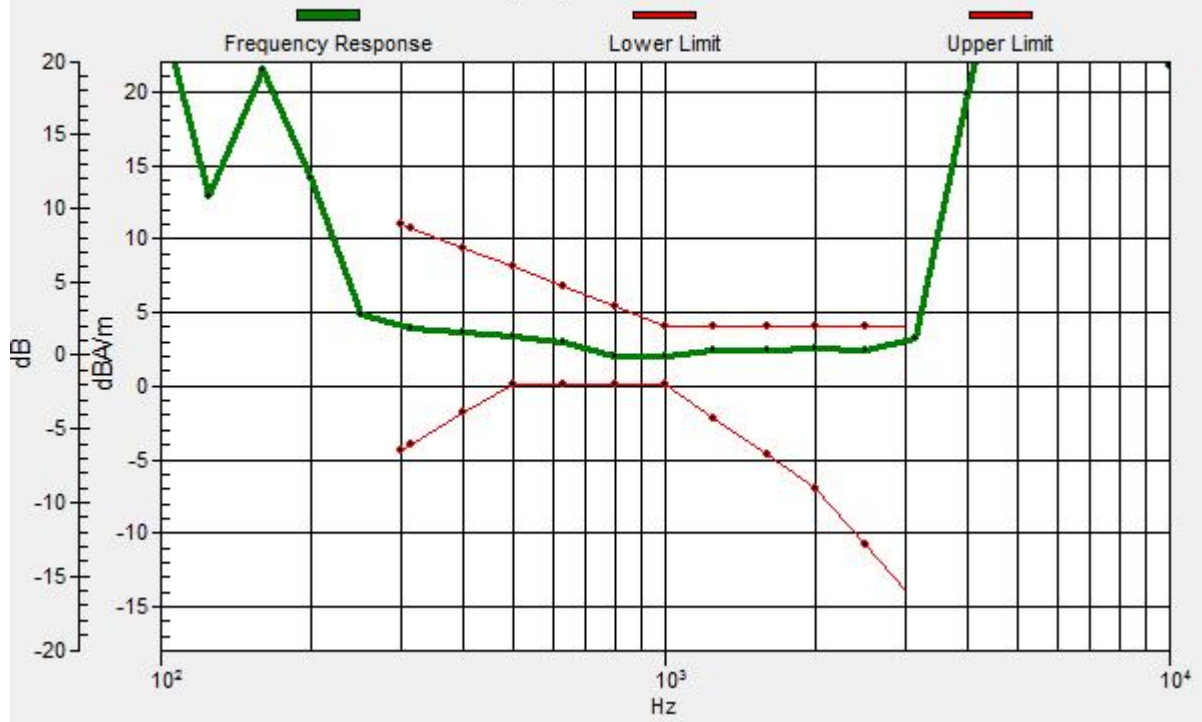
Location: 0, 4.2, 3.7 mm



0 dB = 1.000 A/m = 0.00 dBA/m

General Scans/z (axial) wideband at best S/N/ABM Freq Resp(x,y,z,f)

Loc: 0, 4.2, 3.7 mm Diff: 0.98dB



#36_HAC_T-Coil_LTE Band 41_20M_QPSK_1RB_0offset_NB AMR 4.75Kbps_Ch40620_Battery 2_Transversal (Y)

Communication System: LTE; Frequency: 2593 MHz; Duty Cycle: 1:1.59

Medium: Air Medium parameters used: $\sigma = 0$ S/m, $\epsilon_r = 1$; $\rho = 0$ kg/m³

Ambient Temperature : 23.2 °C

DASY5 Configuration

- Probe: AM1DV3 - 3130; ; Calibrated: 2015/11/10
- Sensor-Surface: 0mm (Fix Surface)
- Electronics: DAE4 Sn1399; Calibrated: 2015/11/23
- Phantom: HAC Test Arch with AMCC; Type: SD HAC P01 BA;
- Measurement SW: DASY52, Version 52.8 (7); SEMCAD X Version 14.6.10 (7164)


General Scans/y (transversal) 4.2mm 50 x 50/ABM SNR(x,y,z) (13x13x1): Measurement

grid: dx=10mm, dy=10mm

ABM1/ABM2 = 34.33 dB

ABM1 comp = -4.22 dBA/m

Location: 0, -8.3, 3.7 mm



0 dB = 1.000 A/m = 0.00 dBA/m