#01_HAC_T-Coil_GSM850_Voice(speech codec handset low)_Ch189_Axial (Z)

Communication System: GSM850; Frequency: 836.4 MHz;Duty Cycle: 1:8.3
Medium: Air Medium parameters used: $\sigma = 0$ S/m, $\varepsilon_r = 1$; $\rho = 0$ kg/m^3
Ambient Temperature：23.2 ℃

DASY5 Configuration
- Probe: AM1DV3 - 3130; ; Calibrated: 2015/11/10
- Sensor-Surface: 0mm (Fix Surface)
- Electronics: DAE4 Sn1399; Calibrated: 2015/11/23
- Phantom: HAC Test Arch with AMCC; Type: SD HAC P01 BA;
- Measurement SW: DASY52, Version 52.8 (7); SEMCAD X Version 14.6.10 (7164)

General Scans/z (axial) 4.2mm 50 x 50/ABM SNR(x,y,z) (13x13x1): Measurement grid: dx=10mm, dy=10mm
ABM1/ABM2 = 36.23 dB
ABM1 comp = 3.81 dBA/m
Location: 0, 4.2, 3.7 mm

0 dB = 1.000 A/m = 0.00 dBA/m

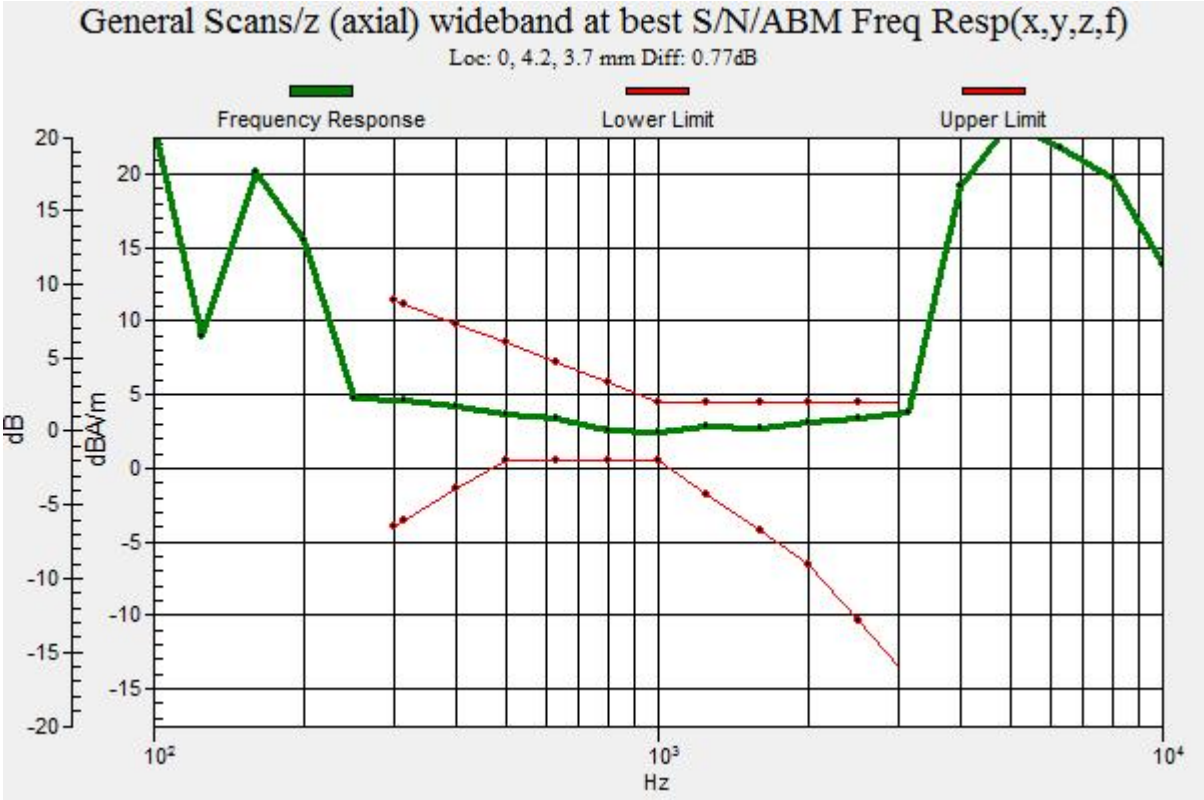
General Scans/z (axial) wideband at best S/N/ABM Freq Resp(x,y,z,f)
Loc: 0, 4.2, 3.7 mm Diff: 0.77dB
Frequency Response
Lower Limit
Upper Limit
dB
dBA/m
Hz

#01_HAC_T-Coil_GSM850_Voice(speech codec handset low)_Ch189_Transversal (Y)

Communication System: GSM850; Frequency: 836.4 MHz;Duty Cycle: 1:8.3
Medium: Air Medium parameters used: $\sigma = 0$ S/m, $\varepsilon_r = 1$; $\rho = 0$ kg/m^3
Ambient Temperature：23.2 ℃

DASY5 Configuration
- Probe: AM1DV3 - 3130; ; Calibrated: 2015/11/10
- Sensor-Surface: 0mm (Fix Surface)
- Electronics: DAE4 Sn1399; Calibrated: 2015/11/23
- Phantom: HAC Test Arch with AMCC; Type: SD HAC P01 BA;
- Measurement SW: DASY52, Version 52.8 (7); SEMCAD X Version 14.6.10 (7164)

General Scans/y (transversal) 4.2mm 50 x 50/ABM SNR(x,y,z) (13x13x1): Measurement grid: dx=10mm, dy=10mm
ABM1/ABM2 = 37.39 dB
ABM1 comp = -6.92 dBA/m
Location: 0, -12.5, 3.7 mm

0 dB = 1.000 A/m = 0.00 dBA/m

#02_HAC_T-Coil_GSM850_Voice(speech codec handset low)_Ch189_Battery 2_Axial (Z)

Communication System: GSM850; Frequency: 836.4 MHz;Duty Cycle: 1:8.3
Medium: Air Medium parameters used: $\sigma = 0$ S/m, $\varepsilon_r = 1$; $\rho = 0$ kg/m^3
Ambient Temperature：23.2 ℃

DASY5 Configuration
- Probe: AM1DV3 - 3130; ; Calibrated: 2015/11/10
- Sensor-Surface: 0mm (Fix Surface)
- Electronics: DAE4 Sn1399; Calibrated: 2015/11/23
- Phantom: HAC Test Arch with AMCC; Type: SD HAC P01 BA;
- Measurement SW: DASY52, Version 52.8 (7); SEMCAD X Version 14.6.10 (7164)

General Scans/z (axial) 4.2mm 50 x 50/ABM SNR(x,y,z) (13x13x1): Measurement grid: dx=10mm, dy=10mm
ABM1/ABM2 = 39.53 dB
ABM1 comp = 3.62 dBA/m
Location: 0, 4.2, 3.7 mm

0 dB = 1.000 A/m = 0.00 dBA/m

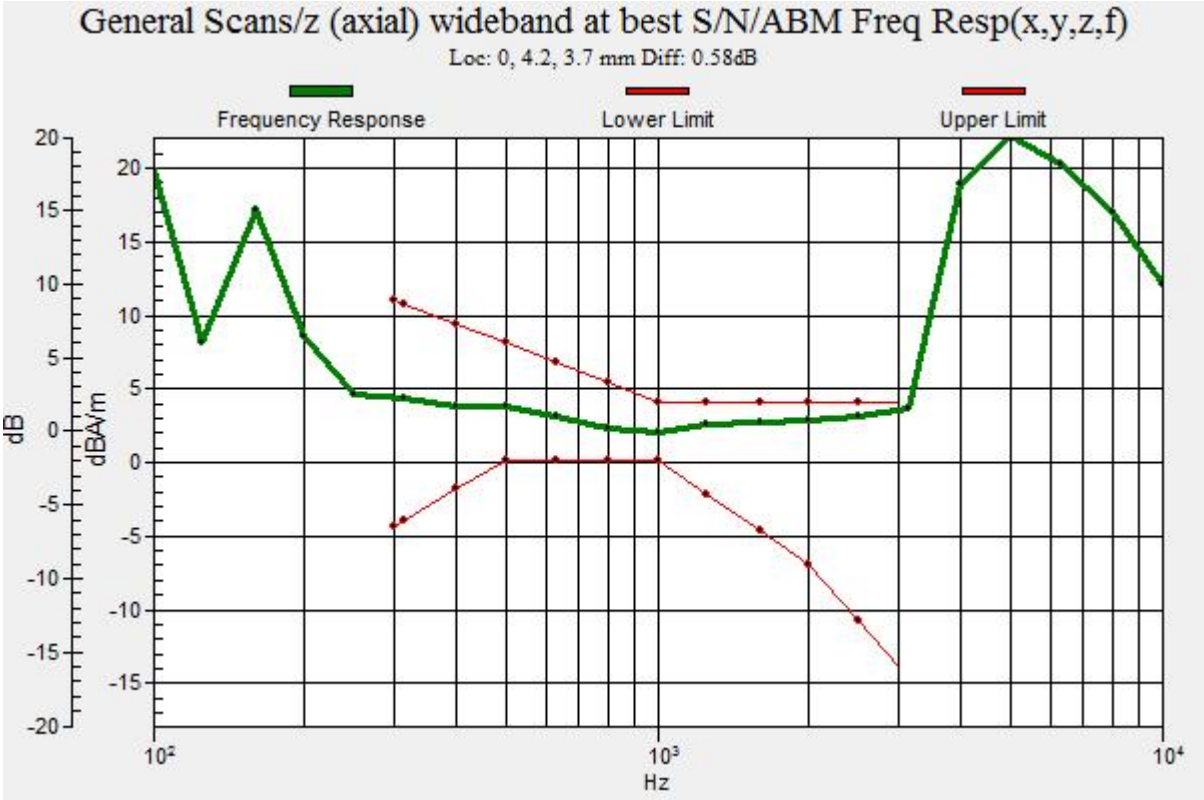
General Scans/z (axial) wideband at best S/N/ABM Freq Resp(x,y,z,f)
Loc: 0, 4.2, 3.7 mm Diff: 0.58dB
Frequency Response
Lower Limit
Upper Limit
dB
dBA/m
Hz

#02_HAC_T-Coil_GSM850_Voice(speech codec handset low)_Ch189_Battery 2_Transversal (Y)

Communication System: GSM850; Frequency: 836.4 MHz;Duty Cycle: 1:8.3
Medium: Air Medium parameters used: $\sigma = 0$ S/m, $\varepsilon_r = 1$; $\rho = 0$ kg/m^3
Ambient Temperature：23.2 ℃

DASY5 Configuration
- Probe: AM1DV3 - 3130; ; Calibrated: 2015/11/10
- Sensor-Surface: 0mm (Fix Surface)
- Electronics: DAE4 Sn1399; Calibrated: 2015/11/23
- Phantom: HAC Test Arch with AMCC; Type: SD HAC P01 BA;
- Measurement SW: DASY52, Version 52.8 (7); SEMCAD X Version 14.6.10 (7164)

General Scans/y (transversal) 4.2mm 50 x 50/ABM SNR(x,y,z) (13x13x1): Measurement grid: dx=10mm, dy=10mm
ABM1/ABM2 = 37.78 dB
ABM1 comp = -6.58 dBA/m
Location: 0, -12.5, 3.7 mm

0 dB = 1.000 A/m = 0.00 dBA/m

#03_HAC_T-Coil_GSM1900_Voice(speech codec handset low)_Ch661_Axial (Z)

Communication System: PCS ; Frequency: 1880 MHz;Duty Cycle: 1:8.3
Medium: Air Medium parameters used: $\sigma = 0$ S/m, $\varepsilon_r = 1$; $\rho = 0$ kg/m^3
Ambient Temperature：23.2 ℃

DASY5 Configuration
- Probe: AM1DV3 - 3130; ; Calibrated: 2015/11/10
- Sensor-Surface: 0mm (Fix Surface)
- Electronics: DAE4 Sn1399; Calibrated: 2015/11/23
- Phantom: HAC Test Arch with AMCC; Type: SD HAC P01 BA;
- Measurement SW: DASY52, Version 52.8 (7); SEMCAD X Version 14.6.10 (7164)

General Scans/z (axial) 4.2mm 50 x 50/ABM SNR(x,y,z) (13x13x1): Measurement grid: dx=10mm, dy=10mm
ABM1/ABM2 = 41.03 dB
ABM1 comp = 3.40 dBA/m
Location: 0, 4.2, 3.7 mm



0 dB = 1.000 A/m = 0.00 dBA/m

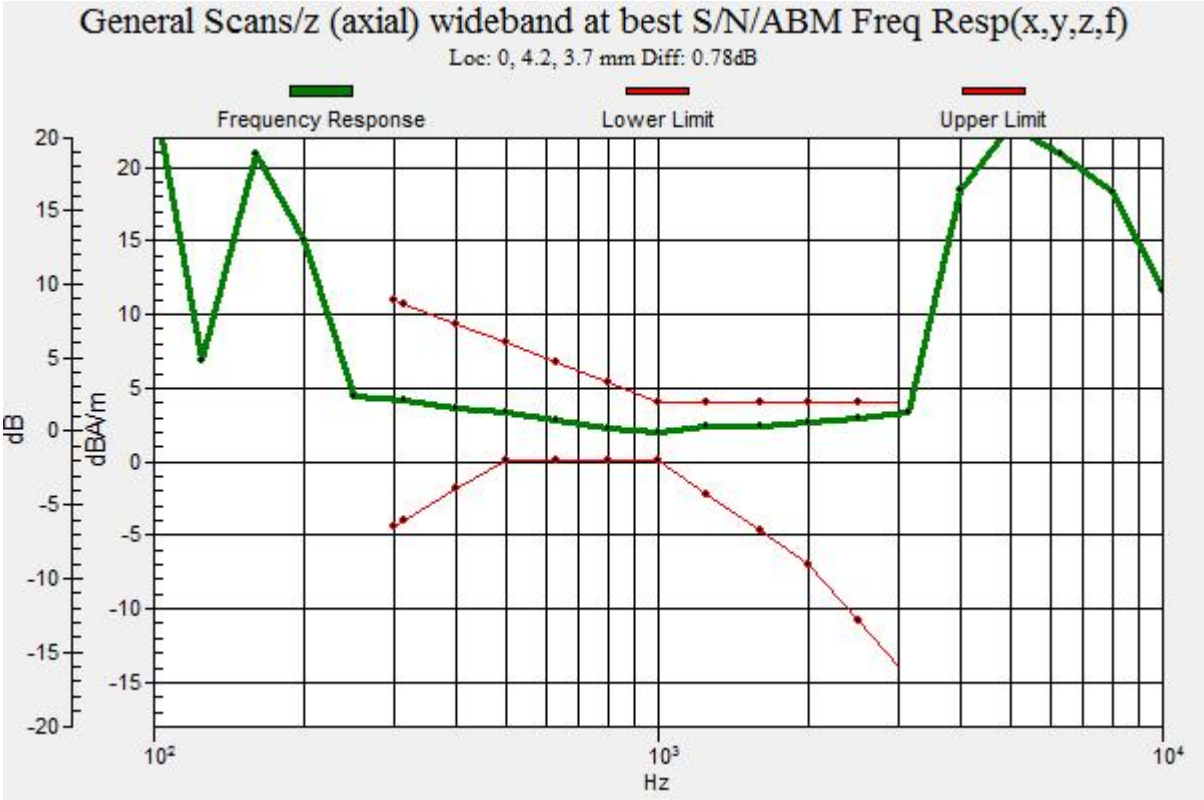
General Scans/z (axial) wideband at best S/N/ABM Freq Resp(x,y,z,f)
Loc: 0, 4.2, 3.7 mm Diff: 0.78dB
Frequency Response
Lower Limit
Upper Limit
dB
dBA/m
Hz

#03_HAC_T-Coil_GSM1900_Voice(speech codec handset low) _Ch661_Transversal (Y)

Communication System: PCS ; Frequency: 1880 MHz;Duty Cycle: 1:8.3
Medium: Air Medium parameters used: $\sigma = 0$ S/m, $\varepsilon_r = 1$; $\rho = 0$ kg/m^3
Ambient Temperature：23.2 ℃

DASY5 Configuration
- Probe: AM1DV3 - 3130; ; Calibrated: 2015/11/10
- Sensor-Surface: 0mm (Fix Surface)
- Electronics: DAE4 Sn1399; Calibrated: 2015/11/23
- Phantom: HAC Test Arch with AMCC; Type: SD HAC P01 BA;
- Measurement SW: DASY52, Version 52.8 (7); SEMCAD X Version 14.6.10 (7164)

General Scans/y (transversal) 4.2mm 50 x 50/ABM SNR(x,y,z) (13x13x1): Measurement grid: dx=10mm, dy=10mm
ABM1/ABM2 = 39.31 dB
ABM1 comp = -6.08 dBA/m
Location: 0, -12.5, 3.7 mm

0 dB = 1.000 A/m = 0.00 dBA/m

#04_HAC_T-Coil_GSM1900_Voice(speech codec handset low)_Ch661_Battery 2_Axial (Z)

Communication System: PCS ; Frequency: 1880 MHz;Duty Cycle: 1:8.3
Medium: Air Medium parameters used: $\sigma = 0$ S/m, $\varepsilon_r = 1$; $\rho = 0$ kg/m^3
Ambient Temperature：23.2 ℃

DASY5 Configuration
- Probe: AM1DV3 - 3130; ; Calibrated: 2015/11/10
- Sensor-Surface: 0mm (Fix Surface)
- Electronics: DAE4 Sn1399; Calibrated: 2015/11/23
- Phantom: HAC Test Arch with AMCC; Type: SD HAC P01 BA;
- Measurement SW: DASY52, Version 52.8 (7); SEMCAD X Version 14.6.10 (7164)

General Scans/z (axial) 4.2mm 50 x 50/ABM SNR(x,y,z) (13x13x1): Measurement grid: dx=10mm, dy=10mm
ABM1/ABM2 = 40.37 dB
ABM1 comp = 3.66 dBA/m
Location: 0, 4.2, 3.7 mm

0 dB = 1.000 A/m = 0.00 dBA/m

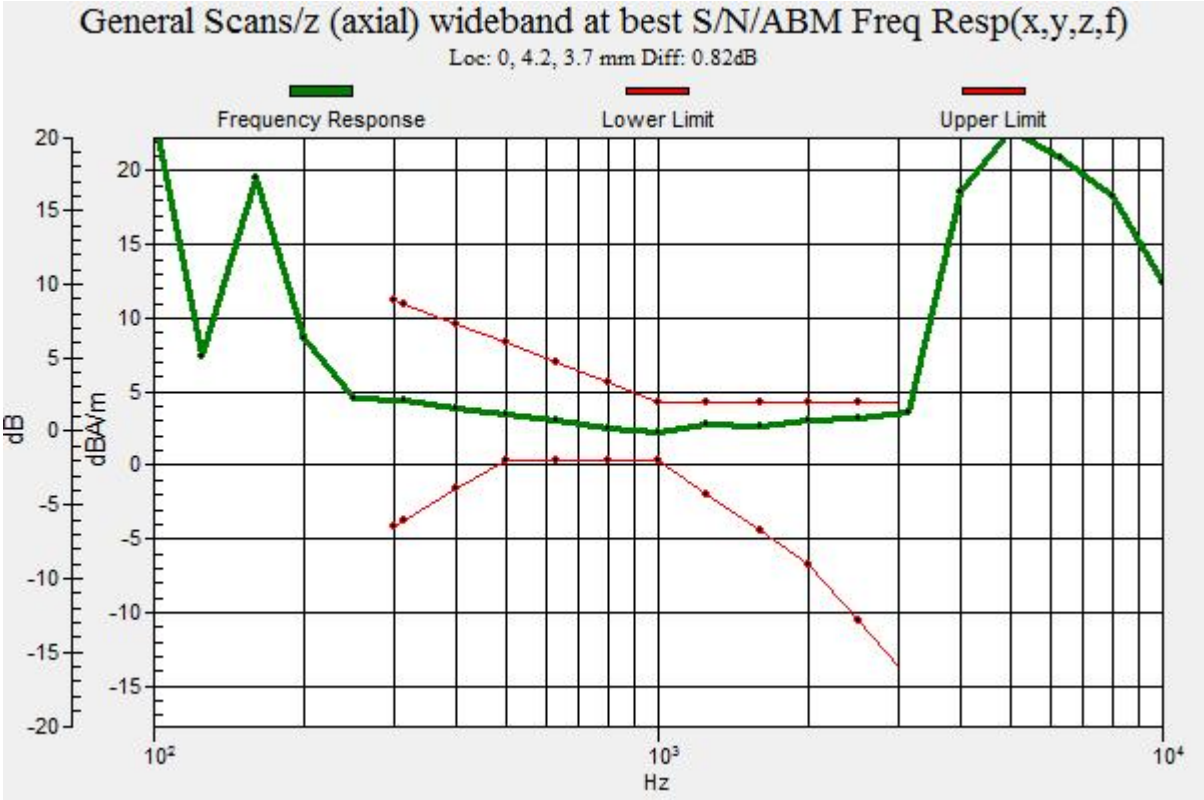
General Scans/z (axial) wideband at best S/N/ABM Freq Resp(x,y,z,f)
Loc: 0, 4.2, 3.7 mm Diff: 0.82dB
Frequency Response
Lower Limit
Upper Limit
dB
dBA/m
Hz

#04_HAC_T-Coil_GSM1900_Voice(speech codec handset low)_Ch661_Battery 2_Transversal (Y)

Communication System: PCS ; Frequency: 1880 MHz;Duty Cycle: 1:8.3
Medium: Air Medium parameters used: $\sigma = 0$ S/m, $\varepsilon_r = 1$; $\rho = 0$ kg/m^3
Ambient Temperature：23.2 ℃； Liquid Temperature：22.2 ℃

DASY5 Configuration
- Probe: AM1DV3 - 3130; ; Calibrated: 2015/11/10
- Sensor-Surface: 0mm (Fix Surface)
- Electronics: DAE4 Sn1399; Calibrated: 2015/11/23
- Phantom: HAC Test Arch with AMCC; Type: SD HAC P01 BA;
- Measurement SW: DASY52, Version 52.8 (7); SEMCAD X Version 14.6.10 (7164)

General Scans/y (transversal) 4.2mm 50 x 50/ABM SNR(x,y,z) (13x13x1): Measurement grid: dx=10mm, dy=10mm
ABM1/ABM2 = 38.32 dB
ABM1 comp = -6.34 dBA/m
Location: 0, -12.5, 3.7 mm

0 dB = 1.000 A/m = 0.00 dBA/m

#05_HAC_T-Coil_WCDMA II_Voice (speech codec low)_Ch9400_Axial (Z)

Communication System: WCDMA ; Frequency: 1880 MHz;Duty Cycle: 1:1
Medium: Air Medium parameters used: $\sigma = 0$ S/m, $\varepsilon_r = 1$; $\rho = 0$ kg/m^3
Ambient Temperature：23.2 ℃

DASY5 Configuration
- Probe: AM1DV3 - 3130; ; Calibrated: 2015/11/10
- Sensor-Surface: 0mm (Fix Surface)
- Electronics: DAE4 Sn1399; Calibrated: 2015/11/23
- Phantom: HAC Test Arch with AMCC; Type: SD HAC P01 BA;
- Measurement SW: DASY52, Version 52.8 (7); SEMCAD X Version 14.6.10 (7164)

General Scans/z (axial) 4.2mm 50 x 50/ABM SNR(x,y,z) (13x13x1): Measurement grid: dx=10mm, dy=10mm
ABM1/ABM2 = 42.08 dB
ABM1 comp = 3.21 dBA/m
Location: 0, 4.2, 3.7 mm

0 dB = 1.000 A/m = 0.00 dBA/m

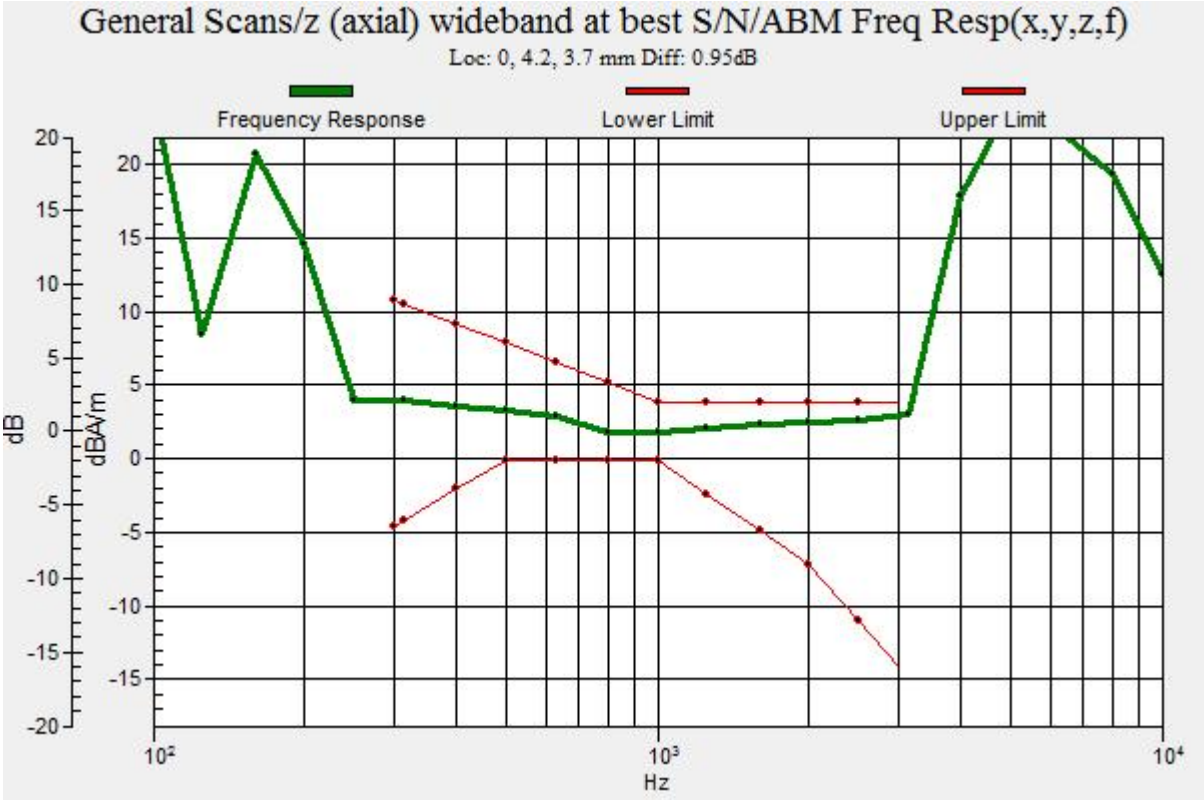
General Scans/z (axial) wideband at best S/N/ABM Freq Resp(x,y,z,f)
Loc: 0, 4.2, 3.7 mm Diff: 0.95dB
Frequency Response
Lower Limit
Upper Limit
dB
dBA/m
Hz

#05_HAC_T-Coil_WCDMA II_Voice (speech codec low)_Ch9400_Transversal (Y)

Communication System: WCDMA ; Frequency: 1880 MHz;Duty Cycle: 1:1
Medium: Air Medium parameters used: $\sigma = 0$ S/m, $\varepsilon_r = 1$; $\rho = 0$ kg/m^3
Ambient Temperature：23.2 ℃

DASY5 Configuration
- Probe: AM1DV3 - 3130; ; Calibrated: 2015/11/10
- Sensor-Surface: 0mm (Fix Surface)
- Electronics: DAE4 Sn1399; Calibrated: 2015/11/23
- Phantom: HAC Test Arch with AMCC; Type: SD HAC P01 BA;
- Measurement SW: DASY52, Version 52.8 (7); SEMCAD X Version 14.6.10 (7164)

General Scans/y (transversal) 4.2mm 50 x 50/ABM SNR(x,y,z) (13x13x1): Measurement grid: dx=10mm, dy=10mm
ABM1/ABM2 = 40.33 dB
ABM1 comp = -3.01 dBA/m
Location: 4.2, 12.5, 3.7 mm

0 dB = 1.000 A/m = 0.00 dBA/m

#06_HAC_T-Coil_WCDMA II_Voice (speech codec low)_Ch9400_Battery 2_Axial (Z)

Communication System: WCDMA ; Frequency: 1880 MHz;Duty Cycle: 1:1
Medium: Air Medium parameters used: $\sigma = 0$ S/m, $\varepsilon_r = 1$; $\rho = 0$ kg/m^3
Ambient Temperature：23.2 ℃

DASY5 Configuration
- Probe: AM1DV3 - 3130; ; Calibrated: 2015/11/10
- Sensor-Surface: 0mm (Fix Surface)
- Electronics: DAE4 Sn1399; Calibrated: 2015/11/23
- Phantom: HAC Test Arch with AMCC; Type: SD HAC P01 BA;
- Measurement SW: DASY52, Version 52.8 (7); SEMCAD X Version 14.6.10 (7164)

General Scans/z (axial) 4.2mm 50 x 50/ABM SNR(x,y,z) (13x13x1): Measurement grid: dx=10mm, dy=10mm
ABM1/ABM2 = 39.94 dB
ABM1 comp = 3.34 dBA/m
Location: 0, 4.2, 3.7 mm

0 dB = 1.000 A/m = 0.00 dBA/m

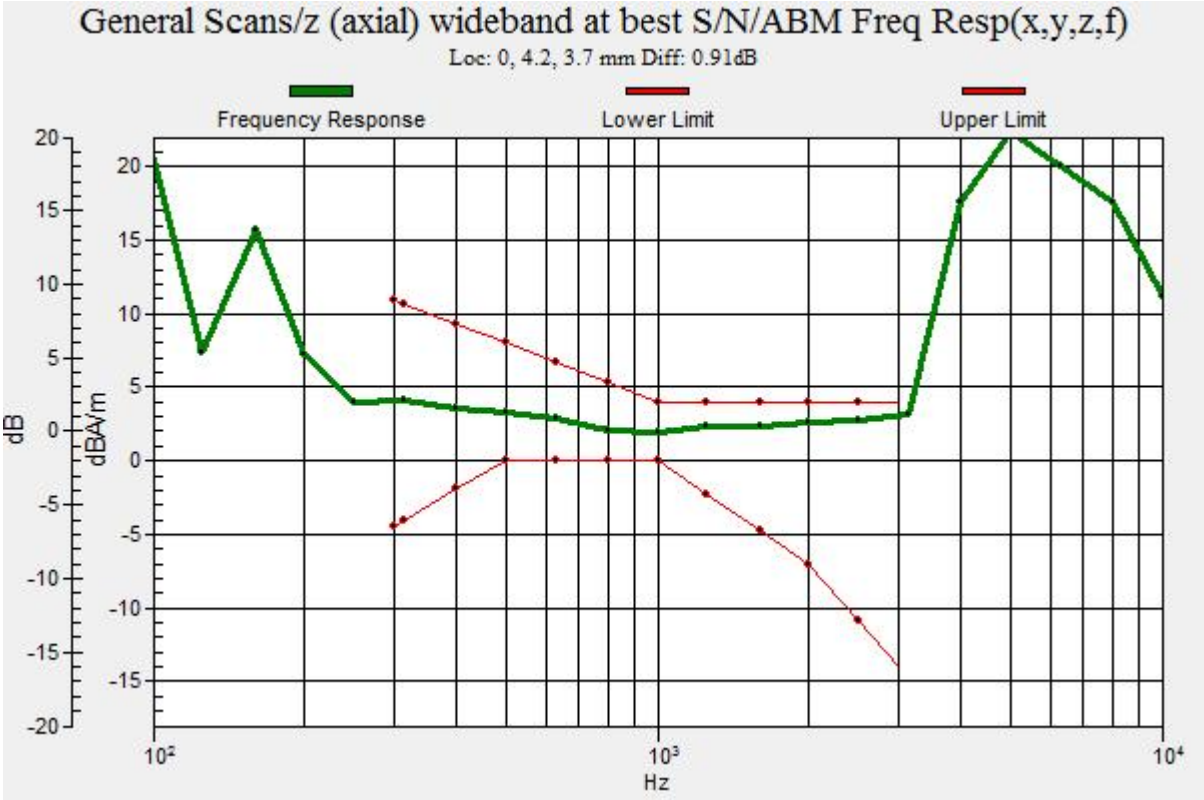
General Scans/z (axial) wideband at best S/N/ABM Freq Resp(x,y,z,f)
Loc: 0, 4.2, 3.7 mm Diff: 0.91dB
Frequency Response
Lower Limit
Upper Limit
dB
dBA/m
Hz

#06_HAC_T-Coil_WCDMA II_Voice (speech codec low)_Ch9400_Battery 2_Transversal (Y)

Communication System: WCDMA ; Frequency: 1880 MHz;Duty Cycle: 1:1
Medium: Air Medium parameters used: $\sigma = 0$ S/m, $\varepsilon_r = 1$; $\rho = 0$ kg/m^3
Ambient Temperature：23.2 ℃

DASY5 Configuration
- Probe: AM1DV3 - 3130; ; Calibrated: 2015/11/10
- Sensor-Surface: 0mm (Fix Surface)
- Electronics: DAE4 Sn1399; Calibrated: 2015/11/23
- Phantom: HAC Test Arch with AMCC; Type: SD HAC P01 BA;
- Measurement SW: DASY52, Version 52.8 (7); SEMCAD X Version 14.6.10 (7164)

General Scans/y (transversal) 4.2mm 50 x 50/ABM SNR(x,y,z) (13x13x1): Measurement grid: dx=10mm, dy=10mm
ABM1/ABM2 = 39.07 dB
ABM1 comp = -3.07 dBA/m
Location: 4.2, -4.2, 3.7 mm

0 dB = 1.000 A/m = 0.00 dBA/m

#07_HAC_T-Coil_WCDMA IV_Voice (speech codec low)_Ch1413_Axial (Z)

Communication System: WCDMA ; Frequency: 1732.6 MHz;Duty Cycle: 1:1
Medium: Air Medium parameters used: $\sigma = 0$ S/m, $\varepsilon_r = 1$; $\rho = 0$ kg/m^3
Ambient Temperature：23.2 ℃

DASY5 Configuration
- Probe: AM1DV3 - 3130; ; Calibrated: 2015/11/10
- Sensor-Surface: 0mm (Fix Surface)
- Electronics: DAE4 Sn1399; Calibrated: 2015/11/23
- Phantom: HAC Test Arch with AMCC; Type: SD HAC P01 BA;
- Measurement SW: DASY52, Version 52.8 (7); SEMCAD X Version 14.6.10 (7164)

General Scans/z (axial) 4.2mm 50 x 50/ABM SNR(x,y,z) (13x13x1): Measurement grid: dx=10mm, dy=10mm
ABM1/ABM2 = 41.98 dB
ABM1 comp = 3.17 dBA/m
Location: 0, 4.2, 3.7 mm

0 dB = 1.000 A/m = 0.00 dBA/m

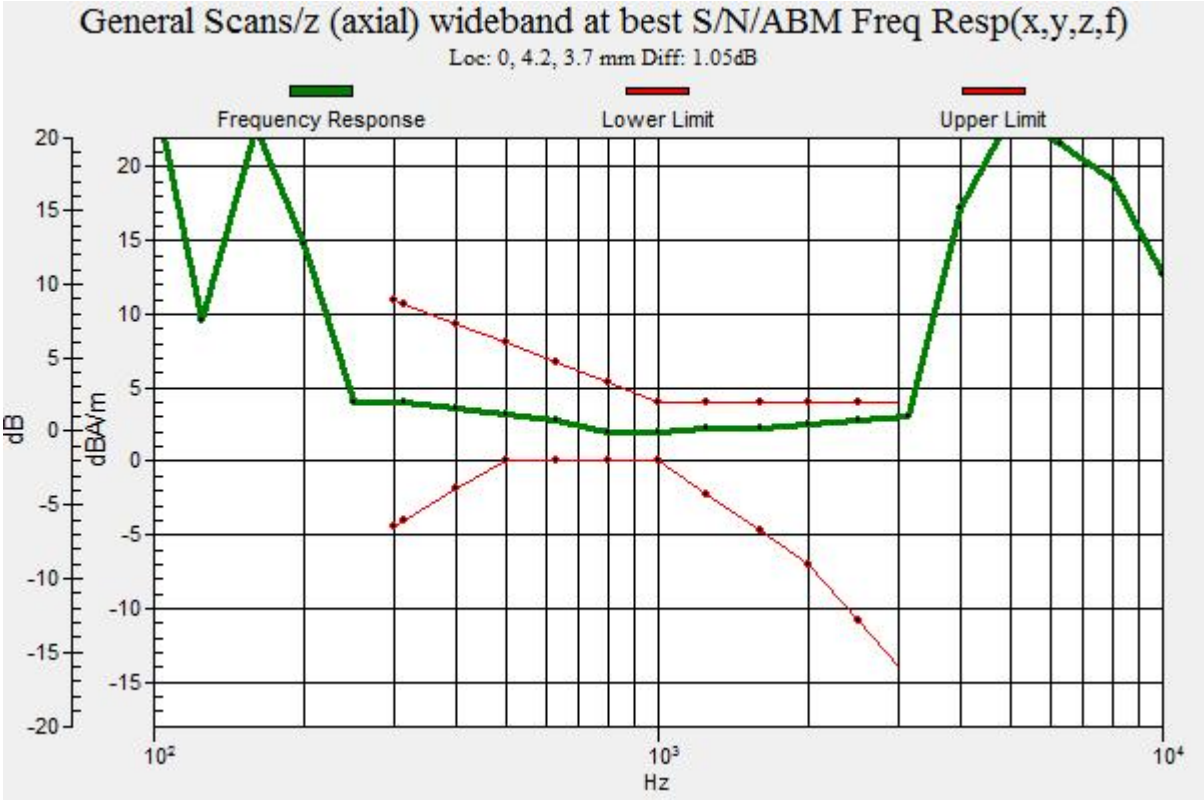
General Scans/z (axial) wideband at best S/N/ABM Freq Resp(x,y,z,f)
Loc: 0, 4.2, 3.7 mm Diff: 1.05dB
Frequency Response
Lower Limit
Upper Limit
dB
dBA/m
Hz

#07_HAC_T-Coil_WCDMA IV_Voice (speech codec low)_Ch1413_Transversal (Y)

Communication System: WCDMA ; Frequency: 1732.6 MHz;Duty Cycle: 1:1
Medium: Air Medium parameters used: $\sigma = 0$ S/m, $\varepsilon_r = 1$; $\rho = 0$ kg/m^3
Ambient Temperature：23.2 ℃

DASY5 Configuration
- Probe: AM1DV3 - 3130; ; Calibrated: 2015/11/10
- Sensor-Surface: 0mm (Fix Surface)
- Electronics: DAE4 Sn1399; Calibrated: 2015/11/23
- Phantom: HAC Test Arch with AMCC; Type: SD HAC P01 BA;
- Measurement SW: DASY52, Version 52.8 (7); SEMCAD X Version 14.6.10 (7164)

General Scans/y (transversal) 4.2mm 50 x 50/ABM SNR(x,y,z) (13x13x1): Measurement grid: dx=10mm, dy=10mm
ABM1/ABM2 = 40.57 dB
ABM1 comp = -5.88 dBA/m
Location: 0, 16.7, 3.7 mm

0 dB = 1.000 A/m = 0.00 dBA/m

#08_HAC_T-Coil_WCDMA IV_Voice (speech codec low)_Ch1413_Battery

2_Axial (Z)

Communication System: WCDMA ; Frequency: 1732.6 MHz;Duty Cycle: 1:1
Medium: Air Medium parameters used: $\sigma = 0$ S/m, $\varepsilon_r = 1$; $\rho = 0$ kg/m^3
Ambient Temperature：23.2 ℃

DASY5 Configuration
- Probe: AM1DV3 - 3130; ; Calibrated: 2015/11/10
- Sensor-Surface: 0mm (Fix Surface)
- Electronics: DAE4 Sn1399; Calibrated: 2015/11/23
- Phantom: HAC Test Arch with AMCC; Type: SD HAC P01 BA;
- Measurement SW: DASY52, Version 52.8 (7); SEMCAD X Version 14.6.10 (7164)

General Scans/z (axial) 4.2mm 50 x 50/ABM SNR(x,y,z) (13x13x1): Measurement grid: dx=10mm, dy=10mm
ABM1/ABM2 = 40.67 dB
ABM1 comp = 3.31 dBA/m
Location: 0, 4.2, 3.7 mm



0 dB = 1.000 A/m = 0.00 dBA/m

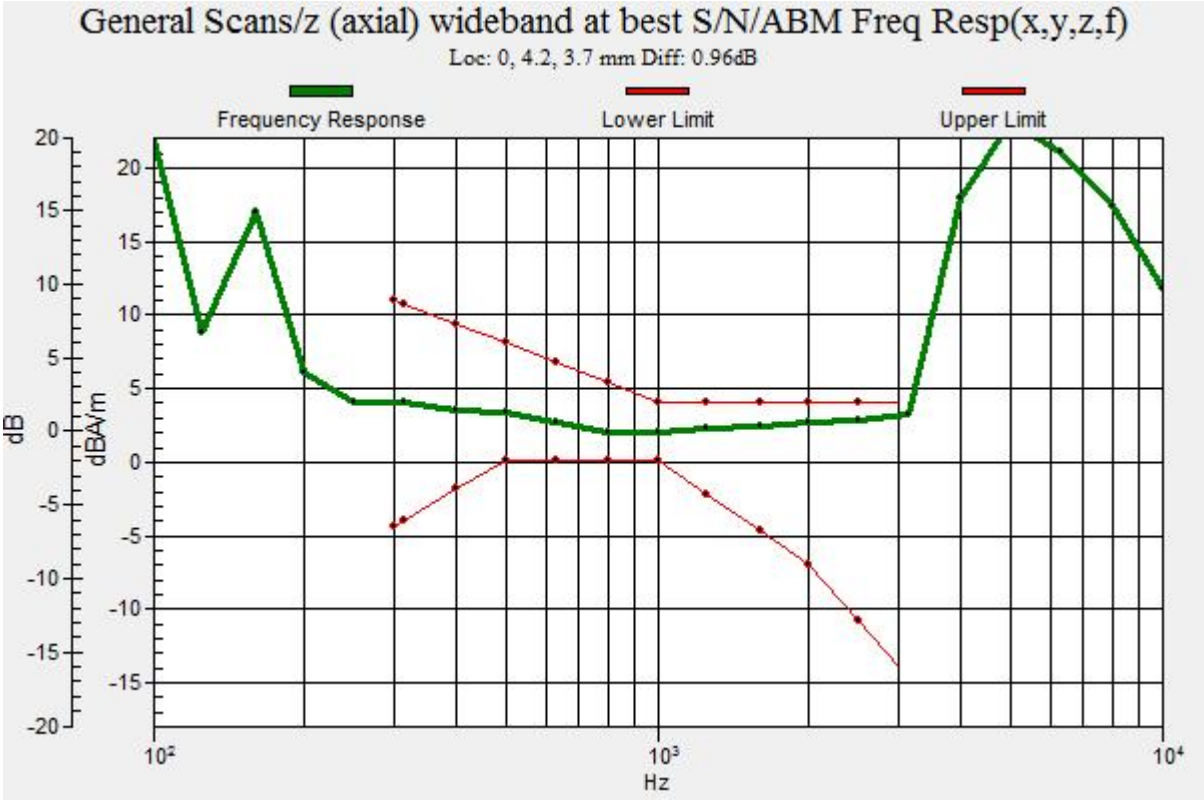
General Scans/z (axial) wideband at best S/N/ABM Freq Resp(x,y,z,f)
Loc: 0, 4.2, 3.7 mm Diff: 0.96dB
Frequency Response
Lower Limit
Upper Limit
dB
dBA/m
Hz

#08_HAC_T-Coil_WCDMA IV_Voice (speech codec low)_Ch1413_Battery

2_Transversal (Y)

Communication System: WCDMA ; Frequency: 1732.6 MHz;Duty Cycle: 1:1
Medium: Air Medium parameters used: $\sigma = 0$ S/m, $\varepsilon_r = 1$; $\rho = 0$ kg/m^3
Ambient Temperature：23.2 ℃

DASY5 Configuration
- Probe: AM1DV3 - 3130; ; Calibrated: 2015/11/10
- Sensor-Surface: 0mm (Fix Surface)
- Electronics: DAE4 Sn1399; Calibrated: 2015/11/23
- Phantom: HAC Test Arch with AMCC; Type: SD HAC P01 BA;
- Measurement SW: DASY52, Version 52.8 (7); SEMCAD X Version 14.6.10 (7164)

General Scans/y (transversal) 4.2mm 50 x 50/ABM SNR(x,y,z) (13x13x1): Measurement grid: dx=10mm, dy=10mm
ABM1/ABM2 = 39.58 dB
ABM1 comp = -4.45 dBA/m
Location: 0, -8.3, 3.7 mm

0 dB = 1.000 A/m = 0.00 dBA/m

#09_HAC_T-Coil_WCDMA V_Voice (speech codec low)_Ch4182_Axial (Z)

Communication System: WCDMA; Frequency: 836.4 MHz;Duty Cycle: 1:1
Medium: Air Medium parameters used: $\sigma = 0$ S/m, $\varepsilon_r = 1$; $\rho = 0$ kg/m^3
Ambient Temperature：23.2 ℃

DASY5 Configuration
- Probe: AM1DV3 - 3130; ; Calibrated: 2015/11/10
- Sensor-Surface: 0mm (Fix Surface)
- Electronics: DAE4 Sn1399; Calibrated: 2015/11/23
- Phantom: HAC Test Arch with AMCC; Type: SD HAC P01 BA;
- Measurement SW: DASY52, Version 52.8 (7); SEMCAD X Version 14.6.10 (7164)

General Scans/z (axial) 4.2mm 50 x 50/ABM SNR(x,y,z) (13x13x1): Measurement grid: dx=10mm, dy=10mm
ABM1/ABM2 = 41.88 dB
ABM1 comp = 3.21 dBA/m
Location: 0, 4.2, 3.7 mm

0 dB = 1.000 A/m = 0.00 dBA/m

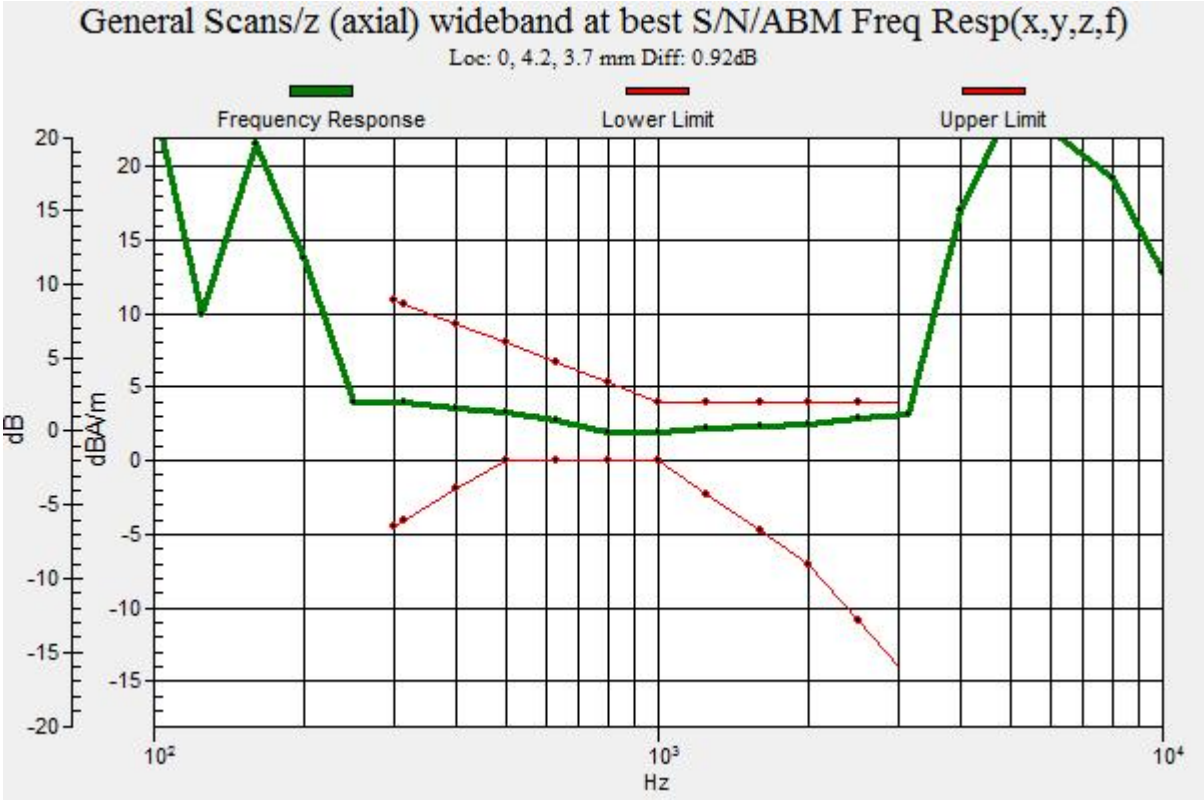
General Scans/z (axial) wideband at best S/N/ABM Freq Resp(x,y,z,f)
Loc: 0, 4.2, 3.7 mm Diff: 0.92dB
Frequency Response
Lower Limit
Upper Limit
dB
dBA/m
Hz

#09_HAC_T-Coil_WCDMA V_Voice (speech codec low)_Ch4182_Transversal (Y)

Communication System: WCDMA; Frequency: 836.4 MHz;Duty Cycle: 1:1
Medium: Air Medium parameters used: $\sigma = 0$ S/m, $\varepsilon_r = 1$; $\rho = 0$ kg/m^3
Ambient Temperature：23.2 ℃

DASY5 Configuration
- Probe: AM1DV3 - 3130; ; Calibrated: 2015/11/10
- Sensor-Surface: 0mm (Fix Surface)
- Electronics: DAE4 Sn1399; Calibrated: 2015/11/23
- Phantom: HAC Test Arch with AMCC; Type: SD HAC P01 BA;
- Measurement SW: DASY52, Version 52.8 (7); SEMCAD X Version 14.6.10 (7164)

General Scans/y (transversal) 4.2mm 50 x 50/ABM Signal(x,y,z) (13x13x1):
Measurement grid: dx=10mm, dy=10mm
General Scans/y (transversal) 4.2mm 50 x 50/ABM SNR(x,y,z) (13x13x1): Measurement grid: dx=10mm, dy=10mm
ABM1/ABM2 = 40.10 dB
ABM1 comp = -4.14 dBA/m
Location: 0, 12.5, 3.7 mm

0 dB = 1.000 A/m = 0.00 dBA/m

#10_HAC_T-Coil_WCDMA V_Voice (speech codec low)_Ch4182_Battery 2_Axial (Z)

Communication System: WCDMA; Frequency: 836.4 MHz;Duty Cycle: 1:1
Medium: Air Medium parameters used: $\sigma = 0$ S/m, $\varepsilon_r = 1$; $\rho = 0$ kg/m^3
Ambient Temperature：23.2 ℃

DASY5 Configuration
- Probe: AM1DV3 - 3130; ; Calibrated: 2015/11/10
- Sensor-Surface: 0mm (Fix Surface)
- Electronics: DAE4 Sn1399; Calibrated: 2015/11/23
- Phantom: HAC Test Arch with AMCC; Type: SD HAC P01 BA;
- Measurement SW: DASY52, Version 52.8 (7); SEMCAD X Version 14.6.10 (7164)

General Scans/z (axial) 4.2mm 50 x 50/ABM SNR(x,y,z) (13x13x1): Measurement grid: dx=10mm, dy=10mm
ABM1/ABM2 = 40.66 dB
ABM1 comp = 3.33 dBA/m
Location: 0, 4.2, 3.7 mm

0 dB = 1.000 A/m = 0.00 dBA/m

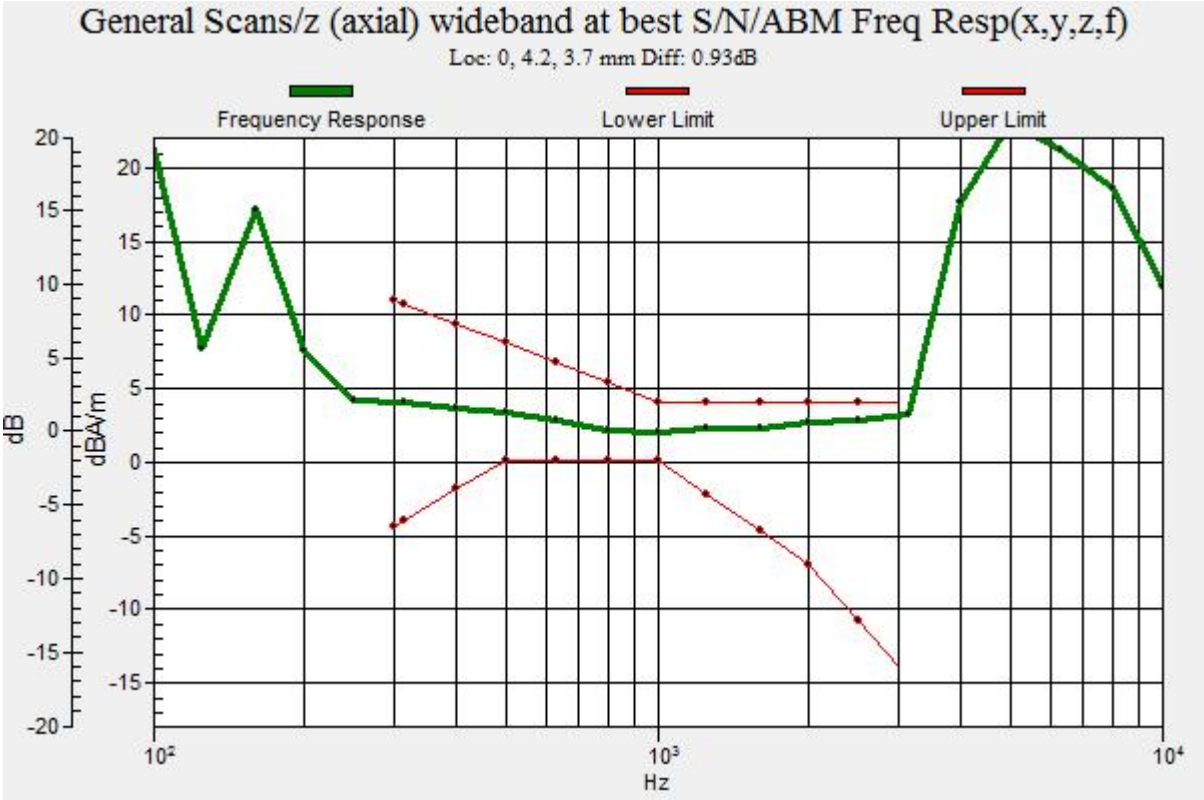
General Scans/z (axial) wideband at best S/N/ABM Freq Resp(x,y,z,f)
Loc: 0, 4.2, 3.7 mm Diff: 0.93dB
Frequency Response
Lower Limit
Upper Limit
dB
dBA/m
Hz

#10_HAC_T-Coil_WCDMA V_Voice (speech codec low)_Ch4182_Battery 2_Transversal (Y)

Communication System: WCDMA; Frequency: 836.4 MHz;Duty Cycle: 1:1
Medium: Air Medium parameters used: $\sigma = 0$ S/m, $\varepsilon_r = 1$; $\rho = 0$ kg/m^3
Ambient Temperature：23.2 ℃

DASY5 Configuration
- Probe: AM1DV3 - 3130; ; Calibrated: 2015/11/10
- Sensor-Surface: 0mm (Fix Surface)
- Electronics: DAE4 Sn1399; Calibrated: 2015/11/23
- Phantom: HAC Test Arch with AMCC; Type: SD HAC P01 BA;
- Measurement SW: DASY52, Version 52.8 (7); SEMCAD X Version 14.6.10 (7164)

General Scans/y (transversal) 4.2mm 50 x 50/ABM SNR(x,y,z) (13x13x1): Measurement grid: dx=10mm, dy=10mm
ABM1/ABM2 = 39.11 dB
ABM1 comp = -3.04 dBA/m
Location: 4.2, -4.2, 3.7 mm

0 dB = 1.000 A/m = 0.00 dBA/m

#11_HAC_T-Coil_CDMA BC0_RC1+SO3 Voice codec_8K Enhanced low_Ch384_Axial (Z)

Communication System: CDMA ; Frequency: 836.52 MHz;Duty Cycle: 1:8.3
Medium: Air Medium parameters used: $\sigma = 0$ S/m, $\varepsilon_r = 1$; $\rho = 0$ kg/m^3
Ambient Temperature：23.2 ℃

DASY5 Configuration
- Probe: AM1DV3 - 3130; ; Calibrated: 2015/11/10
- Sensor-Surface: 0mm (Fix Surface)
- Electronics: DAE4 Sn1399; Calibrated: 2015/11/23
- Phantom: HAC Test Arch with AMCC; Type: SD HAC P01 BA;
- Measurement SW: DASY52, Version 52.8 (7); SEMCAD X Version 14.6.10 (7164)

General Scans/z (axial) 4.2mm 50 x 50/ABM SNR(x,y,z) (13x13x1): Measurement grid: dx=10mm, dy=10mm
ABM1/ABM2 = 47.80 dB
ABM1 comp = 0.47 dBA/m
Location: 0, 8.3, 3.7 mm

0 dB = 1.000 A/m = 0.00 dBA/m

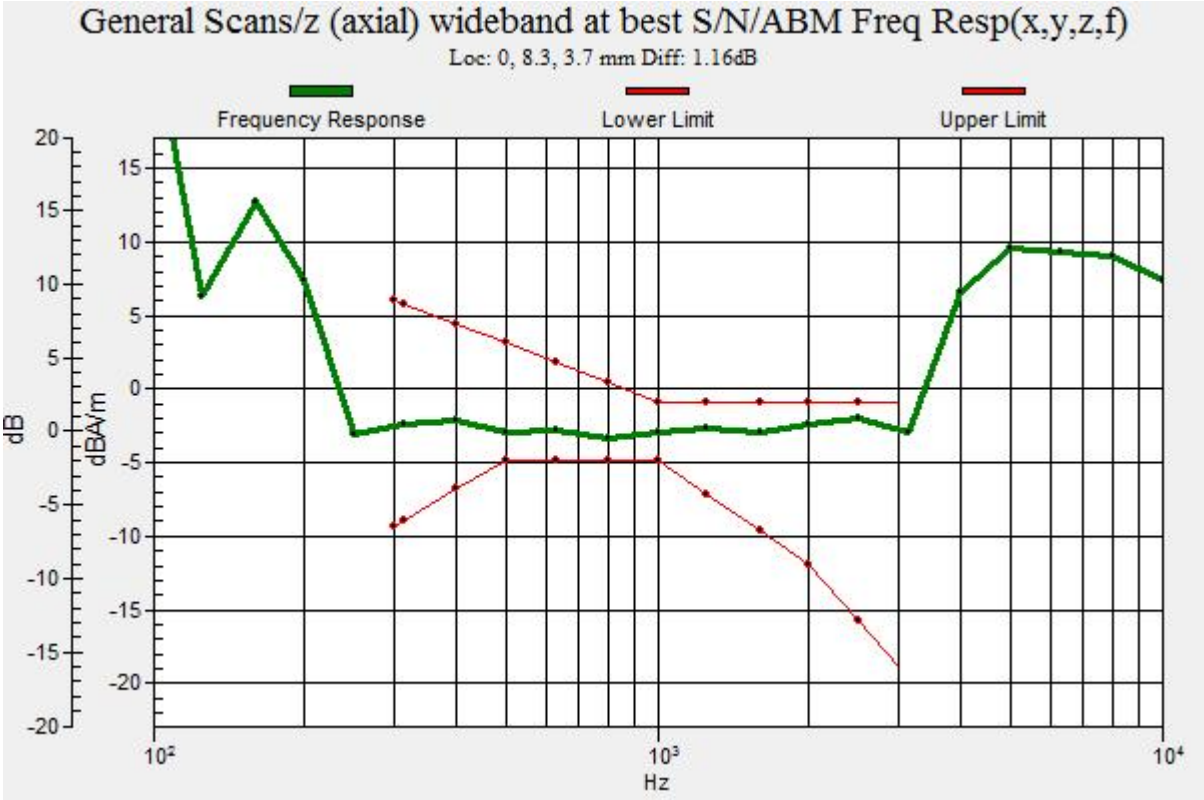
General Scans/z (axial) wideband at best S/N/ABM Freq Resp(x,y,z,f)
Loc: 0, 8.3, 3.7 mm Diff: 1.16dB
Frequency Response
Lower Limit
Upper Limit
dB
dBA/m
Hz

#11_HAC_T-Coil_CDMA BC0_RC1+SO3 Voice codec_8K Enhanced low_Ch384_Transversal (Y)

Communication System: CDMA ; Frequency: 836.52 MHz;Duty Cycle: 1:8.3
Medium: Air Medium parameters used: $\sigma = 0$ S/m, $\varepsilon_r = 1$; $\rho = 0$ kg/m^3
Ambient Temperature：23.2 ℃

DASY5 Configuration
- Probe: AM1DV3 - 3130; ; Calibrated: 2015/11/10
- Sensor-Surface: 0mm (Fix Surface)
- Electronics: DAE4 Sn1399; Calibrated: 2015/11/23
- Phantom: HAC Test Arch with AMCC; Type: SD HAC P01 BA;
- Measurement SW: DASY52, Version 52.8 (7); SEMCAD X Version 14.6.10 (7164)

General Scans/y (transversal) 4.2mm 50 x 50/ABM SNR(x,y,z) (13x13x1): Measurement grid: dx=10mm, dy=10mm
ABM1/ABM2 = 38.13 dB
ABM1 comp = -9.94 dBA/m
Location: 0, -12.5, 3.7 mm

0 dB = 1.000 A/m = 0.00 dBA/m

#12_HAC_T-Coil_CDMA BC0_RC1+SO3 Voice codec_8K Enhanced low_Ch384_Battery 2_Axial (Z)

Communication System: CDMA ; Frequency: 836.52 MHz;Duty Cycle: 1:8.3
Medium: Air Medium parameters used: $\sigma = 0$ S/m, $\varepsilon_r = 1$; $\rho = 0$ kg/m^3
Ambient Temperature：23.2 ℃

DASY5 Configuration
- Probe: AM1DV3 - 3130; ; Calibrated: 2015/11/10
- Sensor-Surface: 0mm (Fix Surface)
- Electronics: DAE4 Sn1399; Calibrated: 2015/11/23
- Phantom: HAC Test Arch with AMCC; Type: SD HAC P01 BA;
- Measurement SW: DASY52, Version 52.8 (7); SEMCAD X Version 14.6.10 (7164)

General Scans/z (axial) 4.2mm 50 x 50/ABM SNR(x,y,z) (13x13x1): Measurement grid: dx=10mm, dy=10mm
ABM1/ABM2 = 44.62 dB
ABM1 comp = -0.20 dBA/m
Location: 0, 4.2, 3.7 mm

0 dB = 1.000 A/m = 0.00 dBA/m

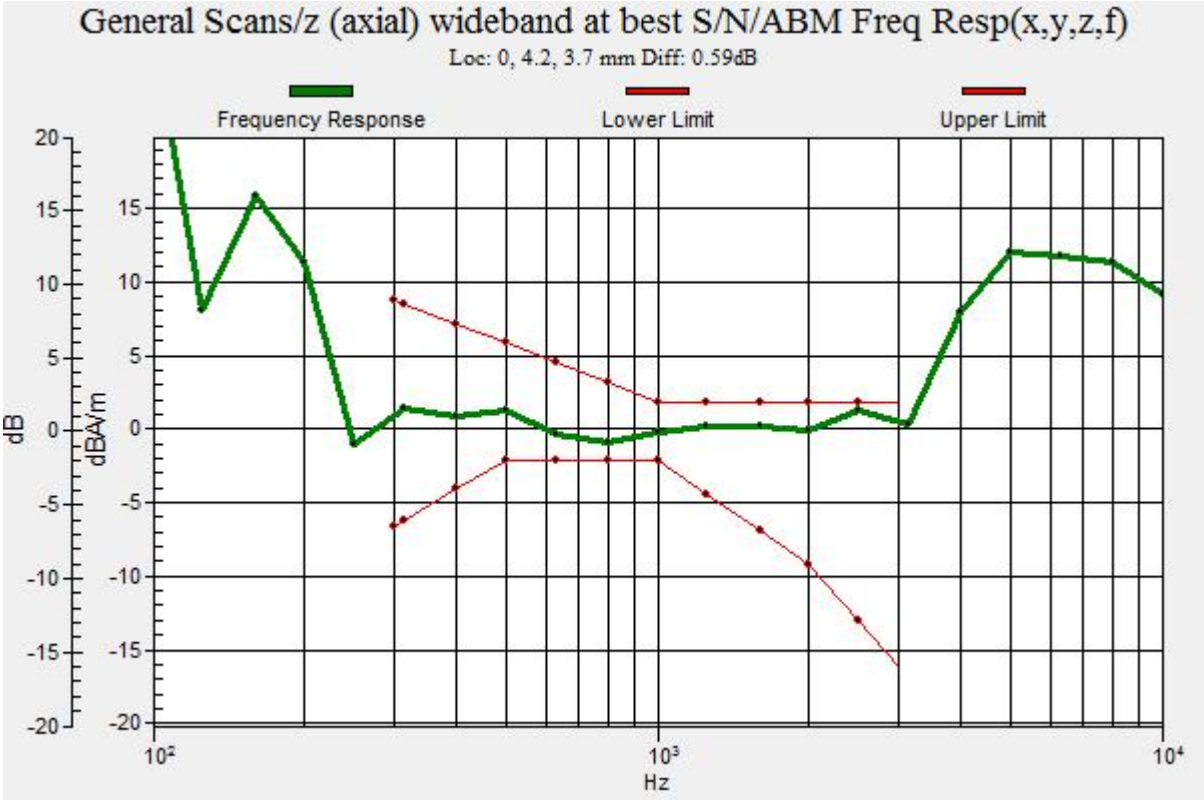
General Scans/z (axial) wideband at best S/N/ABM Freq Resp(x,y,z,f)
Loc: 0, 4.2, 3.7 mm Diff: 0.59dB
Frequency Response
Lower Limit
Upper Limit
dB
dBA/m
20
15
10
5
0
-5
-10
-15
-20
10^2
10^3
10^4
Hz

#12_HAC_T-Coil_CDMA BC0_RC1+SO3 Voice codec_8K Enhanced low_Ch384_Battery 2_Transversal (Y)

Communication System: CDMA ; Frequency: 836.52 MHz;Duty Cycle: 1:8.3
Medium: Air Medium parameters used: $\sigma = 0$ S/m, $\varepsilon_r = 1$; $\rho = 0$ kg/m^3
Ambient Temperature：23.2 ℃

DASY5 Configuration
- Probe: AM1DV3 - 3130; ; Calibrated: 2015/11/10
- Sensor-Surface: 0mm (Fix Surface)
- Electronics: DAE4 Sn1399; Calibrated: 2015/11/23
- Phantom: HAC Test Arch with AMCC; Type: SD HAC P01 BA;
- Measurement SW: DASY52, Version 52.8 (7); SEMCAD X Version 14.6.10 (7164)

General Scans/y (transversal) 4.2mm 50 x 50/ABM SNR(x,y,z) (13x13x1): Measurement grid: dx=10mm, dy=10mm
ABM1/ABM2 = 36.79 dB
ABM1 comp = -9.16 dBA/m
Location: 0, -8.3, 3.7 mm

0 dB = 1.000 A/m = 0.00 dBA/m

#13_HAC_T-Coil_CDMA BC1_RC1+SO3 Voice codec_8K Enhanced low_Ch600_Axial (Z)

Communication System: CDMA ; Frequency: 1880 MHz;Duty Cycle: 1:8.3
Medium: Air Medium parameters used: $\sigma = 0$ S/m, $\varepsilon_r = 1$; $\rho = 0$ kg/m^3
Ambient Temperature：23.2 ℃

DASY5 Configuration
- Probe: AM1DV3 - 3130; ; Calibrated: 2015/11/10
- Sensor-Surface: 0mm (Fix Surface)
- Electronics: DAE4 Sn1399; Calibrated: 2015/11/23
- Phantom: HAC Test Arch with AMCC; Type: SD HAC P01 BA;
- Measurement SW: DASY52, Version 52.8 (7); SEMCAD X Version 14.6.10 (7164)

General Scans/z (axial) 4.2mm 50 x 50/ABM SNR(x,y,z) (13x13x1): Measurement grid: dx=10mm, dy=10mm
ABM1/ABM2 = 43.58 dB
ABM1 comp = -2.78 dBA/m
Location: 0, 4.2, 3.7 mm

0 dB = 1.000 A/m = 0.00 dBA/m

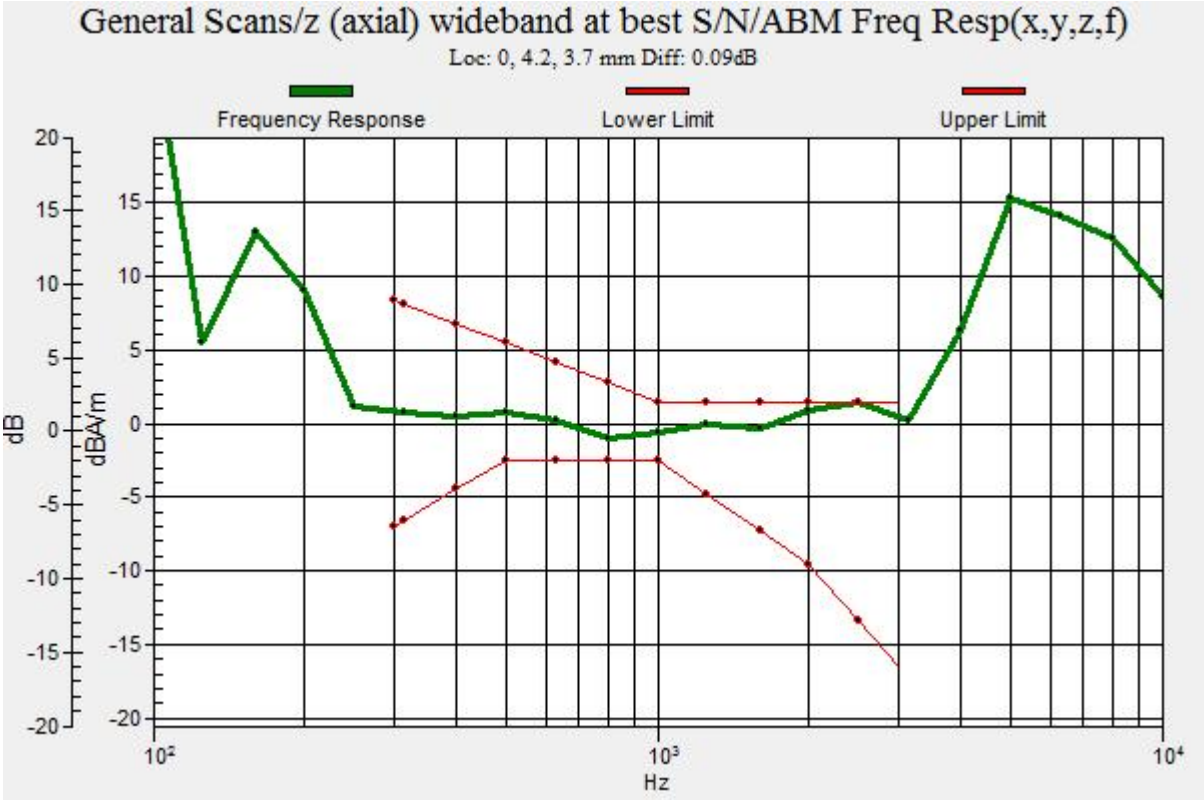
General Scans/z (axial) wideband at best S/N/ABM Freq Resp(x,y,z,f)
Loc: 0, 4.2, 3.7 mm Diff: 0.09dB
Frequency Response
Lower Limit
Upper Limit
dB
dBA/m
Hz

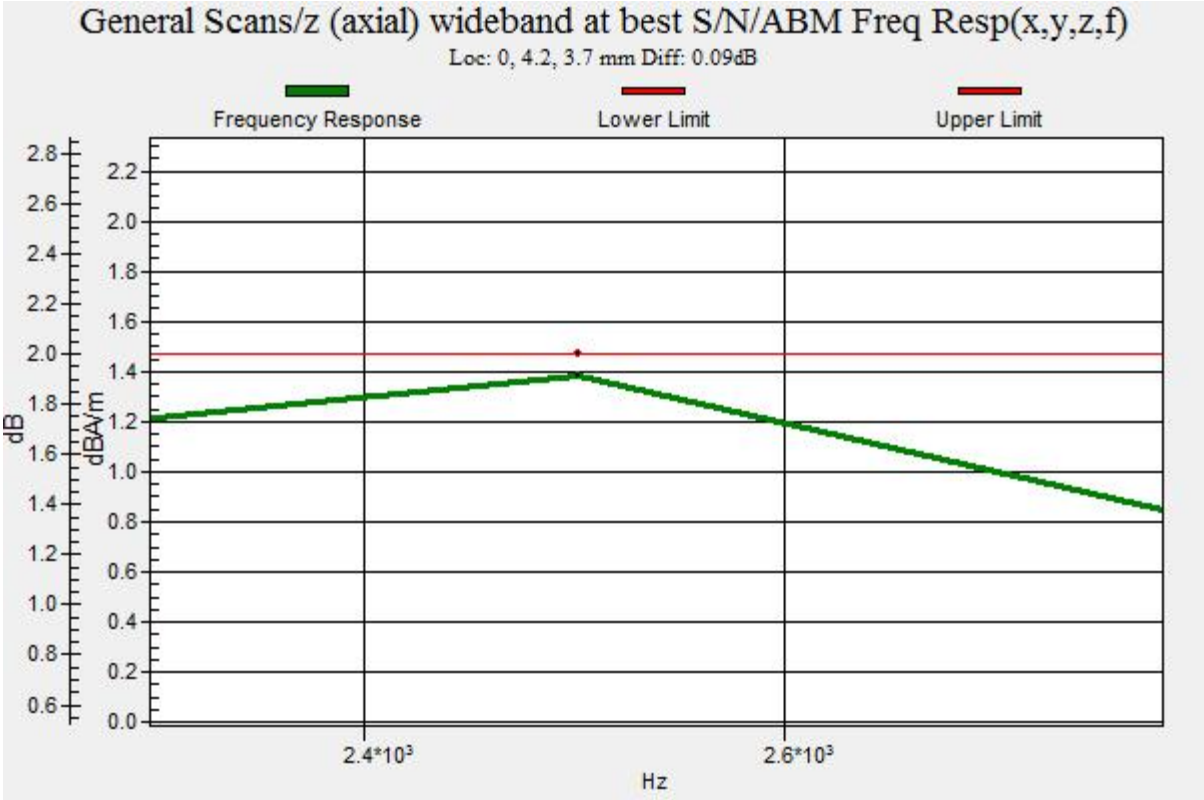
General Scans/z (axial) wideband at best S/N/ABM Freq Resp(x,y,z,f)
Loc: 0, 4.2, 3.7 mm Diff: 0.09dB
Frequency Response
Lower Limit
Upper Limit
dB
dBA/m
Hz

#13_HAC_T-Coil_CDMA BC1_RC1+SO3 Voice codec_8K Enhanced low_Ch600_Transversal (Y)

Communication System: CDMA ; Frequency: 1880 MHz;Duty Cycle: 1:8.3
Medium: Air Medium parameters used: $\sigma = 0$ S/m, $\varepsilon_r = 1$; $\rho = 0$ kg/m^3
Ambient Temperature：23.2 ℃

DASY5 Configuration
- Probe: AM1DV3 - 3130; ; Calibrated: 2015/11/10
- Sensor-Surface: 0mm (Fix Surface)
- Electronics: DAE4 Sn1399; Calibrated: 2015/11/23
- Phantom: HAC Test Arch with AMCC; Type: SD HAC P01 BA;
- Measurement SW: DASY52, Version 52.8 (7); SEMCAD X Version 14.6.10 (7164)

General Scans/y (transversal) 4.2mm 50 x 50/ABM SNR(x,y,z) (13x13x1): Measurement grid: dx=10mm, dy=10mm
ABM1/ABM2 = 36.04 dB
ABM1 comp = -10.66 dBA/m
Location: 0, -12.5, 3.7 mm

0 dB = 1.000 A/m = 0.00 dBA/m

#14_HAC_T-Coil_CDMA BC1_RC1+SO3 Voice codec_8K Enhanced low_Ch600_Battery 2_Axial (Z)

Communication System: CDMA ; Frequency: 1880 MHz;Duty Cycle: 1:8.3
Medium: Air Medium parameters used: $\sigma = 0$ S/m, $\varepsilon_r = 1$; $\rho = 0$ kg/m^3
Ambient Temperature：23.2 ℃

DASY5 Configuration
- Probe: AM1DV3 - 3130; ; Calibrated: 2015/11/10
- Sensor-Surface: 0mm (Fix Surface)
- Electronics: DAE4 Sn1399; Calibrated: 2015/11/23
- Phantom: HAC Test Arch with AMCC; Type: SD HAC P01 BA;
- Measurement SW: DASY52, Version 52.8 (7); SEMCAD X Version 14.6.10 (7164)

General Scans/z (axial) 4.2mm 50 x 50/ABM SNR(x,y,z) (13x13x1): Measurement grid: dx=10mm, dy=10mm
ABM1/ABM2 = 41.95 dB
ABM1 comp = -2.74 dBA/m
Location: 0, 4.2, 3.7 mm

0 dB = 1.000 A/m = 0.00 dBA/m

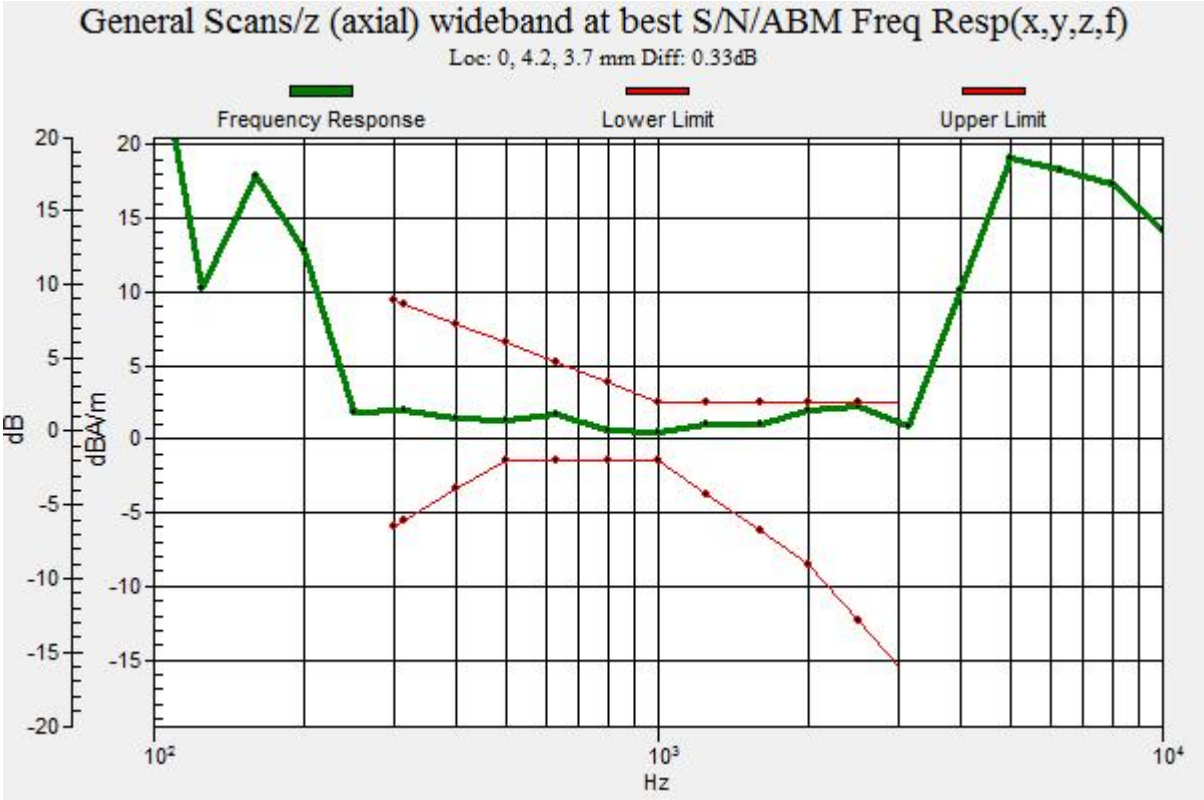
General Scans/z (axial) wideband at best S/N/ABM Freq Resp(x,y,z,f)
Loc: 0, 4.2, 3.7 mm Diff: 0.33dB
Frequency Response
Lower Limit
Upper Limit
dB
dBA/m
Hz

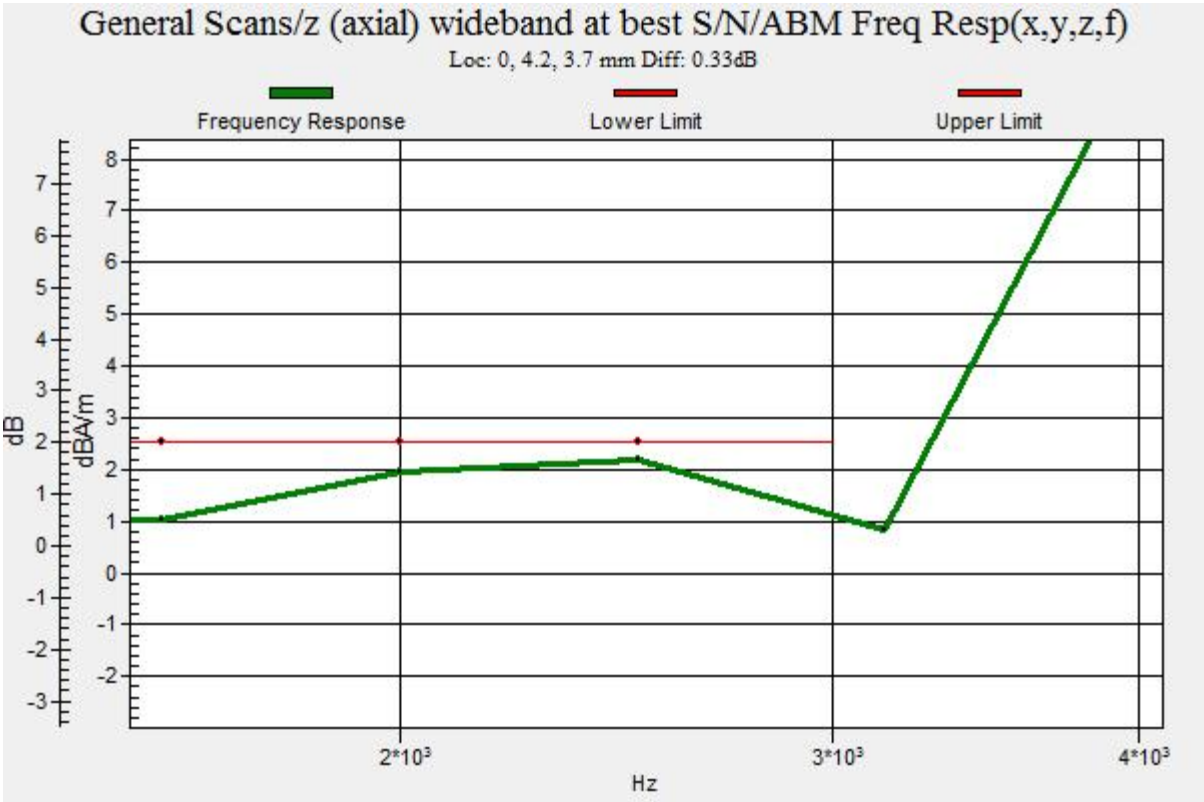
General Scans/z (axial) wideband at best S/N/ABM Freq Resp(x,y,z,f)
Loc: 0, 4.2, 3.7 mm Diff: 0.33dB
Frequency Response
Lower Limit
Upper Limit
dB
dBA/m
Hz

#14_HAC_T-Coil_CDMA BC1_RC1+SO3 Voice codec_8K Enhanced low_Ch600_Battery 2_Transversal (Y)

Communication System: CDMA ; Frequency: 1880 MHz;Duty Cycle: 1:8.3
Medium: Air Medium parameters used: $\sigma = 0$ S/m, $\varepsilon_r = 1$; $\rho = 0$ kg/m^3
Ambient Temperature：23.2 ℃

DASY5 Configuration
- Probe: AM1DV3 - 3130; ; Calibrated: 2015/11/10
- Sensor-Surface: 0mm (Fix Surface)
- Electronics: DAE4 Sn1399; Calibrated: 2015/11/23
- Phantom: HAC Test Arch with AMCC; Type: SD HAC P01 BA;
- Measurement SW: DASY52, Version 52.8 (7); SEMCAD X Version 14.6.10 (7164)

General Scans/y (transversal) 4.2mm 50 x 50/ABM SNR(x,y,z) (13x13x1): Measurement grid: dx=10mm, dy=10mm
ABM1/ABM2 = 37.67 dB
ABM1 comp = -10.35 dBA/m
Location: 0, -12.5, 3.7 mm

0 dB = 1.000 A/m = 0.00 dBA/m

#15_HAC_T-Coil_CDMA BC10_RC1+SO3 Voice codec_8K Enhanced low_Ch580_Axial (Z)

Communication System: CDMA ; Frequency: 820.5 MHz;Duty Cycle: 1:8.3
Medium: Air Medium parameters used: $\sigma = 0$ S/m, $\varepsilon_r = 1$; $\rho = 0$ kg/m^3
Ambient Temperature：23.2 ℃

DASY5 Configuration
- Probe: AM1DV3 - 3130; ; Calibrated: 2015/11/10
- Sensor-Surface: 0mm (Fix Surface)
- Electronics: DAE4 Sn1399; Calibrated: 2015/11/23
- Phantom: HAC Test Arch with AMCC; Type: SD HAC P01 BA;
- Measurement SW: DASY52, Version 52.8 (7); SEMCAD X Version 14.6.10 (7164)

General Scans/z (axial) 4.2mm 50 x 50/ABM SNR(x,y,z) (13x13x1): Measurement grid: dx=10mm, dy=10mm
ABM1/ABM2 = 44.38 dB
ABM1 comp = -2.65 dBA/m
Location: 0, 4.2, 3.7 mm

0 dB = 1.000 A/m = 0.00 dBA/m

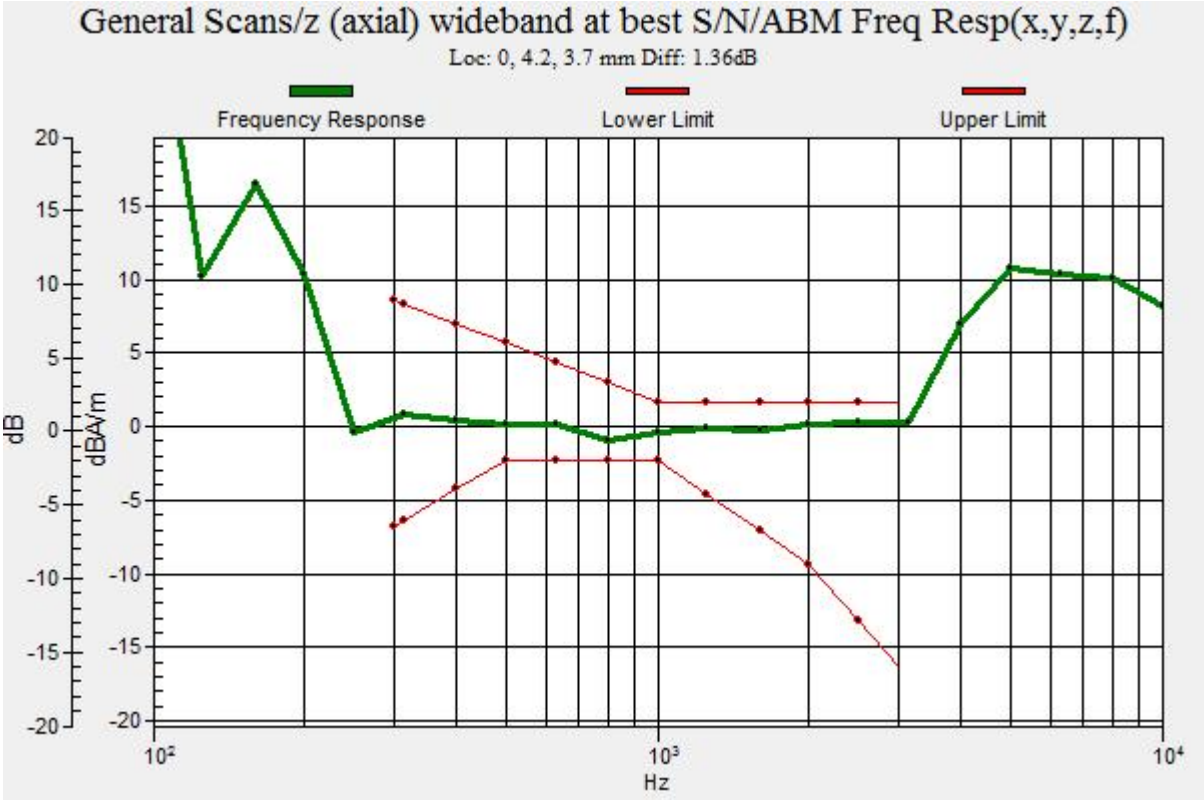
General Scans/z (axial) wideband at best S/N/ABM Freq Resp(x,y,z,f)
Loc: 0, 4.2, 3.7 mm Diff: 1.36dB
Frequency Response
Lower Limit
Upper Limit
dB
dBA/m
Hz

#15_HAC_T-Coil_CDMA BC10_RC1+SO3 Voice codec_8K Enhanced low_Ch580_Transversal (Y)

Communication System: CDMA ; Frequency: 820.5 MHz;Duty Cycle: 1:8.3
Medium: Air Medium parameters used: $\sigma = 0$ S/m, $\varepsilon_r = 1$; $\rho = 0$ kg/m^3
Ambient Temperature：23.2 ℃

DASY5 Configuration
- Probe: AM1DV3 - 3130; ; Calibrated: 2015/11/10
- Sensor-Surface: 0mm (Fix Surface)
- Electronics: DAE4 Sn1399; Calibrated: 2015/11/23
- Phantom: HAC Test Arch with AMCC; Type: SD HAC P01 BA;
- Measurement SW: DASY52, Version 52.8 (7); SEMCAD X Version 14.6.10 (7164)

General Scans/y (transversal) 4.2mm 50 x 50/ABM SNR(x,y,z) (13x13x1): Measurement grid: dx=10mm, dy=10mm
ABM1/ABM2 = 35.64 dB
ABM1 comp = -8.72 dBA/m
Location: 0, -8.3, 3.7 mm

0 dB = 1.000 A/m = 0.00 dBA/m

#16_HAC_T-Coil_CDMA BC10_RC1+SO3 Voice codec_8K Enhanced low_Ch580_Battery 2_Axial (Z)

Communication System: CDMA; Frequency: 820.5 MHz;Duty Cycle: 1:8.3
Medium: Air Medium parameters used: $\sigma = 0$ S/m, $\varepsilon_r = 1$; $\rho = 0$ kg/m^3
Ambient Temperature：23.2 ℃

DASY5 Configuration
- Probe: AM1DV3 - 3130; ; Calibrated: 2015/11/10
- Sensor-Surface: 0mm (Fix Surface)
- Electronics: DAE4 Sn1399; Calibrated: 2015/11/23
- Phantom: HAC Test Arch with AMCC; Type: SD HAC P01 BA;
- Measurement SW: DASY52, Version 52.8 (7); SEMCAD X Version 14.6.10 (7164)

General Scans/z (axial) 4.2mm 50 x 50/ABM SNR(x,y,z) (13x13x1): Measurement grid: dx=10mm, dy=10mm
ABM1/ABM2 = 44.73 dB
ABM1 comp = -0.02 dBA/m
Location: 0, 4.2, 3.7 mm

0 dB = 1.000 A/m = 0.00 dBA/m

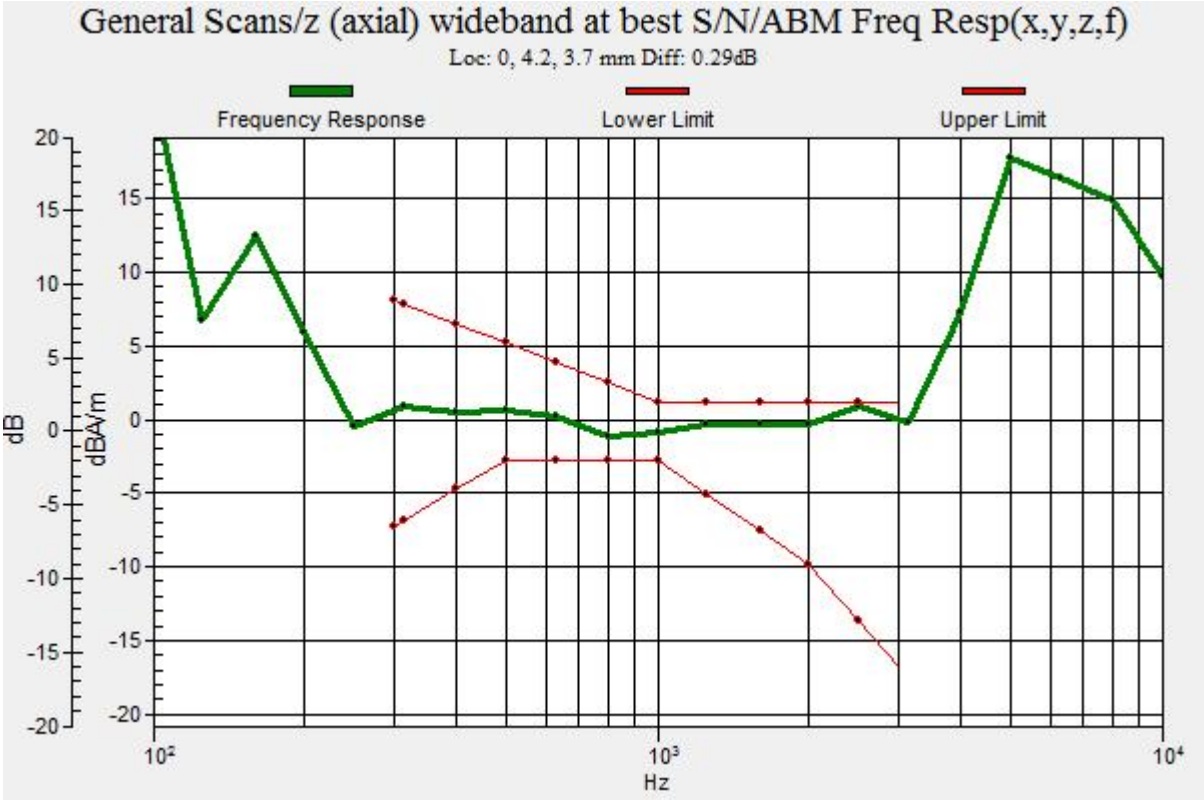
General Scans/z (axial) wideband at best S/N/ABM Freq Resp(x,y,z,f)
Loc: 0, 4.2, 3.7 mm Diff: 0.29dB
Frequency Response
Lower Limit
Upper Limit
dB
dBA/m
Hz

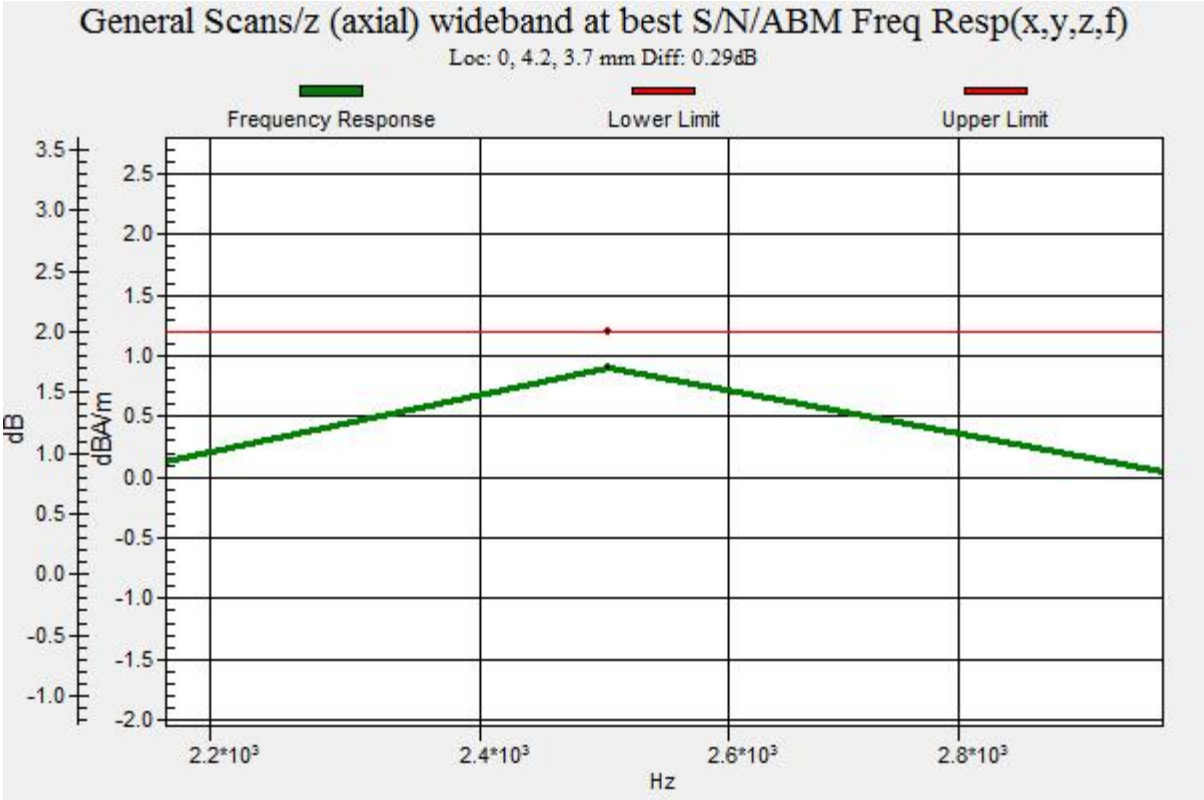
General Scans/z (axial) wideband at best S/N/ABM Freq Resp(x,y,z,f)
Loc: 0, 4.2, 3.7 mm Diff: 0.29dB
Frequency Response
Lower Limit
Upper Limit
dB
dBA/m
Hz

#16_HAC_T-Coil_CDMA BC10_RC1+SO3 Voice codec_8K Enhanced low_Ch580_Battery 2_Transversal (Y)

Communication System: CDMA ; Frequency: 820.5 MHz;Duty Cycle: 1:8.3
Medium: Air Medium parameters used: $\sigma = 0$ S/m, $\varepsilon_r = 1$; $\rho = 0$ kg/m^3
Ambient Temperature：23.2 ℃

DASY5 Configuration
- Probe: AM1DV3 - 3130; ; Calibrated: 2015/11/10
- Sensor-Surface: 0mm (Fix Surface)
- Electronics: DAE4 Sn1399; Calibrated: 2015/11/23
- Phantom: HAC Test Arch with AMCC; Type: SD HAC P01 BA;
- Measurement SW: DASY52, Version 52.8 (7); SEMCAD X Version 14.6.10 (7164)

General Scans/y (transversal) 4.2mm 50 x 50/ABM SNR(x,y,z) (13x13x1): Measurement grid: dx=10mm, dy=10mm
ABM1/ABM2 = 38.31 dB
ABM1 comp = -9.20 dBA/m
Location: 0, -12.5, 3.7 mm

0 dB = 1.000 A/m = 0.00 dBA/m

#17_HAC_T-Coil_LTE Band 2_20M_QPSK_1RB_0offset_NB AMR 4.75Kbps_Ch18900_Axial (Z)

Communication System: LTE ; Frequency: 1880 MHz;Duty Cycle: 1:1
Medium: Air Medium parameters used: $\sigma = 0$ S/m, $\varepsilon_r = 1$; $\rho = 0$ kg/m^3
Ambient Temperature：23.2 ℃

DASY5 Configuration
- Probe: AM1DV3 - 3130; ; Calibrated: 2015/11/10
- Sensor-Surface: 0mm (Fix Surface)
- Electronics: DAE4 Sn1399; Calibrated: 2015/11/23
- Phantom: HAC Test Arch with AMCC; Type: SD HAC P01 BA;
- Measurement SW: DASY52, Version 52.8 (7); SEMCAD X Version 14.6.10 (7164)

General Scans/z (axial) 4.2mm 50 x 50/ABM SNR(x,y,z) (13x13x1): Measurement grid: dx=10mm, dy=10mm
ABM1/ABM2 = 36.45 dB
ABM1 comp = 3.57 dBA/m
Location: 0, 0, 3.7 mm

0 dB = 1.000 A/m = 0.00 dBA/m

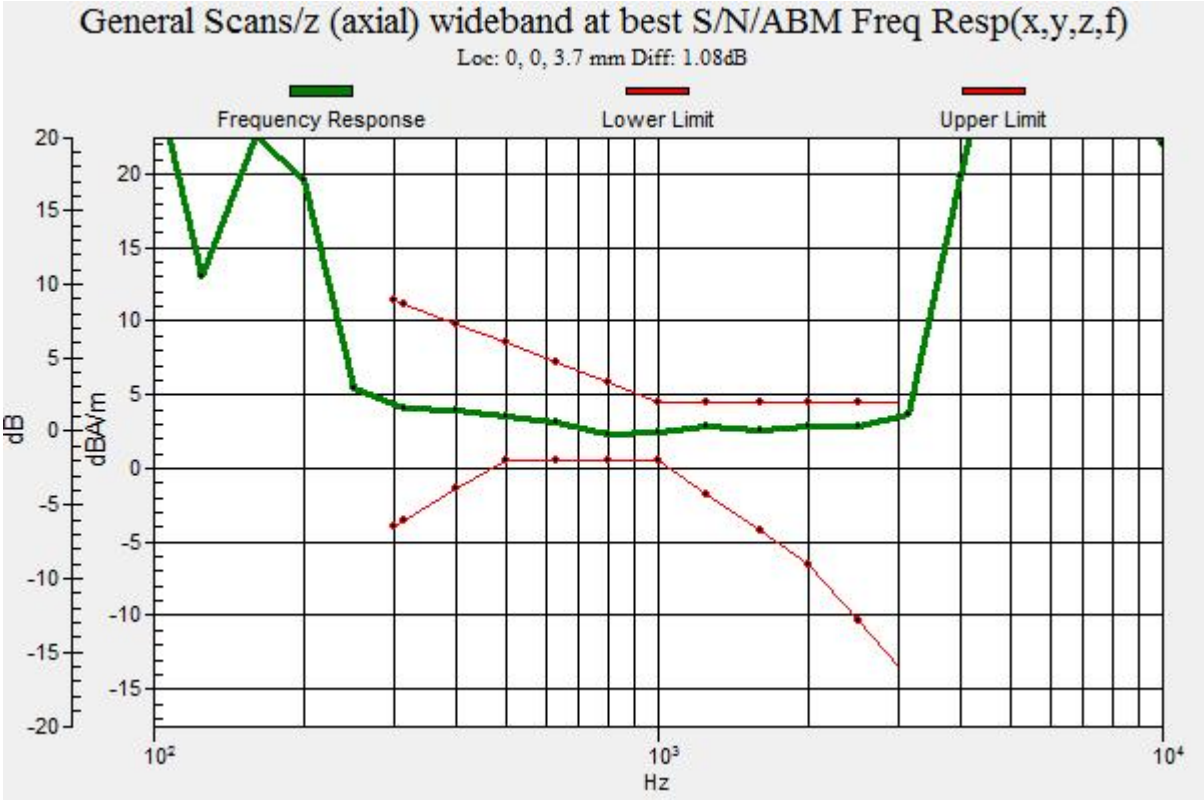
General Scans/z (axial) wideband at best S/N/ABM Freq Resp(x,y,z,f)
Loc: 0, 0, 3.7 mm Diff: 1.08dB
Frequency Response
Lower Limit
Upper Limit
dB
dBA/m
Hz

#17_HAC_T-Coil_LTE Band 2_20M_QPSK_1RB_0offset_NB AMR 4.75Kbps_Ch18900_Transversal (Y)

Communication System: LTE ; Frequency: 1880 MHz;Duty Cycle: 1:1
Medium: Air Medium parameters used: $\sigma = 0$ S/m, $\varepsilon_r = 1$; $\rho = 0$ kg/m^3
Ambient Temperature：23.2 ℃

DASY5 Configuration
- Probe: AM1DV3 - 3130; ; Calibrated: 2015/11/10
- Sensor-Surface: 0mm (Fix Surface)
- Electronics: DAE4 Sn1399; Calibrated: 2015/11/23
- Phantom: HAC Test Arch with AMCC; Type: SD HAC P01 BA;
- Measurement SW: DASY52, Version 52.8 (7); SEMCAD X Version 14.6.10 (7164)

General Scans/y (transversal) 4.2mm 50 x 50/ABM SNR(x,y,z) (13x13x1): Measurement grid: dx=10mm, dy=10mm
ABM1/ABM2 = 35.69 dB
ABM1 comp = -4.08 dBA/m
Location: 0, 12.5, 3.7 mm



0 dB = 1.000 A/m = 0.00 dBA/m

#18_HAC_T-Coil_LTE Band 2_20M_QPSK_1RB_0offset_NB AMR 4.75Kbps_Ch18900_Battery 2_Axial (Z)

Communication System: LTE; Frequency: 1880 MHz;Duty Cycle: 1:1
Medium: Air Medium parameters used: $\sigma = 0$ S/m, $\varepsilon_r = 1$; $\rho = 0$ kg/m^3
Ambient Temperature：23.2 ℃

DASY5 Configuration
- Probe: AM1DV3 - 3130; ; Calibrated: 2015/11/10
- Sensor-Surface: 0mm (Fix Surface)
- Electronics: DAE4 Sn1399; Calibrated: 2015/11/23
- Phantom: HAC Test Arch with AMCC; Type: SD HAC P01 BA;
- Measurement SW: DASY52, Version 52.8 (7); SEMCAD X Version 14.6.10 (7164)

General Scans/z (axial) 4.2mm 50 x 50/ABM SNR(x,y,z) (13x13x1): Measurement grid: dx=10mm, dy=10mm
ABM1/ABM2 = 34.83 dB
ABM1 comp = 3.80 dBA/m
Location: 0, 4.2, 3.7 mm



0 dB = 1.000 A/m = 0.00 dBA/m

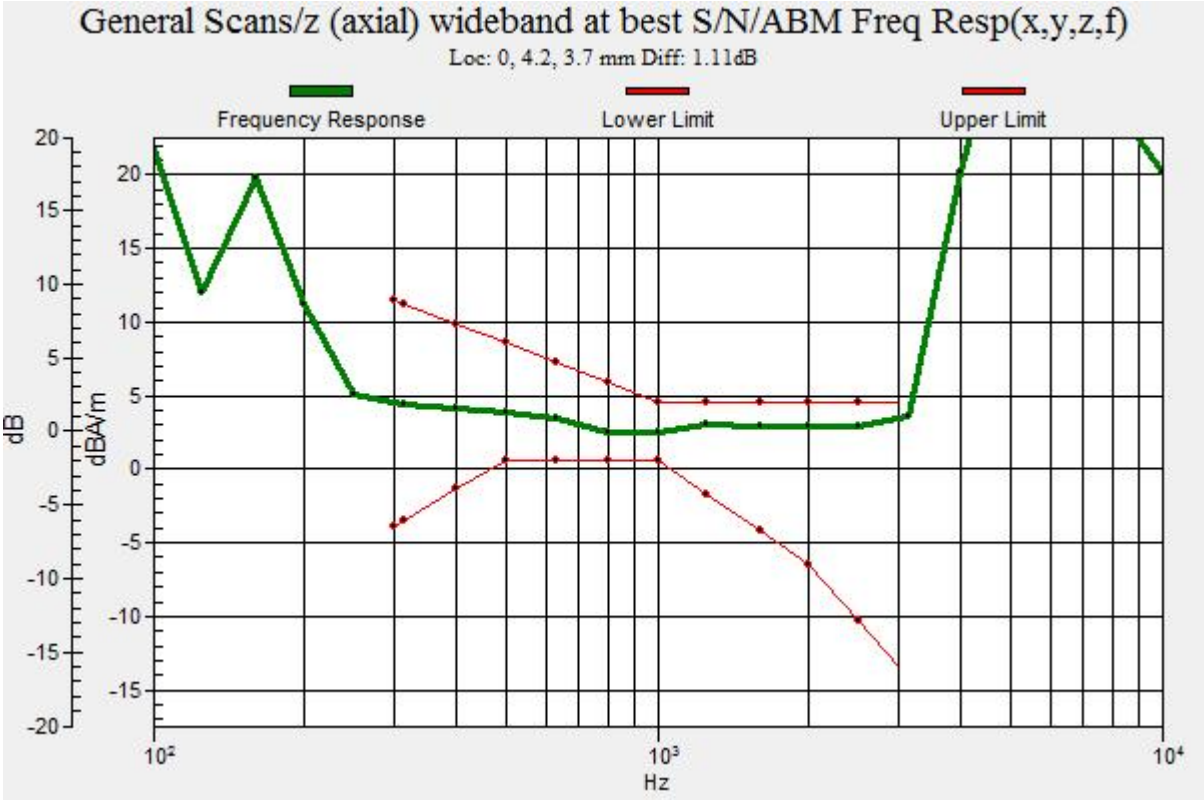
General Scans/z (axial) wideband at best S/N/ABM Freq Resp(x,y,z,f)
Loc: 0, 4.2, 3.7 mm Diff: 1.11dB
Frequency Response
Lower Limit
Upper Limit
dB
dBA/m
Hz

#18_HAC_T-Coil_LTE Band 2_20M_QPSK_1RB_0offset_NB AMR 4.75Kbps_Ch18900_Battery 2_Transversal (Y)

Communication System: LTE; Frequency: 1880 MHz;Duty Cycle: 1:1
Medium: Air Medium parameters used: $\sigma = 0$ S/m, $\varepsilon_r = 1$; $\rho = 0$ kg/m^3
Ambient Temperature：23.2 ℃

DASY5 Configuration
- Probe: AM1DV3 - 3130; ; Calibrated: 2015/11/10
- Sensor-Surface: 0mm (Fix Surface)
- Electronics: DAE4 Sn1399; Calibrated: 2015/11/23
- Phantom: HAC Test Arch with AMCC; Type: SD HAC P01 BA;
- Measurement SW: DASY52, Version 52.8 (7); SEMCAD X Version 14.6.10 (7164)

General Scans/y (transversal) 4.2mm 50 x 50/ABM SNR(x,y,z) (13x13x1): Measurement grid: dx=10mm, dy=10mm
ABM1/ABM2 = 33.86 dB
ABM1 comp = -3.76 dBA/m
Location: 0, 12.5, 3.7 mm

0 dB = 1.000 A/m = 0.00 dBA/m

#19_HAC_T-Coil_LTE Band 4_20M_QPSK_1RB_0offset_NB AMR 4.75Kbps_Ch20175_Axial (Z)

Communication System: LTE ; Frequency: 1732.5 MHz;Duty Cycle: 1:1
Medium: Air Medium parameters used: $\sigma = 0$ S/m, $\varepsilon_r = 1$; $\rho = 0$ kg/m^3
Ambient Temperature：23.2 ℃

DASY5 Configuration
- Probe: AM1DV3 - 3130; ; Calibrated: 2015/11/10
- Sensor-Surface: 0mm (Fix Surface)
- Electronics: DAE4 Sn1399; Calibrated: 2015/11/23
- Phantom: HAC Test Arch with AMCC; Type: SD HAC P01 BA;
- Measurement SW: DASY52, Version 52.8 (7); SEMCAD X Version 14.6.10 (7164)

General Scans/z (axial) 4.2mm 50 x 50/ABM SNR(x,y,z) (13x13x1): Measurement grid: dx=10mm, dy=10mm
ABM1/ABM2 = 36.71 dB
ABM1 comp = 3.28 dBA/m
Location: 0, 4.2, 3.7 mm

0 dB = 1.000 A/m = 0.00 dBA/m

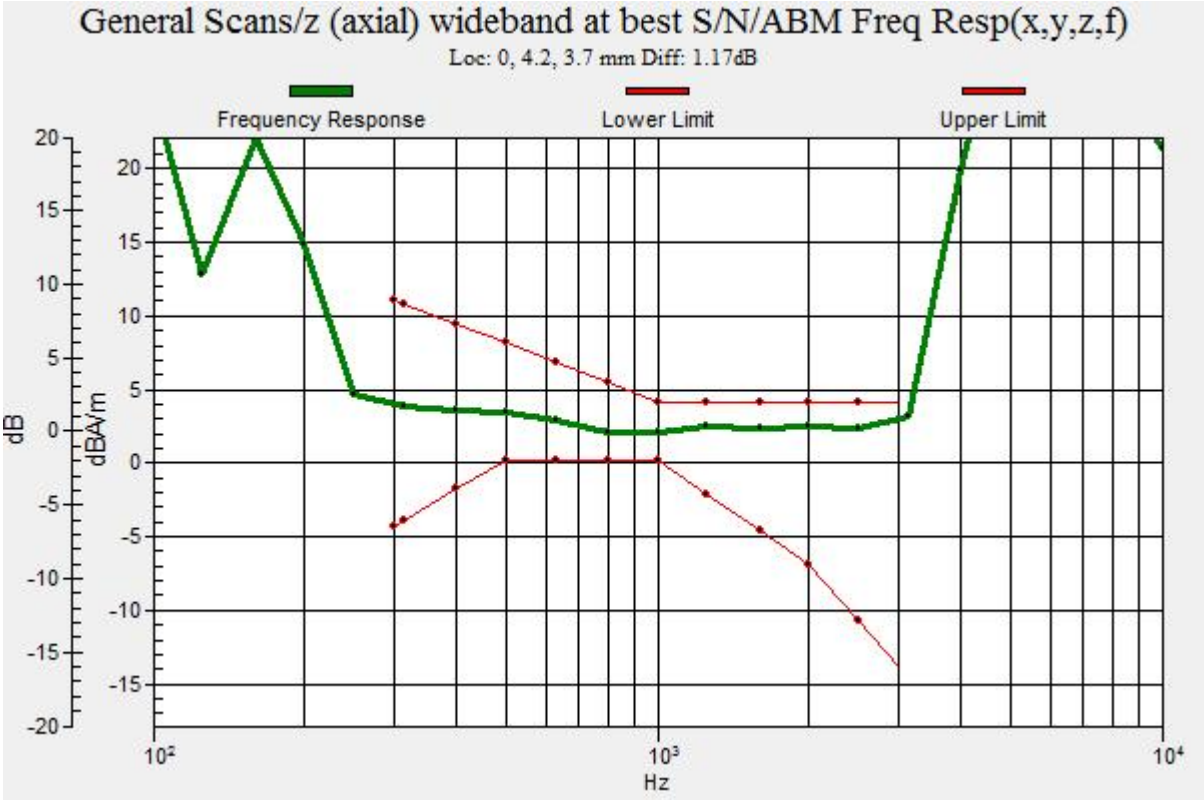
General Scans/z (axial) wideband at best S/N/ABM Freq Resp(x,y,z,f)
Loc: 0, 4.2, 3.7 mm Diff: 1.17dB
Frequency Response
Lower Limit
Upper Limit
dB
dBA/m
Hz

#19_HAC_T-Coil_LTE Band 4_20M_QPSK_1RB_0offset_NB AMR 4.75Kbps_Ch20175_Transversal (Y)

Communication System: LTE ; Frequency: 1732.5 MHz;Duty Cycle: 1:1
Medium: Air Medium parameters used: $\sigma = 0$ S/m, $\varepsilon_r = 1$; $\rho = 0$ kg/m^3
Ambient Temperature：23.2 ℃

DASY5 Configuration
- Probe: AM1DV3 - 3130; ; Calibrated: 2015/11/10
- Sensor-Surface: 0mm (Fix Surface)
- Electronics: DAE4 Sn1399; Calibrated: 2015/11/23
- Phantom: HAC Test Arch with AMCC; Type: SD HAC P01 BA;
- Measurement SW: DASY52, Version 52.8 (7); SEMCAD X Version 14.6.10 (7164)

General Scans/y (transversal) 4.2mm 50 x 50/ABM SNR(x,y,z) (13x13x1): Measurement grid: dx=10mm, dy=10mm
ABM1/ABM2 = 35.99 dB
ABM1 comp = -6.75 dBA/m
Location: -4.2, 12.5, 3.7 mm

0 dB = 1.000 A/m = 0.00 dBA/m