

#01_HAC_E_GSM850_GSM Voice_Ch189

Communication System: GSM-FDD (TDMA, GMSK); Frequency: 836.4 MHz; Duty Cycle: 1:8.3
 Medium: Air Medium parameters used: $\sigma = 0$ S/m, $\epsilon_r = 1$; $\rho = 1000$ kg/m³
 Ambient Temperature : 23.2 °C

DASY5 Configuration

- Probe: ER3DV6 - SN2358; ConvF(1, 1, 1); Calibrated: 2016/1/19;
- Sensor-Surface: (Fix Surface)
- Electronics: DAE4 Sn1399; Calibrated: 2015/11/23
- Phantom: HAC Test Arch with AMCC; Type: SD HAC P01 BA;
- Measurement SW: DASY52, Version 52.8 (7); SEMCAD X Version 14.6.10 (7164)

Ch189/E Scan - ER3D: 15 mm from Probe Center to the Device/Hearing Aid

Compatibility Test (101x101x1): Interpolated grid: dx=0.5000 mm, dy=0.5000 mm

Device Reference Point: 0, 0, -6.3 mm

Reference Value = 29.15 V/m; Power Drift = 0.14 dB

Applied MIF = 3.63 dB

RF audio interference level = 34.25 dBV/m

Emission category: M4

MIF scaled E-field


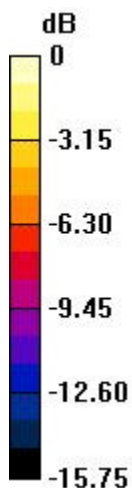
Grid 1 M4 26.65 dBV/m	Grid 2 M4 28.03 dBV/m	Grid 3 M4 28.04 dBV/m
Grid 4 M4 30.51 dBV/m	Grid 5 M4 32.07 dBV/m	Grid 6 M4 32.05 dBV/m
Grid 7 M4 33.49 dBV/m	Grid 8 M4 34.25 dBV/m	Grid 9 M4 34.11 dBV/m

Cursor:

Total = 34.25 dBV/m

E Category: M4

Location: -5, 25, 8.7 mm



0 dB = 51.57 V/m = 34.25 dBV/m

#02_HAC_E_GSM1900_GSM Voice_Ch512

Communication System: GSM-FDD (TDMA, GMSK); Frequency: 1850.2 MHz; Duty Cycle: 1:8.3

Medium: Air Medium parameters used: $\sigma = 0$ S/m, $\epsilon_r = 1$; $\rho = 1000$ kg/m³

Ambient Temperature : 23.2 °C

DASY5 Configuration

- Probe: ER3DV6 - SN2358; ConvF(1, 1, 1); Calibrated: 2016/1/19;
- Sensor-Surface: (Fix Surface)
- Electronics: DAE4 Sn1399; Calibrated: 2015/11/23
- Phantom: HAC Test Arch with AMCC; Type: SD HAC P01 BA;
- Measurement SW: DASY52, Version 52.8 (7); SEMCAD X Version 14.6.10 (7164)

Ch512/E Scan - ER3D: 15 mm from Probe Center to the Device/Hearing Aid

Compatibility Test (101x101x1): Interpolated grid: dx=0.5000 mm, dy=0.5000 mm

Device Reference Point: 0, 0, -6.3 mm

Reference Value = 17.92 V/m; Power Drift = -0.05 dB

Applied MIF = 3.63 dB

RF audio interference level = 29.94 dBV/m

Emission category: M4

MIF scaled E-field


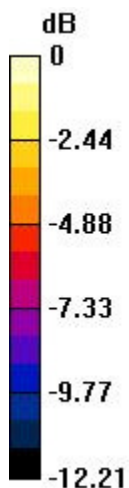
Grid 1 M4 25.99 dBV/m	Grid 2 M4 29.85 dBV/m	Grid 3 M4 29.94 dBV/m
Grid 4 M4 24.7 dBV/m	Grid 5 M4 25.23 dBV/m	Grid 6 M4 25.65 dBV/m
Grid 7 M4 29.11 dBV/m	Grid 8 M4 29.66 dBV/m	Grid 9 M4 29.23 dBV/m

Cursor:

Total = 29.94 dBV/m

E Category: M4

Location: -11, -25, 8.7 mm



0 dB = 31.39 V/m = 29.94 dBV/m

#03_HAC_E_CDMA BC0_1xRTT, RC1 SO3, 18th Rate_Ch384

Communication System: CDMA2000, RC1, SO3, 1/8th Rate 25 fr.; Frequency: 836.52 MHz; Duty Cycle: 1:8.3

Medium: Air Medium parameters used: $\sigma = 0$ S/m, $\epsilon_r = 1$; $\rho = 1000$ kg/m³

Ambient Temperature : 23.2 °C

DASY5 Configuration

- Probe: ER3DV6 - SN2358; ConvF(1, 1, 1); Calibrated: 2016/1/19;
- Sensor-Surface: (Fix Surface)
- Electronics: DAE4 Sn1399; Calibrated: 2015/11/23
- Phantom: HAC Test Arch with AMCC; Type: SD HAC P01 BA;
- Measurement SW: DASY52, Version 52.8 (7); SEMCAD X Version 14.6.10 (7164)

Ch384/E Scan - ER3D: 15 mm from Probe Center to the Device/Hearing Aid

Compatibility Test (101x101x1): Interpolated grid: dx=0.5000 mm, dy=0.5000 mm

Device Reference Point: 0, 0, -6.3 mm

Reference Value = 17.73 V/m; Power Drift = -0.06 dB

Applied MIF = 3.26 dB

RF audio interference level = 25.05 dBV/m

Emission category: M4

MIF scaled E-field

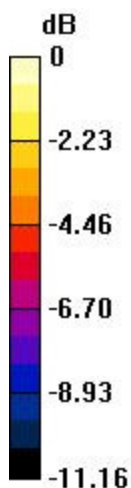
Grid 1 M4 19.53 dBV/m	Grid 2 M4 21.14 dBV/m	Grid 3 M4 19 dBV/m
Grid 4 M4 21.34 dBV/m	Grid 5 M4 23.05 dBV/m	Grid 6 M4 23.04 dBV/m
Grid 7 M4 24.22 dBV/m	Grid 8 M4 25.05 dBV/m	Grid 9 M4 25.05 dBV/m

Cursor:

Total = 25.05 dBV/m

E Category: M4

Location: -8, 25, 8.7 mm



0 dB = 17.89 V/m = 25.05 dBV/m

#04_HAC_E_CDMA BC1_1xRTT, RC1 SO3, 18th Rate_Ch25

Communication System: CDMA2000, RC1, SO3, 1/8th Rate 25 fr.; Frequency: 1851.25 MHz; Duty Cycle: 1:8.3

Medium: Air Medium parameters used: $\sigma = 0$ S/m, $\epsilon_r = 1$; $\rho = 1000$ kg/m³

Ambient Temperature : 23.2 °C

DASY5 Configuration

- Probe: ER3DV6 - SN2358; ConvF(1, 1, 1); Calibrated: 2016/1/19;
- Sensor-Surface: (Fix Surface)
- Electronics: DAE4 Sn1399; Calibrated: 2015/11/23
- Phantom: HAC Test Arch with AMCC; Type: SD HAC P01 BA;
- Measurement SW: DASY52, Version 52.8 (7); SEMCAD X Version 14.6.10 (7164)

Ch25/E Scan - ER3D: 15 mm from Probe Center to the Device/Hearing Aid

Compatibility Test (101x101x1): Interpolated grid: dx=0.5000 mm, dy=0.5000 mm

Device Reference Point: 0, 0, -6.3 mm

Reference Value = 16.40 V/m; Power Drift = 0.04 dB

Applied MIF = 3.26 dB

RF audio interference level = 23.63 dBV/m

Emission category: M4

MIF scaled E-field


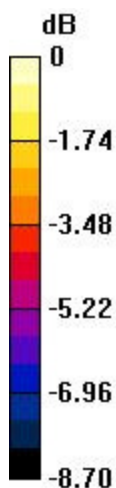
Grid 1 M4 19.98 dBV/m	Grid 2 M4 23.41 dBV/m	Grid 3 M4 23.47 dBV/m
Grid 4 M4 20.63 dBV/m	Grid 5 M4 22.2 dBV/m	Grid 6 M4 20.54 dBV/m
Grid 7 M4 22.75 dBV/m	Grid 8 M4 23.63 dBV/m	Grid 9 M4 23.31 dBV/m

Cursor:

Total = 23.63 dBV/m

E Category: M4

Location: -1.5, 25, 8.7 mm



0 dB = 15.19 V/m = 23.63 dBV/m