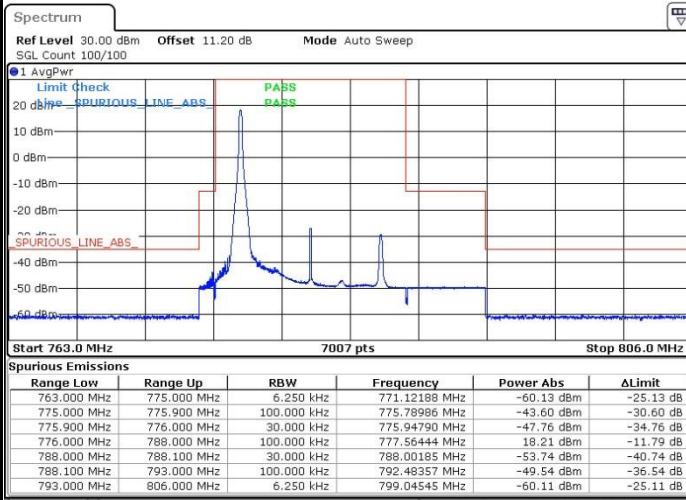




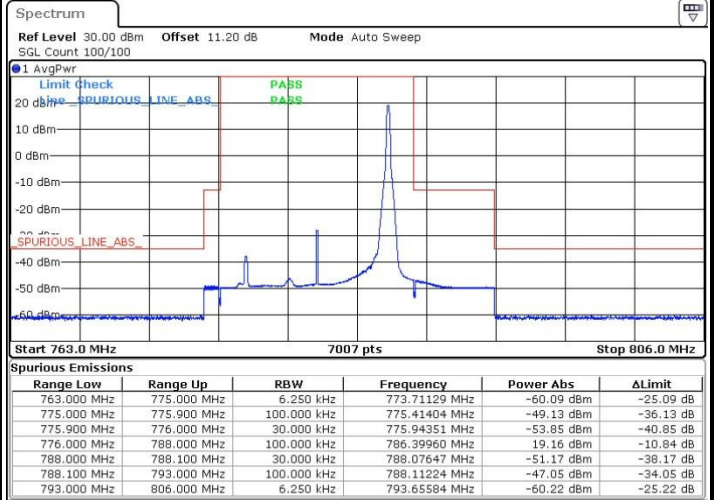
LTE Band 13 / 10MHz / 16QAM

Lowest Band Edge / 1 RB



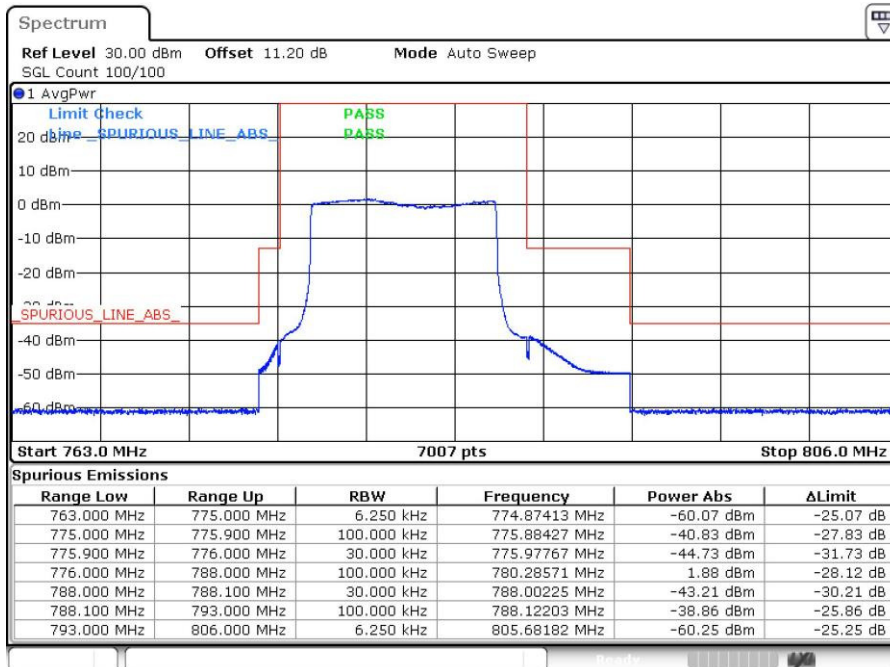
Date: 16.APR.2016 06:22:52

Highest Band Edge / 1 RB



Date: 16.APR.2016 06:25:59


Band Edge / Full RB



Date: 16.APR.2016 06:30:33



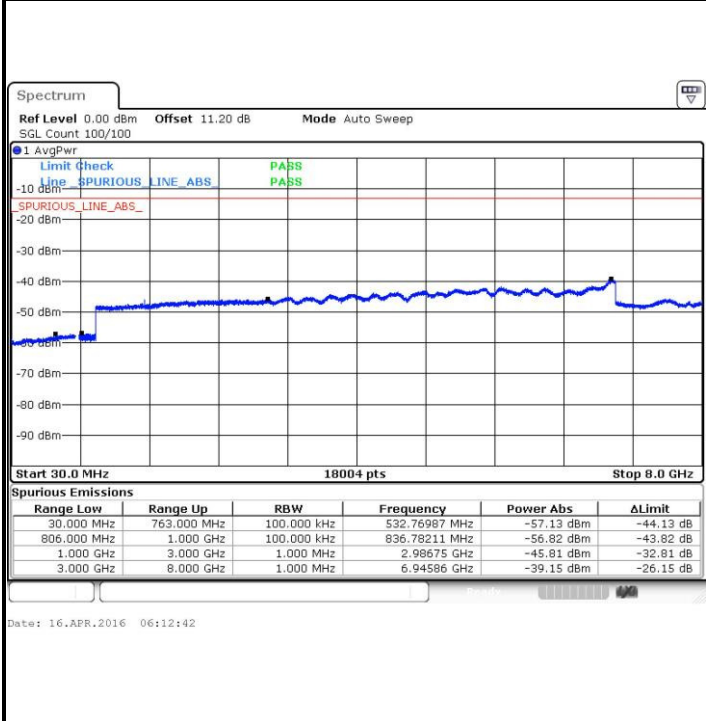
Conducted Spurious Emission



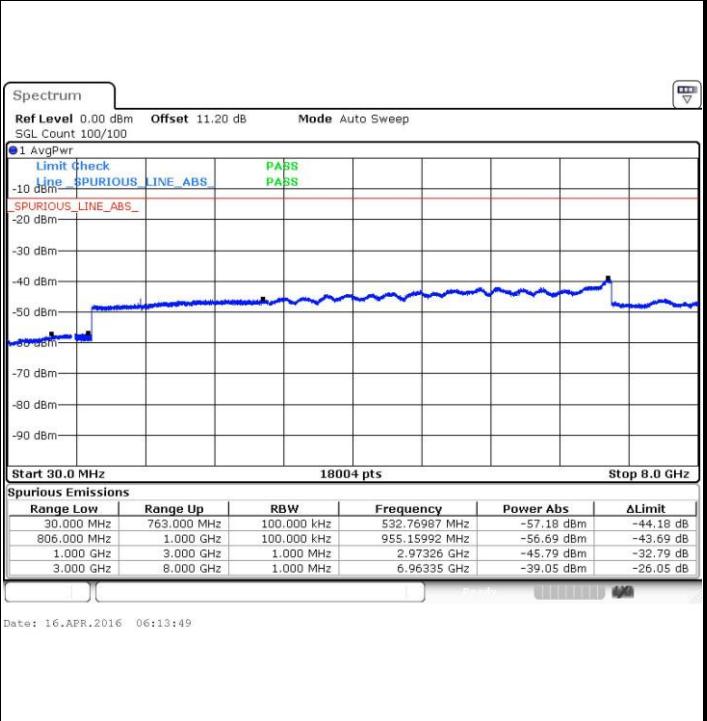


LTE Band 13 / 5MHz

Highest Channel / QPSK

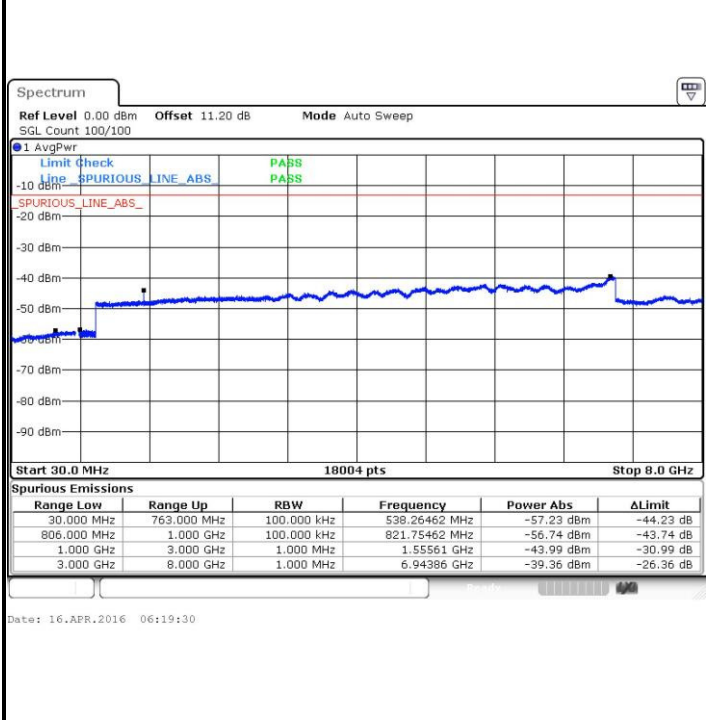


Highest Channel / 16QAM

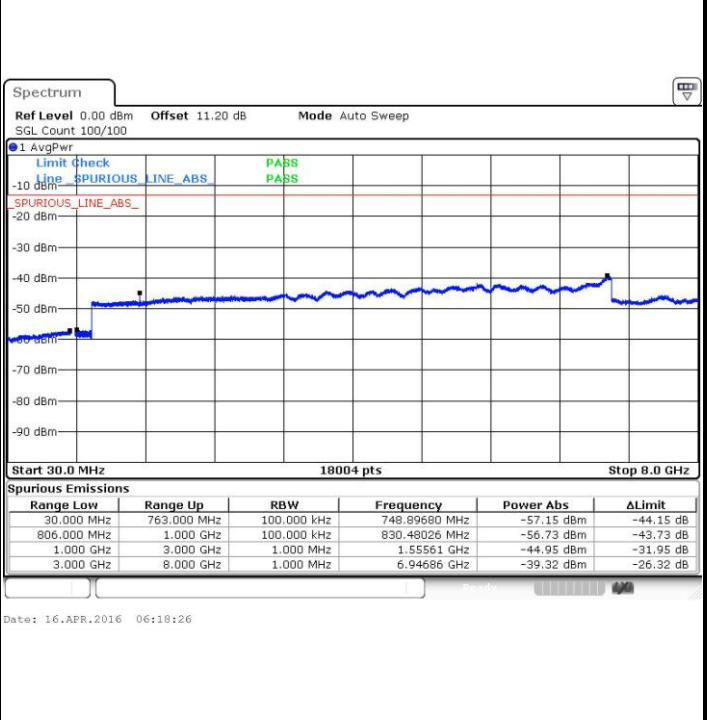


LTE Band 13 / 10MHz

Middle Channel / QPSK



Middle Channel / 16QAM





Frequency Stability

Test Conditions		LTE Band 13 (QPSK) / Middle Channel	Limit
Temperature (°C)	Voltage (Volt)	BW 10MHz	Note 2.
		Deviation (ppm)	Result
50	Normal Voltage	0.0082	PASS
40	Normal Voltage	0.0074	
30	Normal Voltage	0.0072	
20(Ref.)	Normal Voltage	0.0000	
10	Normal Voltage	0.0070	
0	Normal Voltage	0.0064	
-10	Normal Voltage	0.0004	
-20	Normal Voltage	0.0073	
-30	Normal Voltage	0.0010	
20	Maximum Voltage	0.0014	
20	Normal Voltage	0.0000	
20	Battery End Point	0.0063	

Note:

1. Normal Voltage = 3.8V. ; Battery End Point (BEP) = 3.4 V. ; Maximum Voltage =4.35 V
2. Note: The frequency fundamental emissions stay within the authorized frequency block.



Appendix B. Test Results of Radiated Test

ERP/EIRP

LTE Band 2 Radiated Power EIRP for BW 1.4MHz / QPSK							
Horizontal Polarization							
Frequency (MHz)	LVL (dBm)	Tx Cable Loss (dB)	Tx ANT Gain (dBi)	SA Reading (dB)	Correction Factor (dB)	EIRP (dBm)	EIRP (W)
1850.7	-25.47	6.35	9.53	-33.21	46.39	20.92	0.1236
1880.0	-25.64	6.40	9.64	-33.38	46.62	20.98	0.1253
1909.3	-25.67	6.46	9.75	-33.42	46.72	21.05	0.1274
Vertical Polarization							
Frequency (MHz)	LVL (dBm)	Tx Cable Loss (dB)	Tx ANT Gain (dBi)	SA Reading (dB)	Correction Factor (dB)	EIRP (dBm)	EIRP (W)
1850.7	-23.26	6.35	9.53	-31.94	45.12	21.86	0.1535
1880.0	-22.99	6.40	9.64	-32.04	45.28	22.29	0.1694
1909.3	-23.07	6.46	9.75	-32.13	45.43	22.36	0.1722

LTE Band 2 Radiated Power EIRP for BW 1.4MHz / 16QAM							
Horizontal Polarization							
Frequency (MHz)	LVL (dBm)	Tx Cable Loss (dB)	Tx ANT Gain (dBi)	SA Reading (dB)	Correction Factor (dB)	EIRP (dBm)	EIRP (W)
1850.7	-26.24	6.35	9.53	-33.23	46.41	20.17	0.1040
1880.0	-26.39	6.40	9.64	-33.41	46.65	20.26	0.1062
1909.3	-26.41	6.46	9.75	-33.45	46.75	20.34	0.1081
Vertical Polarization							
Frequency (MHz)	LVL (dBm)	Tx Cable Loss (dB)	Tx ANT Gain (dBi)	SA Reading (dB)	Correction Factor (dB)	EIRP (dBm)	EIRP (W)
1850.7	-24.03	6.35	9.53	-31.99	45.17	21.14	0.1300
1880.0	-23.74	6.40	9.64	-32.08	45.32	21.58	0.1439
1909.3	-23.73	6.46	9.75	-32.11	45.41	21.68	0.1472

S.G. power = 10 (dBm)



LTE Band 2 Radiated Power EIRP for BW 3MHz / QPSK							
Horizontal Polarization							
Frequency (MHz)	LVL (dBm)	Tx Cable Loss (dB)	Tx ANT Gain (dBi)	SA Reading (dB)	Correction Factor (dB)	EIRP (dBm)	EIRP (W)
1851.5	-26.02	6.35	9.53	-33.25	46.43	20.41	0.1099
1880.0	-25.97	6.40	9.64	-33.43	46.67	20.70	0.1175
1908.5	-25.98	6.45	9.75	-33.51	46.81	20.83	0.1211
Vertical Polarization							
Frequency (MHz)	LVL (dBm)	Tx Cable Loss (dB)	Tx ANT Gain (dBi)	SA Reading (dB)	Correction Factor (dB)	EIRP (dBm)	EIRP (W)
1851.5	-23.88	6.35	9.53	-32.05	45.23	21.35	0.1365
1880.0	-23.39	6.40	9.64	-32.17	45.41	22.02	0.1592
1908.5	-23.33	6.45	9.75	-32.14	45.44	22.11	0.1626

LTE Band 2 Radiated Power EIRP for BW 3MHz / 16QAM							
Horizontal Polarization							
Frequency (MHz)	LVL (dBm)	Tx Cable Loss (dB)	Tx ANT Gain (dBi)	SA Reading (dB)	Correction Factor (dB)	EIRP (dBm)	EIRP (W)
1851.5	-27.00	6.35	9.53	-33.24	46.42	19.42	0.0875
1880.0	-27.09	6.40	9.64	-33.35	46.59	19.50	0.0891
1908.5	-26.84	6.45	9.75	-33.49	46.79	19.95	0.0989
Vertical Polarization							
Frequency (MHz)	LVL (dBm)	Tx Cable Loss (dB)	Tx ANT Gain (dBi)	SA Reading (dB)	Correction Factor (dB)	EIRP (dBm)	EIRP (W)
1851.5	-24.92	6.35	9.53	-32.12	45.30	20.38	0.1091
1880.0	-24.66	6.40	9.64	-32.23	45.47	20.81	0.1205
1908.5	-24.36	6.45	9.75	-32.29	45.59	21.23	0.1327

S.G. power = 10 (dBm)



LTE Band 2 Radiated Power EIRP for BW 5MHz / QPSK							
Horizontal Polarization							
Frequency (MHz)	LVL (dBm)	Tx Cable Loss (dB)	Tx ANT Gain (dBi)	SA Reading (dB)	Correction Factor (dB)	EIRP (dBm)	EIRP (W)
1852.5	-25.12	6.35	9.54	-33.18	46.36	21.24	0.1330
1880.0	-25.31	6.40	9.64	-33.45	46.69	21.38	0.1374
1907.5	-25.30	6.45	9.75	-33.39	46.68	21.38	0.1374
Vertical Polarization							
Frequency (MHz)	LVL (dBm)	Tx Cable Loss (dB)	Tx ANT Gain (dBi)	SA Reading (dB)	Correction Factor (dB)	EIRP (dBm)	EIRP (W)
1852.5	-23.10	6.35	9.54	-32.14	45.32	22.22	0.1667
1880.0	-22.81	6.40	9.64	-32.25	45.49	22.68	0.1854
1907.5	-23.10	6.45	9.75	-32.38	45.67	22.57	0.1807

LTE Band 2 Radiated Power EIRP for BW 5MHz / 16QAM							
Horizontal Polarization							
Frequency (MHz)	LVL (dBm)	Tx Cable Loss (dB)	Tx ANT Gain (dBi)	SA Reading (dB)	Correction Factor (dB)	EIRP (dBm)	EIRP (W)
1852.5	-27.05	6.35	9.54	-33.02	46.20	19.15	0.0822
1880.0	-26.97	6.40	9.64	-33.41	46.65	19.68	0.0929
1907.5	-27.23	6.45	9.75	-33.48	46.77	19.54	0.0899
Vertical Polarization							
Frequency (MHz)	LVL (dBm)	Tx Cable Loss (dB)	Tx ANT Gain (dBi)	SA Reading (dB)	Correction Factor (dB)	EIRP (dBm)	EIRP (W)
1852.5	-24.83	6.35	9.54	-32.08	45.26	20.43	0.1104
1880.0	-24.13	6.40	9.64	-32.36	45.60	21.47	0.1403
1907.5	-24.64	6.45	9.75	-32.45	45.74	21.10	0.1288

S.G. power = 10 (dBm)



LTE Band 2 Radiated Power EIRP for BW 10MHz / QPSK							
Horizontal Polarization							
Frequency (MHz)	LVL (dBm)	Tx Cable Loss (dB)	Tx ANT Gain (dBi)	SA Reading (dB)	Correction Factor (dB)	EIRP (dBm)	EIRP (W)
1855.0	-25.39	6.36	9.55	-33.11	46.30	20.91	0.1233
1880.0	-25.47	6.40	9.64	-33.28	46.52	21.05	0.1274
1905.0	-25.51	6.45	9.74	-33.39	46.68	21.17	0.1309
Vertical Polarization							
Frequency (MHz)	LVL (dBm)	Tx Cable Loss (dB)	Tx ANT Gain (dBi)	SA Reading (dB)	Correction Factor (dB)	EIRP (dBm)	EIRP (W)
1855.0	-22.90	6.36	9.55	-32.11	45.30	22.40	0.1738
1880.0	-22.69	6.40	9.64	-32.41	45.65	22.96	0.1977
1905.0	-22.71	6.45	9.74	-32.32	45.61	22.90	0.1950

LTE Band 2 Radiated Power EIRP for BW 10MHz / 16QAM							
Horizontal Polarization							
Frequency (MHz)	LVL (dBm)	Tx Cable Loss (dB)	Tx ANT Gain (dBi)	SA Reading (dB)	Correction Factor (dB)	EIRP (dBm)	EIRP (W)
1855.0	-26.18	6.36	9.55	-33.13	46.32	20.14	0.1033
1880.0	-26.21	6.40	9.64	-33.25	46.49	20.28	0.1067
1905.0	-26.12	6.45	9.74	-33.43	46.72	20.60	0.1148
Vertical Polarization							
Frequency (MHz)	LVL (dBm)	Tx Cable Loss (dB)	Tx ANT Gain (dBi)	SA Reading (dB)	Correction Factor (dB)	EIRP (dBm)	EIRP (W)
1855.0	-23.70	6.36	9.55	-32.14	45.33	21.63	0.1455
1880.0	-23.36	6.40	9.64	-32.35	45.59	22.23	0.1671
1905.0	-23.62	6.45	9.74	-32.48	45.77	22.15	0.1641

S.G. power = 10 (dBm)



LTE Band 2 Radiated Power EIRP for BW 15MHz / QPSK							
Horizontal Polarization							
Frequency (MHz)	LVL (dBm)	Tx Cable Loss (dB)	Tx ANT Gain (dBi)	SA Reading (dB)	Correction Factor (dB)	EIRP (dBm)	EIRP (W)
1857.5	-25.82	6.36	9.56	-33.14	46.33	20.51	0.1125
1880.0	-25.83	6.40	9.64	-33.21	46.45	20.62	0.1153
1902.5	-25.75	6.44	9.73	-33.41	46.69	20.94	0.1242
Vertical Polarization							
Frequency (MHz)	LVL (dBm)	Tx Cable Loss (dB)	Tx ANT Gain (dBi)	SA Reading (dB)	Correction Factor (dB)	EIRP (dBm)	EIRP (W)
1857.5	-23.32	6.36	9.56	-32.19	45.38	22.06	0.1607
1880.0	-23.13	6.40	9.64	-32.33	45.57	22.44	0.1754
1902.5	-22.97	6.44	9.73	-32.39	45.67	22.70	0.1862

LTE Band 2 Radiated Power EIRP for BW 15MHz / 16QAM							
Horizontal Polarization							
Frequency (MHz)	LVL (dBm)	Tx Cable Loss (dB)	Tx ANT Gain (dBi)	SA Reading (dB)	Correction Factor (dB)	EIRP (dBm)	EIRP (W)
1857.5	-26.57	6.36	9.56	-33.12	46.31	19.74	0.0942
1880.0	-26.48	6.40	9.64	-33.19	46.43	19.95	0.0989
1902.5	-26.32	6.44	9.73	-33.39	46.67	20.35	0.1084
Vertical Polarization							
Frequency (MHz)	LVL (dBm)	Tx Cable Loss (dB)	Tx ANT Gain (dBi)	SA Reading (dB)	Correction Factor (dB)	EIRP (dBm)	EIRP (W)
1857.5	-24.06	6.36	9.56	-32.21	45.40	21.34	0.1361
1880.0	-23.75	6.40	9.64	-32.29	45.53	21.78	0.1507
1902.5	-23.54	6.44	9.73	-32.38	45.66	22.12	0.1629

S.G. power = 10 (dBm)



LTE Band 2 Radiated Power EIRP for BW 20MHz / QPSK							
Horizontal Polarization							
Frequency (MHz)	LVL (dBm)	Tx Cable Loss (dB)	Tx ANT Gain (dBi)	SA Reading (dB)	Correction Factor (dB)	EIRP (dBm)	EIRP (W)
1860.0	-25.77	6.37	9.57	-33.11	46.31	20.54	0.1132
1880.0	-25.85	6.40	9.64	-33.24	46.48	20.63	0.1156
1900.0	-25.75	6.44	9.72	-33.35	46.63	20.88	0.1225
Vertical Polarization							
Frequency (MHz)	LVL (dBm)	Tx Cable Loss (dB)	Tx ANT Gain (dBi)	SA Reading (dB)	Correction Factor (dB)	EIRP (dBm)	EIRP (W)
1860.0	-23.26	6.37	9.57	-32.14	45.34	22.08	0.1614
1880.0	-23.01	6.40	9.64	-32.25	45.49	22.48	0.1770
1900.0	-22.96	6.44	9.72	-32.47	45.75	22.79	0.1901

LTE Band 2 Radiated Power EIRP for BW 20MHz / 16QAM							
Horizontal Polarization							
Frequency (MHz)	LVL (dBm)	Tx Cable Loss (dB)	Tx ANT Gain (dBi)	SA Reading (dB)	Correction Factor (dB)	EIRP (dBm)	EIRP (W)
1860.0	-26.52	6.37	9.57	-33.07	46.27	19.75	0.0944
1880.0	-26.43	6.40	9.64	-33.14	46.38	19.95	0.0989
1900.0	-26.39	6.44	9.72	-33.26	46.54	20.15	0.1035
Vertical Polarization							
Frequency (MHz)	LVL (dBm)	Tx Cable Loss (dB)	Tx ANT Gain (dBi)	SA Reading (dB)	Correction Factor (dB)	EIRP (dBm)	EIRP (W)
1860.0	-23.97	6.37	9.57	-32.09	45.29	21.32	0.1355
1880.0	-23.66	6.40	9.64	-32.21	45.45	21.79	0.1510
1900.0	-23.57	6.44	9.72	-32.33	45.61	22.04	0.1600

S.G. power = 10 (dBm)



LTE Band 4 Radiated Power EIRP for BW 1.4MHz / QPSK							
Horizontal Polarization							
Frequency (MHz)	LVL (dBm)	Tx Cable Loss (dB)	Tx ANT Gain (dBi)	SA Reading (dB)	Correction Factor (dB)	EIRP (dBm)	EIRP (W)
1710.70	-23.11	6.10	9.00	-31.39	44.29	21.18	0.1312
1732.50	-23.13	6.14	9.08	-31.52	44.46	21.33	0.1358
1754.30	-23.01	6.18	9.17	-31.67	44.66	21.65	0.1462
Vertical Polarization							
Frequency (MHz)	LVL (dBm)	Tx Cable Loss (dB)	Tx ANT Gain (dBi)	SA Reading (dB)	Correction Factor (dB)	EIRP (dBm)	EIRP (W)
1710.70	-20.71	6.10	9.00	-30.29	43.19	22.48	0.1770
1732.50	-20.85	6.14	9.08	-30.51	43.45	22.60	0.1820
1754.30	-20.48	6.18	9.17	-30.64	43.63	23.15	0.2065

LTE Band 4 Radiated Power EIRP for BW 1.4MHz / 16QAM							
Horizontal Polarization							
Frequency (MHz)	LVL (dBm)	Tx Cable Loss (dB)	Tx ANT Gain (dBi)	SA Reading (dB)	Correction Factor (dB)	EIRP (dBm)	EIRP (W)
1710.70	-24.06	6.10	9.00	-31.35	44.25	20.19	0.1045
1732.50	-24.37	6.14	9.08	-31.53	44.47	20.10	0.1023
1754.30	-24.46	6.18	9.17	-31.59	44.58	20.12	0.1028
Vertical Polarization							
Frequency (MHz)	LVL (dBm)	Tx Cable Loss (dB)	Tx ANT Gain (dBi)	SA Reading (dB)	Correction Factor (dB)	EIRP (dBm)	EIRP (W)
1710.70	-21.69	6.10	9.00	-30.31	43.21	21.52	0.1419
1732.50	-22.14	6.14	9.08	-30.56	43.50	21.36	0.1368
1754.30	-22.13	6.18	9.17	-30.62	43.61	21.48	0.1406

S.G. power = 10 (dBm)



LTE Band 4 Radiated Power EIRP for BW 3MHz / QPSK							
Horizontal Polarization							
Frequency (MHz)	LVL (dBm)	Tx Cable Loss (dB)	Tx ANT Gain (dBi)	SA Reading (dB)	Correction Factor (dB)	EIRP (dBm)	EIRP (W)
1711.50	-22.27	6.10	9.00	-31.24	44.14	21.87	0.1538
1732.50	-22.66	6.14	9.08	-31.48	44.42	21.76	0.1500
1753.50	-22.91	6.18	9.16	-31.68	44.66	21.75	0.1496
Vertical Polarization							
Frequency (MHz)	LVL (dBm)	Tx Cable Loss (dB)	Tx ANT Gain (dBi)	SA Reading (dB)	Correction Factor (dB)	EIRP (dBm)	EIRP (W)
1711.50	-20.05	6.10	9.00	-30.26	43.16	23.11	0.2046
1732.50	-20.46	6.14	9.08	-30.47	43.41	22.95	0.1972
1753.50	-20.44	6.18	9.16	-30.52	43.50	23.06	0.2023

LTE Band 4 Radiated Power EIRP for BW 3MHz / 16QAM							
Horizontal Polarization							
Frequency (MHz)	LVL (dBm)	Tx Cable Loss (dB)	Tx ANT Gain (dBi)	SA Reading (dB)	Correction Factor (dB)	EIRP (dBm)	EIRP (W)
1711.50	-23.59	6.10	9.00	-31.35	44.25	20.66	0.1164
1732.50	-23.91	6.14	9.08	-31.44	44.38	20.47	0.1114
1753.50	-24.06	6.18	9.16	-31.57	44.55	20.49	0.1119
Vertical Polarization							
Frequency (MHz)	LVL (dBm)	Tx Cable Loss (dB)	Tx ANT Gain (dBi)	SA Reading (dB)	Correction Factor (dB)	EIRP (dBm)	EIRP (W)
1711.50	-21.20	6.10	9.00	-30.25	43.15	21.95	0.1567
1732.50	-21.69	6.14	9.08	-30.42	43.36	21.67	0.1469
1753.50	-21.61	6.18	9.16	-30.44	43.42	21.81	0.1517

S.G. power = 10 (dBm)



LTE Band 4 Radiated Power EIRP for BW 5MHz / QPSK							
Horizontal Polarization							
Frequency (MHz)	LVL (dBm)	Tx Cable Loss (dB)	Tx ANT Gain (dBi)	SA Reading (dB)	Correction Factor (dB)	EIRP (dBm)	EIRP (W)
1712.50	-22.29	6.10	9.01	-31.37	44.27	21.98	0.1578
1732.50	-22.52	6.14	9.08	-31.39	44.33	21.81	0.1517
1752.50	-22.64	6.18	9.16	-31.48	44.46	21.82	0.1521
Vertical Polarization							
Frequency (MHz)	LVL (dBm)	Tx Cable Loss (dB)	Tx ANT Gain (dBi)	SA Reading (dB)	Correction Factor (dB)	EIRP (dBm)	EIRP (W)
1712.50	-20.11	6.10	9.01	-30.28	43.18	23.07	0.2028
1732.50	-20.54	6.14	9.08	-30.47	43.41	22.87	0.1936
1752.50	-20.49	6.18	9.16	-30.55	43.53	23.04	0.2014

LTE Band 4 Radiated Power EIRP for BW 5MHz / 16QAM							
Horizontal Polarization							
Frequency (MHz)	LVL (dBm)	Tx Cable Loss (dB)	Tx ANT Gain (dBi)	SA Reading (dB)	Correction Factor (dB)	EIRP (dBm)	EIRP (W)
1712.50	-23.14	6.10	9.01	-31.35	44.25	21.11	0.1291
1732.50	-23.58	6.14	9.08	-31.41	44.35	20.77	0.1194
1752.50	-23.35	6.18	9.16	-31.45	44.43	21.08	0.1282
Vertical Polarization							
Frequency (MHz)	LVL (dBm)	Tx Cable Loss (dB)	Tx ANT Gain (dBi)	SA Reading (dB)	Correction Factor (dB)	EIRP (dBm)	EIRP (W)
1712.50	-21.07	6.10	9.01	-30.26	43.16	22.09	0.1618
1732.50	-21.56	6.14	9.08	-30.41	43.35	21.79	0.1510
1752.50	-21.31	6.18	9.16	-30.48	43.46	22.15	0.1641

S.G. power = 10 (dBm)



LTE Band 4 Radiated Power EIRP for BW 10MHz / QPSK							
Horizontal Polarization							
Frequency (MHz)	LVL (dBm)	Tx Cable Loss (dB)	Tx ANT Gain (dBi)	SA Reading (dB)	Correction Factor (dB)	EIRP (dBm)	EIRP (W)
1715.00	-21.87	6.11	9.02	-31.35	44.26	22.39	0.1734
1732.50	-22.19	6.14	9.08	-31.39	44.33	22.14	0.1637
1750.00	-22.10	6.17	9.15	-31.44	44.42	22.32	0.1706
Vertical Polarization							
Frequency (MHz)	LVL (dBm)	Tx Cable Loss (dB)	Tx ANT Gain (dBi)	SA Reading (dB)	Correction Factor (dB)	EIRP (dBm)	EIRP (W)
1715.00	-19.69	6.11	9.02	-30.24	43.15	23.46	0.2218
1732.50	-20.16	6.14	9.08	-30.44	43.38	23.22	0.2099
1750.00	-19.89	6.17	9.15	-30.53	43.51	23.62	0.2301

LTE Band 4 Radiated Power EIRP for BW 10MHz / 16QAM							
Horizontal Polarization							
Frequency (MHz)	LVL (dBm)	Tx Cable Loss (dB)	Tx ANT Gain (dBi)	SA Reading (dB)	Correction Factor (dB)	EIRP (dBm)	EIRP (W)
1715.00	-23.26	6.11	9.02	-31.31	44.22	20.96	0.1247
1732.50	-23.47	6.14	9.08	-31.41	44.35	20.88	0.1225
1750.00	-23.42	6.17	9.15	-31.44	44.42	21.00	0.1259
Vertical Polarization							
Frequency (MHz)	LVL (dBm)	Tx Cable Loss (dB)	Tx ANT Gain (dBi)	SA Reading (dB)	Correction Factor (dB)	EIRP (dBm)	EIRP (W)
1715.00	-20.90	6.11	9.02	-30.23	43.14	22.24	0.1675
1732.50	-21.32	6.14	9.08	-30.47	43.41	22.09	0.1618
1750.00	-21.21	6.17	9.15	-30.58	43.56	22.35	0.1718

S.G. power = 10 (dBm)



LTE Band 4 Radiated Power EIRP for BW 15MHz / QPSK							
Horizontal Polarization							
Frequency (MHz)	LVL (dBm)	Tx Cable Loss (dB)	Tx ANT Gain (dBi)	SA Reading (dB)	Correction Factor (dB)	EIRP (dBm)	EIRP (W)
1717.50	-22.39	6.11	9.02	-31.37	44.28	21.89	0.1545
1732.50	-22.58	6.14	9.08	-31.46	44.40	21.82	0.1521
1747.50	-22.57	6.17	9.14	-31.59	44.56	21.99	0.1581
Vertical Polarization							
Frequency (MHz)	LVL (dBm)	Tx Cable Loss (dB)	Tx ANT Gain (dBi)	SA Reading (dB)	Correction Factor (dB)	EIRP (dBm)	EIRP (W)
1717.50	-20.15	6.11	9.02	-30.35	43.26	23.11	0.2046
1732.50	-20.32	6.14	9.08	-30.41	43.35	23.03	0.2009
1747.50	-20.21	6.17	9.14	-30.52	43.49	23.28	0.2128

LTE Band 4 Radiated Power EIRP for BW 15MHz / 16QAM							
Horizontal Polarization							
Frequency (MHz)	LVL (dBm)	Tx Cable Loss (dB)	Tx ANT Gain (dBi)	SA Reading (dB)	Correction Factor (dB)	EIRP (dBm)	EIRP (W)
1717.50	-23.55	6.11	9.02	-31.34	44.25	20.70	0.1175
1732.50	-23.94	6.14	9.08	-31.44	44.38	20.44	0.1107
1747.50	-23.74	6.17	9.14	-31.57	44.54	20.80	0.1202
Vertical Polarization							
Frequency (MHz)	LVL (dBm)	Tx Cable Loss (dB)	Tx ANT Gain (dBi)	SA Reading (dB)	Correction Factor (dB)	EIRP (dBm)	EIRP (W)
1717.50	-21.33	6.11	9.02	-30.39	43.30	21.97	0.1574
1732.50	-21.67	6.14	9.08	-30.45	43.39	21.72	0.1486
1747.50	-21.51	6.17	9.14	-30.48	43.45	21.94	0.1563

S.G. power = 10 (dBm)



LTE Band 4 Radiated Power EIRP for BW 20MHz / QPSK							
Horizontal Polarization							
Frequency (MHz)	LVL (dBm)	Tx Cable Loss (dB)	Tx ANT Gain (dBi)	SA Reading (dB)	Correction Factor (dB)	EIRP (dBm)	EIRP (W)
1720.00	-22.62	6.12	9.04	-31.31	44.23	21.61	0.1449
1732.50	-22.88	6.14	9.08	-31.48	44.42	21.54	0.1426
1745.00	-22.92	6.16	9.13	-31.51	44.48	21.56	0.1432
Vertical Polarization							
Frequency (MHz)	LVL (dBm)	Tx Cable Loss (dB)	Tx ANT Gain (dBi)	SA Reading (dB)	Correction Factor (dB)	EIRP (dBm)	EIRP (W)
1720.00	-20.64	6.12	9.04	-30.37	43.29	22.65	0.1841
1732.50	-20.84	6.14	9.08	-30.43	43.37	22.53	0.1791
1745.00	-20.95	6.16	9.13	-30.49	43.46	22.51	0.1782

LTE Band 4 Radiated Power EIRP for BW 20MHz / 16QAM							
Horizontal Polarization							
Frequency (MHz)	LVL (dBm)	Tx Cable Loss (dB)	Tx ANT Gain (dBi)	SA Reading (dB)	Correction Factor (dB)	EIRP (dBm)	EIRP (W)
1720.00	-23.52	6.12	9.04	-31.36	44.28	20.76	0.1191
1732.50	-23.69	6.14	9.08	-31.42	44.36	20.67	0.1167
1745.00	-23.66	6.16	9.13	-31.48	44.45	20.79	0.1199
Vertical Polarization							
Frequency (MHz)	LVL (dBm)	Tx Cable Loss (dB)	Tx ANT Gain (dBi)	SA Reading (dB)	Correction Factor (dB)	EIRP (dBm)	EIRP (W)
1720.00	-21.51	6.12	9.04	-30.41	43.33	21.82	0.1521
1732.50	-21.72	6.14	9.08	-30.48	43.42	21.70	0.1479
1745.00	-21.53	6.16	9.13	-30.56	43.53	22.00	0.1585

S.G. power = 10 (dBm)



LTE Band 5 Radiated Power ERP for BW 1.4MHz / QPSK							
Horizontal Polarization							
Frequency (MHz)	LVL (dBm)	Tx Cable Loss (dB)	Tx ANT Gain (dBi)	SA Reading (dB)	Correction Factor (dB)	ERP (dBm)	ERP (W)
824.7	-9.90	9.34	0.48	-39.41	30.56	18.51	0.0710
836.5	-9.16	9.38	0.49	-39.52	30.63	19.32	0.0855
848.3	-9.64	9.42	0.50	-39.59	30.67	18.88	0.0773
Vertical Polarization							
Frequency (MHz)	LVL (dBm)	Tx Cable Loss (dB)	Tx ANT Gain (dBi)	SA Reading (dB)	Correction Factor (dB)	ERP (dBm)	ERP (W)
824.7	-11.08	9.34	0.48	-41.49	32.64	19.41	0.0873
836.5	-9.99	9.38	0.49	-41.57	32.68	20.54	0.1132
848.3	-9.78	9.42	0.50	-41.63	32.71	20.78	0.1197

LTE Band 5 Radiated Power ERP for BW 1.4MHz / 16QAM							
Horizontal Polarization							
Frequency (MHz)	LVL (dBm)	Tx Cable Loss (dB)	Tx ANT Gain (dBi)	SA Reading (dB)	Correction Factor (dB)	ERP (dBm)	ERP (W)
824.7	-12.59	9.34	0.48	-39.41	30.56	15.82	0.0382
836.5	-11.75	9.38	0.49	-39.52	30.63	16.73	0.0471
848.3	-12.27	9.42	0.50	-39.59	30.67	16.25	0.0422
Vertical Polarization							
Frequency (MHz)	LVL (dBm)	Tx Cable Loss (dB)	Tx ANT Gain (dBi)	SA Reading (dB)	Correction Factor (dB)	ERP (dBm)	ERP (W)
824.7	-13.68	9.34	0.48	-41.49	32.64	16.81	0.0480
836.5	-12.63	9.38	0.49	-41.57	32.68	17.90	0.0617
848.3	-12.49	9.42	0.50	-41.63	32.71	18.07	0.0641

* ERP = LVL (dBm) + Correction Factor (dB) - 2.15

S.G. power = 0 (dBm)



LTE Band 5 Radiated Power ERP for BW 3MHz / QPSK							
Horizontal Polarization							
Frequency (MHz)	LVL (dBm)	Tx Cable Loss (dB)	Tx ANT Gain (dBi)	SA Reading (dB)	Correction Factor (dB)	ERP (dBm)	ERP (W)
825.5	-12.51	9.34	0.49	-39.43	30.58	15.92	0.0391
836.5	-11.12	9.38	0.49	-39.51	30.62	17.35	0.0543
847.5	-11.76	9.42	0.50	-39.63	30.71	16.80	0.0479
Vertical Polarization							
Frequency (MHz)	LVL (dBm)	Tx Cable Loss (dB)	Tx ANT Gain (dBi)	SA Reading (dB)	Correction Factor (dB)	ERP (dBm)	ERP (W)
825.5	-13.76	9.34	0.49	-41.53	32.68	16.77	0.0475
836.5	-11.87	9.38	0.49	-41.59	32.70	18.68	0.0738
847.5	-11.94	9.42	0.50	-41.65	32.73	18.64	0.0731

LTE Band 5 Radiated Power ERP for BW 3MHz / 16QAM							
Horizontal Polarization							
Frequency (MHz)	LVL (dBm)	Tx Cable Loss (dB)	Tx ANT Gain (dBi)	SA Reading (dB)	Correction Factor (dB)	ERP (dBm)	ERP (W)
825.5	-14.10	9.34	0.49	-39.44	30.59	14.34	0.0272
836.5	-14.20	9.38	0.49	-39.49	30.60	14.25	0.0266
847.5	-14.24	9.42	0.50	-39.61	30.69	14.30	0.0269
Vertical Polarization							
Frequency (MHz)	LVL (dBm)	Tx Cable Loss (dB)	Tx ANT Gain (dBi)	SA Reading (dB)	Correction Factor (dB)	ERP (dBm)	ERP (W)
825.5	-15.30	9.34	0.49	-41.51	32.66	15.21	0.0332
836.5	-15.11	9.38	0.49	-41.62	32.73	15.47	0.0352
847.5	-14.53	9.42	0.50	-41.67	32.75	16.07	0.0405

* ERP = LVL (dBm) + Correction Factor (dB) - 2.15

S.G. power = 0 (dBm)



LTE Band 5 Radiated Power ERP for BW 5MHz / QPSK							
Horizontal Polarization							
Frequency (MHz)	LVL (dBm)	Tx Cable Loss (dB)	Tx ANT Gain (dBi)	SA Reading (dB)	Correction Factor (dB)	ERP (dBm)	ERP (W)
826.5	-9.66	9.34	0.49	-39.46	30.60	18.79	0.0757
836.5	-9.20	9.38	0.49	-39.52	30.63	19.28	0.0847
846.5	-9.27	9.41	0.50	-39.58	30.66	19.24	0.0839
Vertical Polarization							
Frequency (MHz)	LVL (dBm)	Tx Cable Loss (dB)	Tx ANT Gain (dBi)	SA Reading (dB)	Correction Factor (dB)	ERP (dBm)	ERP (W)
826.5	-10.81	9.34	0.49	-41.53	32.67	19.71	0.0935
836.5	-10.04	9.38	0.49	-41.59	32.70	20.51	0.1125
846.5	-9.64	9.41	0.50	-41.65	32.73	20.94	0.1242

LTE Band 5 Radiated Power ERP for BW 5MHz / 16QAM							
Horizontal Polarization							
Frequency (MHz)	LVL (dBm)	Tx Cable Loss (dB)	Tx ANT Gain (dBi)	SA Reading (dB)	Correction Factor (dB)	ERP (dBm)	ERP (W)
826.5	-15.00	9.34	0.49	-39.48	30.62	13.47	0.0222
836.5	-13.49	9.38	0.49	-39.55	30.66	15.02	0.0318
846.5	-14.35	9.41	0.50	-39.63	30.71	14.21	0.0264
Vertical Polarization							
Frequency (MHz)	LVL (dBm)	Tx Cable Loss (dB)	Tx ANT Gain (dBi)	SA Reading (dB)	Correction Factor (dB)	ERP (dBm)	ERP (W)
826.5	-16.16	9.34	0.49	-41.56	32.70	14.39	0.0275
836.5	-14.20	9.38	0.49	-41.63	32.74	16.39	0.0436
846.5	-14.49	9.41	0.50	-41.61	32.69	16.05	0.0403

* ERP = LVL (dBm) + Correction Factor (dB) - 2.15

S.G. power = 0 (dBm)



LTE Band 5 Radiated Power ERP for BW 10MHz / QPSK							
Horizontal Polarization							
Frequency (MHz)	LVL (dBm)	Tx Cable Loss (dB)	Tx ANT Gain (dBi)	SA Reading (dB)	Correction Factor (dB)	ERP (dBm)	ERP (W)
829	-9.63	9.35	0.49	-39.46	30.59	18.81	0.0760
836.5	-9.30	9.38	0.49	-39.52	30.63	19.18	0.0828
844	-9.19	9.41	0.50	-39.59	30.68	19.34	0.0859
Vertical Polarization							
Frequency (MHz)	LVL (dBm)	Tx Cable Loss (dB)	Tx ANT Gain (dBi)	SA Reading (dB)	Correction Factor (dB)	ERP (dBm)	ERP (W)
829	-10.68	9.35	0.49	-41.42	32.55	19.72	0.0938
836.5	-10.08	9.38	0.49	-41.56	32.67	20.44	0.1107
844	-9.64	9.41	0.50	-41.59	32.68	20.89	0.1227

LTE Band 5 Radiated Power ERP for BW 10MHz / 16QAM							
Horizontal Polarization							
Frequency (MHz)	LVL (dBm)	Tx Cable Loss (dB)	Tx ANT Gain (dBi)	SA Reading (dB)	Correction Factor (dB)	ERP (dBm)	ERP (W)
829	-12.33	9.35	0.49	-39.47	30.60	16.12	0.0409
836.5	-12.12	9.38	0.49	-39.56	30.67	16.40	0.0437
844	-11.88	9.41	0.50	-39.69	30.78	16.75	0.0473
Vertical Polarization							
Frequency (MHz)	LVL (dBm)	Tx Cable Loss (dB)	Tx ANT Gain (dBi)	SA Reading (dB)	Correction Factor (dB)	ERP (dBm)	ERP (W)
829	-13.38	9.35	0.49	-41.48	32.61	17.08	0.0511
836.5	-12.95	9.38	0.49	-41.61	32.72	17.62	0.0578
844	-12.06	9.41	0.50	-41.59	32.68	18.47	0.0703

* ERP = LVL (dBm) + Correction Factor (dB) - 2.15

S.G. power = 0 (dBm)



LTE Band 7 Radiated Power EIRP for BW 5MHz / QPSK							
Horizontal Polarization							
Frequency (MHz)	LVL (dBm)	Tx Cable Loss (dB)	Tx ANT Gain (dBi)	SA Reading (dB)	Correction Factor (dB)	EIRP (dBm)	EIRP (W)
2502.5	-27.89	7.51	10.80	-35.74	49.03	21.14	0.1300
2535.0	-27.80	7.57	10.83	-35.79	49.05	21.25	0.1334
2567.5	-27.29	7.62	10.85	-35.83	49.06	21.77	0.1503
Vertical Polarization							
Frequency (MHz)	LVL (dBm)	Tx Cable Loss (dB)	Tx ANT Gain (dBi)	SA Reading (dB)	Correction Factor (dB)	EIRP (dBm)	EIRP (W)
2502.5	-25.83	7.51	10.80	-34.65	47.94	22.11	0.1626
2535.0	-26.05	7.57	10.83	-34.76	48.02	21.97	0.1574
2567.5	-26.06	7.62	10.85	-34.89	48.12	22.06	0.1607

LTE Band 7 Radiated Power EIRP for BW 5MHz / 16QAM							
Horizontal Polarization							
Frequency (MHz)	LVL (dBm)	Tx Cable Loss (dB)	Tx ANT Gain (dBi)	SA Reading (dB)	Correction Factor (dB)	EIRP (dBm)	EIRP (W)
2502.5	-29.48	7.51	10.80	-35.73	49.02	19.54	0.0899
2535.0	-29.40	7.57	10.83	-35.81	49.07	19.67	0.0927
2567.5	-28.93	7.62	10.85	-35.86	49.09	20.16	0.1038
Vertical Polarization							
Frequency (MHz)	LVL (dBm)	Tx Cable Loss (dB)	Tx ANT Gain (dBi)	SA Reading (dB)	Correction Factor (dB)	EIRP (dBm)	EIRP (W)
2502.5	-27.83	7.51	10.80	-34.68	47.97	20.14	0.1033
2535.0	-27.94	7.57	10.83	-34.71	47.97	20.03	0.1007
2567.5	-27.51	7.62	10.85	-34.79	48.02	20.51	0.1125

S.G. power = 10 (dBm)



LTE Band 7 Radiated Power EIRP for BW 10MHz / QPSK							
Horizontal Polarization							
Frequency (MHz)	LVL (dBm)	Tx Cable Loss (dB)	Tx ANT Gain (dBi)	SA Reading (dB)	Correction Factor (dB)	EIRP (dBm)	EIRP (W)
2505.0	-28.32	7.51	10.80	-35.64	48.93	20.61	0.1151
2535.0	-27.86	7.57	10.83	-35.79	49.05	21.19	0.1315
2565.0	-27.08	7.62	10.85	-35.83	49.06	21.98	0.1578
Vertical Polarization							
Frequency (MHz)	LVL (dBm)	Tx Cable Loss (dB)	Tx ANT Gain (dBi)	SA Reading (dB)	Correction Factor (dB)	EIRP (dBm)	EIRP (W)
2505.0	-26.04	7.51	10.80	-34.63	47.92	21.88	0.1542
2535.0	-26.07	7.57	10.83	-34.73	47.99	21.92	0.1556
2565.0	-25.64	7.62	10.85	-34.75	47.98	22.34	0.1714

LTE Band 7 Radiated Power EIRP for BW 10MHz / 16QAM							
Horizontal Polarization							
Frequency (MHz)	LVL (dBm)	Tx Cable Loss (dB)	Tx ANT Gain (dBi)	SA Reading (dB)	Correction Factor (dB)	EIRP (dBm)	EIRP (W)
2505.0	-29.27	7.51	10.80	-35.62	48.91	19.64	0.0920
2535.0	-29.31	7.57	10.83	-35.75	49.01	19.70	0.0933
2565.0	-28.64	7.62	10.85	-35.89	49.12	20.48	0.1117
Vertical Polarization							
Frequency (MHz)	LVL (dBm)	Tx Cable Loss (dB)	Tx ANT Gain (dBi)	SA Reading (dB)	Correction Factor (dB)	EIRP (dBm)	EIRP (W)
2505.0	-27.09	7.51	10.80	-34.62	47.91	20.82	0.1208
2535.0	-27.58	7.57	10.83	-34.78	48.04	20.46	0.1112
2565.0	-26.98	7.62	10.85	-34.71	47.94	20.96	0.1247

S.G. power = 10 (dBm)



LTE Band 7 Radiated Power EIRP for BW 15MHz / QPSK							
Horizontal Polarization							
Frequency (MHz)	LVL (dBm)	Tx Cable Loss (dB)	Tx ANT Gain (dBi)	SA Reading (dB)	Correction Factor (dB)	EIRP (dBm)	EIRP (W)
2507.5	-27.82	7.52	10.81	-35.57	48.86	21.04	0.1271
2535.0	-27.69	7.57	10.83	-35.69	48.95	21.26	0.1337
2562.5	-27.10	7.62	10.85	-35.73	48.96	21.86	0.1535
Vertical Polarization							
Frequency (MHz)	LVL (dBm)	Tx Cable Loss (dB)	Tx ANT Gain (dBi)	SA Reading (dB)	Correction Factor (dB)	EIRP (dBm)	EIRP (W)
2507.5	-26.38	7.52	10.81	-34.65	47.94	21.56	0.1432
2535.0	-26.20	7.57	10.83	-34.59	47.85	21.65	0.1462
2562.5	-25.28	7.62	10.85	-34.64	47.87	22.59	0.1816

LTE Band 7 Radiated Power EIRP for BW 15MHz / 16QAM							
Horizontal Polarization							
Frequency (MHz)	LVL (dBm)	Tx Cable Loss (dB)	Tx ANT Gain (dBi)	SA Reading (dB)	Correction Factor (dB)	EIRP (dBm)	EIRP (W)
2507.5	-29.62	7.52	10.81	-35.68	48.97	19.35	0.0861
2535.0	-29.14	7.57	10.83	-35.74	49.00	19.86	0.0968
2562.5	-28.85	7.62	10.85	-35.81	49.04	20.19	0.1045
Vertical Polarization							
Frequency (MHz)	LVL (dBm)	Tx Cable Loss (dB)	Tx ANT Gain (dBi)	SA Reading (dB)	Correction Factor (dB)	EIRP (dBm)	EIRP (W)
2507.5	-28.17	7.52	10.81	-34.73	48.02	19.85	0.0966
2535.0	-27.61	7.57	10.83	-34.68	47.94	20.33	0.1079
2562.5	-27.14	7.62	10.85	-34.88	48.11	20.97	0.1250

S.G. power = 10 (dBm)



LTE Band 7 Radiated Power EIRP for BW 20MHz / QPSK							
Horizontal Polarization							
Frequency (MHz)	LVL (dBm)	Tx Cable Loss (dB)	Tx ANT Gain (dBi)	SA Reading (dB)	Correction Factor (dB)	EIRP (dBm)	EIRP (W)
2510.0	-28.32	7.52	10.81	-35.63	48.91	20.59	0.1146
2535.0	-28.57	7.57	10.83	-35.71	48.97	20.40	0.1096
2560.0	-27.40	7.61	10.85	-35.75	48.99	21.59	0.1442
Vertical Polarization							
Frequency (MHz)	LVL (dBm)	Tx Cable Loss (dB)	Tx ANT Gain (dBi)	SA Reading (dB)	Correction Factor (dB)	EIRP (dBm)	EIRP (W)
2510.0	-26.11	7.52	10.81	-34.69	47.97	21.86	0.1535
2535.0	-26.83	7.57	10.83	-34.71	47.97	21.14	0.1300
2560.0	-26.16	7.61	10.85	-34.87	48.11	21.95	0.1567

LTE Band 7 Radiated Power EIRP for BW 20MHz / 16QAM							
Horizontal Polarization							
Frequency (MHz)	LVL (dBm)	Tx Cable Loss (dB)	Tx ANT Gain (dBi)	SA Reading (dB)	Correction Factor (dB)	EIRP (dBm)	EIRP (W)
2510.0	-29.64	7.52	10.81	-35.68	48.96	19.32	0.0855
2535.0	-29.52	7.57	10.83	-35.76	49.02	19.50	0.0891
2560.0	-29.05	7.61	10.85	-35.79	49.03	19.98	0.0995
Vertical Polarization							
Frequency (MHz)	LVL (dBm)	Tx Cable Loss (dB)	Tx ANT Gain (dBi)	SA Reading (dB)	Correction Factor (dB)	EIRP (dBm)	EIRP (W)
2510.0	-27.62	7.52	10.81	-34.51	47.79	20.17	0.1040
2535.0	-27.77	7.57	10.83	-34.58	47.84	20.07	0.1016
2560.0	-27.77	7.61	10.85	-34.66	47.90	20.13	0.1030

S.G. power = 10 (dBm)



LTE Band 13 Radiated Power ERP for BW 5MHz / QPSK							
Horizontal Polarization							
Frequency (MHz)	LVL (dBm)	Tx Cable Loss (dB)	Tx ANT Gain (dBi)	SA Reading (dB)	Correction Factor (dB)	ERP (dBm)	ERP (W)
779.50	-8.12	9.10	0.40	-38.41	29.71	19.44	0.0879
782.00	-8.41	9.12	0.41	-38.45	29.74	19.18	0.0828
784.50	-8.50	9.14	0.42	-38.46	29.74	19.09	0.0811
Vertical Polarization							
Frequency (MHz)	LVL (dBm)	Tx Cable Loss (dB)	Tx ANT Gain (dBi)	SA Reading (dB)	Correction Factor (dB)	ERP (dBm)	ERP (W)
779.50	-8.75	9.10	0.40	-40.16	31.46	20.56	0.1138
782.00	-9.18	9.12	0.41	-40.19	31.48	20.15	0.1035
784.50	-9.32	9.14	0.42	-40.23	31.51	20.04	0.1009

LTE Band 13 Radiated Power ERP for BW 5MHz / 16QAM							
Horizontal Polarization							
Frequency (MHz)	LVL (dBm)	Tx Cable Loss (dB)	Tx ANT Gain (dBi)	SA Reading (dB)	Correction Factor (dB)	ERP (dBm)	ERP (W)
779.50	-11.07	9.10	0.40	-38.42	29.72	16.50	0.0447
782.00	-11.23	9.12	0.41	-38.48	29.77	16.39	0.0436
784.50	-11.08	9.14	0.42	-38.49	29.77	16.54	0.0451
Vertical Polarization							
Frequency (MHz)	LVL (dBm)	Tx Cable Loss (dB)	Tx ANT Gain (dBi)	SA Reading (dB)	Correction Factor (dB)	ERP (dBm)	ERP (W)
779.50	-11.76	9.10	0.40	-40.08	31.38	17.47	0.0558
782.00	-11.92	9.12	0.41	-40.12	31.41	17.34	0.0542
784.50	-11.94	9.14	0.42	-40.19	31.47	17.38	0.0547

* ERP = LVL (dBm) + Correction Factor (dB) - 2.15

S.G. power = 0 (dBm)



LTE Band 13 Radiated Power ERP for BW 10MHz / QPSK							
Horizontal Polarization							
Frequency (MHz)	LVL (dBm)	Tx Cable Loss (dB)	Tx ANT Gain (dBi)	SA Reading (dB)	Correction Factor (dB)	ERP (dBm)	ERP (W)
782.00	-8.66	9.12	0.41	-38.46	29.75	18.94	0.0783
Vertical Polarization							
Frequency (MHz)	LVL (dBm)	Tx Cable Loss (dB)	Tx ANT Gain (dBi)	SA Reading (dB)	Correction Factor (dB)	ERP (dBm)	ERP (W)
782.00	-9.41	9.12	0.41	-40.13	31.42	19.86	0.0968

LTE Band 13 Radiated Power ERP for BW 10MHz / 16QAM							
Horizontal Polarization							
Frequency (MHz)	LVL (dBm)	Tx Cable Loss (dB)	Tx ANT Gain (dBi)	SA Reading (dB)	Correction Factor (dB)	ERP (dBm)	ERP (W)
782.00	-11.25	9.12	0.41	-38.44	29.73	16.33	0.0430
Vertical Polarization							
Frequency (MHz)	LVL (dBm)	Tx Cable Loss (dB)	Tx ANT Gain (dBi)	SA Reading (dB)	Correction Factor (dB)	ERP (dBm)	ERP (W)
782.00	-12.06	9.12	0.41	-40.19	31.48	17.27	0.0533

* ERP = LVL (dBm) + Correction Factor (dB) - 2.15

S.G. power = 0 (dBm)



Radiated Spurious Emission



LTE Band 2

LTE Band 2 / 1.4MHz / QPSK									
Channel	Frequency (MHz)	EIRP (dBm)	Limit (dBm)	Over Limit (dB)	SPA Reading (dBm)	S.G. Power (dBm)	TX Cable loss (dB)	TX Antenna Gain (dBi)	Polarization (H/V)
Lowest	3700	-60.11	-13	-47.11	-53.92	-66.68	1.67	8.24	H
	5548	-61.92	-13	-48.92	-62.49	-68.99	2.65	9.72	H
	7403	-52.41	-13	-39.41	-58.4	-61.56	2.46	11.61	H
	9251	-41.56	-13	-28.56	-51.56	-51.62	2.54	12.60	H
	12954	-44.78	-13	-31.78	-61.79	-54.81	2.92	12.94	H
									H
									H
	3700	-55.89	-13	-42.89	-49.45	-62.46	1.67	8.24	V
	5548	-61.01	-13	-48.01	-61.54	-68.08	2.65	9.72	V
	7403	-52.60	-13	-39.60	-58.88	-61.75	2.46	11.61	V
	9251	-46.08	-13	-33.08	-54.65	-56.14	2.54	12.60	V
	12954	-48.11	-13	-35.11	-64.32	-58.14	2.92	12.94	V
									V
									V
Middle	3756	-59.60	-13	-46.60	-53.47	-66.22	1.68	8.31	H
	5639	-64.81	-13	-51.81	-65.63	-71.86	2.71	9.76	H
	7515	-53.20	-13	-40.20	-59.43	-62.58	2.42	11.81	H
	9398	-42.78	-13	-29.78	-53.29	-52.75	2.57	12.54	H
	13154	-43.45	-13	-30.45	-61.02	-53.7	2.97	13.22	H
									H
									H
	3756	-55.60	-13	-42.60	-49.25	-62.22	1.68	8.31	V
	5639	-60.90	-13	-47.90	-61.67	-67.95	2.71	9.76	V
	7515	-53.46	-13	-40.46	-59.98	-62.84	2.42	11.81	V
	9398	-46.38	-13	-33.38	-55.24	-56.35	2.57	12.54	V
	13154	-46.98	-13	-33.98	-63.71	-57.23	2.97	13.22	V
									V
									V



Highest	3819	-59.43	-13	-46.43	-53.39	-66.11	1.70	8.38	H
	5723	-57.74	-13	-44.74	-58.79	-64.78	2.75	9.79	H
	7634	-54.26	-13	-41.26	-60.7	-63.75	2.39	11.88	H
	9545	-44.72	-13	-31.72	-55.78	-54.59	2.60	12.47	H
	13363	-44.82	-13	-31.82	-62.92	-55.31	3.02	13.51	H
									H
									H
	3819	-56.66	-13	-43.66	-50.42	-63.34	1.70	8.38	V
	5723	-56.15	-13	-43.15	-57.12	-63.19	2.75	9.79	V
	7634	-53.65	-13	-40.65	-60.32	-63.14	2.39	11.88	V
	9545	-46.48	-13	-33.48	-55.75	-56.35	2.60	12.47	V
	13363	-46.48	-13	-33.48	-63.7	-56.97	3.02	13.51	V
									V
									V

Remark: Spurious emissions within 30-1000MHz were found more than 20dB below limit line.



LTE Band 2 / 3MHz / QPSK									
Channel	Frequency (MHz)	EIRP (dBm)	Limit (dBm)	Over Limit (dB)	SPA Reading (dBm)	S.G. Power (dBm)	TX Cable loss (dB)	TX Antenna Gain (dBi)	Polarization (H/V)
Lowest	3700	-61.42	-13	-48.42	-55.23	-67.99	1.67	8.24	H
	5548	-62.23	-13	-49.23	-62.81	-69.3	2.65	9.72	H
	7403	-54.08	-13	-41.08	-60.09	-63.23	2.46	11.61	H
	9251	-42.49	-13	-29.49	-52.48	-52.55	2.54	12.60	H
	12954	-46.61	-13	-33.61	-63.62	-56.64	2.92	12.94	H
									H
									H
	3700	-57.21	-13	-44.21	-50.77	-63.78	1.67	8.24	V
	5548	-62.68	-13	-49.68	-63.21	-69.75	2.65	9.72	V
	7403	-53.50	-13	-40.50	-59.74	-62.65	2.46	11.61	V
	9251	-46.33	-13	-33.33	-54.9	-56.39	2.54	12.60	V
	12954	-47.95	-13	-34.95	-64.16	-57.98	2.92	12.94	V
									V
									V
Middle	3756	-60.49	-13	-47.49	-54.36	-67.11	1.68	8.31	H
	5639	-62.44	-13	-49.44	-63.25	-69.49	2.71	9.76	H
	7515	-53.78	-13	-40.78	-60.01	-63.16	2.42	11.81	H
	9391	-41.75	-13	-28.75	-52.26	-51.73	2.57	12.54	H
	13154	-44.19	-13	-31.19	-61.76	-54.44	2.97	13.22	H
									H
									H
	3756	-56.34	-13	-43.34	-49.99	-62.96	1.68	8.31	V
	5639	-61.84	-13	-48.84	-62.59	-68.89	2.71	9.76	V
	7515	-54.68	-13	-41.68	-61.2	-64.06	2.42	11.81	V
	9391	-46.42	-13	-33.42	-55.28	-56.40	2.57	12.54	V
	13154	-46.82	-13	-33.82	-63.55	-57.07	2.97	13.22	V
									V
									V



Highest	3812	-60.03	-13	-47.03	-53.98	-66.7	1.70	8.37	H
	5723	-61.41	-13	-48.41	-62.46	-68.45	2.75	9.79	H
	7627	-57.39	-13	-44.39	-63.82	-66.88	2.39	11.88	H
	9538	-44.44	-13	-31.44	-55.44	-54.32	2.60	12.48	H
	13353	-46.32	-13	-33.32	-64.39	-56.8	3.02	13.49	H
									H
									H
	3812	-58.28	-13	-45.28	-52.03	-64.95	1.70	8.37	V
	5723	-59.68	-13	-46.68	-60.67	-66.72	2.75	9.79	V
	7627	-54.49	-13	-41.49	-61.16	-63.98	2.39	11.88	V
	9538	-45.55	-13	-32.55	-54.73	-55.43	2.60	12.48	V
	13353	-48.73	-13	-35.73	-66	-59.21	3.02	13.49	V
									V
									V

Remark: Spurious emissions within 30-1000MHz were found more than 20dB below limit line.



LTE Band 2 / 5MHz / QPSK									
Channel	Frequency (MHz)	EIRP (dBm)	Limit (dBm)	Over Limit (dB)	SPA Reading (dBm)	S.G. Power (dBm)	TX Cable loss (dB)	TX Antenna Gain (dBi)	Polarization (H/V)
Lowest	3700	-61.67	-13	-48.67	-55.48	-68.24	1.67	8.24	H
	5548	-61.74	-13	-48.74	-62.31	-68.81	2.65	9.72	H
	7403	-55.25	-13	-42.25	-61.23	-64.40	2.46	11.61	H
	9251	-43.42	-13	-30.42	-53.4	-53.48	2.54	12.60	H
	12954	-43.63	-13	-30.63	-60.64	-53.66	2.92	12.94	H
									H
									H
	3700	-55.97	-13	-42.97	-49.53	-62.54	1.67	8.24	V
	5548	-62.09	-13	-49.09	-62.62	-69.16	2.65	9.72	V
	7403	-52.95	-13	-39.95	-59.23	-62.10	2.46	11.61	V
	9251	-47.83	-13	-34.83	-56.4	-57.89	2.54	12.60	V
	12954	-48.67	-13	-35.67	-64.88	-58.70	2.92	12.94	V
									V
									V
Middle	3756	-60.55	-13	-47.55	-54.42	-67.17	1.68	8.31	H
	5632	-60.89	-13	-47.89	-61.65	-67.94	2.70	9.75	H
	7508	-51.84	-13	-38.84	-58.07	-61.22	2.43	11.80	H
	9391	-41.32	-13	-28.32	-51.83	-51.30	2.57	12.54	H
	13144	-39.85	-13	-26.85	-57.38	-50.09	2.97	13.20	H
									H
									H
	3756	-54.22	-13	-41.22	-47.87	-60.84	1.68	8.31	V
	5632	-59.96	-13	-46.96	-60.67	-67.01	2.70	9.75	V
	7508	-51.56	-13	-38.56	-58.08	-60.94	2.43	11.80	V
	9391	-44.75	-13	-31.75	-53.61	-54.73	2.57	12.54	V
	13144	-43.92	-13	-30.92	-60.61	-54.16	2.97	13.20	V
									V
									V



Highest	3812	-60.64	-13	-47.64	-54.58	-67.31	1.70	8.37	H
	5716	-62.66	-13	-49.66	-63.56	-69.70	2.75	9.79	H
	7620	-56.52	-13	-43.52	-62.93	-66.00	2.39	11.87	H
	9524	-45.72	-13	-32.72	-56.65	-55.61	2.59	12.49	H
	13334	-46.49	-13	-33.49	-64.52	-56.94	3.01	13.47	H
									H
									H
	3812	-58.17	-13	-45.17	-51.9	-64.84	1.70	8.37	V
	5716	-60.50	-13	-47.50	-61.43	-67.54	2.75	9.79	V
	7620	-53.46	-13	-40.46	-60.1	-62.94	2.39	11.87	V
	9524	-47.32	-13	-34.32	-56.44	-57.21	2.59	12.49	V
	13334	-47.58	-13	-34.58	-64.76	-58.03	3.01	13.47	V
									V
									V

Remark: Spurious emissions within 30-1000MHz were found more than 20dB below limit line.



LTE Band 2 / 10MHz / QPSK									
Channel	Frequency (MHz)	EIRP (dBm)	Limit (dBm)	Over Limit (dB)	SPA Reading (dBm)	S.G. Power (dBm)	TX Cable loss (dB)	TX Antenna Gain (dBi)	Polarization (H/V)
Lowest	3700	-59.18	-13	-46.18	-52.99	-65.75	1.67	8.24	H
	5555	-59.38	-13	-46.38	-59.95	-66.45	2.66	9.72	H
	7403	-53.03	-13	-40.03	-59.01	-62.18	2.46	11.61	H
	9251	-39.38	-13	-26.38	-49.36	-49.44	2.54	12.60	H
	12954	-45.49	-13	-32.49	-62.5	-55.52	2.92	12.94	H
									H
									H
	3700	-55.48	-13	-42.48	-49.04	-62.05	1.67	8.24	V
	5555	-58.05	-13	-45.05	-58.58	-65.12	2.66	9.72	V
	7403	-50.72	-13	-37.72	-57	-59.87	2.46	11.61	V
	9251	-46.13	-13	-33.13	-54.7	-56.19	2.54	12.60	V
	12954	-47.85	-13	-34.85	-64.06	-57.88	2.92	12.94	V
									V
									V
Middle	3749	-58.53	-13	-45.53	-52.4	-65.15	1.68	8.30	H
	5625	-55.25	-13	-42.25	-56.01	-62.3	2.70	9.75	H
	7501	-53.21	-13	-40.21	-59.41	-62.58	2.43	11.80	H
	9377	-39.52	-13	-26.52	-49.97	-49.51	2.56	12.55	H
	13125	-39.77	-13	-26.77	-57.25	-49.98	2.96	13.18	H
									H
									H
	3749	-56.30	-13	-43.30	-49.95	-62.92	1.68	8.30	V
	5625	-55.52	-13	-42.52	-56.23	-62.57	2.70	9.75	V
	7501	-52.83	-13	-39.83	-59.33	-62.2	2.43	11.80	V
	9377	-45.37	-13	-32.37	-54.2	-55.36	2.56	12.55	V
	13125	-44.20	-13	-31.20	-60.85	-54.41	2.96	13.18	V
									V
									V



Highest	3798	-58.86	-13	-45.86	-52.8	-65.52	1.70	8.36	H
	5702	-60.93	-13	-47.93	-61.92	-67.97	2.74	9.78	H
	7599	-53.01	-13	-40.01	-59.39	-62.47	2.40	11.86	H
	9503	-43.01	-13	-30.01	-53.88	-52.92	2.59	12.50	H
	13306	-42.54	-13	-29.54	-60.49	-52.96	3.01	13.43	H
									H
									H
	3798	-53.61	-13	-40.61	-47.34	-60.27	1.70	8.36	V
	5702	-58.74	-13	-45.74	-59.67	-65.78	2.74	9.78	V
	7599	-51.96	-13	-38.96	-58.58	-61.42	2.40	11.86	V
	9503	-45.46	-13	-32.46	-54.51	-55.37	2.59	12.50	V
	13306	-44.88	-13	-31.88	-61.98	-55.30	3.01	13.43	V
									V
									V

Remark: Spurious emissions within 30-1000MHz were found more than 20dB below limit line.



LTE Band 2 / 15MHz / QPSK									
Channel	Frequency (MHz)	EIRP (dBm)	Limit (dBm)	Over Limit (dB)	SPA Reading (dBm)	S.G. Power (dBm)	TX Cable loss (dB)	TX Antenna Gain (dBi)	Polarization (H/V)
Lowest	3700	-60.88	-13	-47.88	-54.69	-67.45	1.67	8.24	H
	5555	-61.44	-13	-48.44	-62.04	-68.51	2.66	9.72	H
	7403	-52.07	-13	-39.07	-58.06	-61.22	2.46	11.61	H
	9251	-41.00	-13	-28.00	-50.98	-51.06	2.54	12.60	H
	12954	-42.97	-13	-29.97	-59.98	-53	2.92	12.94	H
									H
									H
	3700	-57.01	-13	-44.01	-50.57	-63.58	1.67	8.24	V
	5555	-60.62	-13	-47.62	-61.15	-67.69	2.66	9.72	V
	7403	-52.76	-13	-39.76	-59.04	-61.91	2.46	11.61	V
	9251	-46.96	-13	-33.96	-55.53	-57.02	2.54	12.60	V
	12954	-47.12	-13	-34.12	-63.33	-57.15	2.92	12.94	V
									V
									V
Middle	3749	-58.89	-13	-45.89	-52.83	-65.51	1.68	8.30	H
	5618	-62.33	-13	-49.33	-63.1	-69.38	2.69	9.75	H
	7494	-53.69	-13	-40.69	-59.89	-63.05	2.43	11.79	H
	9370	-40.94	-13	-27.94	-51.33	-50.93	2.56	12.55	H
	13116	-40.42	-13	-27.42	-57.9	-50.62	2.96	13.16	H
									H
									H
	3749	-54.63	-13	-41.63	-48.28	-61.25	1.68	8.30	V
	5618	-59.88	-13	-46.88	-60.59	-66.93	2.69	9.75	V
	7494	-53.39	-13	-40.39	-59.89	-62.75	2.43	11.79	V
	9370	-46.71	-13	-33.71	-55.51	-56.7	2.56	12.55	V
	13116	-43.71	-13	-30.71	-60.37	-53.91	2.96	13.16	V
									V
									V



Highest	3791	-60.18	-13	-47.18	-54.11	-66.83	1.70	8.35	H
	5688	-61.59	-13	-48.59	-62.54	-68.63	2.73	9.78	H
	7585	-56.26	-13	-43.26	-62.62	-65.71	2.40	11.85	H
	9482	-45.33	-13	-32.33	-56.14	-55.25	2.59	12.51	H
	13268	-42.82	-13	-29.82	-60.68	-53.2	3.00	13.38	H
									H
									H
	3791	-53.00	-13	-40.00	-46.75	-59.65	1.70	8.35	V
	5688	-61.08	-13	-48.08	-61.97	-68.12	2.73	9.78	V
	7585	-54.44	-13	-41.44	-61.04	-63.89	2.40	11.85	V
	9482	-47.08	-13	-34.08	-56.1	-57	2.59	12.51	V
	13268	-43.61	-13	-30.61	-60.62	-53.99	3.00	13.38	V
									V
									V

Remark: Spurious emissions within 30-1000MHz were found more than 20dB below limit line.



LTE Band 2 / 20MHz / QPSK									
Channel	Frequency (MHz)	EIRP (dBm)	Limit (dBm)	Over Limit (dB)	SPA Reading (dBm)	S.G. Power (dBm)	TX Cable loss (dB)	TX Antenna Gain (dBi)	Polarization (H/V)
Lowest	3700	-59.84	-13	-46.84	-53.66	-66.41	1.67	8.24	H
	5555	-61.08	-13	-48.08	-61.66	-68.15	2.66	9.72	H
	7403	-53.23	-13	-40.23	-59.22	-62.38	2.46	11.61	H
	9258	-42.33	-13	-29.33	-52.36	-52.39	2.54	12.60	H
	12954	-45.54	-13	-32.54	-62.55	-55.57	2.92	12.94	H
									H
									H
	3700	-56.52	-13	-43.52	-50.09	-63.09	1.67	8.24	V
	5555	-59.02	-13	-46.02	-59.55	-66.09	2.66	9.72	V
	7403	-53.30	-13	-40.30	-59.59	-62.45	2.46	11.61	V
	9258	-45.00	-13	-32.00	-53.61	-55.06	2.54	12.60	V
	12954	-47.52	-13	-34.52	-63.73	-57.55	2.92	12.94	V
									V
									V
Middle	3742	-57.11	-13	-44.11	-50.97	-63.72	1.68	8.29	H
	5611	-62.43	-13	-49.43	-63.14	-69.49	2.69	9.74	H
	7487	-52.83	-13	-39.83	-59.04	-62.17	2.43	11.77	H
	9356	-39.93	-13	-26.93	-50.32	-49.93	2.56	12.56	H
	13097	-40.83	-13	-27.83	-58.28	-51.01	2.95	13.14	H
									H
									H
	3742	-53.22	-13	-40.22	-46.84	-59.83	1.68	8.29	V
	5611	-59.85	-13	-46.85	-60.51	-66.91	2.69	9.74	V
	7487	-50.28	-13	-37.28	-56.78	-59.62	2.43	11.77	V
	9356	-46.15	-13	-33.15	-54.95	-56.15	2.56	12.56	V
	13097	-44.46	-13	-31.46	-61.07	-54.64	2.95	13.14	V
									V
									V



Highest	3784	-58.83	-13	-45.83	-52.75	-65.48	1.69	8.34	H
	5674	-61.76	-13	-48.76	-62.66	-68.8	2.73	9.77	H
	7564	-56.26	-13	-43.26	-62.58	-65.69	2.41	11.84	H
	9454	-44.53	-13	-31.53	-55.22	-54.47	2.58	12.52	H
	13239	-45.78	-13	-32.78	-63.57	-56.12	2.99	13.33	H
									H
									H
	3784	-53.53	-13	-40.53	-47.25	-60.18	1.69	8.34	V
	5674	-58.41	-13	-45.41	-59.25	-65.45	2.73	9.77	V
	7564	-56.07	-13	-43.07	-62.65	-65.5	2.41	11.84	V
	9454	-48.85	-13	-35.85	-57.8	-58.79	2.58	12.52	V
	13239	-48.18	-13	-35.18	-65.11	-58.52	2.99	13.33	V
									V
									V

Remark: Spurious emissions within 30-1000MHz were found more than 20dB below limit line.



LTE Band 4

LTE Band 4 / 1.4MHz / QPSK									
Channel	Frequency (MHz)	EIRP (dBm)	Limit (dBm)	Over Limit (dB)	SPA Reading (dBm)	S.G. Power (dBm)	TX Cable loss (dB)	TX Antenna Gain (dBi)	Polarization (H/V)
Lowest	3420	-60.34	-13	-47.34	-53.73	-66.41	1.58	7.65	H
	5128	-63.40	-13	-50.40	-62.92	-70.69	2.41	9.70	H
	6843	-55.04	-13	-42.04	-59.36	-63.01	2.64	10.61	H
	8551	-43.38	-13	-30.38	-51.89	-53.51	2.39	12.52	H
	10264	-49.75	-13	-36.75	-62.77	-59.36	2.69	12.31	H
	11968	-45.45	-13	-32.45	-61.12	-55.07	2.68	12.30	H
									H
	3420	-62.81	-13	-49.81	-55.92	-68.88	1.58	7.65	V
	5128	-64.75	-13	-51.75	-64.09	-72.04	2.41	9.70	V
	6843	-50.65	-13	-37.65	-55.23	-58.62	2.64	10.61	V
	8551	-39.31	-13	-26.31	-47.49	-49.44	2.39	12.52	V
	10264	-50.20	-13	-37.20	-62.12	-59.81	2.69	12.31	V
	11968	-48.36	-13	-35.36	-63.65	-57.98	2.68	12.30	V
									V
Middle	3462	-61.37	-13	-48.37	-54.86	-67.61	1.59	7.83	H
	5198	-59.77	-13	-46.77	-59.45	-67.02	2.45	9.70	H
	6927	-58.94	-13	-45.94	-63.6	-67.04	2.61	10.71	H
	8663	-49.78	-13	-36.78	-58.46	-59.93	2.41	12.57	H
	10392	-53.30	-13	-40.30	-66.44	-62.96	2.69	12.36	H
	12120	-50.99	-13	-37.99	-66.63	-60.61	2.71	12.32	H
									H
	3462	-64.46	-13	-51.46	-57.66	-70.70	1.59	7.83	V
	5198	-64.40	-13	-51.40	-63.93	-71.65	2.45	9.70	V
	6927	-55.88	-13	-42.88	-60.82	-63.98	2.61	10.71	V
	8663	-46.26	-13	-33.26	-54.43	-56.41	2.41	12.57	V
	10392	-55.30	-13	-42.30	-67.62	-64.96	2.69	12.36	V
	12120	-51.49	-13	-38.49	-66.69	-61.11	2.71	12.32	V
									V



Highest	3504	-56.88	-13	-43.88	-50.44	-63.28	1.61	8.00	H
	5261	-64.44	-13	-51.44	-64.24	-71.65	2.49	9.70	H
	7018	-55.89	-13	-42.89	-60.84	-64.14	2.58	10.84	H
	8768	-43.22	-13	-30.22	-52.04	-53.39	2.43	12.61	H
	10520	-54.04	-13	-41.04	-67.34	-63.75	2.69	12.40	H
	12280	-49.39	-13	-36.39	-64.92	-59.00	2.75	12.36	H
									H
	3504	-62.90	-13	-49.90	-56.15	-69.30	1.61	8.00	V
	5261	-65.11	-13	-52.11	-64.83	-72.32	2.49	9.70	V
	7018	-51.28	-13	-38.28	-56.53	-59.53	2.58	10.84	V
	8768	-39.66	-13	-26.66	-47.82	-49.83	2.43	12.61	V
	10520	-56.48	-13	-43.48	-69.24	-66.19	2.69	12.40	V
	12280	-49.16	-13	-36.16	-64.2	-58.77	2.75	12.36	V
									V

Remark: Spurious emissions within 30-1000MHz were found more than 20dB below limit line.



LTE Band 4 / 3MHz / QPSK									
Channel	Frequency (MHz)	EIRP (dBm)	Limit (dBm)	Over Limit (dB)	SPA Reading (dBm)	S.G. Power (dBm)	TX Cable loss (dB)	TX Antenna Gain (dBi)	Polarization (H/V)
Lowest	3420	-62.49	-13	-49.49	-55.89	-68.56	1.58	7.65	H
	5128	-64.05	-13	-51.05	-63.6	-71.34	2.41	9.70	H
	6843	-58.20	-13	-45.20	-62.52	-66.17	2.64	10.61	H
	8551	-47.27	-13	-34.27	-55.79	-57.4	2.39	12.52	H
	10256	-50.83	-13	-37.83	-63.84	-60.44	2.69	12.30	H
	11966	-50.03	-13	-37.03	-65.72	-59.65	2.68	12.30	H
									H
	3420	-63.72	-13	-50.72	-56.85	-69.79	1.58	7.65	V
	6843	-57.21	-13	-44.21	-61.82	-65.18	2.64	10.61	V
	8551	-41.13	-13	-28.13	-49.31	-51.26	2.39	12.52	V
	10256	-51.97	-13	-38.97	-63.84	-61.58	2.69	12.30	V
	11976	-49.13	-13	-36.13	-64.44	-58.75	2.68	12.30	V
	13686	-38.92	-13	-25.92	-56.43	-49.7	3.10	13.89	V
									V
Middle	3462	-63.06	-13	-50.06	-56.57	-69.3	1.59	7.83	H
	5191	-60.57	-13	-47.57	-60.26	-67.82	2.45	9.70	H
	6927	-59.32	-13	-46.32	-64	-67.42	2.61	10.71	H
	8656	-49.74	-13	-36.74	-58.39	-59.89	2.41	12.56	H
	10389	-53.30	-13	-40.30	-66.45	-62.96	2.69	12.36	H
	12118	-50.40	-13	-37.40	-66.04	-60.02	2.71	12.32	H
									H
	3462	-63.90	-13	-50.90	-57.1	-70.14	1.59	7.83	V
	5191	-60.18	-13	-47.18	-59.71	-67.43	2.45	9.70	V
	6927	-55.21	-13	-42.21	-60.15	-63.31	2.61	10.71	V
	8656	-46.75	-13	-33.75	-54.92	-56.9	2.41	12.56	V
	10389	-54.50	-13	-41.50	-66.82	-64.16	2.69	12.36	V
	12118	-51.16	-13	-38.16	-66.37	-60.78	2.71	12.32	V
									V



Highest	3504	-57.16	-13	-44.16	-50.74	-63.56	1.61	8.00	H
	7011	-56.97	-13	-43.97	-61.94	-65.21	2.59	10.82	H
	8761	-45.13	-13	-32.13	-53.98	-55.3	2.43	12.60	H
	12261	-50.21	-13	-37.21	-65.78	-59.82	2.74	12.35	H
	14018	-47.52	-13	-34.52	-64.98	-58.49	3.19	14.16	H
									H
									H
	3504	-60.19	-13	-47.19	-53.44	-66.59	1.61	8.00	V
	7011	-52.41	-13	-39.41	-57.68	-60.65	2.59	10.82	V
	8761	-38.89	-13	-25.89	-47.05	-49.06	2.43	12.60	V
	12261	-48.70	-13	-35.70	-63.8	-58.31	2.74	12.35	V
	14018	-45.88	-13	-32.88	-63.17	-56.85	3.19	14.16	V
									V
									V

Remark: Spurious emissions within 30-1000MHz were found more than 20dB below limit line.



LTE Band 4 / 5MHz / QPSK									
Channel	Frequency (MHz)	EIRP (dBm)	Limit (dBm)	Over Limit (dB)	SPA Reading (dBm)	S.G. Power (dBm)	TX Cable loss (dB)	TX Antenna Gain (dBi)	Polarization (H/V)
Lowest	3420	-63.39	-13	-50.39	-56.78	-69.46	1.58	7.65	H
	6843	-56.13	-13	-43.13	-60.47	-64.1	2.64	10.61	H
	8551	-45.56	-13	-32.56	-54.1	-55.69	2.39	12.52	H
	10257	-51.92	-13	-38.92	-64.94	-61.53	2.69	12.30	H
	11976	-49.46	-13	-36.46	-65.15	-59.08	2.68	12.30	H
	13686	-40.83	-13	-27.83	-58.87	-51.61	3.10	13.89	H
									H
	3420	-62.88	-13	-49.88	-55.99	-68.95	1.58	7.65	V
	6843	-51.54	-13	-38.54	-56.12	-59.51	2.64	10.61	V
	8551	-40.62	-13	-27.62	-48.85	-50.75	2.39	12.52	V
	10266	-51.10	-13	-38.10	-63.05	-60.71	2.69	12.31	V
	11976	-49.49	-13	-36.49	-64.8	-59.11	2.68	12.30	V
	13686	-39.05	-13	-26.05	-56.49	-49.83	3.10	13.89	V
									V
Middle	3462	-62.71	-13	-49.71	-56.21	-68.95	1.59	7.83	H
	5191	-60.95	-13	-47.95	-60.63	-68.2	2.45	9.70	H
	8649	-52.17	-13	-39.17	-60.88	-62.32	2.41	12.56	H
	10380	-55.85	-13	-42.85	-68.99	-65.51	2.69	12.35	H
	12109	-50.82	-13	-37.82	-66.48	-60.44	2.71	12.32	H
	13838	-45.05	-13	-32.05	-62.8	-55.95	3.14	14.04	H
									H
	3462	-65.27	-13	-52.27	-58.47	-71.51	1.59	7.83	V
	5191	-62.66	-13	-49.66	-62.19	-69.91	2.45	9.70	V
	6920	-57.09	-13	-44.09	-61.95	-65.18	2.62	10.70	V
	8649	-47.30	-13	-34.30	-55.47	-57.45	2.41	12.56	V
	10380	-55.45	-13	-42.45	-67.77	-65.11	2.69	12.35	V
	12109	-51.59	-13	-38.59	-66.81	-61.21	2.71	12.32	V
									V



Highest	3497	-57.49	-13	-44.49	-51.05	-63.87	1.60	7.99	H
	7004	-56.04	-13	-43.04	-60.96	-64.26	2.59	10.81	H
	8754	-43.57	-13	-30.57	-52.36	-53.74	2.43	12.60	H
	10504	-56.66	-13	-43.66	-69.92	-66.37	2.69	12.40	H
	12252	-51.58	-13	-38.58	-67.14	-61.19	2.74	12.35	H
	14000	-46.56	-13	-33.56	-63.98	-57.58	3.18	14.20	H
									H
	3504	-60.83	-13	-47.83	-54.08	-67.23	1.61	8.00	V
	7004	-53.63	-13	-40.63	-58.91	-61.85	2.59	10.81	V
	8754	-39.54	-13	-26.54	-47.7	-49.71	2.43	12.60	V
	12252	-50.25	-13	-37.25	-65.36	-59.86	2.74	12.35	V
	14000	-44.44	-13	-31.44	-61.1	-55.46	3.18	14.20	V
									V
									V

Remark: Spurious emissions within 30-1000MHz were found more than 20dB below limit line.



LTE Band 4 / 10MHz / QPSK									
Channel	Frequency (MHz)	EIRP (dBm)	Limit (dBm)	Over Limit (dB)	SPA Reading (dBm)	S.G. Power (dBm)	TX Cable loss (dB)	TX Antenna Gain (dBi)	Polarization (H/V)
Lowest	3420	-61.27	-13	-48.27	-54.66	-67.34	1.58	7.65	H
	6843	-53.62	-13	-40.62	-57.94	-61.59	2.64	10.61	H
	8551	-43.63	-13	-30.63	-52.17	-53.76	2.39	12.52	H
	10266	-50.88	-13	-37.88	-63.91	-60.49	2.69	12.31	H
	11976	-48.73	-13	-35.73	-64.43	-58.35	2.68	12.30	H
	13686	-39.18	-13	-26.18	-57.25	-49.96	3.10	13.89	H
									H
	3420	-62.42	-13	-49.42	-55.53	-68.49	1.58	7.65	V
	6843	-50.38	-13	-37.38	-54.99	-58.35	2.64	10.61	V
	8551	-39.02	-13	-26.02	-47.21	-49.15	2.39	12.52	V
	10266	-49.43	-13	-36.43	-61.35	-59.04	2.69	12.31	V
	11976	-46.47	-13	-33.47	-61.78	-56.09	2.68	12.30	V
	13686	-36.48	-13	-23.48	-53.95	-47.26	3.10	13.89	V
									V
Middle	3455	-60.03	-13	-47.03	-53.52	-66.24	1.59	7.80	H
	5184	-60.92	-13	-47.92	-60.56	-68.18	2.44	9.70	H
	8642	-51.06	-13	-38.06	-59.72	-61.21	2.41	12.56	H
	12099	-43.18	-13	-30.18	-58.86	-52.8	2.70	12.32	H
	13828	-43.20	-13	-30.20	-60.94	-54.09	3.14	14.03	H
									H
									H
	3455	-64.85	-13	-51.85	-58.03	-71.06	1.59	7.80	V
	5184	-56.49	-13	-43.49	-55.98	-63.75	2.44	9.70	V
	8642	-47.63	-13	-34.63	-55.8	-57.78	2.41	12.56	V
	12099	-51.33	-13	-38.33	-66.57	-60.95	2.70	12.32	V
	13828	-43.00	-13	-30.00	-60.35	-53.89	3.14	14.03	V
									V
									V



Highest	3490	-55.43	-13	-42.43	-48.97	-61.78	1.60	7.96	H
	6983	-58.04	-13	-45.04	-62.89	-66.22	2.60	10.78	H
	8726	-38.12	-13	-25.12	-46.87	-48.29	2.42	12.59	H
	10475	-52.76	-13	-39.76	-66	-62.46	2.69	12.39	H
	12223	-45.26	-13	-32.26	-60.85	-54.87	2.73	12.34	H
	13961	-39.67	-13	-26.67	-57.22	-50.66	3.17	14.16	H
									H
	3490	-57.62	-13	-44.62	-50.84	-63.97	1.60	7.96	V
	6983	-53.13	-13	-40.13	-58.29	-61.31	2.60	10.78	V
	8726	-34.33	-13	-21.33	-42.5	-44.5	2.42	12.59	V
	10475	-50.59	-13	-37.59	-63.19	-60.29	2.69	12.39	V
	12223	-43.58	-13	-30.58	-58.69	-53.19	2.73	12.34	V
	13961	-38.04	-13	-25.04	-55.34	-49.03	3.17	14.16	V
									V

Remark: Spurious emissions within 30-1000MHz were found more than 20dB below limit line.



LTE Band 4 / 15MHz / QPSK									
Channel	Frequency (MHz)	EIRP (dBm)	Limit (dBm)	Over Limit (dB)	SPA Reading (dBm)	S.G. Power (dBm)	TX Cable loss (dB)	TX Antenna Gain (dBi)	Polarization (H/V)
Lowest	3420	-62.53	-13	-49.53	-55.92	-68.6	1.58	7.65	H
	5135	-64.20	-13	-51.20	-63.73	-71.49	2.41	9.70	H
	6843	-59.81	-13	-46.81	-64.14	-67.78	2.64	10.61	H
	8551	-44.79	-13	-31.79	-53.3	-54.92	2.39	12.52	H
	10266	-51.66	-13	-38.66	-64.68	-61.27	2.69	12.31	H
	11976	-49.26	-13	-36.26	-64.95	-58.88	2.68	12.30	H
									H
	3420	-63.56	-13	-50.56	-56.67	-69.63	1.58	7.65	V
	5135	-64.65	-13	-51.65	-63.99	-71.94	2.41	9.70	V
	6843	-54.74	-13	-41.74	-59.32	-62.71	2.64	10.61	V
	8551	-40.65	-13	-27.65	-48.83	-50.78	2.39	12.52	V
	10266	-50.45	-13	-37.45	-62.38	-60.06	2.69	12.31	V
	11976	-47.61	-13	-34.61	-62.93	-57.23	2.68	12.30	V
									V
Middle	3448	-61.33	-13	-48.33	-54.81	-67.51	1.59	7.77	H
	8628	-53.60	-13	-40.60	-62.25	-63.75	2.40	12.55	H
	13809	-46.93	-13	-33.93	-64.74	-57.81	3.13	14.01	H
									H
									H
									H
									H
	3448	-63.98	-13	-50.98	-57.16	-70.16	1.59	7.77	V
	6906	-57.76	-13	-44.76	-62.57	-65.83	2.62	10.69	V
	8628	-48.50	-13	-35.50	-56.71	-58.65	2.40	12.55	V
	13809	-42.87	-13	-29.87	-60.25	-53.75	3.13	14.01	V
									V
									V
									V



Highest	3483	-57.58	-13	-44.58	-51.12	-63.91	1.60	7.93	H
	5219	-63.71	-13	-50.71	-63.45	-70.95	2.46	9.70	H
	6962	-58.87	-13	-45.87	-63.67	-67.02	2.60	10.75	H
	8705	-41.85	-13	-28.85	-50.57	-52.01	2.42	12.58	H
	10446	-53.85	-13	-40.85	-67.06	-63.54	2.69	12.38	H
	12185	-47.94	-13	-34.94	-63.53	-57.55	2.72	12.34	H
									H
	3483	-58.58	-13	-45.58	-51.84	-64.91	1.60	7.93	V
	6962	-53.50	-13	-40.50	-58.62	-61.65	2.60	10.75	V
	8705	-35.82	-13	-22.82	-43.99	-45.98	2.42	12.58	V
	10446	-52.33	-13	-39.33	-64.89	-62.02	2.69	12.38	V
	12185	-46.88	-13	-33.88	-62.02	-56.49	2.72	12.34	V
	13923	-38.25	-13	-25.25	-55.6	-49.21	3.16	14.12	V
									V

Remark: Spurious emissions within 30-1000MHz were found more than 20dB below limit line.



LTE Band 4 / 20MHz / QPSK									
Channel	Frequency (MHz)	EIRP (dBm)	Limit (dBm)	Over Limit (dB)	SPA Reading (dBm)	S.G. Power (dBm)	TX Cable loss (dB)	TX Antenna Gain (dBi)	Polarization (H/V)
Lowest	3420	-61.10	-13	-48.10	-54.49	-67.17	1.58	7.65	H
	5135	-63.89	-13	-50.89	-63.41	-71.18	2.41	9.70	H
	6843	-59.55	-13	-46.55	-63.87	-67.52	2.64	10.61	H
	8558	-45.38	-13	-32.38	-53.92	-55.52	2.39	12.52	H
	10266	-50.30	-13	-37.30	-63.32	-59.91	2.69	12.31	H
	11976	-49.36	-13	-36.36	-65.05	-58.98	2.68	12.30	H
									H
	3420	-63.54	-13	-50.54	-56.65	-69.61	1.58	7.65	V
	6843	-53.99	-13	-40.99	-58.57	-61.96	2.64	10.61	V
	8558	-40.55	-13	-27.55	-48.75	-50.69	2.39	12.52	V
	10266	-50.94	-13	-37.94	-62.86	-60.55	2.69	12.31	V
	11976	-48.86	-13	-35.86	-64.17	-58.48	2.68	12.30	V
	13686	-37.50	-13	-24.50	-54.94	-48.28	3.10	13.89	V
									V
Middle	3448	-61.24	-13	-48.24	-54.7	-67.42	1.59	7.77	H
	5170	-64.03	-13	-51.03	-63.62	-71.3	2.43	9.70	H
	8621	-51.89	-13	-38.89	-60.5	-62.04	2.40	12.55	H
	13790	-44.93	-13	-31.93	-62.78	-55.79	3.13	13.99	H
									H
									H
									H
	3448	-62.45	-13	-49.45	-55.62	-68.63	1.59	7.77	V
	6892	-56.70	-13	-43.70	-61.51	-64.75	2.63	10.67	V
	8621	-47.58	-13	-34.58	-55.76	-57.73	2.40	12.55	V
	13790	-42.74	-13	-29.74	-60.12	-53.6	3.13	13.99	V
									V
									V
									V



Highest	3469	-60.90	-13	-47.90	-54.39	-67.17	1.59	7.86	H
	5205	-62.64	-13	-49.64	-62.32	-69.88	2.46	9.70	H
	6941	-59.33	-13	-46.33	-64.01	-67.45	2.61	10.73	H
	8684	-44.47	-13	-31.47	-53.16	-54.63	2.41	12.57	H
	10418	-54.61	-13	-41.61	-67.78	-64.28	2.69	12.37	H
	12156	-50.50	-13	-37.50	-66.12	-60.11	2.72	12.33	H
									H
	3469	-61.27	-13	-48.27	-54.47	-67.54	1.59	7.86	V
	5205	-62.79	-13	-49.79	-62.33	-70.03	2.46	9.70	V
	6948	-56.56	-13	-43.56	-61.57	-64.69	2.61	10.74	V
	8684	-40.46	-13	-27.46	-48.63	-50.62	2.41	12.57	V
	10418	-54.81	-13	-41.81	-67.24	-64.48	2.69	12.37	V
	12156	-49.65	-13	-36.65	-64.83	-59.26	2.72	12.33	V
									V

Remark: Spurious emissions within 30-1000MHz were found more than 20dB below limit line.



LTE Band 5

LTE Band 5 / 1.4MHz / QPSK									
Channel	Frequency (MHz)	ERP (dBm)	Limit (dBm)	Over Limit (dB)	SPA Reading (dBm)	S.G. Power (dBm)	TX Cable loss (dB)	TX Antenna Gain (dBi)	Polarization (H/V)
Lowest	1648	-55.36	-13	-42.36	-42.15	-57.12	0.98	4.89	H
	2472	-59.23	-13	-46.23	-49.93	-61.11	1.28	5.32	H
	3296	-67.35	-13	-54.35	-60.54	-70.76	1.54	7.10	H
									H
									H
									H
									H
	1648	-60.86	-13	-47.86	-47.81	-62.62	0.98	4.89	V
	2472	-58.24	-13	-45.24	-49.02	-60.12	1.28	5.32	V
	3296	-67.78	-13	-54.78	-60.7	-71.19	1.54	7.10	V
									V
									V
									V
									V
Middle	1672	-55.31	-13	-42.31	-42.25	-56.99	0.99	4.82	H
	2504	-51.59	-13	-38.59	-42.37	-53.55	1.29	5.40	H
	3344	-67.30	-13	-54.30	-60.56	-70.91	1.56	7.31	H
									H
									H
									H
									H
	1672	-60.15	-13	-47.15	-47.21	-61.83	0.99	4.82	V
	2504	-56.69	-13	-43.69	-47.51	-58.65	1.29	5.40	V
	3344	-67.82	-13	-54.82	-60.84	-71.43	1.56	7.31	V
									V
									V
									V
									V



Highest	1696	-55.52	-13	-42.52	-42.55	-57.12	1.00	4.75	H
	2544	-60.23	-13	-47.23	-51.19	-62.21	1.30	5.44	H
	3392	-67.42	-13	-54.42	-60.79	-71.22	1.57	7.52	H
									H
									H
									H
									H
	1696	-61.30	-13	-48.30	-48.4	-62.9	1.00	4.75	V
	2544	-60.65	-13	-47.65	-51.68	-62.63	1.30	5.44	V
	3392	-67.95	-13	-54.95	-61.05	-71.75	1.57	7.52	V
									V
									V
									V
									V

Remark: Spurious emissions within 30-1000MHz were found more than 20dB below limit line.



LTE Band 5 / 3MHz / QPSK									
Channel	Frequency (MHz)	ERP (dBm)	Limit (dBm)	Over Limit (dB)	SPA Reading (dBm)	S.G. Power (dBm)	TX Cable loss (dB)	TX Antenna Gain (dBi)	Polarization (H/V)
Lowest	1648	-60.03	-13	-47.03	-46.81	-61.79	0.98	4.89	H
	2472	-65.65	-13	-52.65	-56.38	-67.53	1.28	5.32	H
	3296	-67.41	-13	-54.41	-60.55	-70.82	1.54	7.10	H
									H
									H
									H
									H
	1648	-65.68	-13	-52.68	-52.63	-67.44	0.98	4.89	V
	2472	-61.65	-13	-48.65	-52.37	-63.53	1.28	5.32	V
	3296	-67.95	-13	-54.95	-60.88	-71.36	1.54	7.10	V
									V
									V
									V
									V
Middle	1672	-56.94	-13	-43.94	-43.89	-58.62	0.99	4.82	H
	2504	-62.89	-13	-49.89	-53.67	-64.85	1.29	5.40	H
	3344	-67.31	-13	-54.31	-60.58	-70.92	1.56	7.31	H
									H
									H
									H
									H
	1672	-62.04	-13	-49.04	-49.08	-63.72	0.99	4.82	V
	2504	-57.59	-13	-44.59	-48.41	-59.55	1.29	5.40	V
	3344	-67.90	-13	-54.90	-60.91	-71.51	1.56	7.31	V
									V
									V
									V
									V
								V	



Highest	1688	-60.43	-13	-47.43	-47.39	-62.06	1.00	4.77	H
	2536	-66.03	-13	-53.03	-56.93	-68.01	1.30	5.43	H
	3384	-67.68	-13	-54.68	-61	-71.45	1.57	7.49	H
									H
									H
									H
									H
	1688	-65.51	-13	-52.51	-52.56	-67.14	1.00	4.77	V
	2536	-66.63	-13	-53.63	-57.57	-68.61	1.30	5.43	V
	3384	-68.05	-13	-55.05	-61.11	-71.82	1.57	7.49	V
									V
									V
									V
									V

Remark: Spurious emissions within 30-1000MHz were found more than 20dB below limit line.



LTE Band 5 / 5MHz / QPSK									
Channel	Frequency (MHz)	ERP (dBm)	Limit (dBm)	Over Limit (dB)	SPA Reading (dBm)	S.G. Power (dBm)	TX Cable loss (dB)	TX Antenna Gain (dBi)	Polarization (H/V)
Lowest	1648	-62.14	-13	-49.14	-48.92	-63.9	0.98	4.89	H
	2472	-66.05	-13	-53.05	-56.75	-67.93	1.28	5.32	H
	3296	-67.90	-13	-54.90	-61.05	-71.31	1.54	7.10	H
									H
									H
									H
									H
	1648	-66.88	-13	-53.88	-53.83	-68.64	0.98	4.89	V
	2472	-61.41	-13	-48.41	-52.13	-63.29	1.28	5.32	V
	3296	-68.19	-13	-55.19	-61.11	-71.6	1.54	7.10	V
									V
									V
									V
									V
Middle	1664	-56.15	-13	-43.15	-43.01	-57.86	0.98	4.84	H
	2504	-62.54	-13	-49.54	-53.32	-64.5	1.29	5.40	H
	3336	-67.68	-13	-54.68	-60.9	-71.26	1.55	7.28	H
									H
									H
									H
									H
	1664	-62.29	-13	-49.29	-49.29	-64	0.98	4.84	V
	2504	-61.21	-13	-48.21	-52.09	-63.17	1.29	5.40	V
	3336	-68.07	-13	-55.07	-61.07	-71.65	1.55	7.28	V
									V
									V
									V
									V



Highest	1688	-62.37	-13	-49.37	-49.33	-64	1.00	4.77	H
	2536	-68.18	-13	-55.18	-59.08	-70.16	1.30	5.43	H
	3376	-67.72	-13	-54.72	-61.05	-71.46	1.57	7.45	H
									H
									H
									H
									H
	1688	-65.93	-13	-52.93	-53.01	-67.56	1.00	4.77	V
	2536	-68.62	-13	-55.62	-59.56	-70.6	1.30	5.43	V
	3376	-68.04	-13	-55.04	-61.12	-71.78	1.57	7.45	V
									V
									V
									V
									V

Remark: Spurious emissions within 30-1000MHz were found more than 20dB below limit line.



LTE Band 5 / 10MHz / QPSK									
Channel	Frequency (MHz)	ERP (dBm)	Limit (dBm)	Over Limit (dB)	SPA Reading (dBm)	S.G. Power (dBm)	TX Cable loss (dB)	TX Antenna Gain (dBi)	Polarization (H/V)
Lowest	1648	-57.45	-13	-44.45	-44.27	-59.21	0.98	4.89	H
	2472	-60.07	-13	-47.07	-50.78	-61.95	1.28	5.32	H
	3296	-67.55	-13	-54.55	-60.7	-70.96	1.54	7.10	H
									H
									H
									H
									H
	1648	-62.30	-13	-49.30	-49.26	-64.06	0.98	4.89	V
	2472	-59.07	-13	-46.07	-48.91	-60.95	1.28	5.32	V
	3296	-68.16	-13	-55.16	-61.08	-71.57	1.54	7.10	V
									V
									V
									V
									V
Middle	1664	-54.75	-13	-41.75	-41.62	-56.46	0.98	4.84	H
	2496	-48.90	-13	-35.90	-39.68	-50.85	1.29	5.39	H
	3328	-67.77	-13	-54.77	-60.98	-71.31	1.55	7.24	H
									H
									H
									H
									H
	1664	-59.28	-13	-46.28	-46.28	-60.99	0.98	4.84	V
	2496	-51.22	-13	-38.22	-42.04	-53.17	1.29	5.39	V
	3328	-67.62	-13	-54.62	-60.62	-71.16	1.55	7.24	V
									V
									V
									V
									V
								V	



Highest	1680	-56.33	-13	-43.33	-43.27	-57.98	0.99	4.80	H
	2520	-47.73	-13	-34.73	-38.58	-49.7	1.30	5.42	H
	3360	-67.54	-13	-54.54	60.85	-71.21	1.56	7.38	H
									H
									H
									H
									H
	1680	-61.43	-13	-48.43	-48.47	-63.08	0.99	4.80	V
	2520	-63.43	-13	-50.43	-54.31	-65.4	1.30	5.42	V
	3360	-68.12	-13	-55.12	-61.15	-71.79	1.56	7.38	V
									V
									V
									V
									V

Remark: Spurious emissions within 30-1000MHz were found more than 20dB below limit line.



LTE Band 7

LTE Band 7 / 5MHz / QPSK									
Channel	Frequency (MHz)	EIRP (dBm)	Limit (dBm)	Over Limit (dB)	SPA Reading (dBm)	S.G. Power (dBm)	TX Cable loss (dB)	TX Antenna Gain (dBi)	Polarization (H/V)
Lowest	4998	-63.06	-25	-38.06	-62.25	-70.42	2.34	9.70	H
	7500	-56.09	-25	-31.09	-62.29	-65.46	2.43	11.80	H
	9999	-41.85	-25	-16.85	-54.6	-51.35	2.70	12.20	H
	15003	-45.66	-25	-20.66	-63.25	-55.66	3.60	13.60	H
	17505	-48.17	-25	-23.17	-71.76	-58.56	3.81	14.20	H
									H
									H
	4998	-64.28	-25	-39.28	-63.23	-71.64	2.34	9.70	V
	7500	-54.17	-25	-29.17	-60.68	-63.54	2.43	11.80	V
	9999	-45.48	-25	-20.48	-56.49	-54.98	2.70	12.20	V
	15003	-48.63	-25	-23.63	-67.99	-58.63	3.60	13.60	V
	17505	-48.98	-25	-23.98	-73.59	-59.37	3.81	14.20	V
									V
									V
Middle	5064	-65.12	-25	-40.12	-64.46	-72.45	2.37	9.70	H
	7596	-54.96	-25	-29.96	-61.34	-64.42	2.40	11.86	H
	10134	-45.74	-25	-20.74	-58.63	-55.3	2.70	12.25	H
	15201	-44.48	-25	-19.48	-63.02	-54.68	3.68	13.88	H
	17730	-50.44	-25	-25.44	-72.89	-60.72	3.78	14.06	H
									H
									H
	5064	-64.65	-25	-39.65	-63.78	-71.98	2.37	9.70	V
	7596	-52.00	-25	-27.00	-58.64	-61.46	2.40	11.86	V
	10134	-48.16	-25	-23.16	-59.63	-57.72	2.70	12.25	V
	15201	-49.38	-25	-24.38	-68.78	-59.58	3.68	13.88	V
	17730	-50.00	-25	-25.00	-74.25	-60.28	3.78	14.06	V
									V
									V



Highest	5130	-64.71	-25	-39.71	-64.23	-72	2.41	9.70	H
	7698	-58.10	-25	-33.10	-64.65	-67.65	2.37	11.92	H
	10260	-47.74	-25	-22.74	-60.77	-57.35	2.69	12.30	H
	15390	-44.65	-25	-19.65	-64.13	-55.04	3.76	14.15	H
									H
									H
									H
	5130	-65.05	-25	-40.05	-64.39	-72.34	2.41	9.70	V
	7698	-57.10	-25	-32.10	-63.9	-66.65	2.37	11.92	V
	10260	-48.56	-25	-23.56	-60.48	-58.17	2.69	12.30	V
	15390	-49.42	-25	-24.42	-68.86	-59.81	3.76	14.15	V
									V
									V
									V

Remark: Spurious emissions within 30-1000MHz were found more than 20dB below limit line.



LTE Band 7 / 10MHz / QPSK									
Channel	Frequency (MHz)	EIRP (dBm)	Limit (dBm)	Over Limit (dB)	SPA Reading (dBm)	S.G. Power (dBm)	TX Cable loss (dB)	TX Antenna Gain (dBi)	Polarization (H/V)
Lowest	4998	-63.56	-25	-38.56	-62.74	-70.92	2.34	9.70	H
	7500	-53.06	-25	-28.06	-59.26	-62.43	2.43	11.80	H
	10002	-39.52	-25	-14.52	-52.28	-49.02	2.70	12.20	H
									H
									H
									H
									H
	4998	-64.45	-25	-39.45	-63.4	-71.81	2.34	9.70	V
	7500	-51.57	-25	-26.57	-58.07	-60.94	2.43	11.80	V
	10002	-42.89	-25	-17.89	-53.95	-52.39	2.70	12.20	V
									V
									V
									V
									V
Middle	5064	-64.55	-25	-39.55	-63.92	-71.88	2.37	9.70	H
	7590	-53.65	-25	-28.65	-60.03	-63.1	2.40	11.85	H
	10122	-42.45	-25	-17.45	-55.32	-52	2.70	12.25	H
									H
									H
									H
									H
	5064	-65.32	-25	-40.32	-64.48	-72.65	2.37	9.70	V
	7590	-51.30	-25	-26.30	-57.93	-60.75	2.40	11.85	V
	10122	-44.12	-25	-19.12	-55.59	-53.67	2.70	12.25	V
									V
									V
									V
									V



Highest	5118	-63.25	-25	-38.25	-62.72	-70.55	2.40	9.70	H
	7680	-57.06	-25	-32.06	-63.57	-66.6	2.37	11.91	H
	10242	-45.45	-25	-20.45	-58.46	-55.05	2.69	12.30	H
									H
									H
									H
									H
	5118	-63.98	-25	-38.98	-63.26	-71.28	2.40	9.70	V
	7680	-56.01	-25	-31.01	-62.74	-65.55	2.37	11.91	V
	10242	-47.53	-25	-22.53	-59.4	-57.13	2.69	12.30	V
									V
									V
									V
									V

Remark: Spurious emissions within 30-1000MHz were found more than 20dB below limit line.



LTE Band 7 / 15MHz / QPSK									
Channel	Frequency (MHz)	EIRP (dBm)	Limit (dBm)	Over Limit (dB)	SPA Reading (dBm)	S.G. Power (dBm)	TX Cable loss (dB)	TX Antenna Gain (dBi)	Polarization (H/V)
Lowest	5004	-64.04	-25	-39.04	-63.25	-71.4	2.34	9.70	H
	7500	-53.69	-25	-28.69	-59.89	-63.06	2.43	11.80	H
	9999	-40.94	-25	-15.94	-53.69	-50.44	2.70	12.20	H
	15003	-43.08	-25	-18.08	-60.67	-53.08	3.60	13.60	H
	17505	-45.27	-25	-20.27	-68.85	-55.66	3.81	14.20	H
									H
									H
	5004	-64.59	-25	-39.59	-63.59	-71.95	2.34	9.70	V
	7500	-52.58	-25	-27.58	-59.08	-61.95	2.43	11.80	V
	9999	-44.67	-25	-19.67	-55.68	-54.17	2.70	12.20	V
	15003	-47.52	-25	-22.52	-66.88	-57.52	3.60	13.60	V
	17505	-47.36	-25	-22.36	-71.99	-57.75	3.81	14.20	V
									V
									V
Middle	5058	-65.09	-25	-40.09	-64.43	-72.42	2.37	9.70	H
	7584	-55.16	-25	-30.16	-61.49	-64.61	2.40	11.85	H
	10116	-45.85	-25	-20.85	-58.71	-55.4	2.70	12.25	H
	15174	-46.53	-25	-21.53	-64.98	-56.7	3.67	13.84	H
									H
									H
									H
	5058	-65.27	-25	-40.27	-64.4	-72.6	2.37	9.70	V
	7584	-53.95	-25	-28.95	-60.53	-63.4	2.40	11.85	V
	10116	-47.68	-25	-22.68	-59.09	-57.23	2.70	12.25	V
	15174	-49.68	-25	-24.68	-69.1	-59.85	3.67	13.84	V
									V
									V
									V



Highest	5112	-64.16	-25	-39.16	-63.63	-71.46	2.40	9.70	H
	7668	-54.55	-25	-29.55	-61.04	-64.08	2.38	11.90	H
	10224	-45.11	-25	-20.11	-58.1	-54.7	2.69	12.29	H
	12780	-52.56	-25	-27.56	-68.97	-62.42	2.87	12.74	H
	15336	-43.47	-25	-18.47	-62.7	-53.8	3.74	14.07	H
	17892	-49.69	-25	-24.69	-71.49	-59.9	3.76	13.96	H
									H
	5112	-64.29	-25	-39.29	-63.57	-71.59	2.40	9.70	V
	7668	-53.12	-25	-28.12	-59.83	-62.65	2.38	11.90	V
	10224	-45.75	-25	-20.75	-57.56	-55.34	2.69	12.29	V
	12780	-52.89	-25	-27.89	-68.6	-62.75	2.87	12.74	V
	15336	-48.99	-25	-23.99	-68.42	-59.32	3.74	14.07	V
	17892	-49.18	-25	-24.18	-73.14	-59.39	3.76	13.96	V
									V

Remark: Spurious emissions within 30-1000MHz were found more than 20dB below limit line.



LTE Band 7 / 20MHz / QPSK									
Channel	Frequency (MHz)	EIRP (dBm)	Limit (dBm)	Over Limit (dB)	SPA Reading (dBm)	S.G. Power (dBm)	TX Cable loss (dB)	TX Antenna Gain (dBi)	Polarization (H/V)
Lowest	5004	-63.90	-25	-38.90	-63.12	-71.26	2.34	9.70	H
	7506	-53.62	-25	-28.62	-59.85	-63	2.43	11.80	H
	9999	-41.09	-25	-16.09	-53.84	-50.59	2.70	12.20	H
	15003	-44.01	-25	-19.01	-61.6	-54.01	3.60	13.60	H
	17505	-44.16	-25	-19.16	-67.74	-54.55	3.81	14.20	H
									H
									H
	5004	-64.27	-25	-39.27	-63.27	-71.63	2.34	9.70	V
	7506	-52.94	-25	-27.94	-59.47	-62.32	2.43	11.80	V
	10008	-45.14	-25	-20.14	-56.21	-54.65	2.70	12.20	V
	15003	-47.79	-25	-22.79	-67.15	-57.79	3.60	13.60	V
	17505	-46.51	-25	-21.51	-71.12	-56.9	3.81	14.20	V
									V
									V
Middle	5052	-64.87	-25	-39.87	-64.16	-72.2	2.37	9.70	H
	7578	-55.41	-25	-30.41	-61.75	-64.85	2.40	11.85	H
	10107	-44.76	-25	-19.76	-57.63	-54.31	2.70	12.24	H
	15156	-45.69	-25	-20.69	-64.06	-55.85	3.66	13.82	H
									H
									H
									H
	5052	-65.19	-25	-40.19	-64.29	-72.52	2.37	9.70	V
	7578	-54.92	-25	-29.92	-61.53	-64.36	2.40	11.85	V
	10107	-46.67	-25	-21.67	-58.08	-56.22	2.70	12.24	V
	15156	-48.95	-25	-23.95	-68.35	-59.11	3.66	13.82	V
									V
									V
									V



Highest	5100	-63.94	-25	-38.94	-63.37	-71.25	2.39	9.70	H
	7656	-54.14	-25	-29.14	-60.63	-63.65	2.38	11.89	H
	10206	-44.23	-25	-19.23	-57.2	-53.82	2.70	12.28	H
	12753	-51.91	-25	-26.91	-67.89	-61.75	2.87	12.70	H
	15309	-41.89	-25	-16.89	-61.01	-52.2	3.73	14.03	H
	17856	-48.01	-25	-23.01	-69.72	-58.23	3.76	13.99	H
									H
	5100	-64.17	-25	-39.17	-63.43	-71.48	2.39	9.70	V
	7656	-51.87	-25	-26.87	-58.58	-61.38	2.38	11.89	V
	10206	-46.24	-25	-21.24	-57.99	-55.83	2.70	12.28	V
	12753	-51.78	-25	-26.78	-67.08	-61.62	2.87	12.70	V
	15309	-47.49	-25	-22.49	-66.92	-57.8	3.73	14.03	V
	17856	-47.46	-25	-22.46	-71.48	-57.68	3.76	13.99	V
									V

Remark: Spurious emissions within 30-1000MHz were found more than 20dB below limit line.



LTE Band 13

LTE Band 13 / 5MHz / QPSK										
Channel	Frequency (MHz)	ERP (dBm)	Limit (dBm)	Over Limit (dB)	SPA Reading (dBm)	S.G. Power (dBm)	TX Cable loss (dB)	TX Antenna Gain (dBi)	Polarization (H/V)	
Lowest	1560	-67.96	-42.15	-25.81	-54.45	-70.00	0.94	5.13	H	
	2338	-70.71	-13	-57.71	-60.84	-72.23	1.24	4.91	H	
	3120	-69.03	-13	-56.03	-61.84	-71.72	1.49	6.33	H	
										H
										H
										H
										H
	1560	-69.80	-42.15	-27.65	-56.51	-71.84	0.94	5.13	V	
	2338	-70.93	-13	-57.93	-60.90	-72.45	1.24	4.91	V	
	3120	-69.54	-13	-56.54	-62.26	-72.23	1.49	6.33	V	
										V
										V
										V
										V
Middle	1560	-69.08	-42.15	-26.93	-55.48	-71.12	0.94	5.13	H	
	2344	-70.67	-13	-57.67	-60.76	-72.21	1.24	4.93	H	
	3128	-69.22	-13	-56.22	-62.03	-71.95	1.49	6.36	H	
										H
										H
										H
										H
	1560	-71.17	-42.15	-29.02	-57.90	-73.21	0.94	5.13	V	
	2344	-70.77	-13	-57.77	-60.77	-72.31	1.24	4.93	V	
	3128	-69.27	-13	-56.27	-61.99	-72.00	1.49	6.36	V	
										V
										V
										V
										V



Highest	1568	-67.60	-42.15	-25.45	-54.00	-69.62	0.94	5.11	H
	2352	-70.50	-13	-57.50	-60.64	-72.06	1.24	4.96	H
	3136	-69.00	-13	-56.00	-61.84	-71.76	1.49	6.40	H
									H
									H
									H
									H
	1568	-69.61	-42.15	-27.46	-56.32	-71.63	0.94	5.11	V
	2352	-70.63	-13	-57.63	-60.68	-72.19	1.24	4.96	V
	3136	-69.19	-13	-56.19	-61.90	-71.95	1.49	6.40	V
									V
									V
									V
									V

Remark: Spurious emissions within 30-1000MHz were found more than 20dB below limit line.



LTE Band 13 / 10MHz / QPSK									
Channel	Frequency (MHz)	ERP (dBm)	Limit (dBm)	Over Limit (dB)	SPA Reading (dBm)	S.G. Power (dBm)	TX Cable loss (dB)	TX Antenna Gain (dBi)	Polarization (H/V)
Middle	1560	-68.32	-42.15	-26.17	-54.73	-70.36	0.94	5.13	H
	2346	-70.58	-13	-57.58	-60.64	-72.13	1.24	4.94	H
	3128	-69.19	-13	-56.19	-62.03	-71.92	1.49	6.36	H
									H
									H
									H
									H
	1560	-69.96	-42.15	-27.81	-56.7	-72	0.94	5.13	V
	2346	-70.91	-13	-57.91	-60.86	-72.46	1.24	4.94	V
	3128	-69.48	-13	-56.48	-62.14	-72.21	1.49	6.36	V
									V
									V
									V
									V

Remark: Spurious emissions within 30-1000MHz were found more than 20dB below limit line.