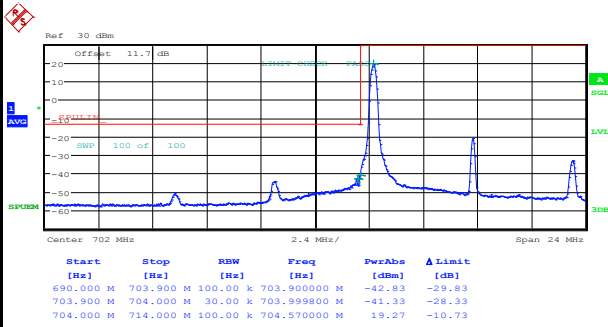




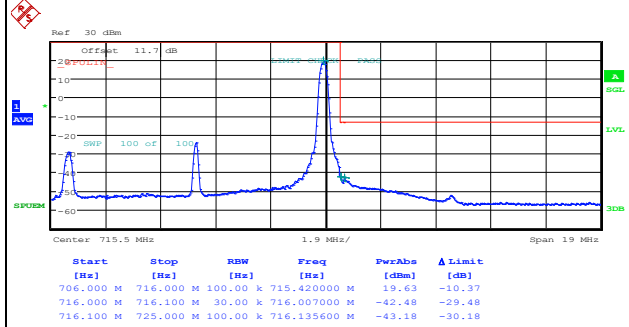
LTE Band 17 / 10MHz / 16QAM

Lowest Band Edge / 1 RB



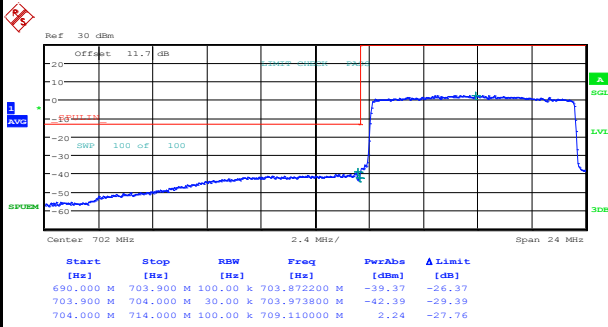
Date: 23.NOV.2014 14:49:19

Highest Band Edge / 1 RB



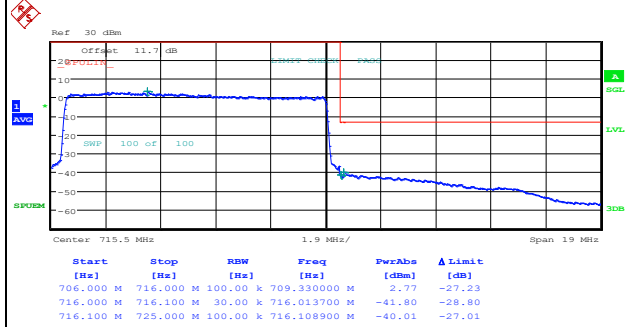
Date: 23.NOV.2014 15:00:14

Lowest Band Edge / Full RB



Date: 23.NOV.2014 14:51:39

Highest Band Edge / Full RB



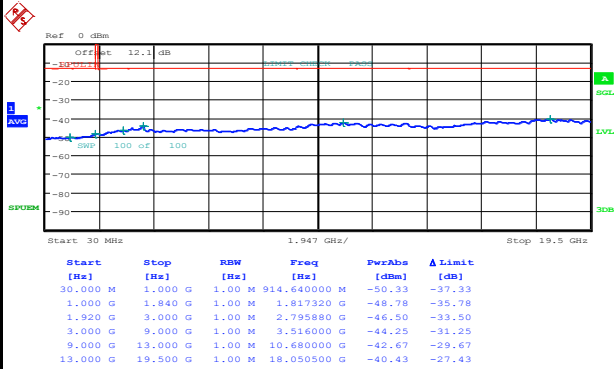
Date: 23.NOV.2014 15:02:34



Conducted Spurious Emission

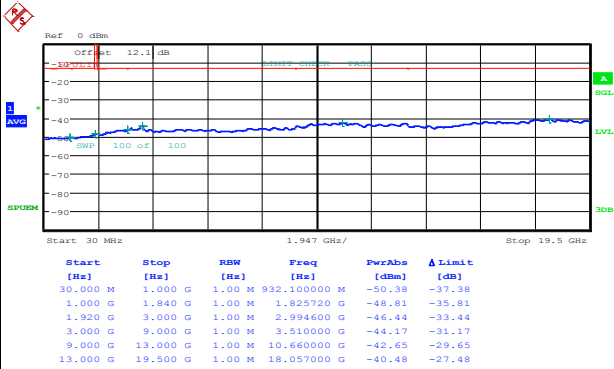
LTE Band 2 / 1.4MHz

Lowest Channel / QPSK



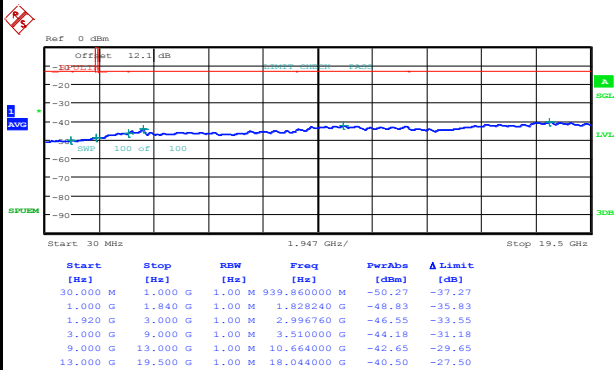
Date: 23.NOV.2014 09:20:05

Lowest Channel / 16QAM



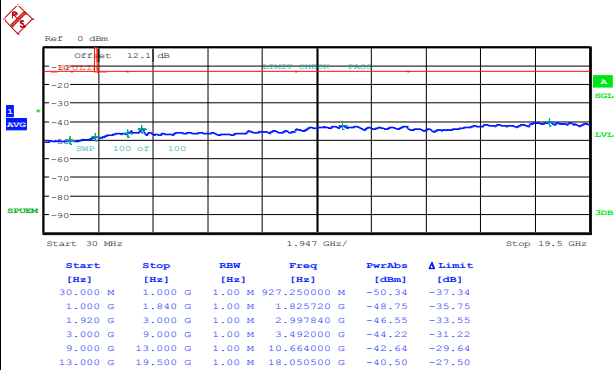
Date: 23.NOV.2014 09:21:15

Middle Channel / QPSK



Date: 23.NOV.2014 09:23:13

Middle Channel / 16QAM



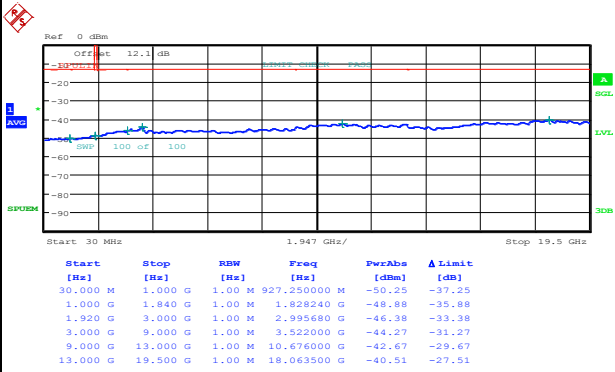
Date: 23.NOV.2014 09:24:23



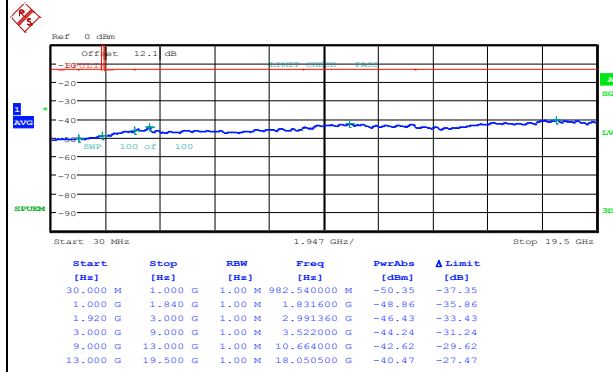
LTE Band 2 / 1.4MHz

Highest Channel / QPSK

Highest Channel / 16QAM



Date: 23.NOV.2014 09:30:59

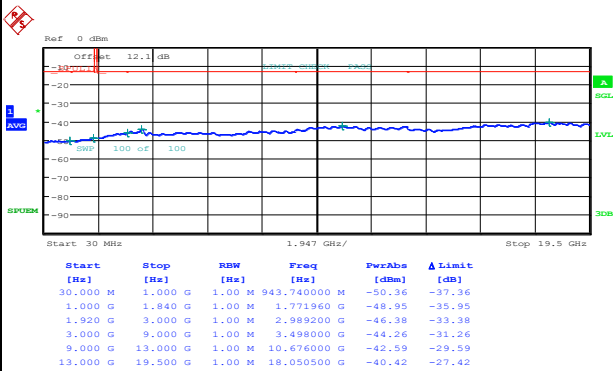


Date: 23.NOV.2014 09:32:09

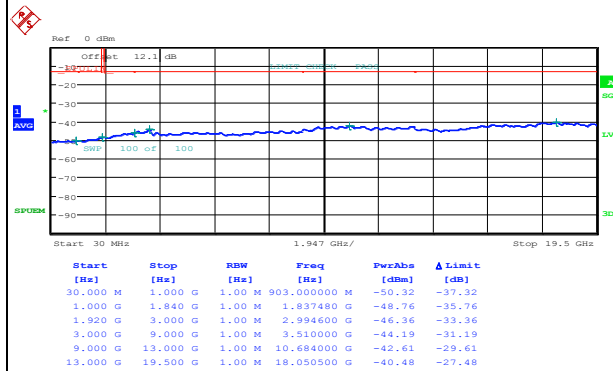
LTE Band 2 / 3MHz

Lowest Channel / QPSK

Lowest Channel / 16QAM



Date: 23.NOV.2014 16:07:06



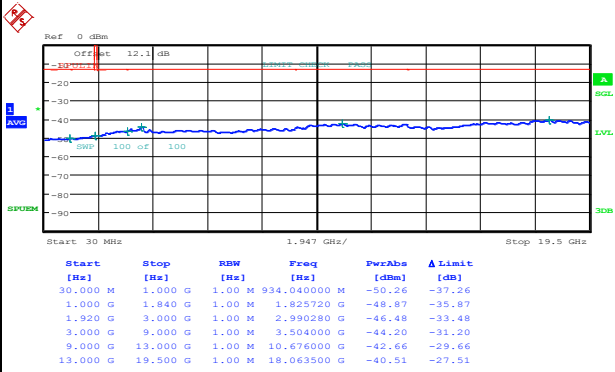
Date: 23.NOV.2014 16:08:22



LTE Band 2 / 3MHz

Middle Channel / QPSK

Middle Channel / 16QAM



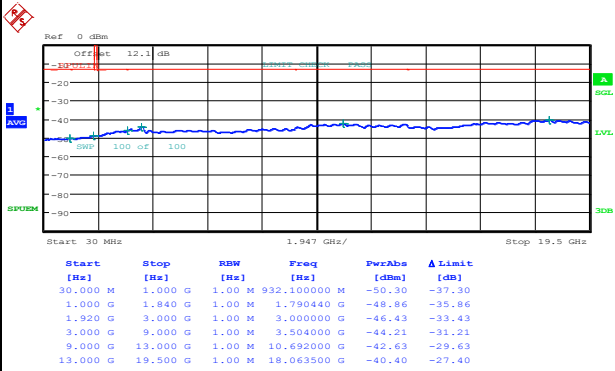
Date: 23.NOV.2014 16:10:21



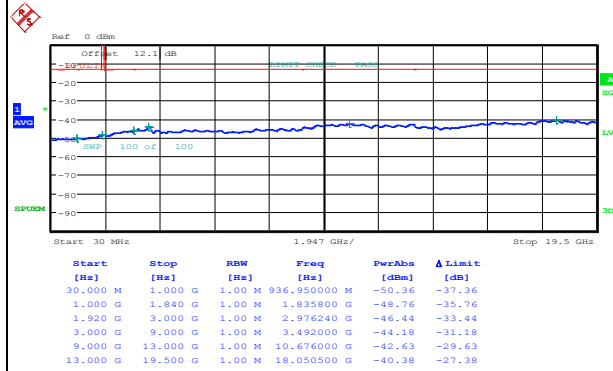
Date: 23.NOV.2014 16:11:32

Highest Channel / QPSK

Highest Channel / 16QAM



Date: 23.NOV.2014 16:18:08



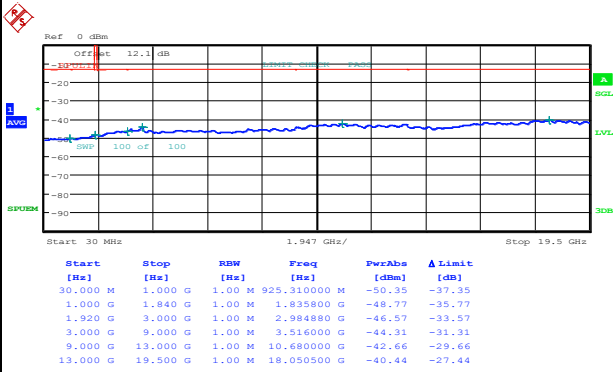
Date: 23.NOV.2014 16:19:19



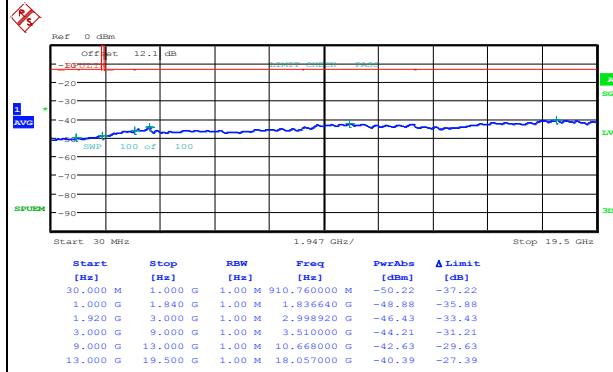
LTE Band 2 / 5MHz

Lowest Channel / QPSK

Lowest Channel / 16QAM



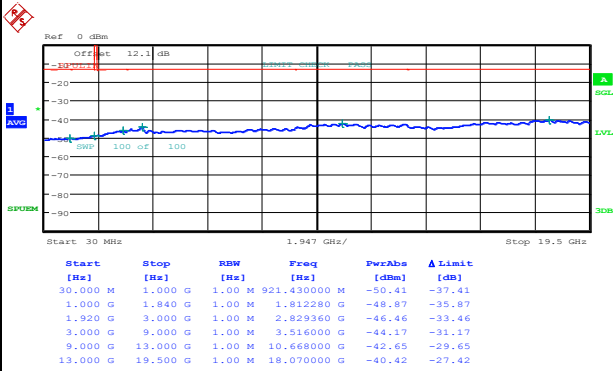
Date: 23.NOV.2014 16:25:59



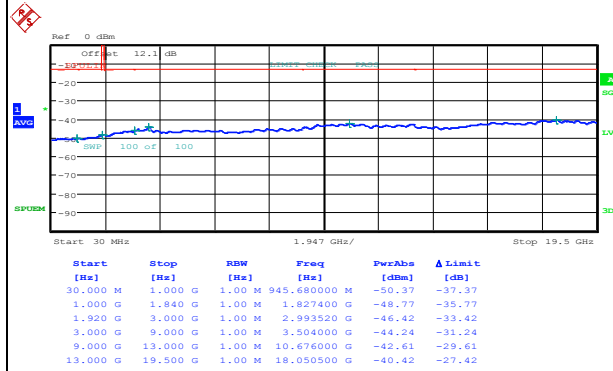
Date: 23.NOV.2014 16:27:09

Middle Channel / QPSK

Middle Channel / 16QAM



Date: 23.NOV.2014 16:29:07



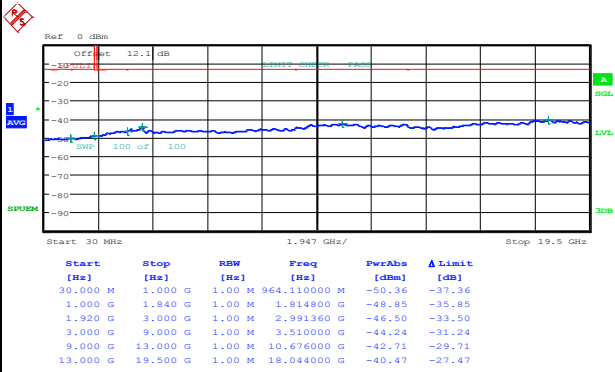
Date: 23.NOV.2014 16:30:17



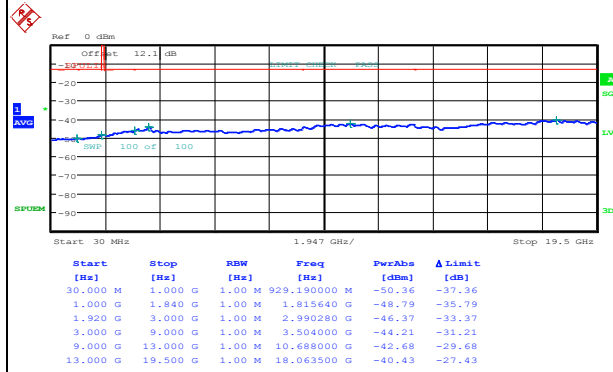
LTE Band 2 / 5MHz

Highest Channel / QPSK

Highest Channel / 16QAM



Date: 23.NOV.2014 16:36:53

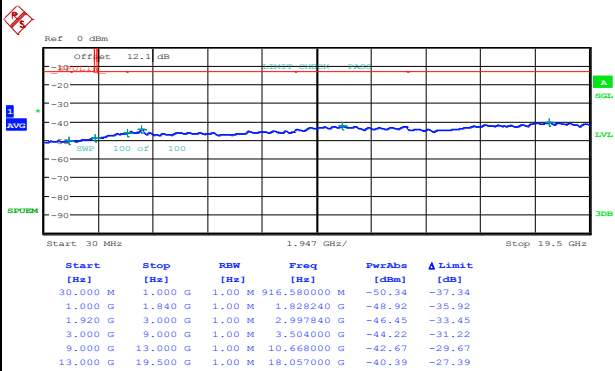


Date: 23.NOV.2014 16:38:03

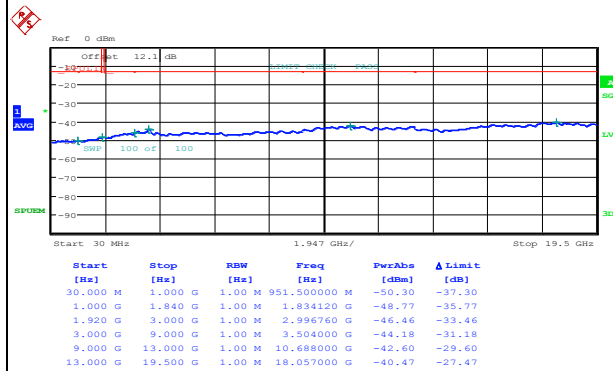
LTE Band 2 / 10MHz

Lowest Channel / QPSK

Lowest Channel / 16QAM



Date: 23.NOV.2014 16:44:44



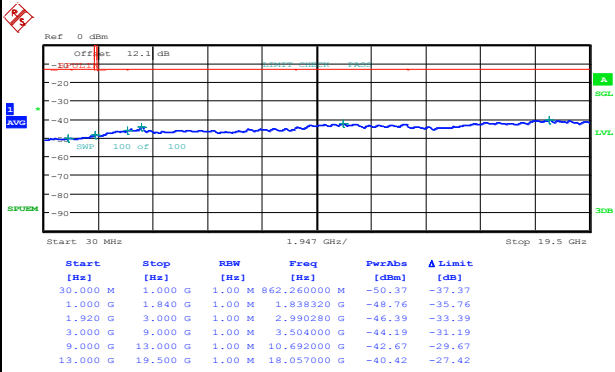
Date: 23.NOV.2014 16:45:55



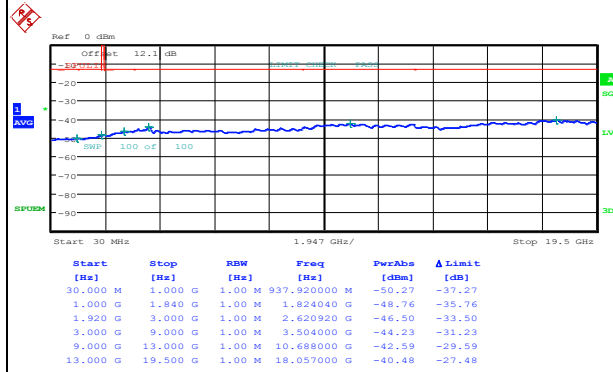
LTE Band 2 / 10MHz

Middle Channel / QPSK

Middle Channel / 16QAM



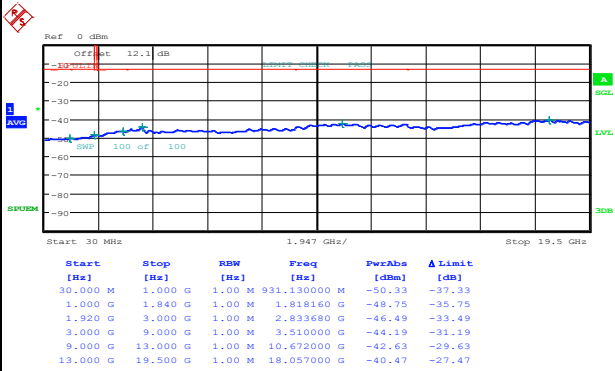
Date: 23.NOV.2014 16:47:52



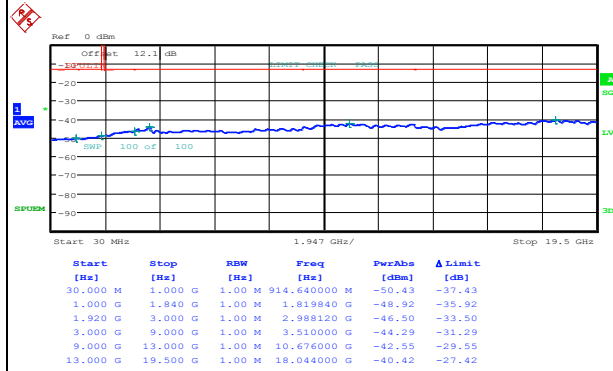
Date: 23.NOV.2014 16:49:02

Highest Channel / QPSK

Highest Channel / 16QAM



Date: 23.NOV.2014 16:55:39



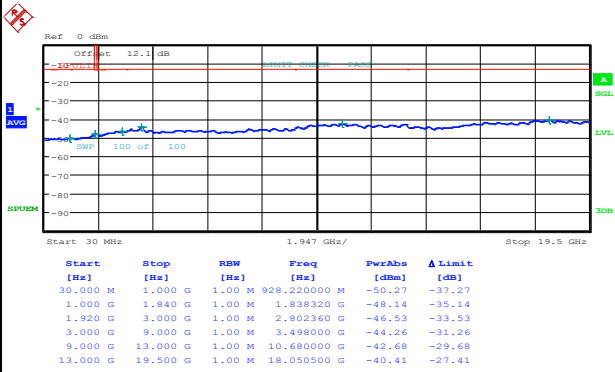
Date: 23.NOV.2014 16:56:49



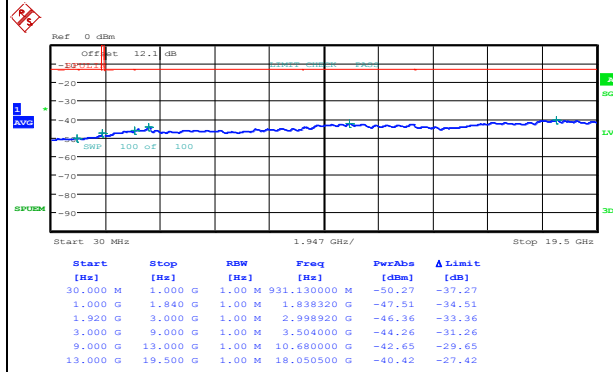
LTE Band 2 / 15MHz

Lowest Channel / QPSK

Lowest Channel / 16QAM



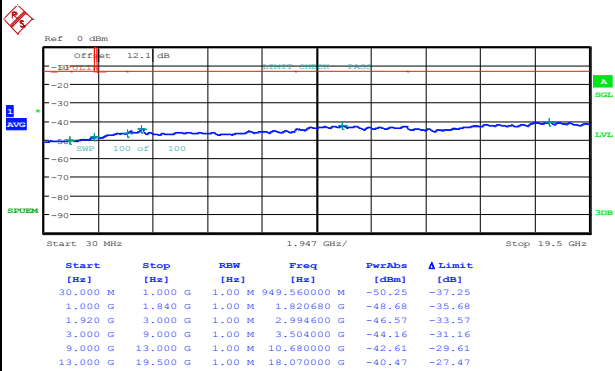
Date: 23.NOV.2014 17:03:29



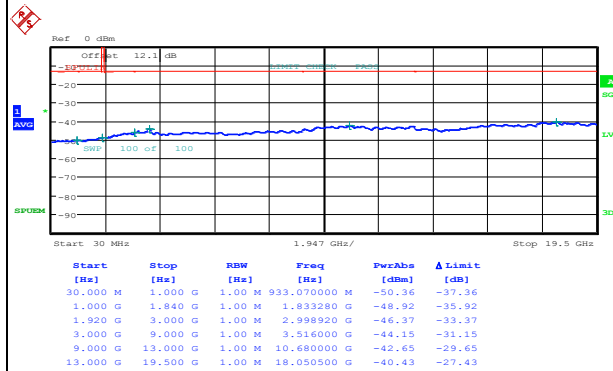
Date: 23.NOV.2014 17:04:39

Middle Channel / QPSK

Middle Channel / 16QAM



Date: 23.NOV.2014 17:06:37



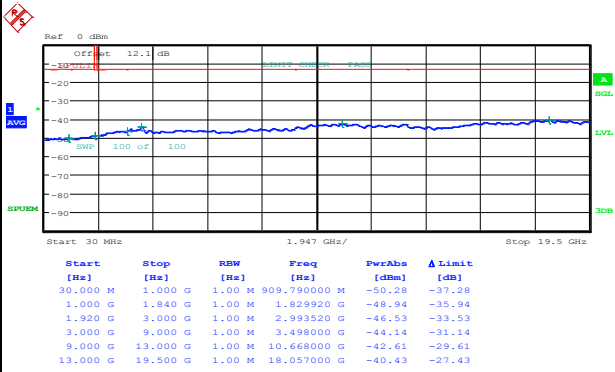
Date: 23.NOV.2014 17:07:47



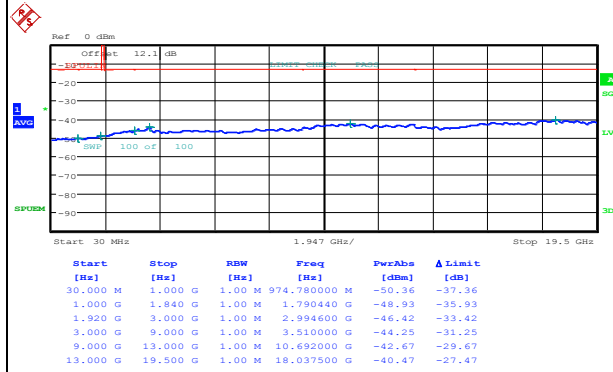
LTE Band 2 / 15MHz

Highest Channel / QPSK

Highest Channel / 16QAM



Date: 23.NOV.2014 17:14:23

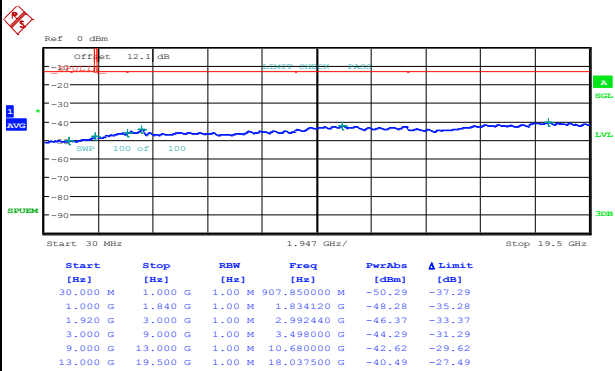


Date: 23.NOV.2014 17:15:33

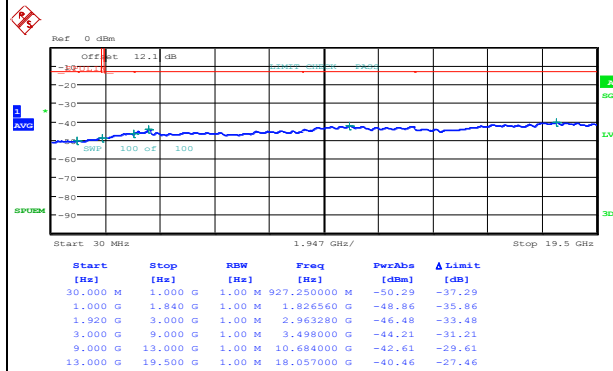
LTE Band 2 / 20MHz

Lowest Channel / QPSK

Lowest Channel / 16QAM



Date: 23.NOV.2014 17:22:14



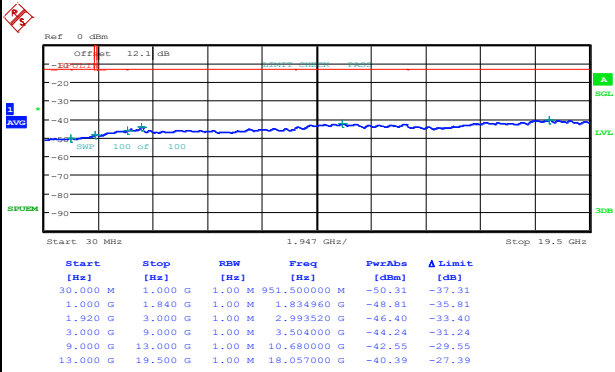
Date: 23.NOV.2014 17:23:25



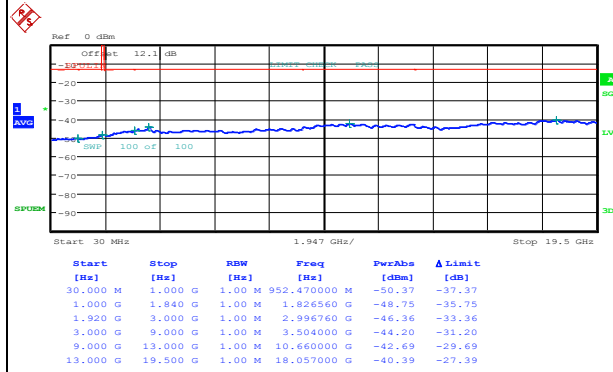
LTE Band 2 / 20MHz

Middle Channel / QPSK

Middle Channel / 16QAM



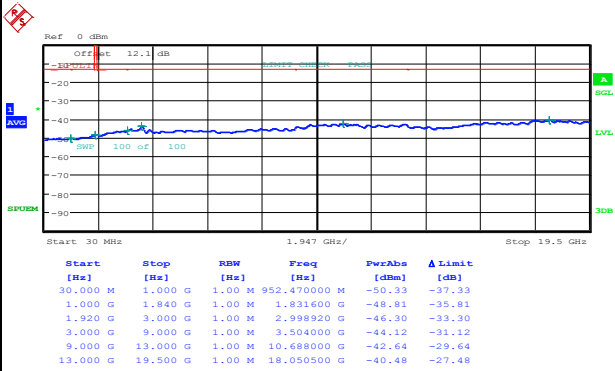
Date: 23.NOV.2014 17:25:22



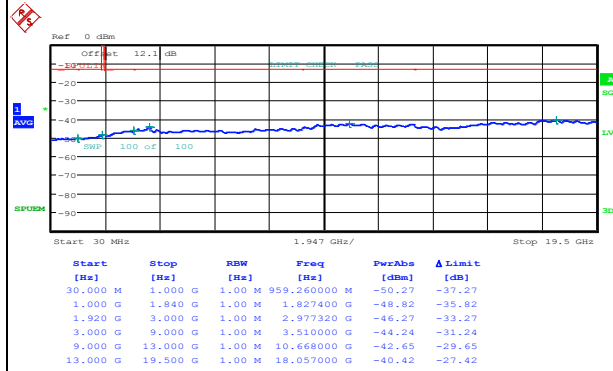
Date: 23.NOV.2014 17:26:32

Highest Channel / QPSK

Highest Channel / 16QAM



Date: 23.NOV.2014 17:33:09



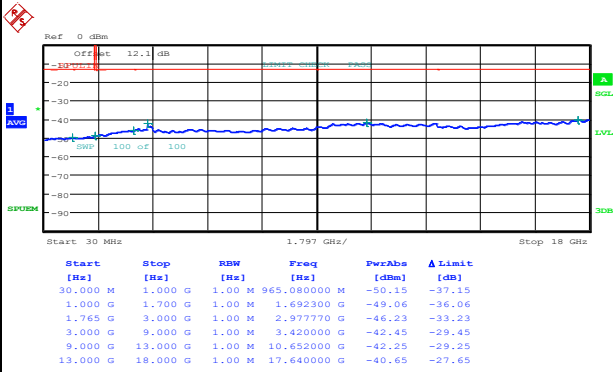
Date: 23.NOV.2014 17:34:19



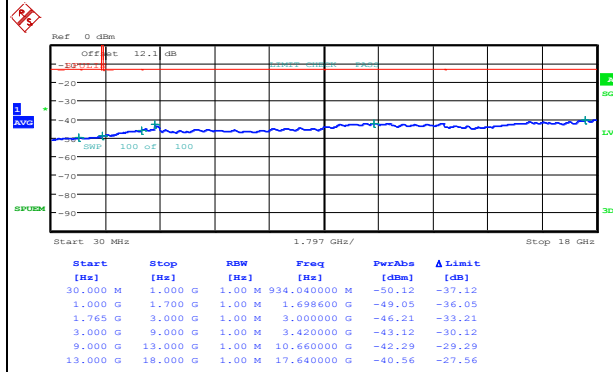
LTE Band 4 / 1.4MHz

Lowest Channel / QPSK

Lowest Channel / 16QAM



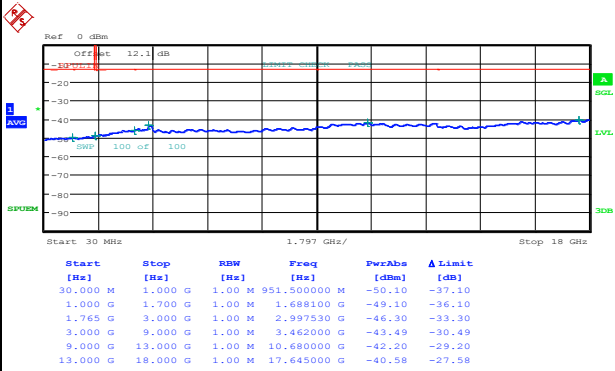
Date: 24.NOV.2014 08:51:06



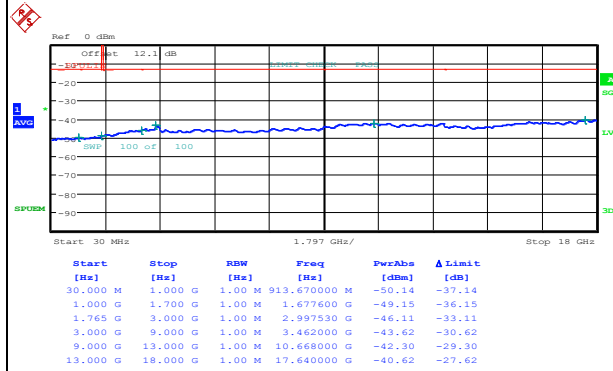
Date: 24.NOV.2014 08:52:17

Middle Channel / QPSK

Middle Channel / 16QAM



Date: 24.NOV.2014 08:54:14

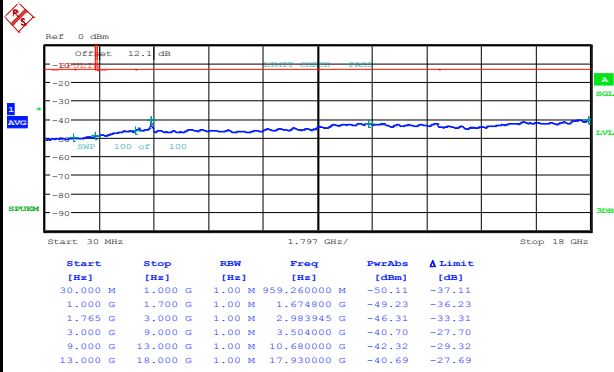


Date: 24.NOV.2014 08:55:24



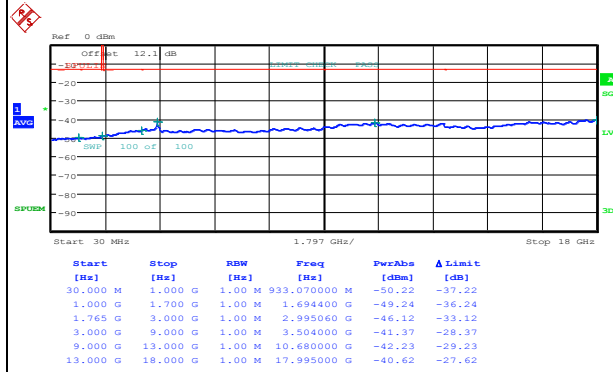
LTE Band 4 / 1.4MHz

Highest Channel / QPSK



Date: 24.NOV.2014 09:02:01

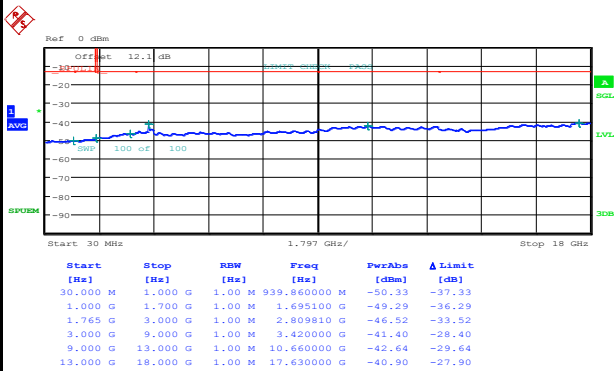
Highest Channel / 16QAM



Date: 24.NOV.2014 09:03:11

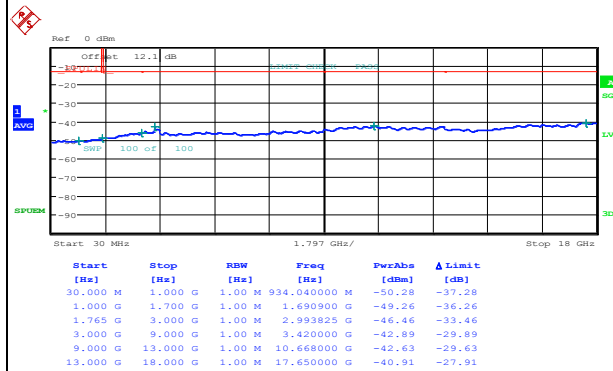
LTE Band 4 / 3MHz

Lowest Channel / QPSK



Date: 23.NOV.2014 17:40:59

Lowest Channel / 16QAM



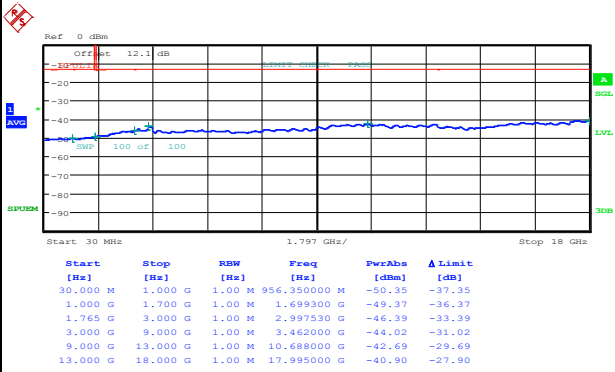
Date: 23.NOV.2014 17:42:10



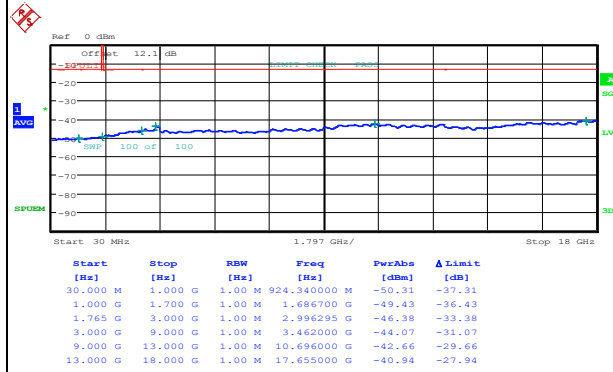
LTE Band 4 / 3MHz

Middle Channel / QPSK

Middle Channel / 16QAM



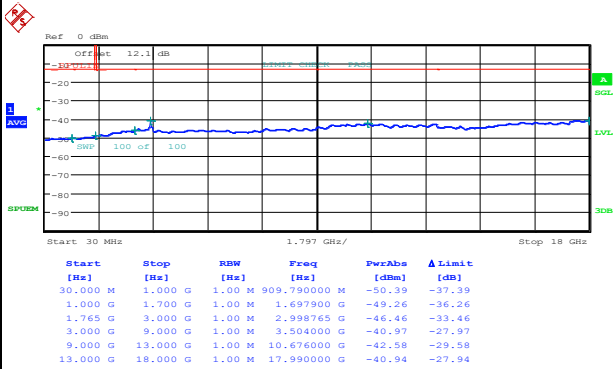
Date: 23.NOV.2014 17:44:07



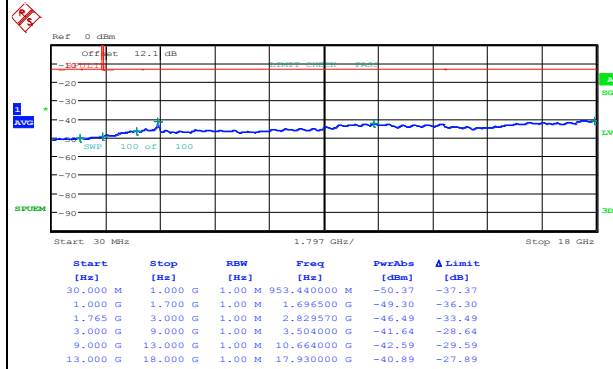
Date: 23.NOV.2014 17:45:16

Highest Channel / QPSK

Highest Channel / 16QAM



Date: 23.NOV.2014 17:51:53



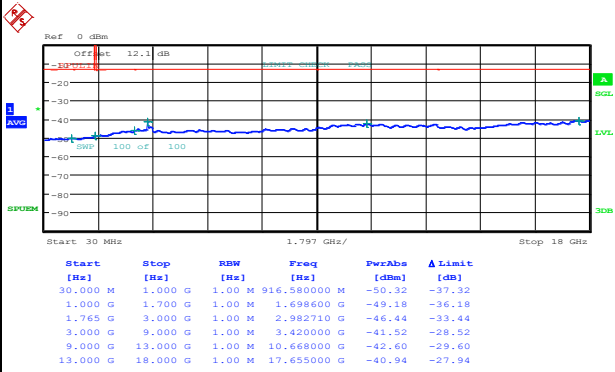
Date: 23.NOV.2014 17:53:11



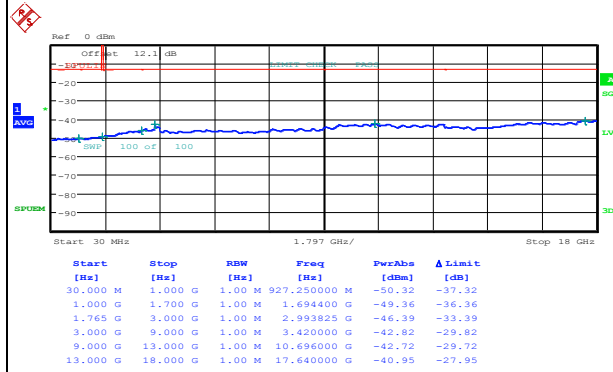
LTE Band 4 / 5MHz

Lowest Channel / QPSK

Lowest Channel / 16QAM



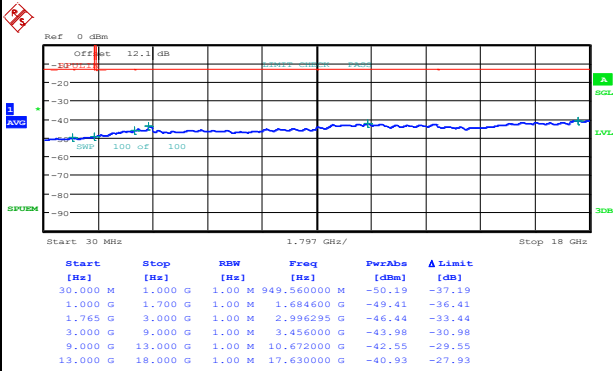
Date: 23.NOV.2014 18:12:39



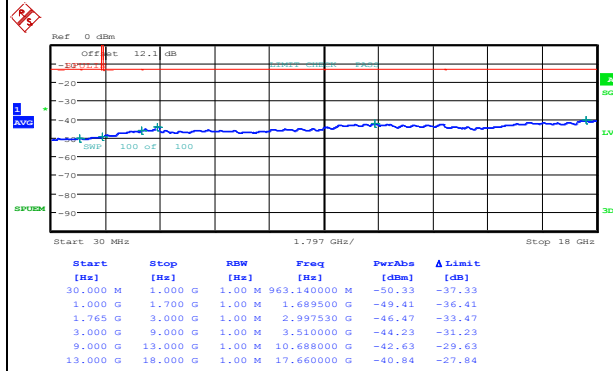
Date: 23.NOV.2014 18:13:49

Middle Channel / QPSK

Middle Channel / 16QAM



Date: 23.NOV.2014 18:15:46



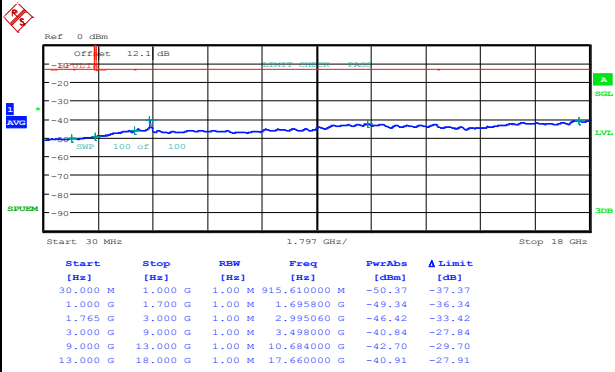
Date: 23.NOV.2014 18:16:55



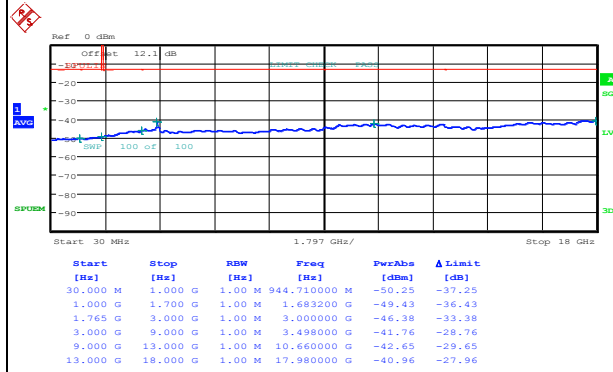
LTE Band 4 / 5MHz

Highest Channel / QPSK

Highest Channel / 16QAM



Date: 23.NOV.2014 18:23:31

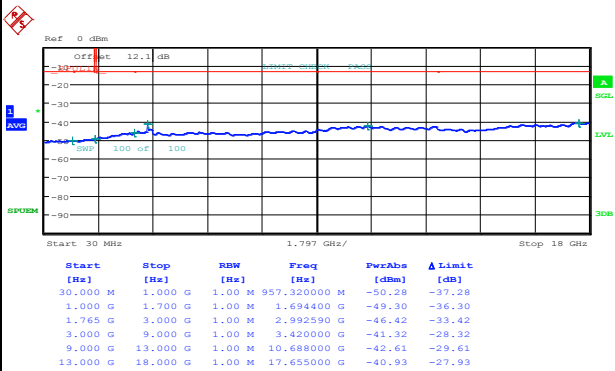


Date: 23.NOV.2014 18:24:41

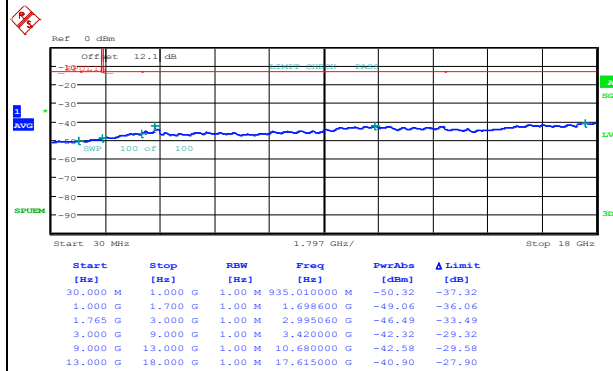
LTE Band 4 / 10MHz

Lowest Channel / QPSK

Lowest Channel / 16QAM



Date: 23.NOV.2014 18:31:22



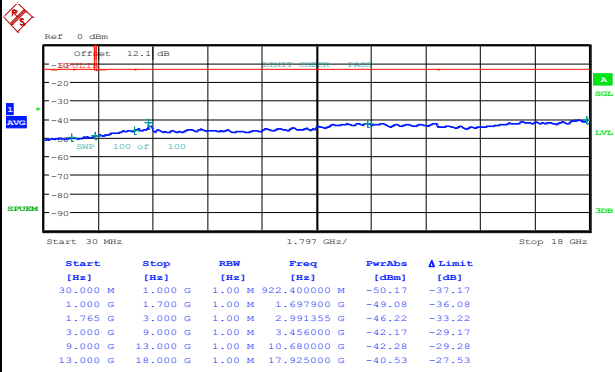
Date: 23.NOV.2014 18:32:32



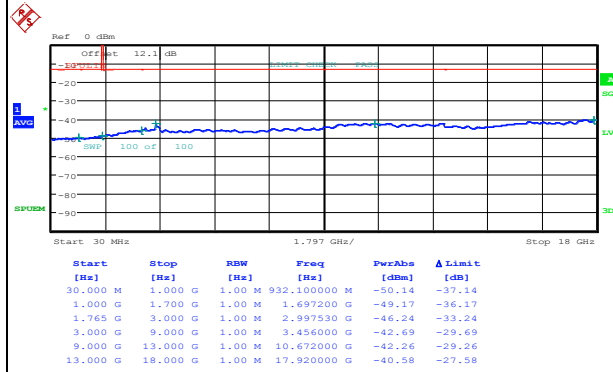
LTE Band 4 / 10MHz

Middle Channel / QPSK

Middle Channel / 16QAM



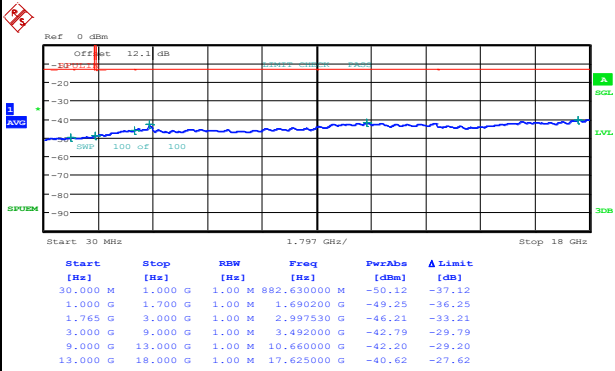
Date: 24.NOV.2014 08:35:29



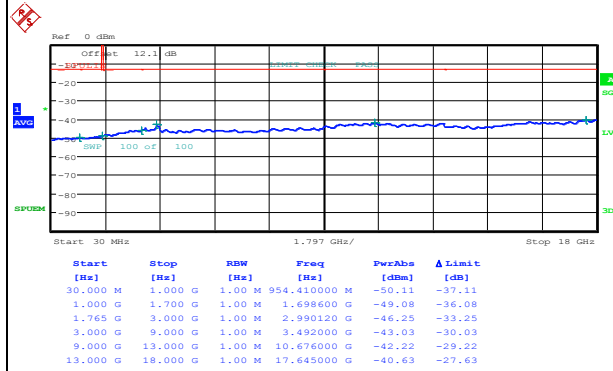
Date: 24.NOV.2014 08:36:39

Highest Channel / QPSK

Highest Channel / 16QAM



Date: 24.NOV.2014 08:43:16



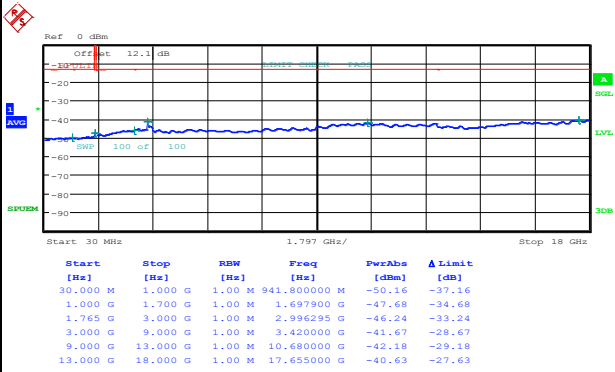
Date: 24.NOV.2014 08:44:26



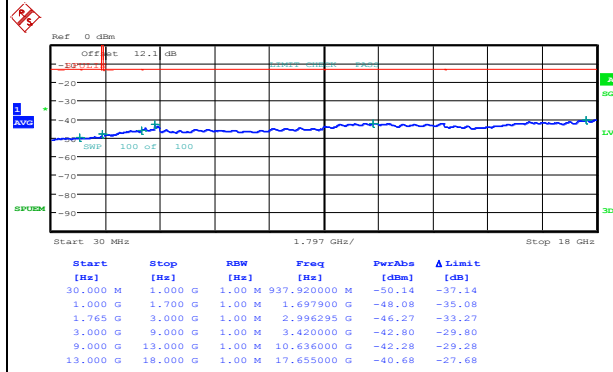
LTE Band 4 / 15MHz

Lowest Channel / QPSK

Lowest Channel / 16QAM



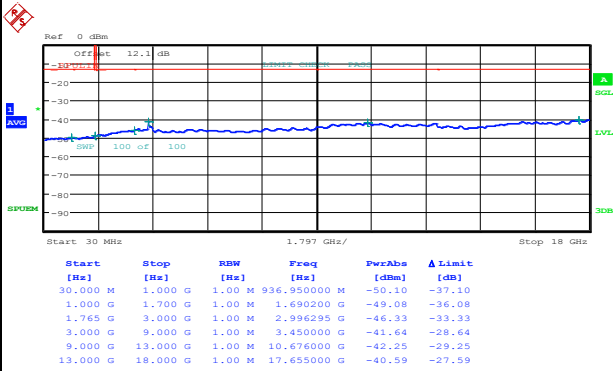
Date: 24.NOV.2014 09:14:41



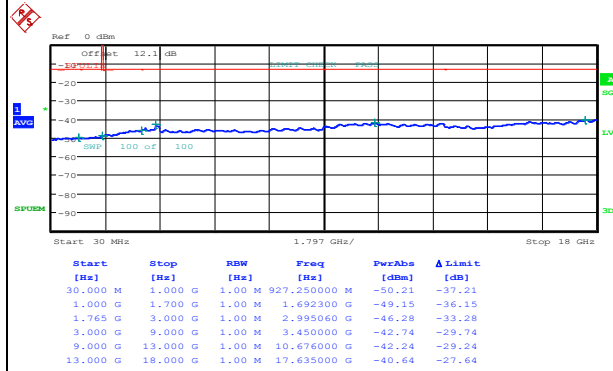
Date: 24.NOV.2014 09:15:51

Middle Channel / QPSK

Middle Channel / 16QAM



Date: 24.NOV.2014 09:17:49



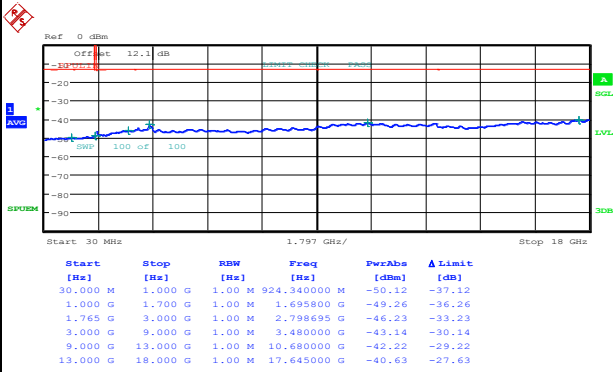
Date: 24.NOV.2014 09:18:59



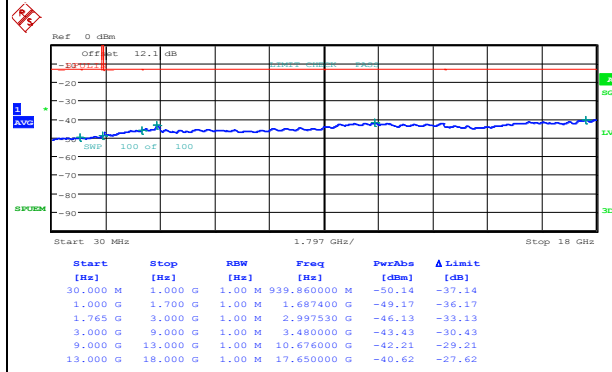
LTE Band 4 / 15MHz

Highest Channel / QPSK

Highest Channel / 16QAM



Date: 24.NOV.2014 09:25:36

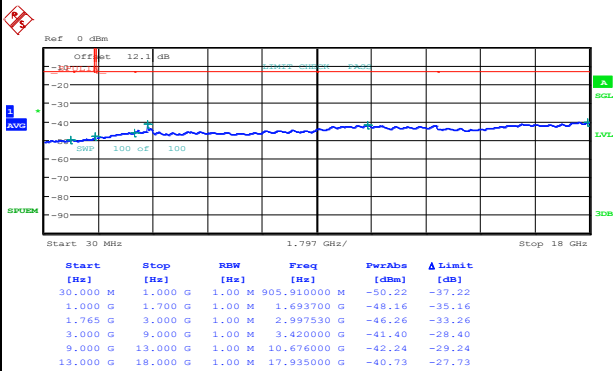


Date: 24.NOV.2014 09:26:46

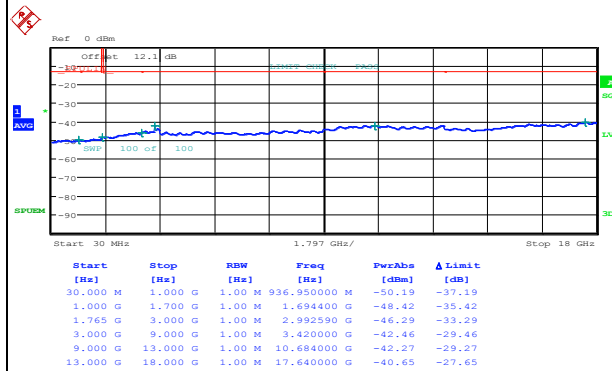
LTE Band 4 / 20MHz

Lowest Channel / QPSK

Lowest Channel / 16QAM



Date: 24.NOV.2014 09:33:59



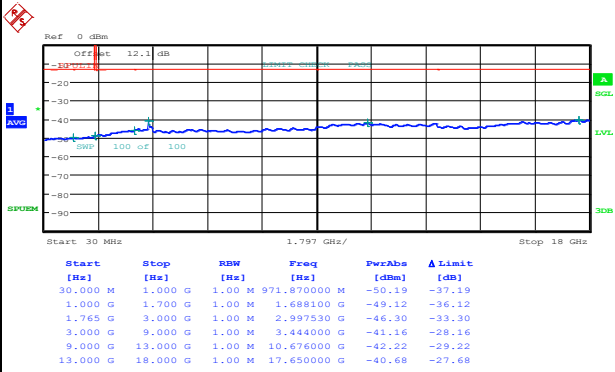
Date: 24.NOV.2014 09:35:09



LTE Band 4 / 20MHz

Middle Channel / QPSK

Middle Channel / 16QAM



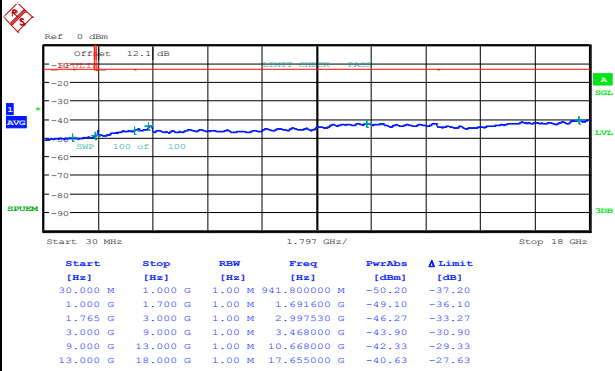
Date: 24.NOV.2014 09:37:06



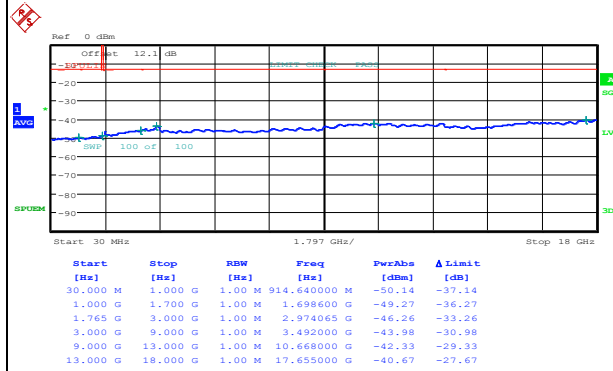
Date: 24.NOV.2014 09:38:16

Highest Channel / QPSK

Highest Channel / 16QAM



Date: 24.NOV.2014 09:44:52



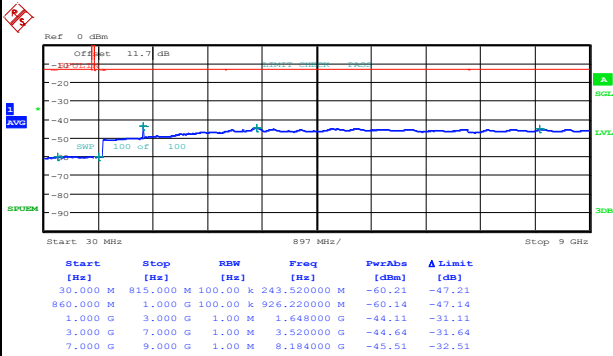
Date: 24.NOV.2014 09:46:03



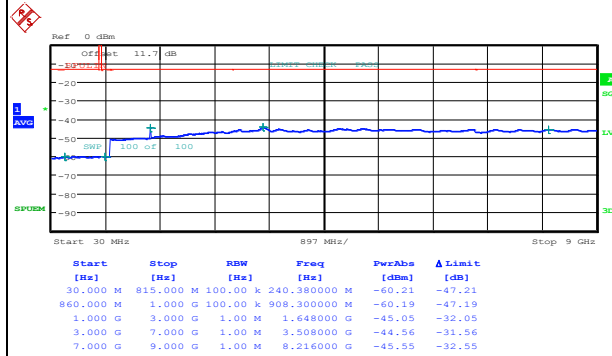
LTE Band 5 / 1.4MHz

Lowest Channel / QPSK

Lowest Channel / 16QAM



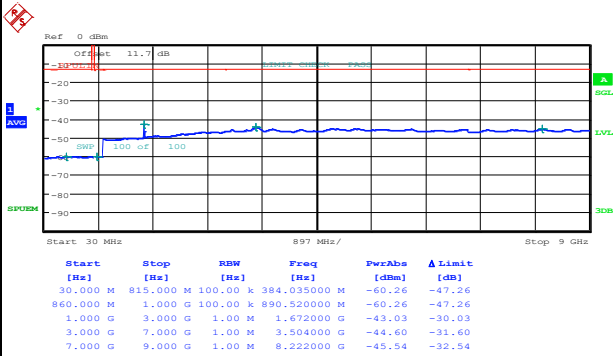
Date: 23.NOV.2014 09:48:05



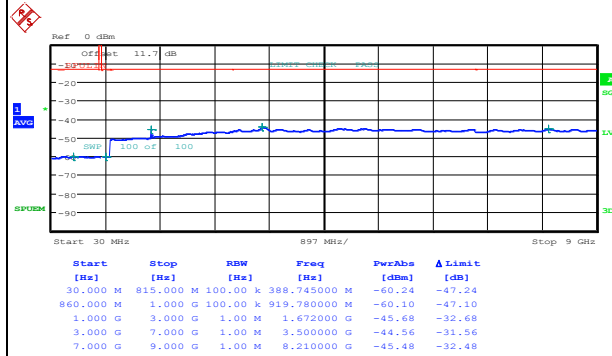
Date: 23.NOV.2014 09:49:16

Middle Channel / QPSK

Middle Channel / 16QAM



Date: 23.NOV.2014 09:51:13



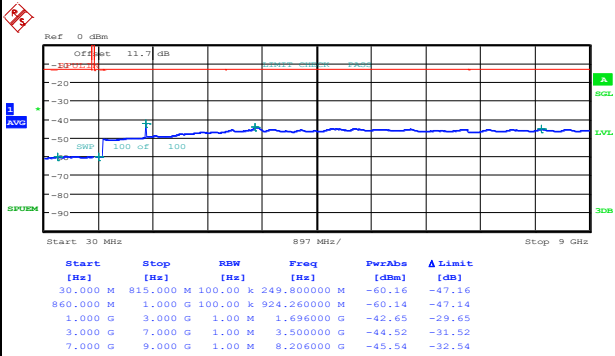
Date: 23.NOV.2014 09:52:23



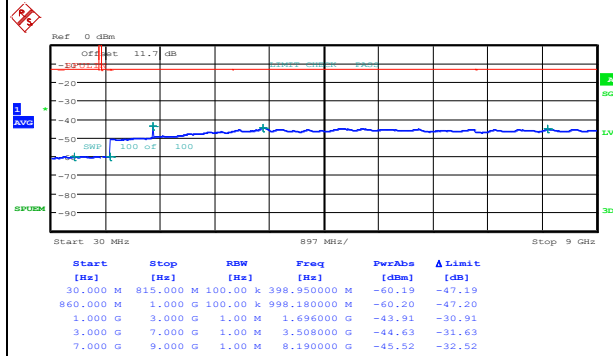
LTE Band 5 / 1.4MHz

Highest Channel / QPSK

Highest Channel / 16QAM



Date: 23.NOV.2014 09:58:59

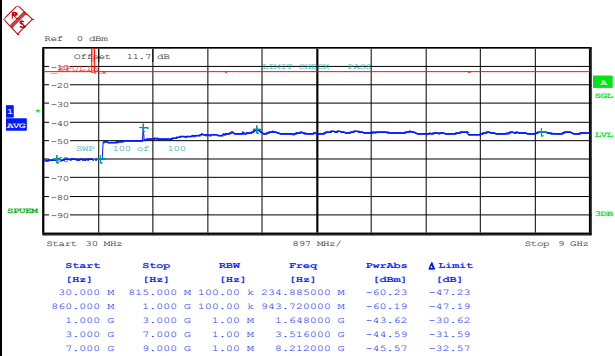


Date: 23.NOV.2014 10:00:09

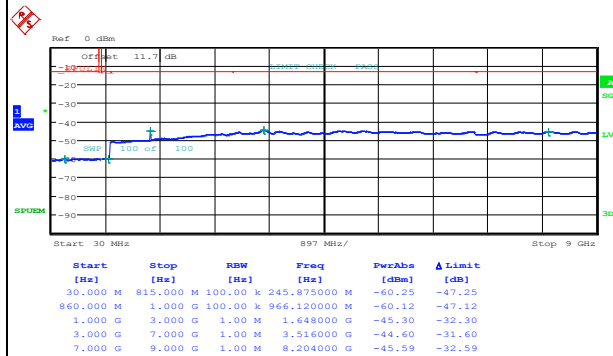
LTE Band 5 / 3MHz

Lowest Channel / QPSK

Lowest Channel / 16QAM



Date: 23.NOV.2014 10:07:35



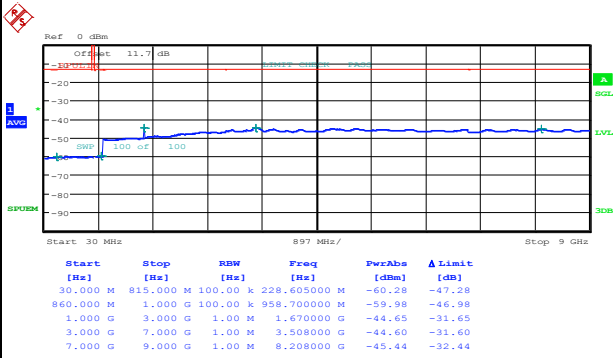
Date: 23.NOV.2014 10:08:45



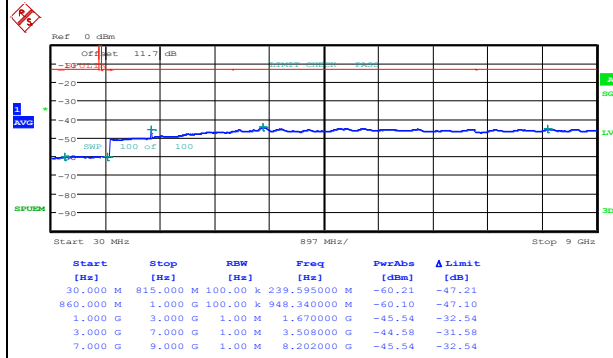
LTE Band 5 / 3MHz

Middle Channel / QPSK

Middle Channel / 16QAM



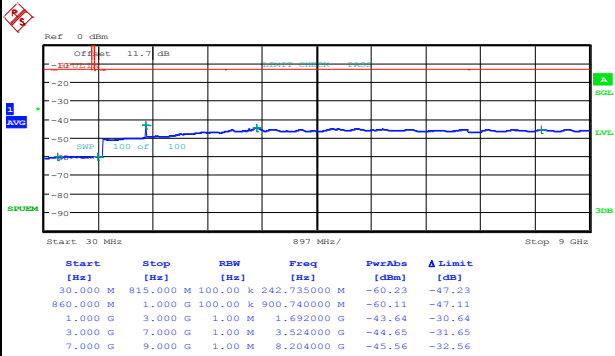
Date: 23.NOV.2014 10:10:42



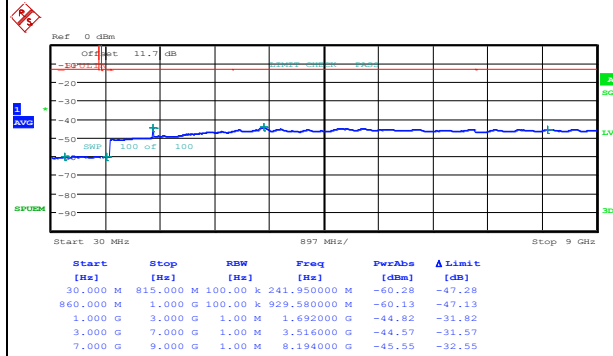
Date: 23.NOV.2014 10:11:51

Highest Channel / QPSK

Highest Channel / 16QAM



Date: 23.NOV.2014 10:18:28



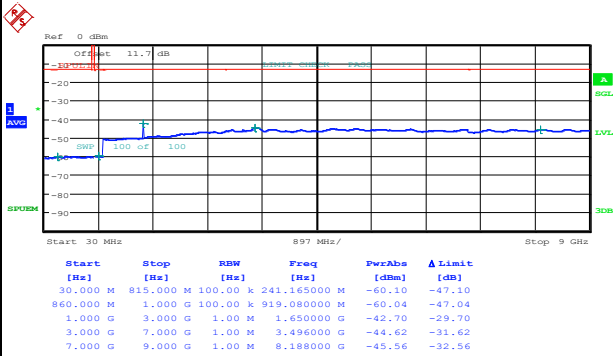
Date: 23.NOV.2014 10:19:39



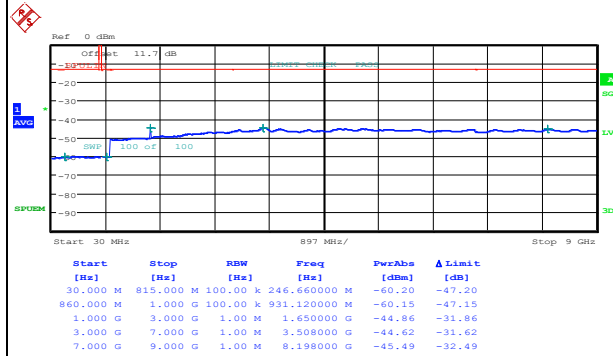
LTE Band 5 / 5MHz

Lowest Channel / QPSK

Lowest Channel / 16QAM



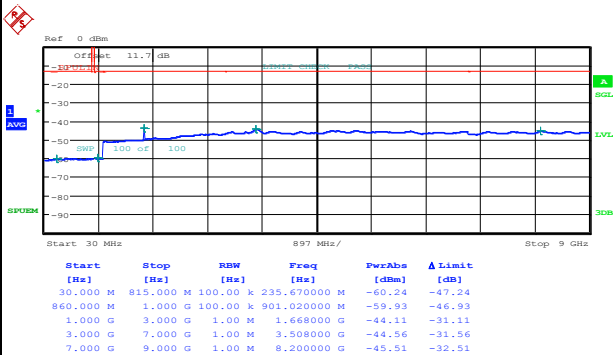
Date: 23.NOV.2014 10:26:19



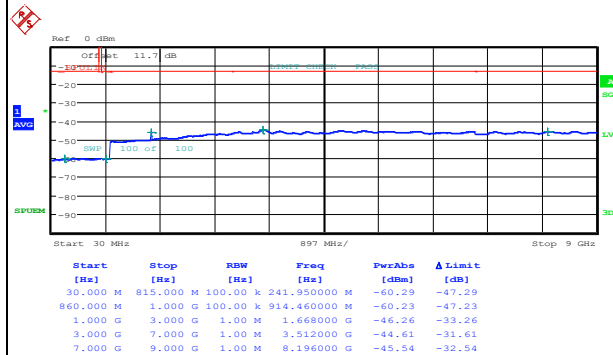
Date: 23.NOV.2014 10:27:29

Middle Channel / QPSK

Middle Channel / 16QAM



Date: 23.NOV.2014 10:29:26

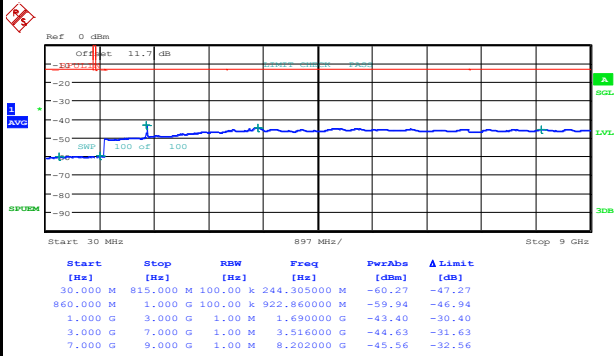


Date: 23.NOV.2014 10:30:36



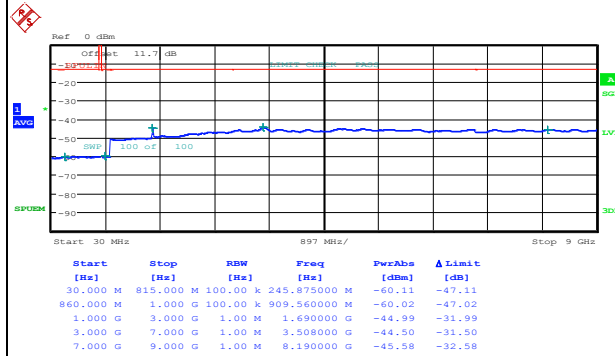
LTE Band 5 / 5MHz

Highest Channel / QPSK



Date: 23.NOV.2014 10:37:14

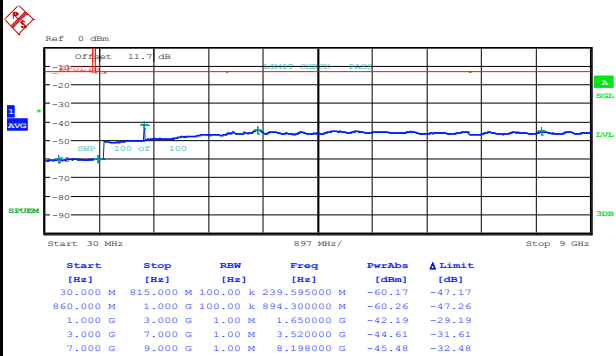
Highest Channel / 16QAM



Date: 23.NOV.2014 10:38:28

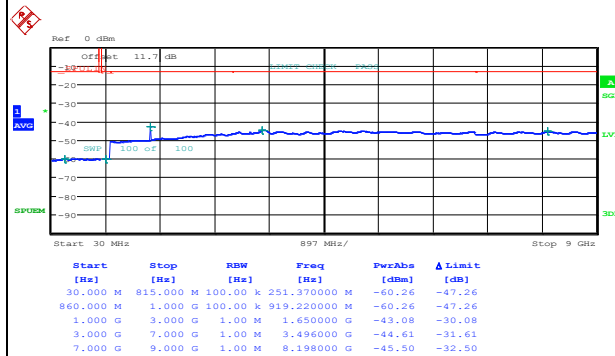
LTE Band 5 / 10MHz

Lowest Channel / QPSK



Date: 23.NOV.2014 10:45:12

Lowest Channel / 16QAM



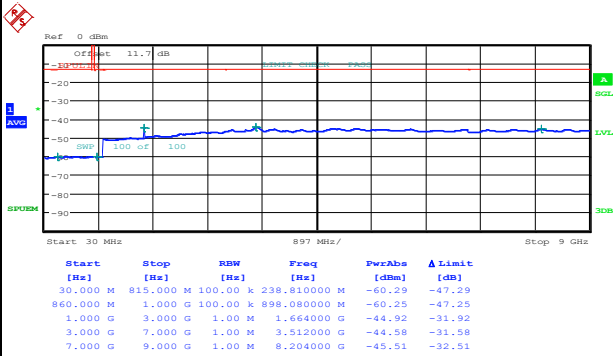
Date: 23.NOV.2014 10:46:22



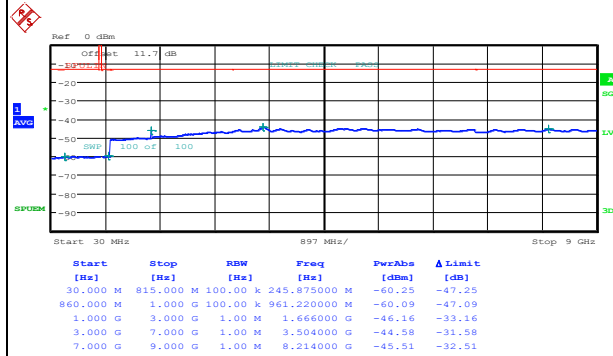
LTE Band 5 / 10MHz

Middle Channel / QPSK

Middle Channel / 16QAM



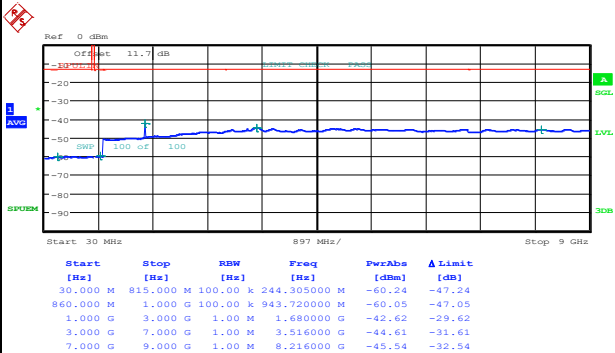
Date: 23.NOV.2014 10:48:20



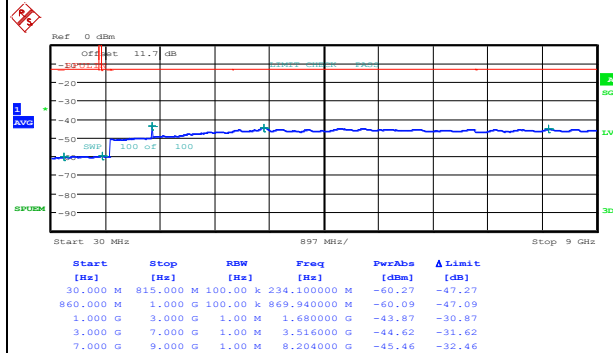
Date: 23.NOV.2014 10:49:30

Highest Channel / QPSK

Highest Channel / 16QAM



Date: 23.NOV.2014 10:56:07



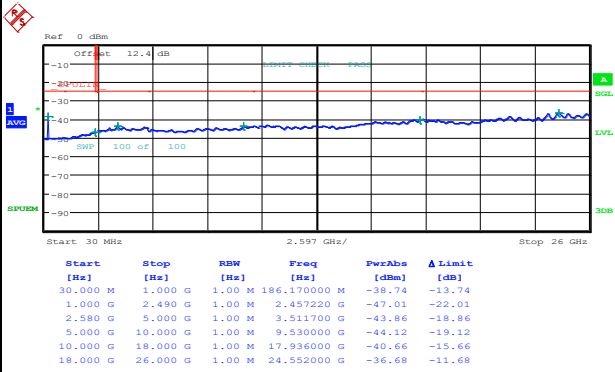
Date: 23.NOV.2014 10:57:17



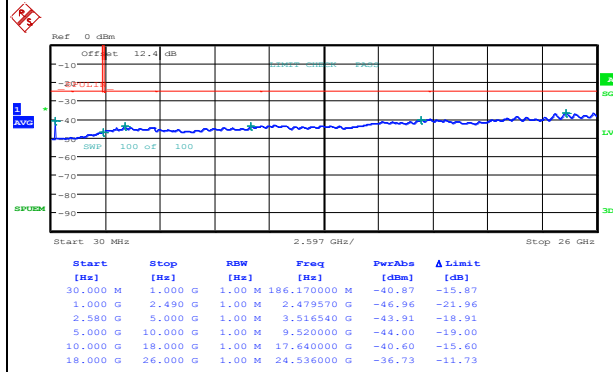
LTE Band 7 / 5MHz

Lowest Channel / QPSK

Lowest Channel / 16QAM



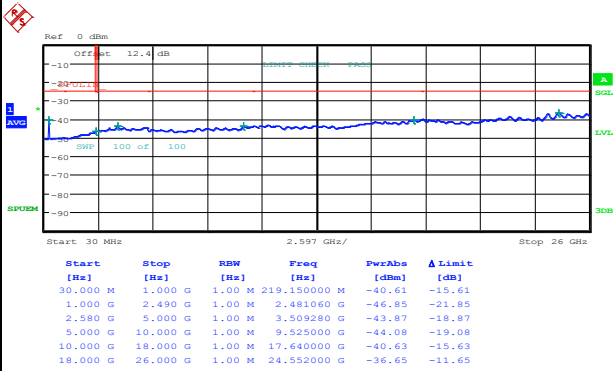
Date: 23.NOV.2014 11:23:21



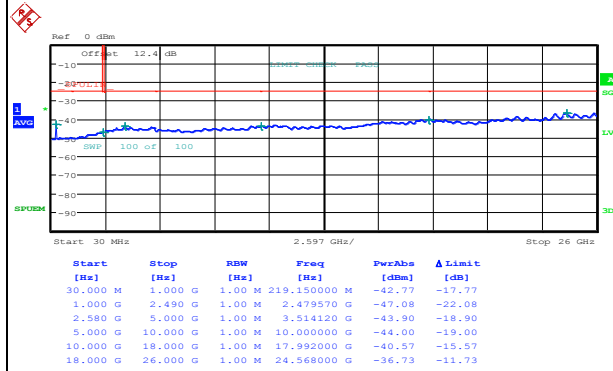
Date: 23.NOV.2014 11:24:31

Middle Channel / QPSK

Middle Channel / 16QAM



Date: 23.NOV.2014 11:26:27



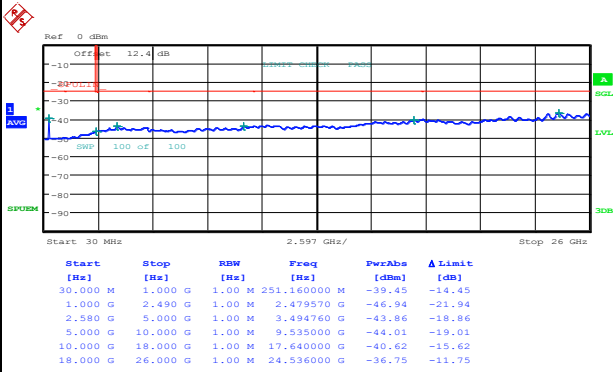
Date: 23.NOV.2014 11:27:37



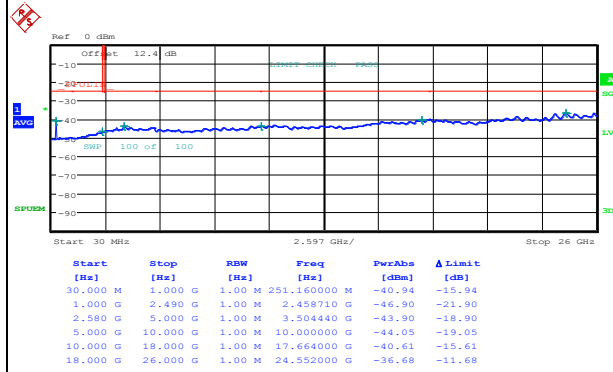
LTE Band 7 / 5MHz

Highest Channel / QPSK

Highest Channel / 16QAM



Date: 23.NOV.2014 11:34:11

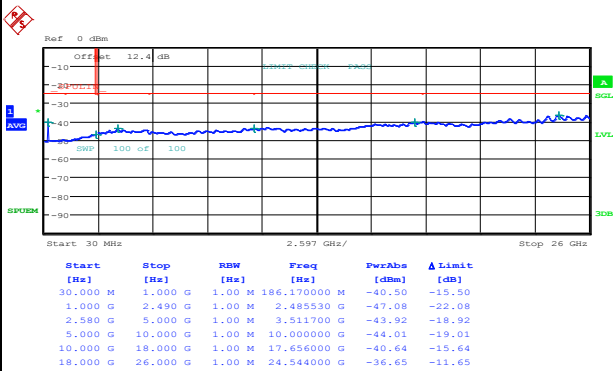


Date: 23.NOV.2014 11:35:20

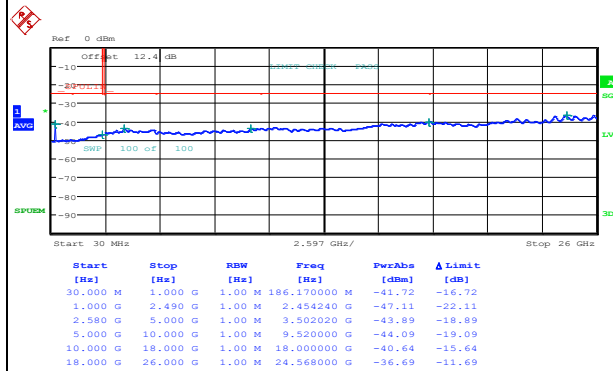
LTE Band 7 / 10MHz

Lowest Channel / QPSK

Lowest Channel / 16QAM



Date: 23.NOV.2014 11:41:59



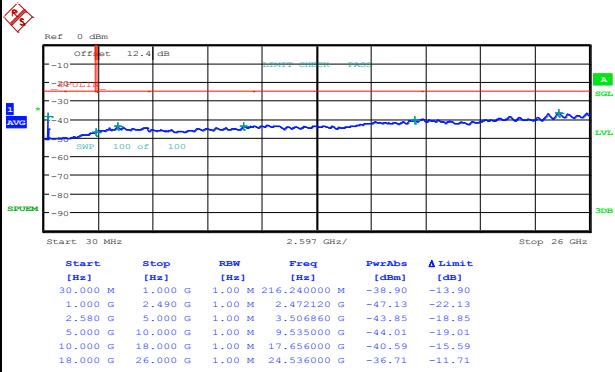
Date: 23.NOV.2014 11:43:08



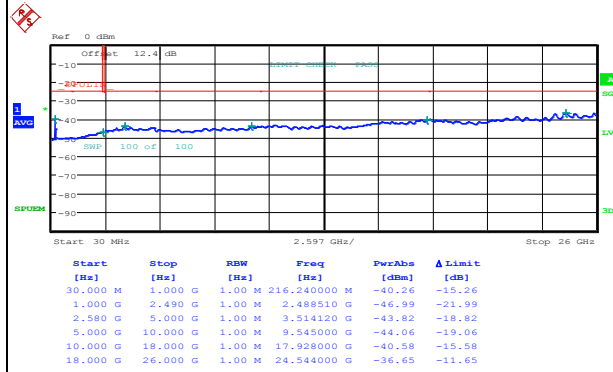
LTE Band 7 / 10MHz

Middle Channel / QPSK

Middle Channel / 16QAM



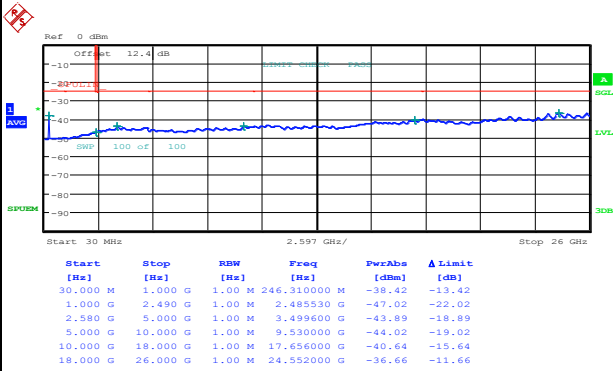
Date: 23.NOV.2014 11:45:05



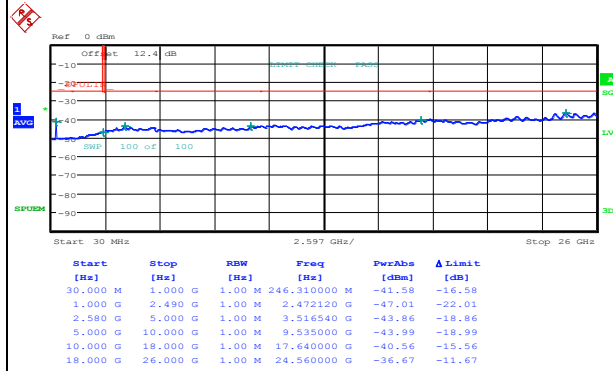
Date: 23.NOV.2014 11:46:15

Highest Channel / QPSK

Highest Channel / 16QAM



Date: 23.NOV.2014 11:52:49



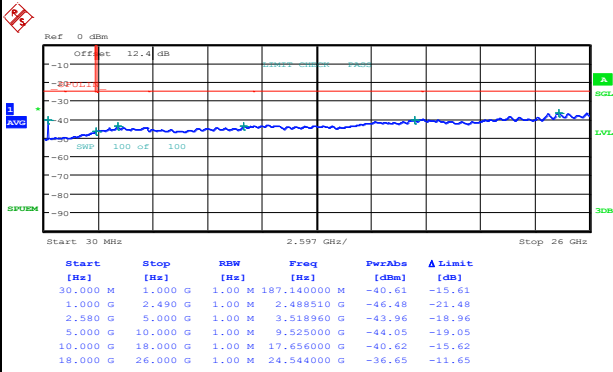
Date: 23.NOV.2014 11:53:58



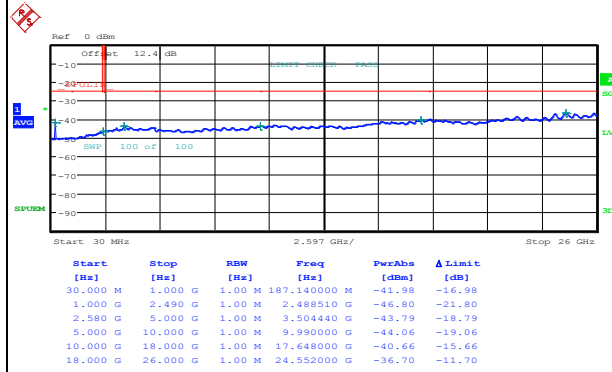
LTE Band 7 / 15MHz

Lowest Channel / QPSK

Lowest Channel / 16QAM



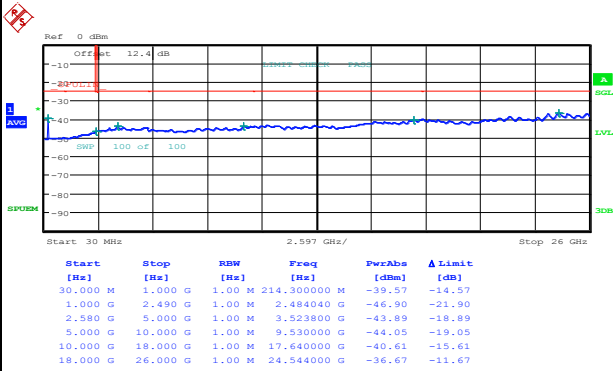
Date: 23.NOV.2014 12:00:37



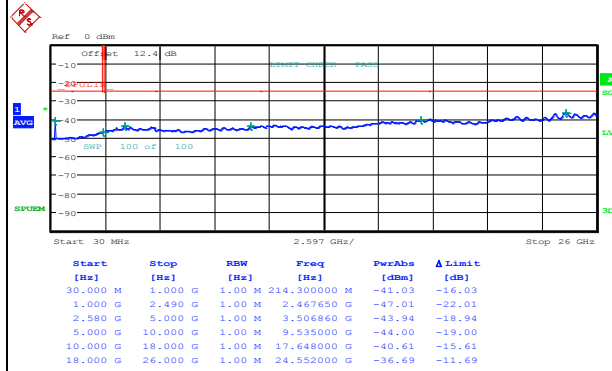
Date: 23.NOV.2014 12:01:46

Middle Channel / QPSK

Middle Channel / 16QAM



Date: 23.NOV.2014 12:03:43

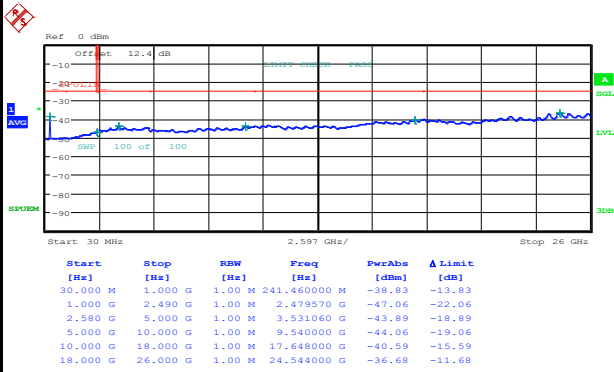


Date: 23.NOV.2014 12:04:53



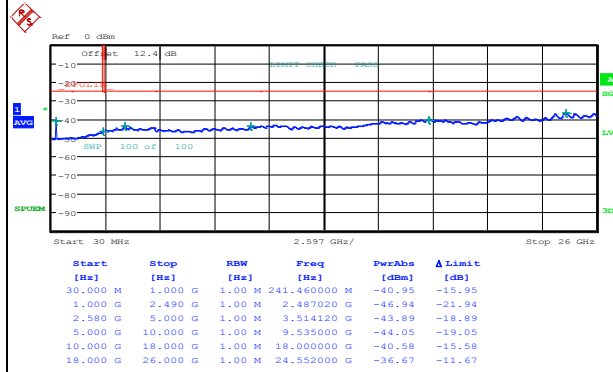
LTE Band7 / 15MHz

Highest Channel / QPSK



Date: 23.NOV.2014 12:11:27

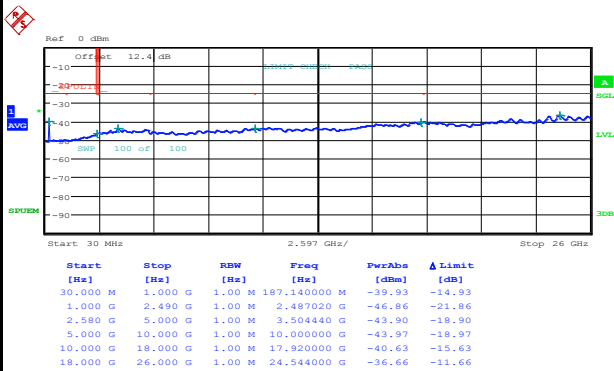
Highest Channel / 16QAM



Date: 23.NOV.2014 12:12:36

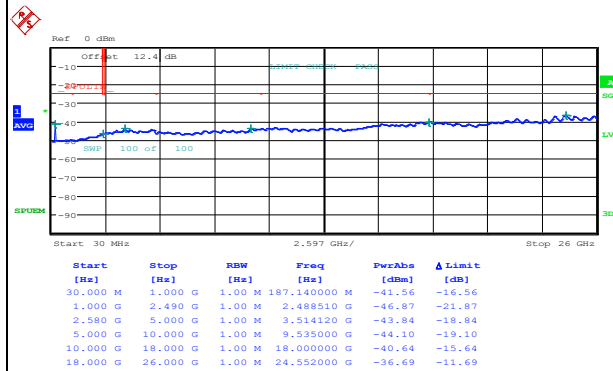
LTE Band 7 / 20MHz

Lowest Channel / QPSK



Date: 23.NOV.2014 12:19:15

Lowest Channel / 16QAM



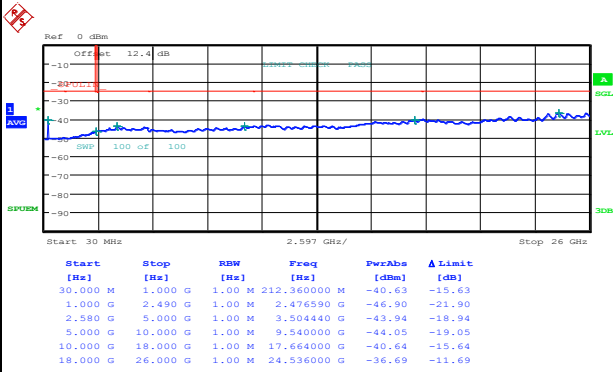
Date: 23.NOV.2014 12:20:24



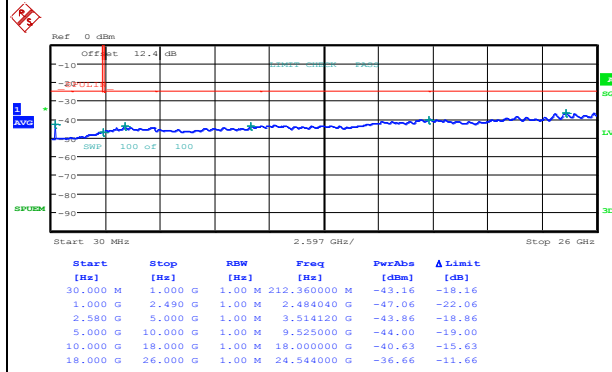
LTE Band 7 / 20MHz

Middle Channel / QPSK

Middle Channel / 16QAM



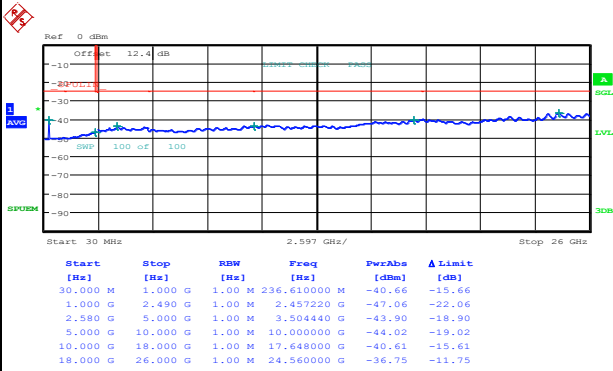
Date: 23.NOV.2014 12:22:21



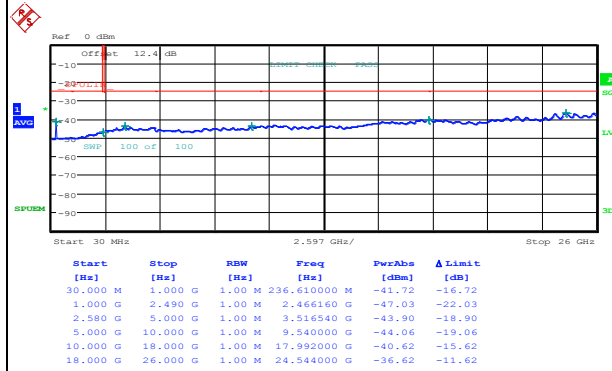
Date: 23.NOV.2014 12:23:30

Highest Channel / QPSK

Highest Channel / 16QAM



Date: 23.NOV.2014 12:30:08



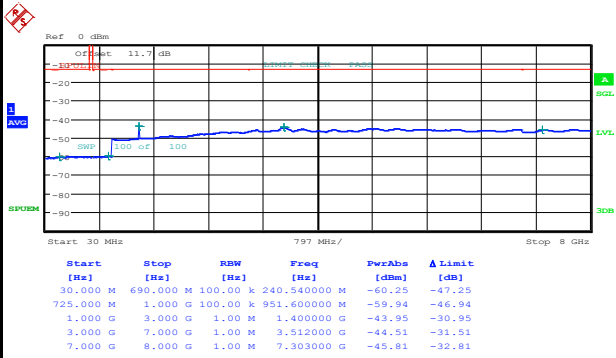
Date: 23.NOV.2014 12:31:17



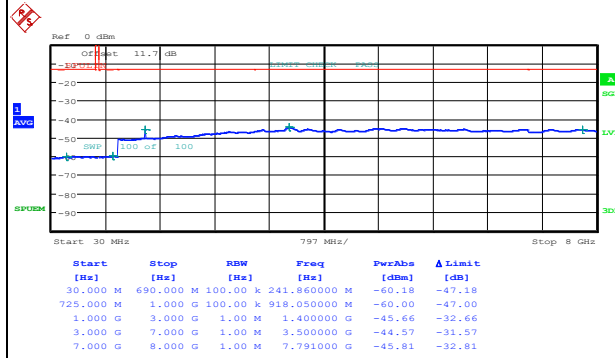
LTE Band 12 / 1.4MHz

Lowest Channel / QPSK

Lowest Channel / 16QAM



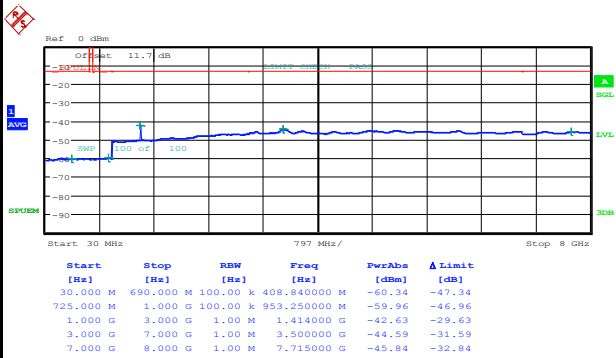
Date: 23.NOV.2014 15:14:01



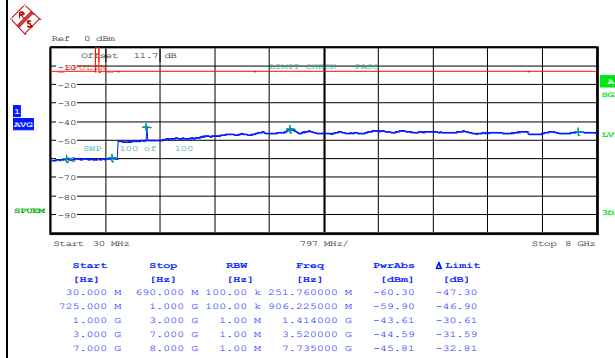
Date: 23.NOV.2014 15:15:11

Middle Channel / QPSK

Middle Channel / 16QAM



Date: 23.NOV.2014 15:18:18

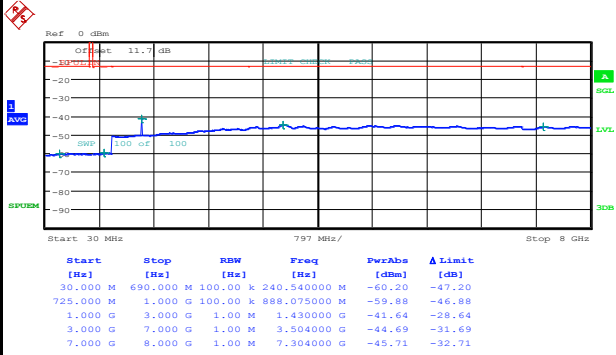


Date: 23.NOV.2014 15:17:08



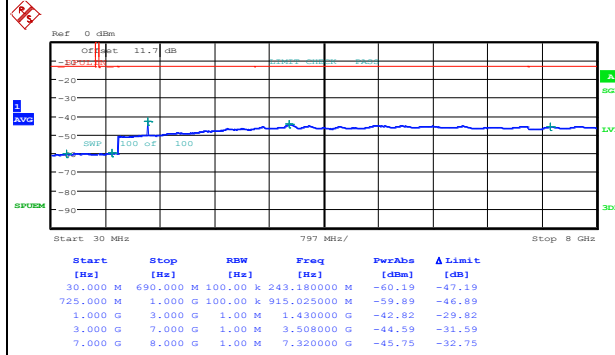
LTE Band 12 / 1.4MHz

Highest Channel / QPSK



Date: 23.NOV.2014 15:24:54

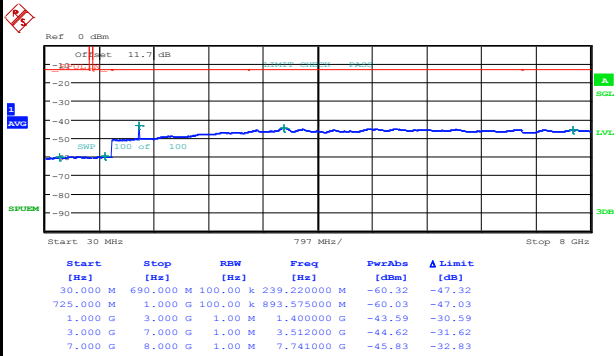
Highest Channel / 16QAM



Date: 23.NOV.2014 15:26:04

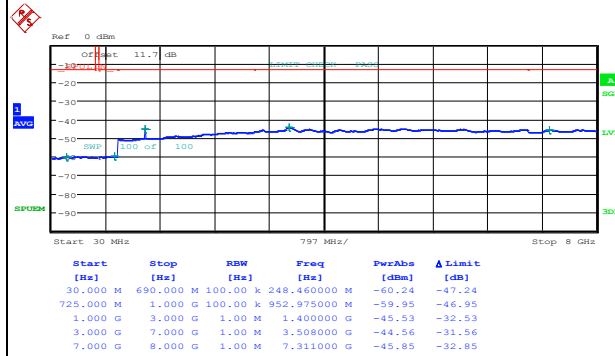
LTE Band 12 / 3MHz

Lowest Channel / QPSK



Date: 23.NOV.2014 13:31:02

Lowest Channel / 16QAM



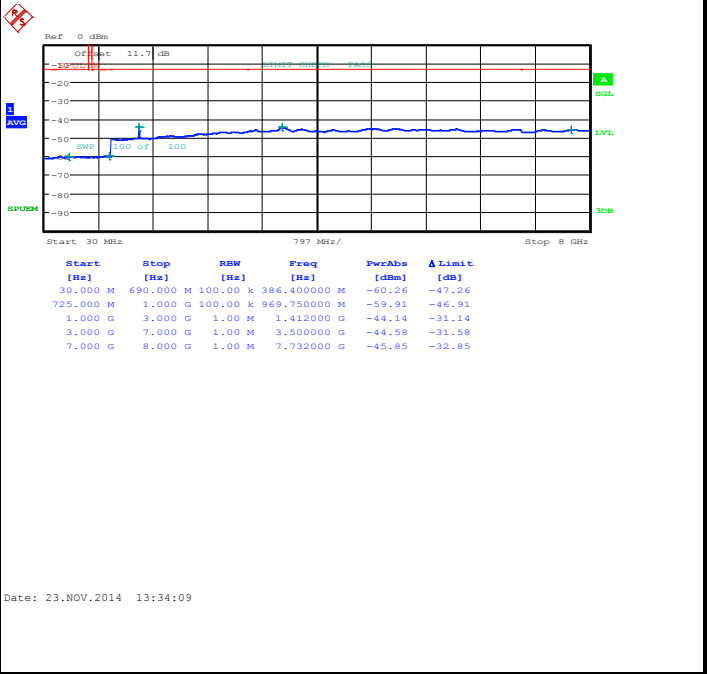
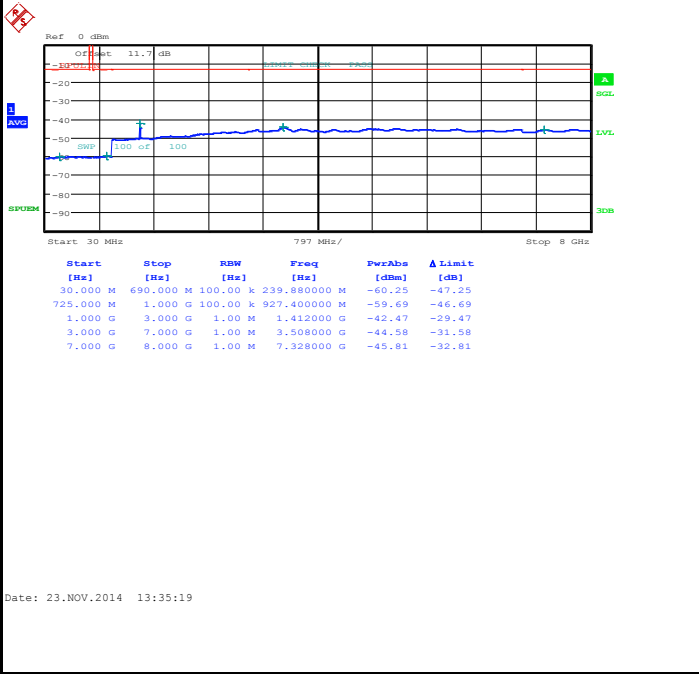
Date: 23.NOV.2014 13:32:12



LTE Band 12 / 3MHz

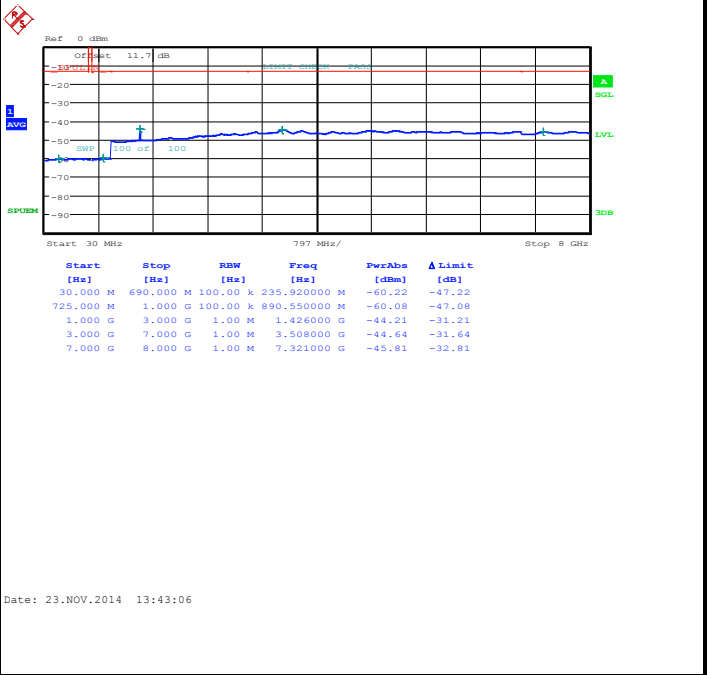
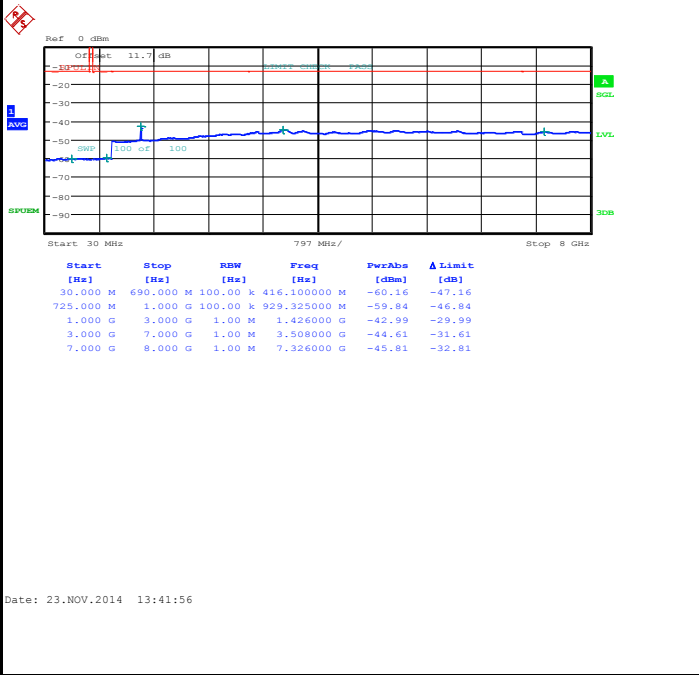
Middle Channel / QPSK

Middle Channel / 16QAM



Highest Channel / QPSK

Highest Channel / 16QAM

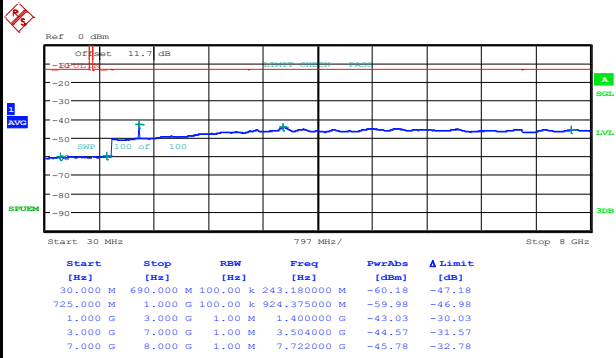




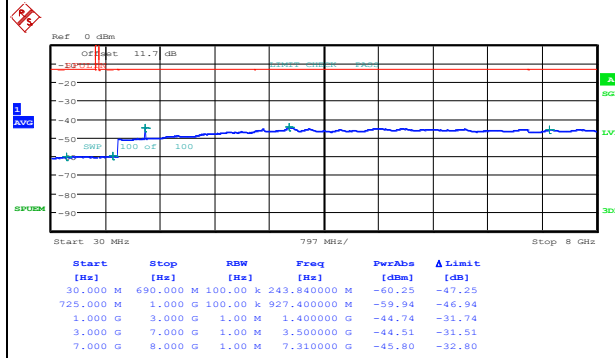
LTE Band 12 / 5MHz

Lowest Channel / QPSK

Lowest Channel / 16QAM



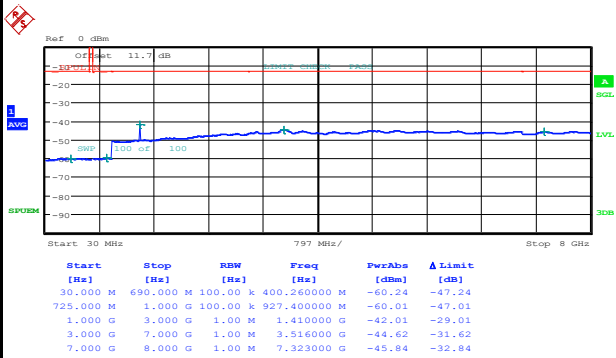
Date: 23.NOV.2014 13:49:47



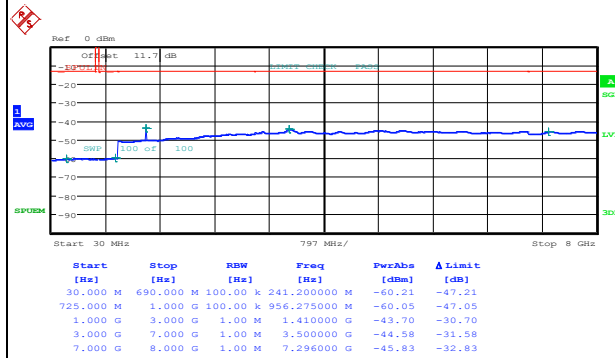
Date: 23.NOV.2014 13:50:57

Middle Channel / QPSK

Middle Channel / 16QAM



Date: 23.NOV.2014 13:54:04

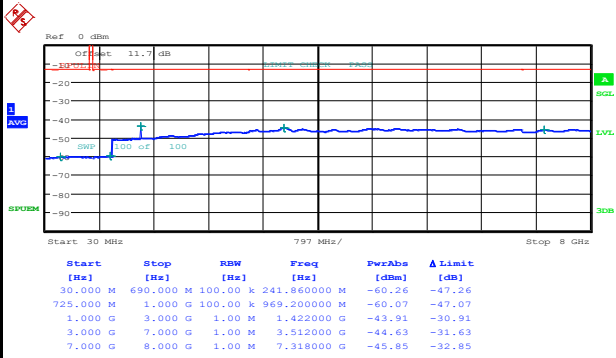


Date: 23.NOV.2014 13:52:54



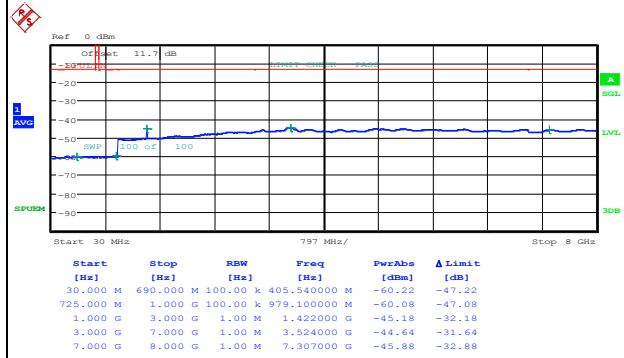
LTE Band 12 / 5MHz

Highest Channel / QPSK



Date: 23.NOV.2014 14:01:50

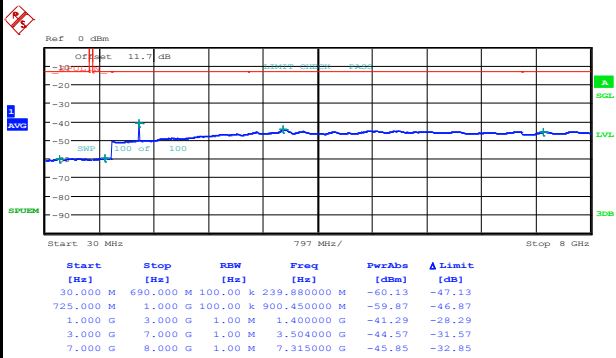
Highest Channel / 16QAM



Date: 23.NOV.2014 14:00:40

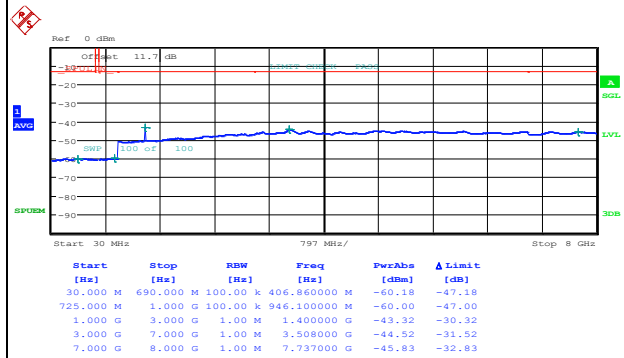
LTE Band 12 / 10MHz

Lowest Channel / QPSK



Date: 23.NOV.2014 14:08:30

Lowest Channel / 16QAM



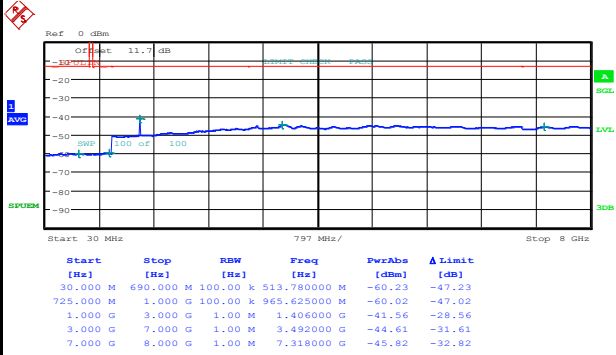
Date: 23.NOV.2014 14:09:40



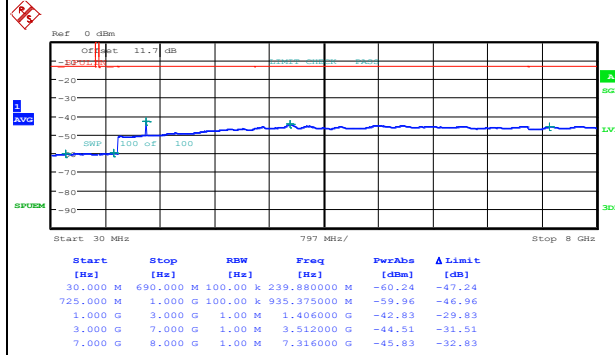
LTE Band 12 / 10MHz

Middle Channel / QPSK

Middle Channel / 16QAM



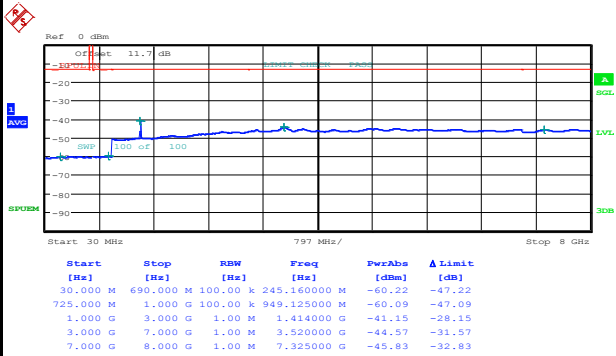
Date: 23.NOV.2014 14:12:47



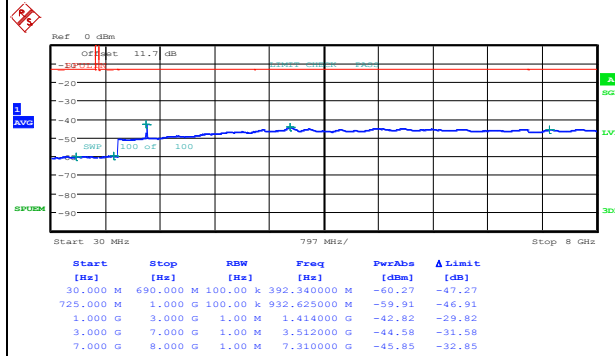
Date: 23.NOV.2014 14:11:37

Highest Channel / QPSK

Highest Channel / 16QAM



Date: 23.NOV.2014 14:19:22



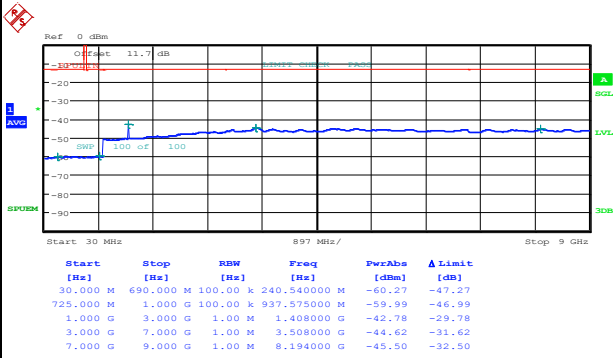
Date: 23.NOV.2014 14:20:33



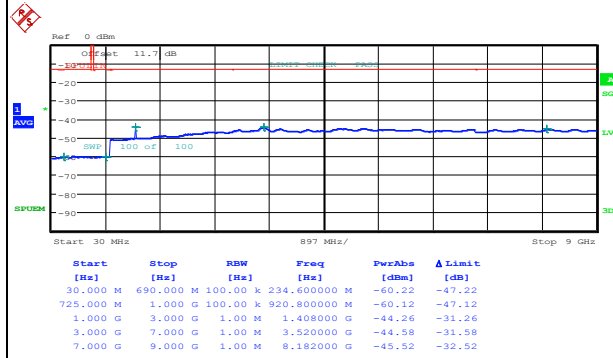
LTE Band 17 / 5MHz

Lowest Channel / QPSK

Lowest Channel / 16QAM



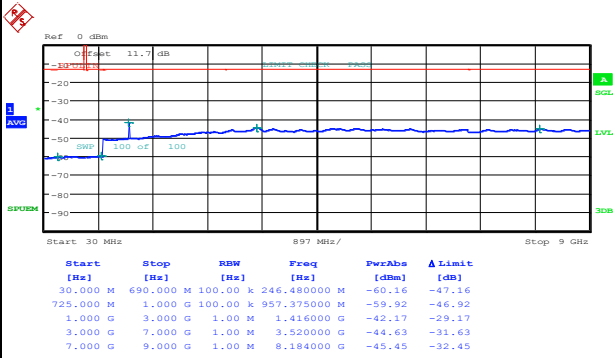
Date: 23.NOV.2014 14:27:16



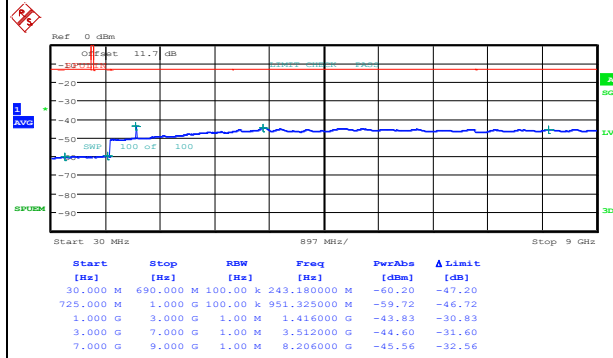
Date: 23.NOV.2014 14:28:26

Middle Channel / QPSK

Middle Channel / 16QAM



Date: 23.NOV.2014 14:30:23



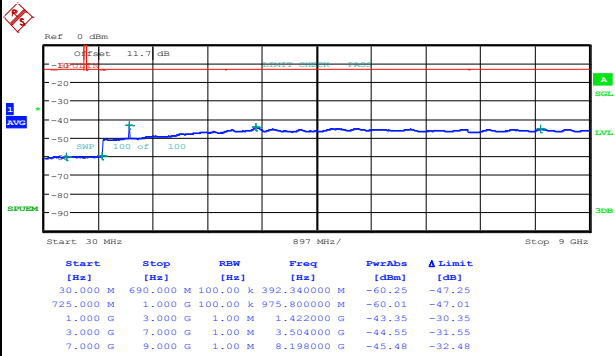
Date: 23.NOV.2014 14:31:33



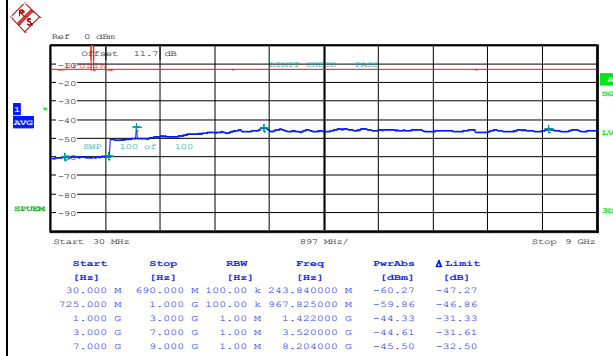
LTE Band 17 / 5MHz

Highest Channel / QPSK

Highest Channel / 16QAM



Date: 23.NOV.2014 15:43:56

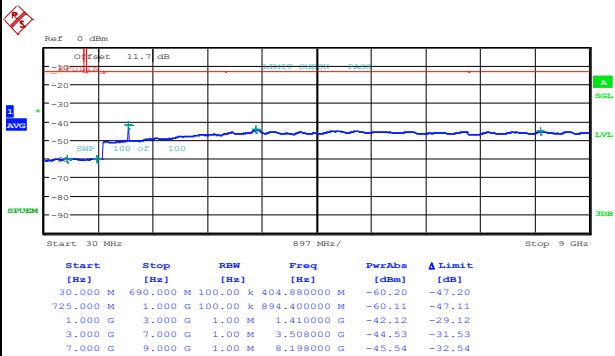


Date: 23.NOV.2014 15:43:06

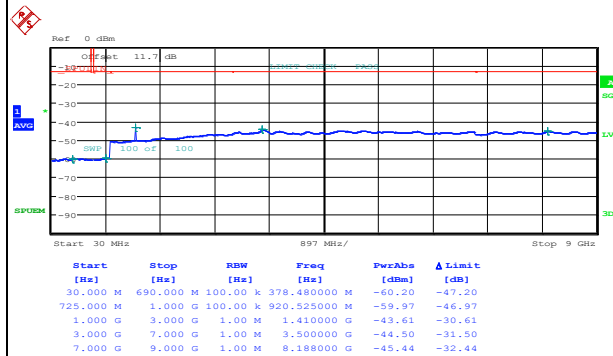
LTE Band 17 / 10MHz

Lowest Channel / QPSK

Lowest Channel / 16QAM



Date: 23.NOV.2014 14:52:49



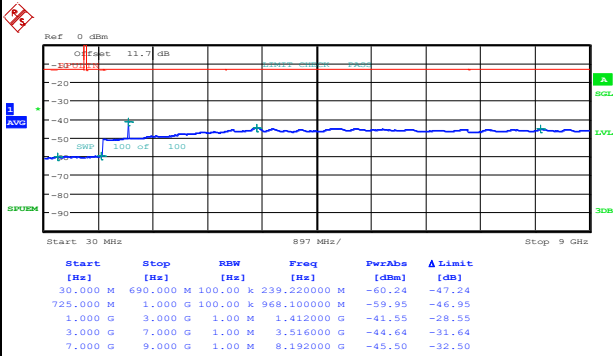
Date: 23.NOV.2014 14:54:00



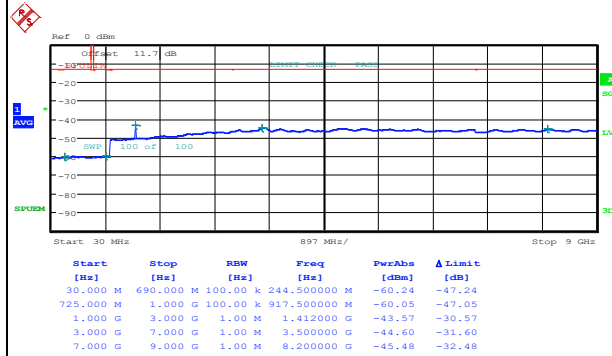
LTE Band 17 / 10MHz

Middle Channel / QPSK

Middle Channel / 16QAM



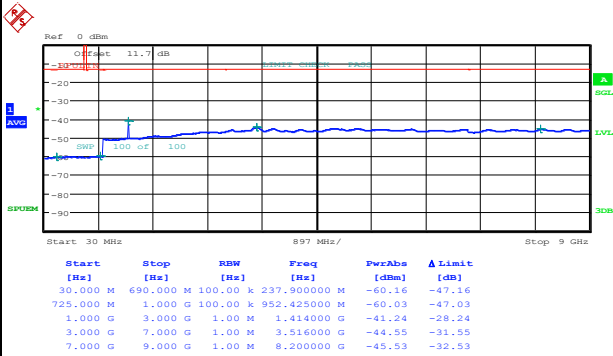
Date: 23.NOV.2014 14:55:57



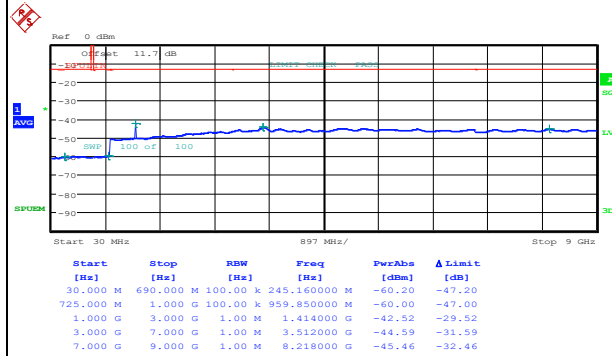
Date: 23.NOV.2014 14:57:06

Highest Channel / QPSK

Highest Channel / 16QAM



Date: 23.NOV.2014 15:03:43



Date: 23.NOV.2014 15:04:53



Frequency Stability

Test Conditions		LTE Band 2 (QPSK) / Middle Channel	Limit
Temperature (°C)	Voltage (Volt)	BW 10MHz	Note 2.
		Deviation (ppm)	Result
50	Normal Voltage	0.0013	PASS
40	Normal Voltage	0.0016	
30	Normal Voltage	0.0009	
20(Ref.)	Normal Voltage	0.0000	
10	Normal Voltage	0.0013	
0	Normal Voltage	0.0009	
-10	Normal Voltage	0.0015	
-20	Normal Voltage	0.0020	
-30	Normal Voltage	0.0012	
20	Maximum Voltage	0.0014	
20	Normal Voltage	0.0000	
20	Battery End Point	0.0025	

Note:

1. Normal Voltage = 3.8 V. ; Battery End Point (BEP) = 3.4 V. ; Maximum Voltage =4.2 V
2. Note: The frequency fundamental emissions stay within the authorized frequency block based on the frequency deviation measured is small.



Test Conditions		LTE Band 4 (QPSK) / Middle Channel	Limit
Temperature (°C)	Voltage (Volt)	BW 10MHz	Note 2.
		Deviation (ppm)	Result
50	Normal Voltage	0.0003	PASS
40	Normal Voltage	0.0003	
30	Normal Voltage	0.0005	
20(Ref.)	Normal Voltage	0.0000	
10	Normal Voltage	0.0007	
0	Normal Voltage	0.0004	
-10	Normal Voltage	0.0002	
-20	Normal Voltage	0.0009	
-30	Normal Voltage	0.0003	
20	Maximum Voltage	0.0005	
20	Normal Voltage	0.0000	
20	Battery End Point	0.0002	

Note:

1. Normal Voltage = 3.8 V. ; Battery End Point (BEP) = 3.4 V. ; Maximum Voltage =4.2 V
2. Note: The frequency fundamental emissions stay within the authorized frequency block based on the frequency deviation measured is small.



Test Conditions		LTE Band 5 (QPSK) / Middle Channel	Limit
Temperature (°C)	Voltage (Volt)	BW 10MHz	2.5ppm
		Deviation (ppm)	Result
50	Normal Voltage	0.0023	PASS
40	Normal Voltage	0.0026	
30	Normal Voltage	0.0030	
20(Ref.)	Normal Voltage	0.0000	
10	Normal Voltage	0.0011	
0	Normal Voltage	0.0022	
-10	Normal Voltage	0.0005	
-20	Normal Voltage	0.0011	
-30	Normal Voltage	0.0018	
20	Maximum Voltage	0.0029	
20	Normal Voltage	0.0000	
20	Battery End Point	0.0022	

Note:

1. Normal Voltage = 3.8 V. ; Battery End Point (BEP) = 3.4 V. ; Maximum Voltage =4.2 V
2. Note: The frequency fundamental emissions stay within the authorized frequency block based on the frequency deviation measured is small.



Test Conditions		LTE Band 7 (QPSK) / Middle Channel	Limit
Temperature (°C)	Voltage (Volt)	BW 10MHz	Note 2.
		Deviation (ppm)	Result
50	Normal Voltage	0.0004	PASS
40	Normal Voltage	0.0006	
30	Normal Voltage	0.0009	
20(Ref.)	Normal Voltage	0.0000	
10	Normal Voltage	0.0016	
0	Normal Voltage	0.0010	
-10	Normal Voltage	0.0011	
-20	Normal Voltage	0.0007	
-30	Normal Voltage	0.0014	
20	Maximum Voltage	0.0004	
20	Normal Voltage	0.0000	
20	Battery End Point	0.0007	

Note:

1. Normal Voltage = 3.8 V. ; Battery End Point (BEP) = 3.4 V. ; Maximum Voltage =4.2 V
2. Note: The frequency fundamental emissions stay within the authorized frequency block based on the frequency deviation measured is small.



Test Conditions		LTE Band 12 (QPSK) / Middle Channel	Limit
Temperature (°C)	Voltage (Volt)	BW 10MHz	Note 2.
		Deviation (ppm)	Result
50	Normal Voltage	0.0010	PASS
40	Normal Voltage	0.0020	
30	Normal Voltage	0.0016	
20(Ref.)	Normal Voltage	0.0000	
10	Normal Voltage	0.0148	
0	Normal Voltage	0.0031	
-10	Normal Voltage	0.0155	
-20	Normal Voltage	0.0028	
-30	Normal Voltage	0.0153	
20	Maximum Voltage	0.0017	
20	Normal Voltage	0.0000	
20	Battery End Point	0.0167	

Note:

1. Normal Voltage = 3.8 V. ; Battery End Point (BEP) = 3.4 V. ; Maximum Voltage =4.2 V
2. Note: The frequency fundamental emissions stay within the authorized frequency block based on the frequency deviation measured is small.



Test Conditions		LTE Band 17 (QPSK) / Middle Channel	Limit
Temperature (°C)	Voltage (Volt)	BW 10MHz	Note 2.
		Deviation (ppm)	Result
50	Normal Voltage	0.0169	PASS
40	Normal Voltage	0.0135	
30	Normal Voltage	0.0145	
20(Ref.)	Normal Voltage	0.0000	
10	Normal Voltage	0.0156	
0	Normal Voltage	0.0021	
-10	Normal Voltage	0.0015	
-20	Normal Voltage	0.0017	
-30	Normal Voltage	0.0158	
20	Maximum Voltage	0.0037	
20	Normal Voltage	0.0000	
20	Battery End Point	0.0024	

Note:

1. Normal Voltage = 3.8 V. ; Battery End Point (BEP) = 3.4 V. ; Maximum Voltage =4.2 V
2. Note: The frequency fundamental emissions stay within the authorized frequency block based on the frequency deviation measured is small.



Appendix B. Test Results of Radiated Test

ERP/EIRP

LTE Band 2 / 1.4MHz							
Channel	Modulation	RB		Horizontal		Vertical	
		Size	Offset	EIRP(dBm)	EIRP(W)	EIRP(dBm)	EIRP(W)
Lowest	QPSK	1	0	21.53	0.1422	21.59	0.1442
Middle		1	0	21.70	0.1479	22.25	0.1679
Highest		1	0	22.85	0.1928	24.43	0.2773
Lowest	16QAM	1	0	19.28	0.0847	19.27	0.0845
Middle		1	0	20.18	0.1042	20.48	0.1117
Highest		1	0	21.02	0.1265	22.24	0.1675
Limit	EIRP < 2W			Result		PASS	

LTE Band 2 / 3MHz							
Channel	Modulation	RB		Horizontal		Vertical	
		Size	Offset	EIRP(dBm)	EIRP(W)	EIRP(dBm)	EIRP(W)
Lowest	QPSK	1	0	21.55	0.1429	20.40	0.1096
Middle		1	0	21.78	0.1509	22.65	0.1841
Highest		1	0	22.94	0.1968	24.89	0.3083
Lowest	16QAM	1	0	18.73	0.0746	18.58	0.0721
Middle		1	0	20.47	0.1114	20.82	0.1208
Highest		1	0	20.70	0.1175	22.20	0.1660
Limit	EIRP < 2W			Result		PASS	

LTE Band 2 / 5MHz							
Channel	Modulation	RB		Horizontal		Vertical	
		Size	Offset	EIRP(dBm)	EIRP(W)	EIRP(dBm)	EIRP(W)
Lowest	QPSK	1	0	21.66	0.1466	21.50	0.1413
Middle		1	0	21.71	0.1483	22.59	0.1816
Highest		1	0	22.59	0.1816	23.79	0.2393
Lowest	16QAM	1	0	19.33	0.0857	19.37	0.0865
Middle		1	0	19.79	0.0953	20.78	0.1197
Highest		1	0	20.04	0.1009	22.19	0.1656
Limit	EIRP < 2W			Result		PASS	



LTE Band 2 / 10MHz							
Channel	Modulation	RB		Horizontal		Vertical	
		Size	Offset	EIRP(dBm)	EIRP(W)	EIRP(dBm)	EIRP(W)
Lowest	QPSK	1	0	21.89	0.1545	21.92	0.1556
Middle		1	0	21.63	0.1455	22.51	0.1782
Highest		1	0	23.02	0.2004	23.68	0.2333
Lowest	16QAM	1	0	19.67	0.0927	19.89	0.0975
Middle		1	0	20.44	0.1107	21.29	0.1346
Highest		1	0	20.00	0.1000	22.27	0.1687
Limit	EIRP < 2W			Result		PASS	

LTE Band 2 / 15MHz							
Channel	Modulation	RB		Horizontal		Vertical	
		Size	Offset	EIRP(dBm)	EIRP(W)	EIRP(dBm)	EIRP(W)
Lowest	QPSK	1	0	21.69	0.1476	20.39	0.1094
Middle		1	0	21.74	0.1493	22.01	0.1589
Highest		1	0	22.73	0.1875	24.36	0.2729
Lowest	16QAM	1	0	19.39	0.0869	18.93	0.0782
Middle		1	0	20.38	0.1091	20.94	0.1242
Highest		1	0	20.78	0.1197	21.25	0.1334
Limit	EIRP < 2W			Result		PASS	

LTE Band 2 / 20MHz							
Channel	Modulation	RB		Horizontal		Vertical	
		Size	Offset	EIRP(dBm)	EIRP(W)	EIRP(dBm)	EIRP(W)
Lowest	QPSK	1	0	21.75	0.1496	21.90	0.1549
Middle		1	0	21.75	0.1496	22.38	0.1730
Highest		1	0	22.53	0.1791	22.85	0.1928
Lowest	16QAM	1	0	18.72	0.0745	18.64	0.0731
Middle		1	0	20.20	0.1047	20.51	0.1125
Highest		1	0	20.77	0.1194	21.76	0.1500
Limit	EIRP < 2W			Result		PASS	



LTE Band 4 / 1.4MHz							
Channel	Modulation	RB		Horizontal		Vertical	
		Size	Offset	EIRP(dBm)	EIRP(W)	EIRP(dBm)	EIRP(W)
Lowest	QPSK	1	0	22.71	0.1866	22.71	0.1866
Middle		1	0	23.41	0.2193	23.91	0.2460
Highest		1	0	22.84	0.1923	23.98	0.2500
Lowest	16QAM	1	0	21.13	0.1297	21.53	0.1422
Middle		1	0	22.24	0.1675	22.19	0.1656
Highest		1	0	20.79	0.1199	21.71	0.1483
Limit	EIRP < 1W			Result		PASS	

LTE Band 4 / 3MHz							
Channel	Modulation	RB		Horizontal		Vertical	
		Size	Offset	EIRP(dBm)	EIRP(W)	EIRP(dBm)	EIRP(W)
Lowest	QPSK	1	0	22.19	0.1656	22.68	0.1854
Middle		1	0	23.37	0.2173	24.03	0.2529
Highest		1	0	22.90	0.1950	23.95	0.2483
Lowest	16QAM	1	0	20.77	0.1194	20.81	0.1205
Middle		1	0	21.26	0.1337	22.64	0.1837
Highest		1	0	21.85	0.1531	21.76	0.1500
Limit	EIRP < 1W			Result		PASS	

LTE Band 4 / 5MHz							
Channel	Modulation	RB		Horizontal		Vertical	
		Size	Offset	EIRP(dBm)	EIRP(W)	EIRP(dBm)	EIRP(W)
Lowest	QPSK	1	0	22.31	0.1702	22.56	0.1803
Middle		1	0	23.16	0.2070	23.94	0.2477
Highest		1	0	23.16	0.2070	24.31	0.2698
Lowest	16QAM	1	0	21.27	0.1340	20.77	0.1194
Middle		1	0	21.49	0.1409	22.38	0.1730
Highest		1	0	21.75	0.1496	22.30	0.1698
Limit	EIRP < 1W			Result		PASS	



LTE Band 4/ 10MHz							
Channel	Modulation	RB		Horizontal		Vertical	
		Size	Offset	EIRP(dBm)	EIRP(W)	EIRP(dBm)	EIRP(W)
Lowest	QPSK	1	0	22.61	0.1824	23.12	0.2051
Middle		1	0	23.51	0.2244	24.04	0.2535
Highest		1	0	22.98	0.1986	23.97	0.2495
Lowest	16QAM	1	0	21.64	0.1459	21.26	0.1337
Middle		1	0	21.07	0.1279	22.71	0.1866
Highest		1	0	20.76	0.1191	21.96	0.1570
Limit	EIRP < 1W			Result		PASS	

LTE Band 4 / 15MHz							
Channel	Modulation	RB		Horizontal		Vertical	
		Size	Offset	EIRP(dBm)	EIRP(W)	EIRP(dBm)	EIRP(W)
Lowest	QPSK	1	0	22.74	0.1879	23.01	0.2000
Middle		1	0	23.52	0.2249	24.00	0.2512
Highest		1	0	23.17	0.2075	24.23	0.2649
Lowest	16QAM	1	0	20.79	0.1199	21.03	0.1268
Middle		1	0	21.74	0.1493	22.26	0.1683
Highest		1	0	21.24	0.1330	22.33	0.1710
Limit	EIRP < 1W			Result		PASS	

LTE Band 4 / 20MHz							
Channel	Modulation	RB		Horizontal		Vertical	
		Size	Offset	EIRP(dBm)	EIRP(W)	EIRP(dBm)	EIRP(W)
Lowest	QPSK	1	0	22.74	0.1879	23.02	0.2004
Middle		1	0	23.64	0.2312	23.99	0.2506
Highest		1	0	23.16	0.2070	24.13	0.2588
Lowest	16QAM	1	0	20.81	0.1205	21.17	0.1309
Middle		1	0	21.70	0.1479	22.49	0.1774
Highest		1	0	21.24	0.1330	22.20	0.1660
Limit	EIRP < 1W			Result		PASS	



LTE Band 5 / 1.4MHz							
Channel	Modulation	RB		Horizontal		Vertical	
		Size	Offset	ERP(dBm)	ERP(W)	ERP(dBm)	ERP(W)
Lowest	QPSK	1	0	7.17	0.0052	18.54	0.0714
Middle		1	0	7.79	0.0060	19.45	0.0881
Highest		1	0	8.13	0.0065	18.00	0.0631
Lowest	16QAM	1	0	5.63	0.0037	16.04	0.0402
Middle		1	0	5.38	0.0035	17.99	0.0630
Highest		1	0	6.45	0.0044	17.87	0.0612
Limit	ERP < 7W			Result		PASS	

LTE Band 5 / 3MHz							
Channel	Modulation	RB		Horizontal		Vertical	
		Size	Offset	ERP(dBm)	ERP(W)	ERP(dBm)	ERP(W)
Lowest	QPSK	1	0	7.28	0.0053	18.43	0.0697
Middle		1	0	7.61	0.0058	19.33	0.0857
Highest		1	0	8.28	0.0067	19.71	0.0935
Lowest	16QAM	1	0	4.95	0.0031	15.93	0.0392
Middle		1	0	5.78	0.0038	17.78	0.0600
Highest		1	0	6.65	0.0046	17.18	0.0522
Limit	ERP < 7W			Result		PASS	

LTE Band 5 / 5MHz							
Channel	Modulation	RB		Horizontal		Vertical	
		Size	Offset	ERP(dBm)	ERP(W)	ERP(dBm)	ERP(W)
Lowest	QPSK	1	0	7.72	0.0059	18.73	0.0746
Middle		1	0	7.84	0.0061	19.22	0.0836
Highest		1	0	8.13	0.0065	19.61	0.0914
Lowest	16QAM	1	0	5.97	0.0040	15.49	0.0354
Middle		1	0	5.67	0.0037	17.75	0.0596
Highest		1	0	5.79	0.0038	17.31	0.0538
Limit	ERP < 7W			Result		PASS	



LTE Band 5 / 10MHz							
Channel	Modulation	RB		Horizontal		Vertical	
		Size	Offset	ERP(dBm)	ERP(W)	ERP(dBm)	ERP(W)
Lowest	QPSK	1	0	7.65	0.0058	18.55	0.0716
Middle		1	0	7.56	0.0057	19.23	0.0838
Highest		1	0	8.15	0.0065	19.38	0.0867
Lowest	16QAM	1	0	5.40	0.0035	16.41	0.0438
Middle		1	0	5.89	0.0039	17.45	0.0556
Highest		1	0	6.75	0.0047	17.49	0.0561
Limit	ERP < 7W			Result		PASS	

LTE Band 7 / 5MHz							
Channel	Modulation	RB		Horizontal		Vertical	
		Size	Offset	EIRP(dBm)	EIRP(W)	EIRP(dBm)	EIRP(W)
Lowest	QPSK	1	0	20.29	0.1069	23.04	0.2014
Middle		1	0	21.24	0.1330	25.31	0.3396
Highest		1	0	21.51	0.1416	24.44	0.2780
Lowest	16QAM	1	0	21.04	0.1271	22.43	0.1750
Middle		1	0	20.92	0.1236	24.79	0.3013
Highest		1	0	20.53	0.1130	23.98	0.2500
Limit	EIRP < 2W			Result		PASS	

LTE Band 7 / 10MHz							
Channel	Modulation	RB		Horizontal		Vertical	
		Size	Offset	EIRP(dBm)	EIRP(W)	EIRP(dBm)	EIRP(W)
Lowest	QPSK	1	0	20.33	0.1079	23.05	0.2018
Middle		1	0	21.20	0.1318	25.02	0.3177
Highest		1	0	22.05	0.1603	24.93	0.3112
Lowest	16QAM	1	0	20.38	0.1091	23.11	0.2046
Middle		1	0	21.00	0.1259	24.39	0.2748
Highest		1	0	21.63	0.1455	24.58	0.2871
Limit	EIRP < 2W			Result		PASS	



LTE Band 7 / 15MHz							
Channel	Modulation	RB		Horizontal		Vertical	
		Size	Offset	EIRP(dBm)	EIRP(W)	EIRP(dBm)	EIRP(W)
Lowest	QPSK	1	0	20.70	0.1175	23.07	0.2028
Middle		1	0	21.40	0.1380	25.31	0.3396
Highest		1	0	22.05	0.1603	25.06	0.3206
Lowest	16QAM	1	0	19.16	0.0824	23.07	0.2028
Middle		1	0	19.94	0.0986	24.34	0.2716
Highest		1	0	21.12	0.1294	23.55	0.2265
Limit	EIRP < 2W			Result		PASS	

LTE Band 7 / 20MHz							
Channel	Modulation	RB		Horizontal		Vertical	
		Size	Offset	EIRP(dBm)	EIRP(W)	EIRP(dBm)	EIRP(W)
Lowest	QPSK	1	0	20.59	0.1146	22.92	0.1959
Middle		1	0	21.31	0.1352	24.48	0.2805
Highest		1	0	21.90	0.1549	25.67	0.3690
Lowest	16QAM	1	0	19.43	0.0877	23.15	0.2065
Middle		1	0	18.92	0.0780	24.37	0.2735
Highest		1	0	21.50	0.1413	24.89	0.3083
Limit	EIRP < 2W			Result		PASS	



LTE Band 12 / 1.4MHz							
Channel	Modulation	RB		Horizontal		Vertical	
		Size	Offset	ERP(dBm)	ERP(W)	ERP(dBm)	ERP(W)
Lowest	QPSK	1	0	10.25	0.0106	17.10	0.0513
Middle		1	0	11.09	0.0129	18.33	0.0681
Highest		1	0	10.22	0.0105	16.59	0.0456
Lowest	16QAM	1	0	7.53	0.0057	13.92	0.0247
Middle		1	0	7.95	0.0062	13.65	0.0232
Highest		1	0	8.95	0.0079	14.57	0.0286
Limit	ERP < 3W			Result		PASS	

LTE Band 12 / 3MHz							
Channel	Modulation	RB		Horizontal		Vertical	
		Size	Offset	ERP(dBm)	ERP(W)	ERP(dBm)	ERP(W)
Lowest	QPSK	1	0	10.22	0.0105	17.26	0.0532
Middle		1	0	11.15	0.0130	17.86	0.0611
Highest		1	0	10.33	0.0108	15.94	0.0393
Lowest	16QAM	1	0	7.99	0.0063	14.04	0.0254
Middle		1	0	8.18	0.0066	13.13	0.0206
Highest		1	0	8.85	0.0077	14.80	0.0302
Limit	ERP < 3W			Result		PASS	



LTE Band 12 / 5MHz							
Channel	Modulation	RB		Horizontal		Vertical	
		Size	Offset	ERP(dBm)	ERP(W)	ERP(dBm)	ERP(W)
Lowest	QPSK	1	0	10.35	0.0108	17.12	0.0515
Middle		1	0	10.92	0.0124	17.79	0.0601
Highest		1	0	10.42	0.0110	15.95	0.0394
Lowest	16QAM	1	0	8.96	0.0079	13.35	0.0216
Middle		1	0	7.87	0.0061	13.65	0.0232
Highest		1	0	8.86	0.0077	13.92	0.0247
Limit	ERP < 3W			Result		PASS	

LTE Band 12 / 10MHz							
Channel	Modulation	RB		Horizontal		Vertical	
		Size	Offset	ERP(dBm)	ERP(W)	ERP(dBm)	ERP(W)
Lowest	QPSK	1	0	10.40	0.0110	17.69	0.0587
Middle		1	0	11.21	0.0132	17.68	0.0586
Highest		1	0	10.70	0.0117	16.56	0.0453
Lowest	16QAM	1	0	8.86	0.0077	14.27	0.0267
Middle		1	0	8.38	0.0069	14.21	0.0264
Highest		1	0	9.06	0.0081	14.58	0.0287
Limit	ERP < 3W			Result		PASS	



LTE Band 17 / 5MHz							
Channel	Modulation	RB		Horizontal		Vertical	
		Size	Offset	ERP(dBm)	ERP(W)	ERP(dBm)	ERP(W)
Lowest	QPSK	1	0	10.80	0.0120	15.10	0.0324
Middle		1	0	10.15	0.0104	16.01	0.0399
Highest		1	0	9.98	0.0100	15.94	0.0393
Lowest	16QAM	1	0	8.35	0.0068	13.96	0.0249
Middle		1	0	8.02	0.0063	14.58	0.0287
Highest		1	0	7.69	0.0059	13.91	0.0246
Limit	ERP < 3W			Result		PASS	

LTE Band 17 / 10MHz							
Channel	Modulation	RB		Horizontal		Vertical	
		Size	Offset	ERP(dBm)	ERP(W)	ERP(dBm)	ERP(W)
Lowest	QPSK	1	0	11.34	0.0136	15.03	0.0318
Middle		1	0	11.14	0.0130	16.43	0.0440
Highest		1	0	10.95	0.0124	16.67	0.0465
Lowest	16QAM	1	0	8.64	0.0073	14.32	0.0270
Middle		1	0	9.15	0.0082	14.70	0.0295
Highest		1	0	8.14	0.0065	13.98	0.0250
Limit	ERP < 3W			Result		PASS	



Radiated Spurious Emission

LTE Band 2 / 1.4MHz / QPSK / RB Size 1 Offset 0									
Channel	Frequency (MHz)	EIRP (dBm)	Limit (dBm)	Over Limit (dB)	SPA Reading (dBm)	S.G. Power (dBm)	TX Cable loss (dB)	TX Antenna Gain (dBi)	Polarization (H/V)
Lowest	3700	-42.65	-13	-29.65	-60.62	-49.22	1.67	8.24	H
	5550	-45.26	-13	-32.26	-67.39	-52.33	2.65	9.72	H
	7400	-38.93	-13	-25.93	-68.23	-48.07	2.46	11.60	H
	3700	-46.65	-13	-33.65	-64.75	-53.22	1.67	8.24	V
	5550	-45.30	-13	-32.30	-67.38	-52.37	2.65	9.72	V
	7400	-39.17	-13	-26.17	-67.68	-48.31	2.46	11.60	V
Middle	3756	-48.39	-13	-35.39	-65.88	-55.01	1.68	8.31	H
	5637	-44.37	-13	-31.37	-66.68	-51.42	2.70	9.75	H
	7517	-37.97	-13	-24.97	-67.87	-47.36	2.42	11.81	H
	3756	-48.74	-13	-35.74	-66.97	-55.36	1.68	8.31	V
	5637	-44.38	-13	-31.38	-67.19	-51.43	2.70	9.75	V
	7517	-38.83	-13	-25.83	-67.81	-48.22	2.42	11.81	V
Highest	3819	-49.70	-13	-36.70	-67.59	-54.23	1.70	8.38	H
	5725	-43.72	-13	-30.72	-67.19	-48.61	2.75	9.79	H
	7634	-38.99	-13	-25.99	-67.1	-46.33	2.39	11.88	H
	3819	-48.69	-13	-35.69	-67.37	-53.22	1.70	8.38	V
	5725	-44.42	-13	-31.42	-67.55	-49.31	2.75	9.79	V
	7634	-39.78	-13	-26.78	-67.88	-47.12	2.39	11.88	V

Remark: Spurious emissions within 30-1000MHz were found more than 20dB below limit line.



LTE Band 2 / 3MHz / QPSK / RB Size 1 Offset 0									
Channel	Frequency (MHz)	EIRP (dBm)	Limit (dBm)	Over Limit (dB)	SPA Reading (dBm)	S.G. Power (dBm)	TX Cable loss (dB)	TX Antenna Gain (dBi)	Polarization (H/V)
Lowest	3700	-46.64	-13	-33.64	-64.15	-53.21	1.67	8.24	H
	5550	-45.16	-13	-32.16	-67.43	-52.23	2.65	9.72	H
	7400	-39.17	-13	-26.17	-68.1	-48.31	2.46	11.60	H
	3700	-45.79	-13	-32.79	-64.46	-52.36	1.67	8.24	V
	5550	-45.41	-13	-32.41	-67.42	-52.48	2.65	9.72	V
	7400	-38.87	-13	-25.87	-67.51	-48.01	2.46	11.60	V
Middle	3756	-48.22	-13	-35.22	-65.84	-54.84	1.68	8.31	H
	5635	-43.34	-13	-30.34	-66.53	-50.39	2.70	9.75	H
	7514	-38.91	-13	-25.91	-68.14	-48.29	2.42	11.81	H
	3756	-48.59	-13	-35.59	-67.24	-55.21	1.68	8.31	V
	5635	-44.96	-13	-31.96	-67.14	-52.01	2.70	9.75	V
	7514	-37.95	-13	-24.95	-67.37	-47.33	2.42	11.81	V
Highest	3814	-49.39	-13	-36.39	-66.86	-53.91	1.70	8.38	H
	5721	-43.44	-13	-30.44	-67.39	-48.33	2.75	9.79	H
	7628	-39.38	-13	-26.38	-67.75	-46.72	2.39	11.88	H
	3814	-48.87	-13	-35.87	-67.58	-53.39	1.70	8.38	V
	5721	-44.32	-13	-31.32	-67.44	-49.21	2.75	9.79	V
	7628	-38.33	-13	-25.33	-66.7	-45.67	2.39	11.88	V

Remark: Spurious emissions within 30-1000MHz were found more than 20dB below limit line.



LTE Band 2 / 5MHz / QPSK / RB Size 1 Offset 0									
Channel	Frequency (MHz)	EIRP (dBm)	Limit (dBm)	Over Limit (dB)	SPA Reading (dBm)	S.G. Power (dBm)	TX Cable loss (dB)	TX Antenna Gain (dBi)	Polarization (H/V)
Lowest	3700	-46.72	-13	-33.72	-64.13	-53.29	1.67	8.24	H
	5550	-44.20	-13	-31.20	-66.84	-51.27	2.65	9.72	H
	7400	-38.89	-13	-25.89	-67.98	-48.03	2.46	11.60	H
	3700	-46.31	-13	-33.31	-64.53	-52.88	1.67	8.24	V
	5550	-45.24	-13	-32.24	-67.28	-52.31	2.65	9.72	V
	7400	-38.98	-13	-25.98	-67.48	-48.12	2.46	11.60	V
Middle	3756	-48.99	-13	-35.99	-66.72	-55.61	1.68	8.31	H
	5632	-44.17	-13	-31.17	-66.59	-51.22	2.70	9.75	H
	7510	-38.25	-13	-25.25	-67.67	-47.63	2.43	11.81	H
	3756	-49.10	-13	-36.10	-67.53	-55.72	1.68	8.31	V
	5632	-45.34	-13	-32.34	-67.47	-52.39	2.70	9.75	V
	7510	-38.95	-13	-25.95	-67.9	-48.33	2.43	11.81	V
Highest	3812	-50.09	-13	-37.09	-67.74	-54.61	1.70	8.37	H
	5715	-43.78	-13	-30.78	-67.33	-48.67	2.75	9.79	H
	7620	-38.88	-13	-25.88	-67.97	-46.21	2.39	11.87	H
	3812	-48.77	-13	-35.77	-67.44	-53.29	1.70	8.37	V
	5715	-44.42	-13	-31.42	-67.61	-49.31	2.75	9.79	V
	7620	-39.95	-13	-26.95	-68.01	-47.28	2.39	11.87	V

Remark: Spurious emissions within 30-1000MHz were found more than 20dB below limit line.



LTE Band 2 / 10MHz / QPSK / RB Size 1 Offset 0									
Channel	Frequency (MHz)	EIRP (dBm)	Limit (dBm)	Over Limit (dB)	SPA Reading (dBm)	S.G. Power (dBm)	TX Cable loss (dB)	TX Antenna Gain (dBi)	Polarization (H/V)
Lowest	3700	-46.70	-13	-33.70	-63.69	-53.27	1.67	8.24	H
	5550	-45.12	-13	-32.12	-67.26	-52.19	2.65	9.72	H
	7400	-38.89	-13	-25.89	-67.98	-48.03	2.46	11.60	H
	3700	-46.56	-13	-33.56	-64.88	-53.13	1.67	8.24	V
	5550	-44.22	-13	-31.22	-66.25	-51.29	2.65	9.72	V
	7400	-39.25	-13	-26.25	-67.97	-48.39	2.46	11.60	V
Middle	3749	-48.58	-13	-35.58	-66.05	-55.2	1.68	8.30	H
	5625	-44.81	-13	-31.81	-67.23	-51.86	2.70	9.75	H
	7500	-37.92	-13	-24.92	-67.65	-47.29	2.43	11.80	H
	3749	-47.60	-13	-34.60	-65.92	-54.22	1.68	8.30	V
	5625	-43.24	-13	-30.24	-65.82	-50.29	2.70	9.75	V
	7500	-39.04	-13	-26.04	-68.5	-48.41	2.43	11.80	V
Highest	3800	-48.97	-13	-35.97	-66.86	-53.48	1.70	8.36	H
	5700	-43.50	-13	-30.50	-66.95	-48.39	2.74	9.78	H
	7600	-39.90	-13	-26.90	-68.53	-47.21	2.40	11.86	H
	3800	-48.78	-13	-35.78	-67.37	-53.29	1.70	8.36	V
	5700	-31.23	-13	-18.23	-67.29	-36.12	2.74	9.78	V
	7600	-26.97	-13	-13.97	-68.1	-34.28	2.40	11.86	V

Remark: Spurious emissions within 30-1000MHz were found more than 20dB below limit line.



LTE Band 2 / 15MHz / QPSK / RB Size 1 Offset 0									
Channel	Frequency (MHz)	EIRP (dBm)	Limit (dBm)	Over Limit (dB)	SPA Reading (dBm)	S.G. Power (dBm)	TX Cable loss (dB)	TX Antenna Gain (dBi)	Polarization (H/V)
Lowest	3700	-46.53	-13	-33.53	-63.75	-53.1	1.67	8.24	H
	5550	-45.59	-13	-32.59	-67.6	-52.66	2.65	9.72	H
	7400	-39.14	-13	-26.14	-68.13	-48.28	2.46	11.60	H
	3700	-45.70	-13	-32.70	-64.31	-52.27	1.67	8.24	V
	5550	-45.85	-13	-32.85	-67.69	-52.92	2.65	9.72	V
	7400	-39.06	-13	-26.06	-67.69	-48.2	2.46	11.60	V
Middle	3742	-49.71	-13	-36.71	-67.11	-56.32	1.68	8.29	H
	5617	-43.23	-13	-30.23	-65.73	-50.28	2.69	9.75	H
	7490	-38.26	-13	-25.26	-67.7	-47.61	2.43	11.78	H
	3742	-48.45	-13	-35.45	-66.91	-55.06	1.68	8.29	V
	5617	-44.63	-13	-31.63	-67.05	-51.68	2.69	9.75	V
	7490	-38.87	-13	-25.87	-67.95	-48.22	2.43	11.78	V
Highest	3791	-49.00	-13	-36.00	-66.49	-53.5	1.70	8.35	H
	5685	-43.72	-13	-30.72	-67.31	-48.61	2.73	9.77	H
	7580	-39.00	-13	-26.00	-67.84	-46.29	2.40	11.85	H
	3791	-48.78	-13	-35.78	-67.5	-53.28	1.70	8.35	V
	5685	-44.72	-13	-31.72	-67.93	-49.61	2.73	9.77	V
	7580	-39.40	-13	-26.40	-67.9	-46.69	2.40	11.85	V

Remark: Spurious emissions within 30-1000MHz were found more than 20dB below limit line.



LTE Band 2 / 20MHz / QPSK / RB Size 1 Offset 0									
Channel	Frequency (MHz)	EIRP (dBm)	Limit (dBm)	Over Limit (dB)	SPA Reading (dBm)	S.G. Power (dBm)	TX Cable loss (dB)	TX Antenna Gain (dBi)	Polarization (H/V)
Lowest	3700	-47.44	-13	-34.44	-64.83	-54.01	1.67	8.24	H
	5550	-45.47	-13	-32.47	-67.48	-52.54	2.65	9.72	H
	7400	-38.08	-13	-25.08	-66.96	-47.22	2.46	11.60	H
	3700	-46.74	-13	-33.74	-65.39	-53.31	1.67	8.24	V
	5550	-46.06	-13	-33.06	-68	-53.13	2.65	9.72	V
	7400	-39.07	-13	-26.07	-67.98	-48.21	2.46	11.60	V
Middle	3740	-48.60	-13	-35.60	-66.29	-55.21	1.68	8.29	H
	5610	-44.56	-13	-31.56	-67.11	-51.62	2.69	9.74	H
	7480	-38.99	-13	-25.99	-68.22	-48.31	2.44	11.76	H
	3740	-48.60	-13	-35.60	-67.05	-55.21	1.68	8.29	V
	5610	-45.33	-13	-32.33	-67.71	-52.39	2.69	9.74	V
	7480	-38.69	-13	-25.69	-67.86	-48.01	2.44	11.76	V
Highest	3777	-49.80	-13	-36.80	-67.67	-54.29	1.69	8.33	H
	5670	-44.33	-13	-31.33	-67.34	-49.23	2.72	9.77	H
	7560	-39.33	-13	-26.33	-68.49	-46.61	2.41	11.84	H
	3777	-48.90	-13	-35.90	-67.12	-53.39	1.69	8.33	V
	5670	-44.81	-13	-31.81	-67.52	-49.71	2.72	9.77	V
	7560	-39.41	-13	-26.41	-68.11	-46.69	2.41	11.84	V

Remark: Spurious emissions within 30-1000MHz were found more than 20dB below limit line.



LTE Band 4 / 1.4MHz / QPSK / RB Size 1 Offset 0									
Channel	Frequency (MHz)	EIRP (dBm)	Limit (dBm)	Over Limit (dB)	SPA Reading (dBm)	S.G. Power (dBm)	TX Cable loss (dB)	TX Antenna Gain (dBi)	Polarization (H/V)
Lowest	3420	-46.33	-13	-33.33	-63.11	-52.4	1.58	7.65	H
	5128	-41.51	-13	-28.51	-62.85	-48.8	2.41	9.70	H
	6840	-38.03	-13	-25.03	-66.29	-46	2.64	10.61	H
	3420	-47.03	-13	-34.03	-65.03	-53.1	1.58	7.65	V
	5130	-46.51	-13	-33.51	-67.52	-53.8	2.41	9.70	V
	6840	-39.23	-13	-26.23	-66.87	-47.2	2.64	10.61	V
Middle	3464	-49.25	-13	-36.25	-66.14	-55.5	1.59	7.84	H
	5195	-44.95	-13	-31.95	-66.48	-52.2	2.45	9.70	H
	6927	-38.70	-13	-25.70	-67.47	-46.8	2.61	10.71	H
	3462	-49.26	-13	-36.26	-67.6	-55.5	1.59	7.83	V
	5195	-45.65	-13	-32.65	-66.97	-52.9	2.45	9.70	V
	6927	-39.50	-13	-26.50	-67.52	-47.6	2.61	10.71	V
Highest	3507	-47.40	-13	-34.40	-64.22	-53.8	1.61	8.01	H
	5261	-45.99	-13	-32.99	-67.67	-53.2	2.49	9.70	H
	7014	-38.36	-13	-25.36	-67.55	-46.6	2.59	10.83	H
	3507	-46.80	-13	-33.80	-65.1	-53.2	1.61	8.01	V
	5261	-45.49	-13	-32.49	-67.39	-52.7	2.49	9.70	V
	7014	-38.86	-13	-25.86	-67.1	-47.1	2.59	10.83	V

Remark: Spurious emissions within 30-1000MHz were found more than 20dB below limit line.



LTE Band 4 / 3MHz / QPSK / RB Size 1 Offset 0									
Channel	Frequency (MHz)	EIRP (dBm)	Limit (dBm)	Over Limit (dB)	SPA Reading (dBm)	S.G. Power (dBm)	TX Cable loss (dB)	TX Antenna Gain (dBi)	Polarization (H/V)
Lowest	3420	-47.63	-13	-34.63	-64.28	-53.7	1.58	7.65	H
	5130	-43.91	-13	-30.91	-65.06	-51.2	2.41	9.70	H
	6840	-38.23	-13	-25.23	-66.29	-46.2	2.64	10.61	H
	3420	-48.13	-13	-35.13	-66.09	-54.2	1.58	7.65	V
	5130	-44.21	-13	-31.21	-65.33	-51.5	2.41	9.70	V
	6840	-39.13	-13	-26.13	-66.82	-47.1	2.64	10.61	V
Middle	3462	-48.46	-13	-35.46	-65.23	-54.7	1.59	7.83	H
	5193	-44.75	-13	-31.75	-66.55	-52	2.45	9.70	H
	6924	-39.11	-13	-26.11	-67.6	-47.2	2.62	10.71	H
	3462	-48.26	-13	-35.26	-66.14	-54.5	1.59	7.83	V
	5191	-43.15	-13	-30.15	-64.57	-50.4	2.45	9.70	V
	6924	-39.81	-13	-26.81	-67.34	-47.9	2.62	10.71	V
Highest	3504	-47.80	-13	-34.80	-64.54	-54.2	1.61	8.00	H
	5256	-46.58	-13	-33.58	-68.08	-53.8	2.48	9.70	H
	7008	-38.07	-13	-25.07	-66.77	-46.3	2.59	10.82	H
	3504	-47.10	-13	-34.10	-65.26	-53.5	1.61	8.00	V
	5256	-45.58	-13	-32.58	-67.1	-52.8	2.48	9.70	V
	7008	-39.57	-13	-26.57	-67.5	-47.8	2.59	10.82	V

Remark: Spurious emissions within 30-1000MHz were found more than 20dB below limit line.



LTE Band 4 / 5MHz / QPSK / RB Size 1 Offset 0									
Channel	Frequency (MHz)	EIRP (dBm)	Limit (dBm)	Over Limit (dB)	SPA Reading (dBm)	S.G. Power (dBm)	TX Cable loss (dB)	TX Antenna Gain (dBi)	Polarization (H/V)
Lowest	3420	-46.63	-13	-33.63	-63.64	-52.7	1.58	7.65	H
	5128	-45.21	-13	-32.21	-65.83	-52.5	2.41	9.70	H
	6840	-38.33	-13	-25.33	-66.48	-46.3	2.64	10.61	H
	3420	-48.03	-13	-35.03	-66.06	-54.1	1.58	7.65	V
	5128	-46.01	-13	-33.01	-67	-53.3	2.41	9.70	V
	6840	-39.43	-13	-26.43	-66.8	-47.4	2.64	10.61	V
Middle	3462	-48.66	-13	-35.66	-65.42	-54.9	1.59	7.83	H
	5190	-45.95	-13	-32.95	-66.63	-53.2	2.45	9.70	H
	6920	-38.81	-13	-25.81	-66.99	-46.9	2.62	10.70	H
	3462	-48.56	-13	-35.56	-66.63	-54.8	1.59	7.83	V
	5190	-44.95	-13	-31.95	-65.98	-52.2	2.45	9.70	V
	6920	-39.61	-13	-26.61	-67.03	-47.7	2.62	10.70	V
Highest	3497	-47.22	-13	-34.22	-64.09	-53.6	1.60	7.99	H
	5250	-46.78	-13	-33.78	-67.08	-54	2.48	9.70	H
	7000	-37.89	-13	-24.89	-66.95	-46.1	2.59	10.80	H
	3500	-48.40	-13	-35.40	-66.17	-54.8	1.60	8.00	V
	5247	-45.88	-13	-32.88	-66.87	-53.1	2.48	9.70	V
	7000	-38.99	-13	-25.99	-66.62	-47.2	2.59	10.80	V

Remark: Spurious emissions within 30-1000MHz were found more than 20dB below limit line.



LTE Band 4 / 10MHz / QPSK / RB Size 1 Offset 0									
Channel	Frequency (MHz)	EIRP (dBm)	Limit (dBm)	Over Limit (dB)	SPA Reading (dBm)	S.G. Power (dBm)	TX Cable loss (dB)	TX Antenna Gain (dBi)	Polarization (H/V)
Lowest	3420	-47.63	-13	-34.63	-64.28	-53.7	1.58	7.65	H
	5128	-42.81	-13	-29.81	-63.41	-50.1	2.41	9.70	H
	6840	-39.23	-13	-26.23	-67.22	-47.2	2.64	10.61	H
	3420	-47.83	-13	-34.83	-65.65	-53.9	1.58	7.65	V
	5130	-45.61	-13	-32.61	-66.51	-52.9	2.41	9.70	V
	6840	-39.33	-13	-26.33	-66.72	-47.3	2.64	10.61	V
Middle	3455	-47.09	-13	-34.09	-63.57	-53.3	1.59	7.80	H
	5184	-41.34	-13	-28.34	-62.02	-48.6	2.44	9.70	H
	6910	-39.03	-13	-26.03	-67.5	-47.1	2.62	10.69	H
	3455	-47.29	-13	-34.29	-65.24	-53.5	1.59	7.80	V
	5184	-34.94	-13	-21.94	-56.02	-42.2	2.44	9.70	V
	6910	-39.73	-13	-26.73	-67.04	-47.8	2.62	10.69	V
Highest	3490	-47.75	-13	-34.75	-64.15	-54.1	1.60	7.96	H
	5235	-45.47	-13	-32.47	-66.58	-52.7	2.47	9.70	H
	6980	-37.72	-13	-24.72	-66.55	-45.9	2.60	10.78	H
	3490	-48.25	-13	-35.25	-66.2	-54.6	1.60	7.96	V
	5235	-45.27	-13	-32.27	-66.51	-52.5	2.47	9.70	V
	6980	-38.92	-13	-25.92	-66.4	-47.1	2.60	10.78	V

Remark: Spurious emissions within 30-1000MHz were found more than 20dB below limit line.



LTE Band 4 / 15MHz / QPSK / RB Size 1 Offset 0									
Channel	Frequency (MHz)	EIRP (dBm)	Limit (dBm)	Over Limit (dB)	SPA Reading (dBm)	S.G. Power (dBm)	TX Cable loss (dB)	TX Antenna Gain (dBi)	Polarization (H/V)
Lowest	3420	-46.43	-13	-33.43	-62.78	-52.5	1.58	7.65	H
	5130	-43.21	-13	-30.21	-64.04	-50.5	2.41	9.70	H
	6840	-39.03	-13	-26.03	-66.86	-47	2.64	10.61	H
	3420	-48.03	-13	-35.03	-65.8	-54.1	1.58	7.65	V
	5130	-39.81	-13	-26.81	-60.73	-47.1	2.41	9.70	V
	6840	-38.53	-13	-25.53	-66.26	-46.5	2.64	10.61	V
Middle	3448	-45.92	-13	-32.92	-62.48	-52.1	1.59	7.77	H
	5175	-44.04	-13	-31.04	-65.35	-51.3	2.44	9.70	H
	6900	-39.14	-13	-26.14	-67.49	-47.2	2.62	10.68	H
	3450	-48.31	-13	-35.31	-65.4	-54.5	1.59	7.78	V
	5177	-42.84	-13	-29.84	-63.67	-50.1	2.44	9.70	V
	6900	-39.54	-13	-26.54	-67.11	-47.6	2.62	10.68	V
Highest	3483	-47.37	-13	-34.37	-63.86	-53.7	1.60	7.93	H
	5220	-44.36	-13	-31.36	-65.51	-51.6	2.46	9.70	H
	6960	-37.65	-13	-24.65	-66.63	-45.8	2.60	10.75	H
	3480	-46.19	-13	-33.19	-64.24	-52.5	1.60	7.91	V
	5219	-42.36	-13	-29.36	-63.85	-49.6	2.46	9.70	V
	6960	-39.35	-13	-26.35	-67.17	-47.5	2.60	10.75	V

Remark: Spurious emissions within 30-1000MHz were found more than 20dB below limit line.



LTE Band 4 / 20MHz / QPSK / RB Size 1 Offset 0									
Channel	Frequency (MHz)	EIRP (dBm)	Limit (dBm)	Over Limit (dB)	SPA Reading (dBm)	S.G. Power (dBm)	TX Cable loss (dB)	TX Antenna Gain (dBi)	Polarization (H/V)
Lowest	3420	-47.36	-13	-34.36	-63.14	-53.43	1.58	7.65	H
	5135	-42.83	-13	-29.83	-63.09	-50.12	2.41	9.70	H
	6843	-39.48	-13	-26.48	-66.98	-47.45	2.64	10.61	H
	3420	-48.14	-13	-35.14	-65.27	-54.21	1.58	7.65	V
	5135	-46.27	-13	-33.27	-66.61	-53.56	2.41	9.70	V
	6843	-39.61	-13	-26.61	-67.07	-47.58	2.64	10.61	V
Middle	3448	-47.64	-13	-34.64	-63.48	-53.82	1.59	7.77	H
	5170	-44.42	-13	-31.42	-64.82	-51.69	2.43	9.70	H
	6892	-39.60	-13	-26.60	-67.19	-47.65	2.63	10.67	H
	3448	-48.98	-13	-35.98	-66.21	-55.16	1.59	7.77	V
	5170	-47.47	-13	-34.47	-67.93	-54.74	2.43	9.70	V
	6892	-40.04	-13	-27.04	-66.79	-48.09	2.63	10.67	V
Highest	3469	-48.87	-13	-35.87	-64.94	-55.14	1.59	7.86	H
	5205	-44.74	-13	-31.74	-65.18	-51.98	2.46	9.70	H
	6941	-39.24	-13	-26.24	-67.02	-47.36	2.61	10.73	H
	3469	-50.03	-13	-37.03	-67.34	-56.3	1.59	7.86	V
	5205	-46.89	-13	-33.89	-67.33	-54.13	2.46	9.70	V
	6941	-39.44	-13	-26.44	-66.4	-47.56	2.61	10.73	V

Remark: Spurious emissions within 30-1000MHz were found more than 20dB below limit line.



LTE Band 5 / 1.4MHz / QPSK / RB Size 1 Offset 0									
Channel	Frequency (MHz)	EIRP (dBm)	Limit (dBm)	Over Limit (dB)	SPA Reading (dBm)	S.G. Power (dBm)	TX Cable loss (dB)	TX Antenna Gain (dBi)	Polarization (H/V)
Lowest	1648	-53.76	-13	-40.76	-64.48	-55.52	0.98	4.89	H
	2472	-50.60	-13	-37.60	-65.8	-52.48	1.28	5.32	H
	3296	-44.21	-13	-31.21	-59.98	-47.62	1.54	7.10	H
	1648	-51.45	-13	-38.45	-64.39	-53.21	0.98	4.89	V
	2472	-50.90	-13	-37.90	-66.36	-52.78	1.28	5.32	V
	3296	-45.28	-13	-32.28	-62.42	-48.69	1.54	7.10	V
Middle	1672	-53.95	-13	-40.95	-64.48	-55.63	0.99	4.82	H
	2504	-46.55	-13	-33.55	-62.01	-48.51	1.29	5.40	H
	3344	-43.93	-13	-30.93	-60.33	-47.54	1.56	7.31	H
	1672	-51.32	-13	-38.32	-64.9	-53	0.99	4.82	V
	2504	-48.91	-13	-35.91	-64.64	-50.87	1.29	5.40	V
	3344	-39.17	-13	-26.17	-56.87	-42.78	1.56	7.31	V
Highest	1696	-52.92	-13	-39.92	-63.75	-54.52	1.00	4.75	H
	2544	-45.98	-13	-32.98	-61.49	-47.96	1.30	5.44	H
	3392	-46.89	-13	-33.89	-63.35	-50.69	1.57	7.52	H
	1696	-51.19	-13	-38.19	-64.52	-52.79	1.00	4.75	V
	2544	-50.44	-13	-37.44	-66.08	-52.42	1.30	5.44	V
	3392	-43.51	-13	-30.51	-61.29	-47.31	1.57	7.52	V

Remark: Spurious emissions within 30-1000MHz were found more than 20dB below limit line.



LTE Band 5 / 3MHz / QPSK / RB Size 1 Offset 0									
Channel	Frequency (MHz)	ERP (dBm)	Limit (dBm)	Over Limit (dB)	SPA Reading (dBm)	S.G. Power (dBm)	TX Cable loss (dB)	TX Antenna Gain (dBi)	Polarization (H/V)
Lowest	1648	-52.90	-13	-39.90	-63.86	-54.66	0.98	4.89	H
	2472	-48.49	-13	-35.49	-63.69	-50.37	1.28	5.32	H
	3296	-42.48	-13	-29.48	-58.37	-45.89	1.54	7.10	H
	1648	-50.55	-13	-37.55	-63.49	-52.31	0.98	4.89	V
	2472	-48.81	-13	-35.81	-64.75	-50.69	1.28	5.32	V
	3296	-49.48	-13	-36.48	-57.28	-52.89	1.54	7.10	V
Middle	1672	-53.93	-13	-40.93	-64.84	-55.61	0.99	4.82	H
	2504	-49.61	-13	-36.61	-64.86	-51.57	1.29	5.40	H
	3336	-44.63	-13	-31.63	-60.79	-48.21	1.55	7.28	H
	1672	-51.89	-13	-38.89	-64.98	-53.57	0.99	4.82	V
	2504	-48.76	-13	-35.76	-64.38	-50.72	1.29	5.40	V
	3336	-40.21	-13	-27.21	-58.09	-43.79	1.55	7.28	V
Highest	1688	-53.90	-13	-40.90	-64.95	-55.53	1.00	4.77	H
	2536	-50.21	-13	-37.21	-65.63	-52.19	1.30	5.43	H
	3384	-47.86	-13	-34.86	-63.95	-51.63	1.57	7.49	H
	1688	-51.73	-13	-38.73	-65.02	-53.36	1.00	4.77	V
	2536	-49.91	-13	-36.91	-65.32	-51.89	1.30	5.43	V
	3384	-45.02	-13	-32.02	-62.78	-48.79	1.57	7.49	V

Remark: Spurious emissions within 30-1000MHz were found more than 20dB below limit line.



LTE Band 5 / 5MHz / QPSK / RB Size 1 Offset 0									
Channel	Frequency (MHz)	ERP (dBm)	Limit (dBm)	Over Limit (dB)	SPA Reading (dBm)	S.G. Power (dBm)	TX Cable loss (dB)	TX Antenna Gain (dBi)	Polarization (H/V)
Lowest	1648	-52.81	-13	-39.81	-63.68	-54.57	0.98	4.89	H
	2472	-49.54	-13	-36.54	-64.47	-51.42	1.28	5.32	H
	3296	-42.47	-13	-29.47	-58.07	-45.88	1.54	7.10	H
	1648	-51.15	-13	-38.15	-64.27	-52.91	0.98	4.89	V
	2472	-47.65	-13	-34.65	-63.56	-49.53	1.28	5.32	V
	3296	-40.71	-13	-27.71	-58.36	-44.12	1.54	7.10	V
Middle	1672	-53.64	-13	-40.64	-64.44	-55.32	0.99	4.82	H
	2504	-49.01	-13	-36.01	-64.42	-50.97	1.29	5.40	H
	3336	-43.29	-13	-30.29	-59.44	-46.87	1.55	7.28	H
	1672	-51.21	-13	-38.21	-64.49	-52.89	0.99	4.82	V
	2504	-49.35	-13	-36.35	-65.12	-51.31	1.29	5.40	V
	3336	-41.27	-13	-28.27	-58.63	-44.85	1.55	7.28	V
Highest	1688	-53.88	-13	-40.88	-64.89	-55.51	1.00	4.77	H
	2536	-50.36	-13	-37.36	-65.74	-52.34	1.30	5.43	H
	3376	-48.05	-13	-35.05	-64.37	-51.79	1.57	7.45	H
	1688	-50.14	-13	-37.14	-63.04	-51.77	1.00	4.77	V
	2536	-49.61	-13	-36.61	-65.47	-51.59	1.30	5.43	V
	3376	-45.15	-13	-32.15	-62.68	-48.89	1.57	7.45	V

Remark: Spurious emissions within 30-1000MHz were found more than 20dB below limit line.



LTE Band 5 / 10MHz / QPSK / RB Size 1 Offset 0									
Channel	Frequency (MHz)	ERP (dBm)	Limit (dBm)	Over Limit (dB)	SPA Reading (dBm)	S.G. Power (dBm)	TX Cable loss (dB)	TX Antenna Gain (dBi)	Polarization (H/V)
Lowest	1648	-53.86	-13	-40.86	-64.3	-55.62	0.98	4.89	H
	2472	-49.01	-13	-36.01	-64.37	-50.89	1.28	5.32	H
	3296	-42.76	-13	-29.76	-58.6	-46.17	1.54	7.10	H
	1648	-50.70	-13	-37.70	-63.94	-52.46	0.98	4.89	V
	2472	-48.64	-13	-35.64	-64.31	-50.52	1.28	5.32	V
	3296	-39.27	-13	-26.27	-56.71	-42.68	1.54	7.10	V
Middle	1664	-52.96	-13	-39.96	-64.01	-54.67	0.98	4.84	H
	2496	-49.93	-13	-36.93	-65	-51.88	1.29	5.39	H
	3328	-46.22	-13	-33.22	-62.2	-49.76	1.55	7.24	H
	1664	-50.58	-13	-37.58	-63.67	-52.29	0.98	4.84	V
	2496	-49.50	-13	-36.50	-64.93	-51.45	1.29	5.39	V
	3328	-42.82	-13	-29.82	-60.46	-46.36	1.55	7.24	V
Highest	1680	-53.01	-13	-40.01	-64.08	-54.66	0.99	4.80	H
	2520	-48.62	-13	-35.62	-63.86	-50.59	1.30	5.42	H
	3360	-44.92	-13	-31.92	-61.22	-48.59	1.56	7.38	H
	1680	-49.82	-13	-36.82	-62.85	-51.47	0.99	4.80	V
	2520	-49.48	-13	-36.48	-65.08	-51.45	1.30	5.42	V
	3360	-41.22	-13	-28.22	-58.84	-44.89	1.56	7.38	V

Remark: Spurious emissions within 30-1000MHz were found more than 20dB below limit line.



LTE Band 7 / 5MHz / QPSK / RB Size 1 Offset 0									
Channel	Frequency (MHz)	ERP (dBm)	Limit (dBm)	Over Limit (dB)	SPA Reading (dBm)	S.G. Power (dBm)	TX Cable loss (dB)	TX Antenna Gain (dBi)	Polarization (H/V)
Lowest	4998	-46.14	-25	-21.14	-66.69	-53.5	2.34	9.70	H
	7500	-38.23	-25	-13.23	-68.18	-47.6	2.43	11.80	H
	10002	-36.10	-25	-11.10	-67.6	-45.6	2.70	12.20	H
	4998	-46.14	-25	-21.14	-66.97	-53.5	2.34	9.70	V
	7500	-37.73	-25	-12.73	-67.5	-47.1	2.43	11.80	V
	10002	-36.60	-25	-11.60	-67.06	-46.1	2.70	12.20	V
Middle	5064	-46.17	-25	-21.17	-67.33	-53.5	2.37	9.70	H
	7598	-38.34	-25	-13.34	-67.56	-47.8	2.40	11.86	H
	10130	-35.94	-25	-10.94	-67.76	-45.5	2.70	12.25	H
	5064	-46.37	-25	-21.37	-67.3	-53.7	2.37	9.70	V
	7598	-39.14	-25	-14.14	-68.24	-48.6	2.40	11.86	V
	10130	-37.54	-25	-12.54	-68.31	-47.1	2.70	12.25	V
Highest	5130	-46.01	-25	-21.01	-67.17	-53.3	2.41	9.70	H
	7695	-38.65	-25	-13.65	-67.16	-48.2	2.37	11.92	H
	10260	-34.89	-25	-9.89	-66.59	-44.5	2.69	12.30	H
	5130	-46.21	-25	-21.21	-67.24	-53.5	2.41	9.70	V
	7695	-39.05	-25	-14.05	-67.47	-48.6	2.37	11.92	V
	10260	-36.99	-25	-11.99	-67.55	-46.6	2.69	12.30	V

Remark: Spurious emissions within 30-1000MHz were found more than 20dB below limit line.



LTE Band 7 / 10MHz / QPSK / RB Size 1 Offset 0									
Channel	Frequency (MHz)	EIRP (dBm)	Limit (dBm)	Over Limit (dB)	SPA Reading (dBm)	S.G. Power (dBm)	TX Cable loss (dB)	TX Antenna Gain (dBi)	Polarization (H/V)
Lowest	5000	-46.86	-25	-21.86	-66.95	-54.22	2.34	9.70	H
	7500	-38.80	-25	-13.80	-68.19	-48.17	2.43	11.80	H
	10000	-36.83	-25	-11.83	-67.24	-46.33	2.70	12.20	H
	5000	-47.03	-25	-22.03	-66.88	-54.39	2.34	9.70	V
	7500	-38.65	-25	-13.65	-67.87	-48.02	2.43	11.80	V
	10000	-37.72	-25	-12.72	-67.42	-47.22	2.70	12.20	V
Middle	5060	-46.89	-25	-21.89	-67.41	-54.22	2.37	9.70	H
	7590	-39.67	-25	-14.67	-68.36	-49.12	2.40	11.85	H
	10120	-36.78	-25	-11.78	-67.95	-46.33	2.70	12.25	H
	5060	-46.06	-25	-21.06	-66.36	-53.39	2.37	9.70	V
	7590	-39.10	-25	-14.10	-67.98	-48.55	2.40	11.85	V
	10120	-37.92	-25	-12.92	-68.16	-47.47	2.70	12.25	V
Highest	5120	-46.93	-25	-21.93	-67.28	-54.22	2.41	9.70	H
	7680	-38.47	-25	-13.47	-66.65	-48.01	2.37	11.91	H
	10240	-36.73	-25	-11.73	-67.53	-46.33	2.69	12.30	H
	5120	-47.26	-25	-22.26	-67.97	-54.55	2.41	9.70	V
	7680	-40.09	-25	-15.09	-67.56	-49.63	2.37	11.91	V
	10240	-37.88	-25	-12.88	-68.29	-47.48	2.69	12.30	V

Remark: Spurious emissions within 30-1000MHz were found more than 20dB below limit line.



LTE Band 7 / 15MHz / QPSK / RB Size 1 Offset 0									
Channel	Frequency (MHz)	EIRP (dBm)	Limit (dBm)	Over Limit (dB)	SPA Reading (dBm)	S.G. Power (dBm)	TX Cable loss (dB)	TX Antenna Gain (dBi)	Polarization (H/V)
Lowest	4998	-46.94	-25	-21.94	-67.41	-54.3	2.34	9.70	H
	7500	-37.53	-25	-12.53	-67.89	-46.9	2.43	11.80	H
	10002	-36.00	-25	-11.00	-67.27	-45.5	2.70	12.20	H
	4998	-46.74	-25	-21.74	-67.35	-54.1	2.34	9.70	V
	7500	-37.73	-25	-12.73	-67.35	-47.1	2.43	11.80	V
	10002	-36.70	-25	-11.70	-67.02	-46.2	2.70	12.20	V
Middle	5052	-46.47	-25	-21.47	-67	-53.8	2.37	9.70	H
	7583	-37.35	-25	-12.35	-66.66	-46.8	2.40	11.85	H
	10110	-36.35	-25	-11.35	-67.66	-45.9	2.70	12.24	H
	5052	-45.87	-25	-20.87	-66.48	-53.2	2.37	9.70	V
	7583	-39.05	-25	-14.05	-68.02	-48.5	2.40	11.85	V
	10110	-37.05	-25	-12.05	-67.65	-46.6	2.70	12.24	V
Highest	5112	-46.20	-25	-21.20	-67.62	-53.5	2.40	9.70	H
	7665	-38.68	-25	-13.68	-67.55	-48.2	2.38	11.90	H
	10218	-35.91	-25	-10.91	-67.29	-45.5	2.69	12.29	H
	5112	-45.50	-25	-20.50	-66.71	-52.8	2.40	9.70	V
	7665	-38.28	-25	-13.28	-66.81	-47.8	2.38	11.90	V
	10218	-37.01	-25	-12.01	-67.7	-46.6	2.69	12.29	V

Remark: Spurious emissions within 30-1000MHz were found more than 20dB below limit line.



LTE Band 7 / 20MHz / QPSK / RB Size 1 Offset 0									
Channel	Frequency (MHz)	EIRP (dBm)	Limit (dBm)	Over Limit (dB)	SPA Reading (dBm)	S.G. Power (dBm)	TX Cable loss (dB)	TX Antenna Gain (dBi)	Polarization (H/V)
Lowest	4998	-46.44	-25	-21.44	-66.89	-53.8	2.34	9.70	H
	7500	-37.83	-25	-12.83	-67.86	-47.2	2.43	11.80	H
	10002	-35.70	-25	-10.70	-67.09	-45.2	2.70	12.20	H
	4998	-46.84	-25	-21.84	-67.17	-54.2	2.34	9.70	V
	7500	-38.13	-25	-13.13	-67.97	-47.5	2.43	11.80	V
	10002	-36.70	-25	-11.70	-66.98	-46.2	2.70	12.20	V
Middle	5052	-45.17	-25	-20.17	-65.95	-52.5	2.37	9.70	H
	7575	-38.86	-25	-13.86	-68.16	-48.3	2.41	11.85	H
	10100	-36.66	-25	-11.66	-67.96	-46.2	2.70	12.24	H
	5052	-46.17	-25	-21.17	-66.84	-53.5	2.37	9.70	V
	7575	-38.46	-25	-13.46	-67.88	-47.9	2.41	11.85	V
	10098	-37.66	-25	-12.66	-68.17	-47.2	2.70	12.24	V
Highest	5100	-46.79	-25	-21.79	-67.62	-54.1	2.39	9.70	H
	7650	-37.79	-25	-12.79	-66.59	-47.3	2.38	11.89	H
	10200	-36.12	-25	-11.12	-67.47	-45.7	2.70	12.28	H
	5100	-46.29	-25	-21.29	-67.45	-53.6	2.39	9.70	V
	7650	-38.29	-25	-13.29	-67.14	-47.8	2.38	11.89	V
	10200	-37.02	-25	-12.02	-67.58	-46.6	2.70	12.28	V

Remark: Spurious emissions within 30-1000MHz were found more than 20dB below limit line.



LTE Band 12 / 1.4MHz / QPSK / RB Size 1 Offset 0									
Channel	Frequency (MHz)	ERP (dBm)	Limit (dBm)	Over Limit (dB)	SPA Reading (dBm)	S.G. Power (dBm)	TX Cable loss (dB)	TX Antenna Gain (dBi)	Polarization (H/V)
Lowest	1400	-54.60	-13.00	-41.60	-64.91	-56.26	0.87	4.68	H
	2096	-53.30	-13.00	-40.30	-66.10	-54.17	1.16	4.19	H
	2792	-50.65	-13.00	-37.65	-65.66	-52.75	1.38	5.63	H
	1400	-52.08	-13.00	-39.08	-64.06	-53.74	0.87	4.68	V
	2096	-51.46	-13.00	-38.46	-66.41	-52.33	1.16	4.19	V
	2792	-49.36	-13.00	-36.36	-66.00	-51.46	1.38	5.63	V
Middle	1416	-54.23	-13.00	-41.23	-64.58	-55.98	0.87	4.78	H
	2120	-51.27	-13.00	-38.27	-64.67	-52.21	1.17	4.26	H
	2824	-50.37	-13.00	-37.37	-65.73	-52.49	1.39	5.66	H
	1416	-52.04	-13.00	-39.04	-64.58	-53.79	0.87	4.78	V
	2120	-51.25	-13.00	-38.25	-66.13	-52.19	1.17	4.26	V
	2824	-49.09	-13.00	-36.09	-66.12	-51.21	1.39	5.66	V
Highest	1432	-53.64	-13.00	-40.64	-64.05	-55.49	0.88	4.88	H
	2144	-51.75	-13.00	-38.75	-64.91	-52.75	1.18	4.33	H
	2856	-51.51	-13.00	-38.51	-66.56	-53.64	1.40	5.68	H
	1432	-53.00	-13.00	-40.00	-65.04	-54.85	0.88	4.88	V
	2144	-50.96	-13.00	-37.96	-65.82	-51.96	1.18	4.33	V
	2856	-49.36	-13.00	-36.36	-66.36	-51.49	1.40	5.68	V

Remark: Spurious emissions within 30-1000MHz were found more than 20dB below limit line.



LTE Band 12 / 3MHz / QPSK / RB Size 1 Offset 0									
Channel	Frequency (MHz)	ERP (dBm)	Limit (dBm)	Over Limit (dB)	SPA Reading (dBm)	S.G. Power (dBm)	TX Cable loss (dB)	TX Antenna Gain (dBi)	Polarization (H/V)
Lowest	1400	-54.65	-13.00	-41.65	-64.96	-56.31	0.87	4.68	H
	2096	-53.42	-13.00	-40.42	-66.46	-54.29	1.16	4.19	H
	2792	-51.07	-13.00	-38.07	-66.19	-53.17	1.38	5.63	H
	1400	-51.67	-13.00	-38.67	-64.06	-53.33	0.87	4.68	V
	2096	-51.02	-13.00	-38.02	-66.08	-51.89	1.16	4.19	V
	2792	-49.52	-13.00	-36.52	-65.96	-51.62	1.38	5.63	V
Middle	1408	-53.82	-13.00	-40.82	-64.18	-55.53	0.87	4.73	H
	2120	-51.75	-13.00	-38.75	-65.03	-52.69	1.17	4.26	H
	2824	-50.09	-13.00	-37.09	-65.43	-52.21	1.39	5.66	H
	1408	-51.80	-13.00	-38.80	-64.32	-53.51	0.87	4.73	V
	2120	-50.84	-13.00	-37.84	-66.08	-51.78	1.17	4.26	V
	2824	-49.57	-13.00	-36.57	-66.45	-51.69	1.39	5.66	V
Highest	1424	-53.68	-13.00	-40.68	-63.78	-55.48	0.88	4.83	H
	2136	-52.88	-13.00	-39.88	-66.50	-53.86	1.18	4.31	H
	2856	-50.66	-13.00	-37.66	-65.73	-52.79	1.40	5.68	H
	1424	-51.71	-13.00	-38.71	-64.07	-53.51	0.88	4.83	V
	2136	-49.78	-13.00	-36.78	-65.18	-50.76	1.18	4.31	V
	2856	-49.36	-13.00	-36.36	-66.13	-51.49	1.40	5.68	V

Remark: Spurious emissions within 30-1000MHz were found more than 20dB below limit line.



LTE Band 12 / 5MHz / QPSK / RB Size 1 Offset 0									
Channel	Frequency (MHz)	ERP (dBm)	Limit (dBm)	Over Limit (dB)	SPA Reading (dBm)	S.G. Power (dBm)	TX Cable loss (dB)	TX Antenna Gain (dBi)	Polarization (H/V)
Lowest	1400	-54.24	-13.00	-41.24	-64.55	-55.90	0.87	4.68	H
	2096	-52.71	-13.00	-39.71	-66.03	-53.58	1.16	4.19	H
	2800	-51.61	-13.00	-38.61	-66.64	-53.72	1.38	5.64	H
	1400	-51.85	-13.00	-38.85	-63.99	-53.51	0.87	4.68	V
	2096	-51.02	-13.00	-38.02	-66.23	-51.89	1.16	4.19	V
	2800	-49.01	-13.00	-36.01	-65.59	-51.12	1.38	5.64	V
Middle	1408	-54.07	-13.00	-41.07	-64.35	-55.78	0.87	4.73	H
	2112	-53.71	-13.00	-40.71	-66.55	-54.63	1.17	4.24	H
	2808	-51.01	-13.00	-38.01	-66.01	-53.12	1.39	5.65	H
	1408	-52.18	-13.00	-39.18	-64.63	-53.89	0.87	4.73	V
	2112	-50.84	-13.00	-37.84	-66.07	-51.76	1.17	4.24	V
	2808	-50.02	-13.00	-37.02	-66.76	-52.13	1.39	5.65	V
Highest	1424	-53.78	-13.00	-40.78	-64.19	-55.58	0.88	4.83	H
	2136	-52.88	-13.00	-39.88	-66.38	-53.86	1.18	4.31	H
	2848	-51.04	-13.00	-38.04	-66.31	-53.17	1.40	5.68	H
	1424	-52.14	-13.00	-39.14	-64.76	-53.94	0.88	4.83	V
	3136	-50.95	-13.00	-37.95	-66.34	-53.71	1.49	6.40	V
	2848	-50.36	-13.00	-37.36	-67.06	-52.49	1.40	5.68	V

Remark: Spurious emissions within 30-1000MHz were found more than 20dB below limit line.



LTE Band 12 / 10MHz / QPSK / RB Size 1 Offset 0									
Channel	Frequency (MHz)	ERP (dBm)	Limit (dBm)	Over Limit (dB)	SPA Reading (dBm)	S.G. Power (dBm)	TX Cable loss (dB)	TX Antenna Gain (dBi)	Polarization (H/V)
Lowest	1400	-54.15	-13.00	-41.15	-64.46	-55.81	0.87	4.68	H
	2096	-52.40	-13.00	-39.40	-65.81	-53.27	1.16	4.19	H
	2800	-51.25	-13.00	-38.25	-66.94	-53.36	1.38	5.64	H
	1400	-51.70	-13.00	-38.70	-64.17	-53.36	0.87	4.68	V
	2096	-50.60	-13.00	-37.60	-66.03	-51.47	1.16	4.19	V
	2800	-50.58	-13.00	-37.58	-67.09	-52.69	1.38	5.64	V
Middle	1408	-53.21	-13.00	-40.21	-63.57	-54.92	0.87	4.73	H
	2112	-52.76	-13.00	-39.76	-65.93	-53.68	1.17	4.24	H
	2808	-51.15	-13.00	-38.15	-66.33	-53.26	1.39	5.65	H
	1408	-51.21	-13.00	-38.21	-63.58	-52.92	0.87	4.73	V
	2112	-50.97	-13.00	-37.97	-66.15	-51.89	1.17	4.24	V
	2808	-49.21	-13.00	-36.21	-66.15	-51.32	1.39	5.65	V
Highest	1416	-53.55	-13.00	-40.55	-63.95	-55.30	0.87	4.78	H
	2120	-52.95	-13.00	-39.95	-66.35	-53.89	1.17	4.26	H
	2824	-51.54	-13.00	-38.54	-66.59	-53.66	1.39	5.66	H
	1416	-51.74	-13.00	-38.74	-64.36	-53.49	0.87	4.78	V
	2120	-49.84	-13.00	-36.84	-65.12	-50.78	1.17	4.26	V
	2824	-49.94	-13.00	-36.94	-66.53	-52.06	1.39	5.66	V

Remark: Spurious emissions within 30-1000MHz were found more than 20dB below limit line.



LTE Band 17 / 5MHz / QPSK / RB Size 1 Offset 0									
Channel	Frequency (MHz)	ERP (dBm)	Limit (dBm)	Over Limit (dB)	SPA Reading (dBm)	S.G. Power (dBm)	TX Cable loss (dB)	TX Antenna Gain (dBi)	Polarization (H/V)
Lowest	1408	-52.24	-13	-39.24	-62.60	-53.95	0.87	4.73	H
	2112	-51.25	-13	-38.25	-64.02	-52.17	1.17	4.24	H
	2816	-49.67	-13	-36.67	-65.02	-51.78	1.39	5.65	H
	1408	-50.97	-13	-37.97	-63.46	-52.68	0.87	4.73	V
	2112	-46.97	-13	-33.97	-62.14	-47.89	1.17	4.24	V
	2816	-49.10	-13	-36.10	-65.67	-51.21	1.39	5.65	V
Middle	1416	-53.22	-13	-40.22	-63.56	-54.97	0.87	4.78	H
	2120	-51.30	-13	-38.30	-64.55	-52.24	1.17	4.26	H
	2832	-49.35	-13	-36.35	-64.94	-51.47	1.39	5.67	H
	1416	-52.00	-13	-39.00	-64.62	-53.75	0.87	4.78	V
	2120	-49.17	-13	-36.17	-64.07	-50.11	1.17	4.26	V
	2832	-49.35	-13	-36.35	-66.06	-51.47	1.39	5.67	V
Highest	1424	-50.61	-13	-37.61	-60.61	-52.41	0.88	4.83	H
	2136	-50.41	-13	-37.41	-63.82	-51.39	1.18	4.31	H
	2848	-50.47	-13	-37.47	-65.54	-52.60	1.40	5.68	H
	1424	-50.95	-13	-37.95	-63.56	-52.75	0.88	4.83	V
	2136	-44.54	-13	-31.54	-59.89	-45.52	1.18	4.31	V
	2848	-49.06	-13	-36.06	-66.05	-51.19	1.40	5.68	V

Remark: Spurious emissions within 30-1000MHz were found more than 20dB below limit line.



LTE Band 17 / 10MHz / QPSK / RB Size 1 Offset 0									
Channel	Frequency (MHz)	ERP (dBm)	Limit (dBm)	Over Limit (dB)	SPA Reading (dBm)	S.G. Power (dBm)	TX Cable loss (dB)	TX Antenna Gain (dBi)	Polarization (H/V)
Lowest	1408	-52.84	-13	-39.84	-63.20	-54.55	0.87	4.73	H
	2112	-49.97	-13	-36.97	-63.32	-50.89	1.17	4.24	H
	2816	-49.61	-13	-36.61	-65.15	-51.72	1.39	5.65	H
	1408	-51.47	-13	-38.47	-64.07	-53.18	0.87	4.73	V
	2112	-49.29	-13	-36.29	-64.11	-50.21	1.17	4.24	V
	2816	-49.38	-13	-36.38	-65.96	-51.49	1.39	5.65	V
Middle	1408	-50.88	-13	-37.88	-61.22	-52.59	0.87	4.73	H
	2120	-52.64	-13	-39.64	-66.20	-53.58	1.17	4.26	H
	2824	-49.50	-13	-36.50	-64.54	-51.62	1.39	5.66	H
	1408	-50.16	-13	-37.16	-62.35	-51.87	0.87	4.73	V
	2120	-50.74	-13	-37.74	-66.25	-51.68	1.17	4.26	V
	2824	-49.76	-13	-36.76	-66.35	-51.88	1.39	5.66	V
Highest	1416	-53.74	-13	-40.74	-64.11	-55.49	0.87	4.78	H
	2120	-49.67	-13	-36.67	-63.14	-50.61	1.17	4.26	H
	2824	-51.07	-13	-38.07	-66.16	-53.19	1.39	5.66	H
	1416	-52.04	-13	-39.04	-64.60	-53.79	0.87	4.78	V
	2120	-50.88	-13	-37.88	-65.85	-51.82	1.17	4.26	V
	2824	-48.33	-13	-35.33	-65.63	-50.45	1.39	5.66	V

Remark: Spurious emissions within 30-1000MHz were found more than 20dB below limit line.