

HAC_E_Dipole_835_140516

DUT: HAC-Dipole 835 MHz

Communication System: CW; Frequency: 835 MHz; Duty Cycle: 1:1
 Medium: Air Medium parameters used: $\sigma = 0$ S/m, $\epsilon_r = 1$; $\rho = 0$ kg/m³
 Ambient Temperature : 23.6 °C

DASY5 Configuration:

- Probe: ER3DV6 - SN2358; ConvF(1, 1, 1); Calibrated: 2014/1/30;
- Sensor-Surface: (Fix Surface)
- Electronics: DAE4 Sn1425; Calibrated: 2014/3/3
- Phantom: HAC Test Arch with AMCC; Type: SD HAC P01 BA;
- Measurement SW: DASY52, Version 52.8 (6); SEMCAD X Version 14.6.9 (7117)

E Scan - measurement distance from the probe sensor center to CD835 = 10mm & 15mm/Hearing Aid Compatibility Test at 15mm distance (41x361x1): Interpolated grid:

dx=0.5000 mm, dy=0.5000 mm

Device Reference Point: 0, 0, -6.3 mm

Reference Value = 116.3 V/m; Power Drift = -0.00 dB

PMR not calibrated. PMF = 1.000 is applied.

E-field emissions = 115.4 V/m

Average value of Total=(115.4+114.8) / 2 = 115.1 V/m

PMF scaled E-field

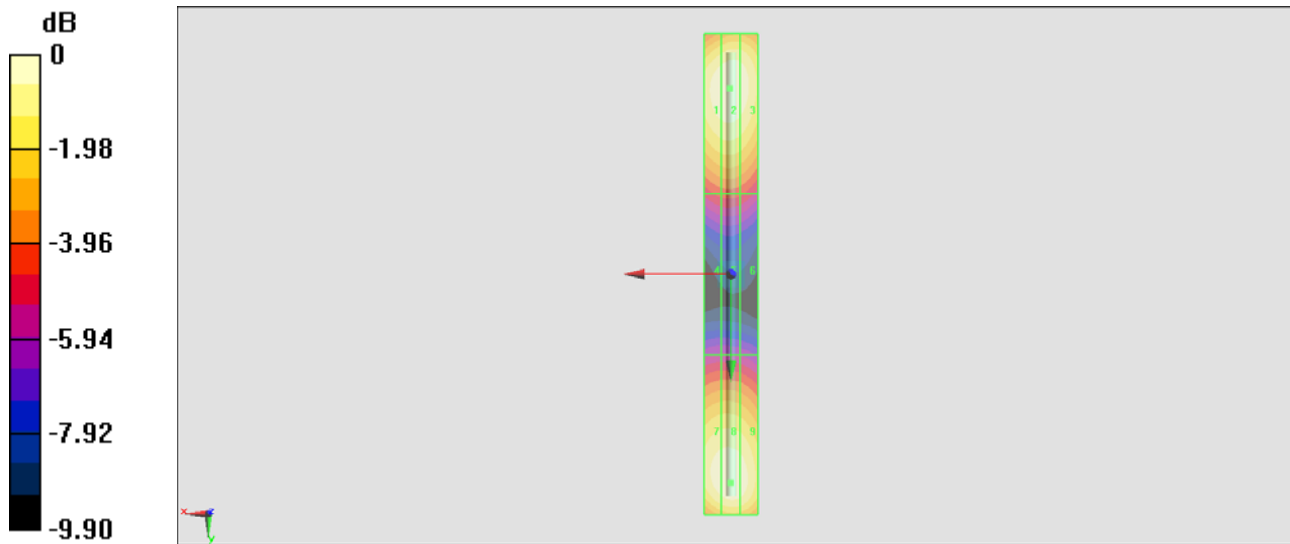
Grid 1 M4 113.8 V/m	Grid 2 M4 115.4 V/m	Grid 3 M4 113.1 V/m
Grid 4 M4 69.85 V/m	Grid 5 M4 70.53 V/m	Grid 6 M4 68.91 V/m
Grid 7 M4 113.0 V/m	Grid 8 M4 114.8 V/m	Grid 9 M4 112.4 V/m

Cursor:

Total = 115.4 V/m

E Category: M4

Location: 0.5, -69.5, 9.7 mm



0 dB = 115.4 V/m = 41.24 dBV/m

HAC_E_Dipole_1880_140516

DUT: HAC Dipole 1880 MHz

Communication System: CW; Frequency: 1880 MHz; Duty Cycle: 1:1

Medium: Air Medium parameters used: $\sigma = 0$ S/m, $\epsilon_r = 1$; $\rho = 0$ kg/m³

Ambient Temperature : 23.6 °C

DASY5 Configuration:

- Probe: ER3DV6 - SN2358; ConvF(1, 1, 1); Calibrated: 2014/1/30;
- Sensor-Surface: (Fix Surface)
- Electronics: DAE4 Sn1425; Calibrated: 2014/3/3
- Phantom: HAC Test Arch with AMCC; Type: SD HAC P01 BA;
- Measurement SW: DASY52, Version 52.8 (6); SEMCAD X Version 14.6.9 (7117)

E Scan - measurement distance from the probe sensor center to CD1880 = 10mm & 15mm/Hearing Aid Compatibility Test at 15mm distance (41x181x1): Interpolated grid:

dx=0.5000 mm, dy=0.5000 mm

Device Reference Point: 0, 0, -6.3 mm

Reference Value = 145.2 V/m; Power Drift = 0.01 dB

PMR not calibrated. PMF = 1.000 is applied.

E-field emissions = 87.50 V/m

Average value of Total=(87.50+83.30) / 2 = 85.4 V/m

PMF scaled E-field

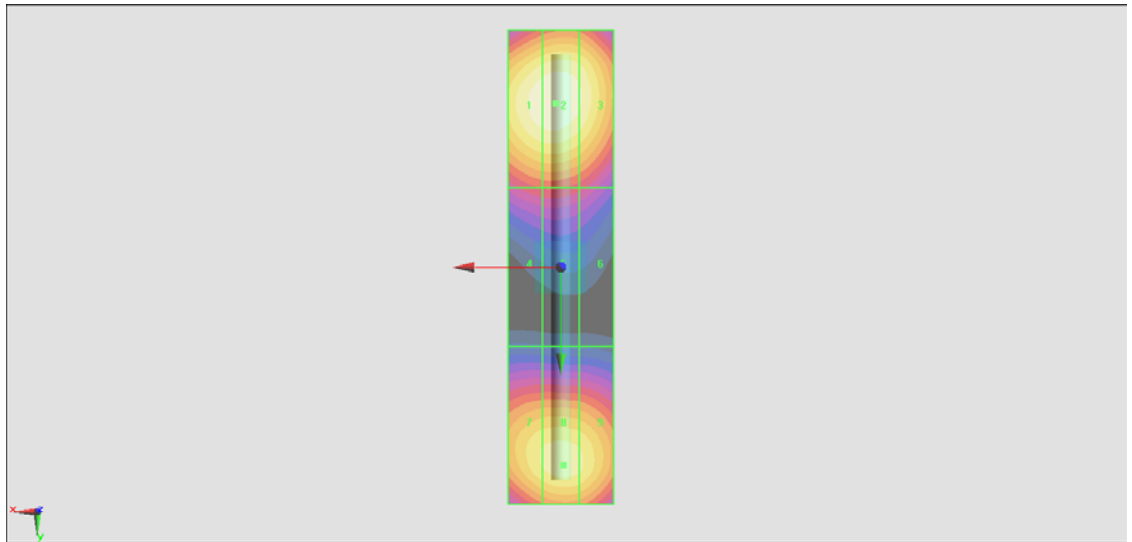
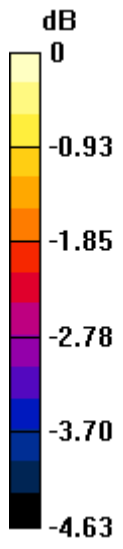
Grid 1 M3 86.83 V/m	Grid 2 M3 87.50 V/m	Grid 3 M3 85.06 V/m
Grid 4 M3 68.41 V/m	Grid 5 M3 68.60 V/m	Grid 6 M3 66.80 V/m
Grid 7 M3 81.94 V/m	Grid 8 M3 83.30 V/m	Grid 9 M3 82.30 V/m

Cursor:

Total = 87.50 V/m

E Category: M3

Location: 1, -31, 9.7 mm



0 dB = 87.50 V/m = 38.84 dBV/m