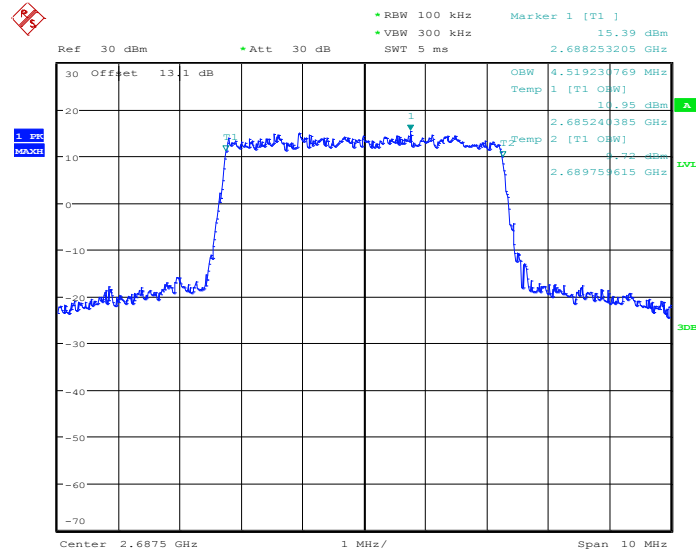


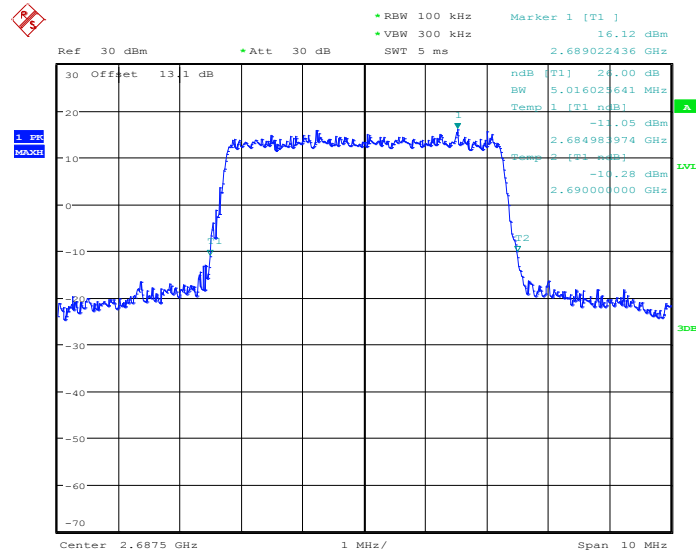


### 99% Occupied Bandwidth Plot on Channel 41565



Date: 7.JUL.2014 22:05:28

### 26dB Bandwidth Plot on Channel 41565

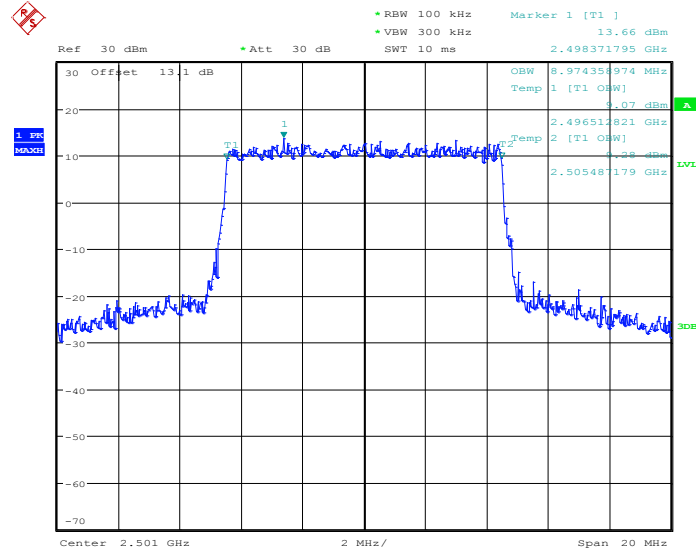


Date: 7.JUL.2014 21:43:34



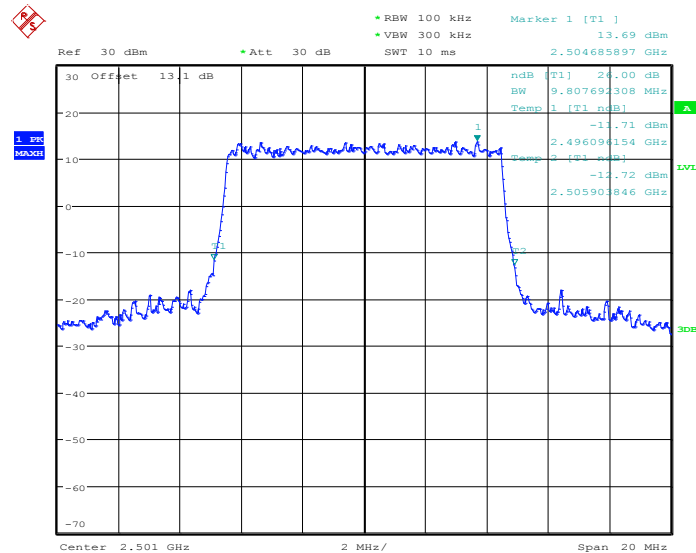
<b>Band :</b>	LTE Band 41	<b>BW / Mod. :</b>	10MHz / QPSK
---------------	-------------	--------------------	--------------

99% Occupied Bandwidth Plot on Channel 39700



Date: 7.JUL.2014 22:01:50

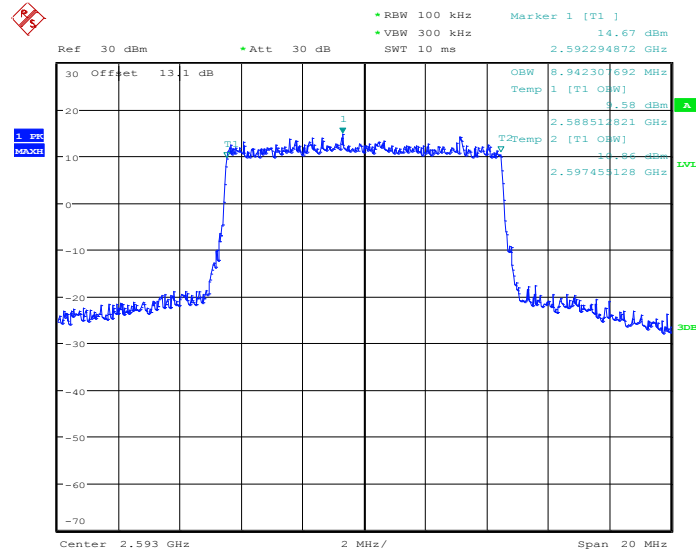
26dB Bandwidth Plot on Channel 39700



Date: 7.JUL.2014 21:45:30

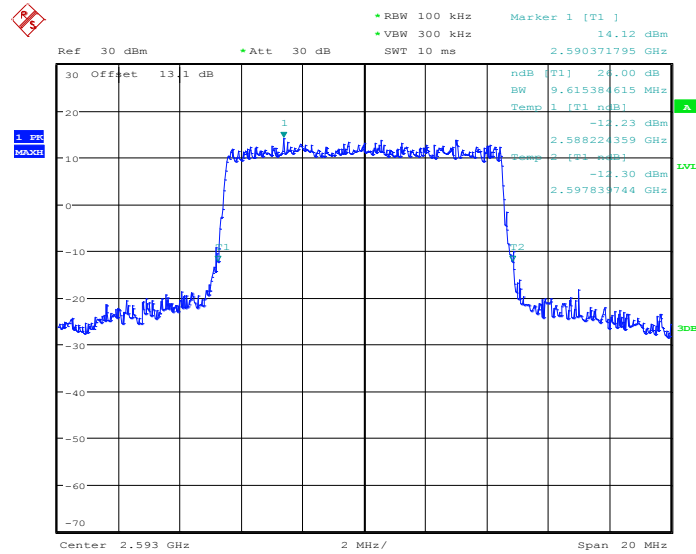


99% Occupied Bandwidth Plot on Channel 40620



Date: 7.JUL.2014 22:02:10

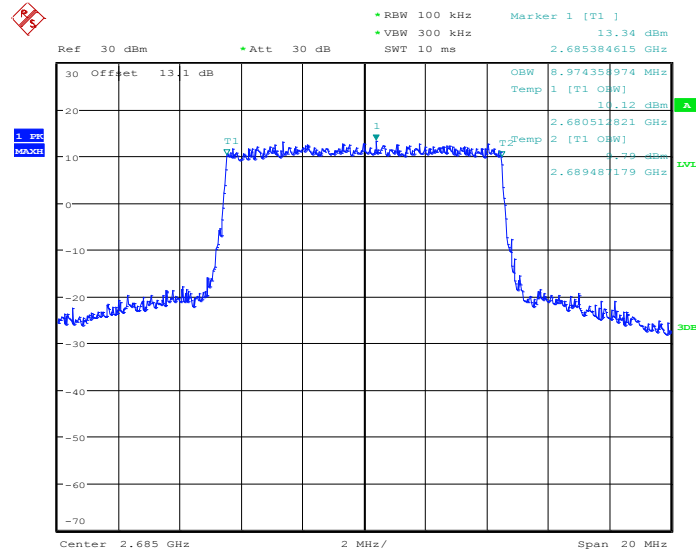
26dB Bandwidth Plot on Channel 40620



Date: 7.JUL.2014 21:46:12

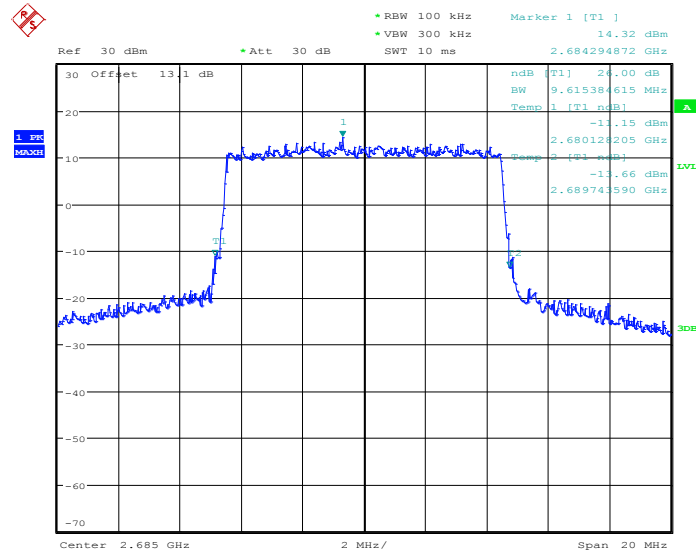


### 99% Occupied Bandwidth Plot on Channel 41540



Date: 7.JUL.2014 22:03:00

### 26dB Bandwidth Plot on Channel 41540

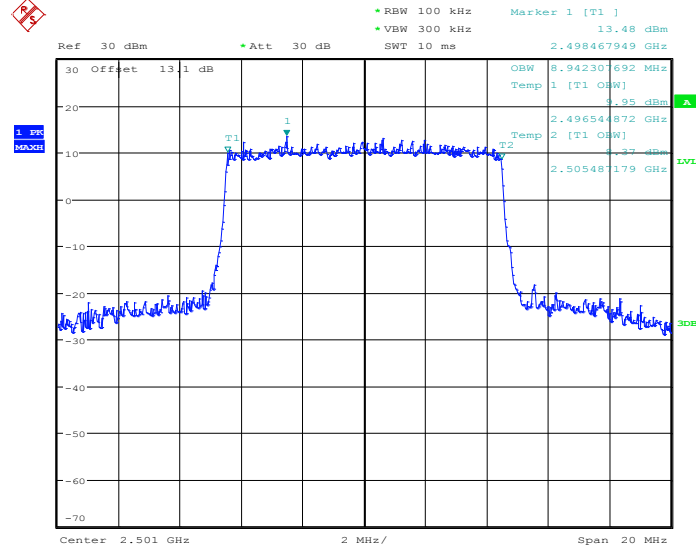


Date: 7.JUL.2014 21:46:45



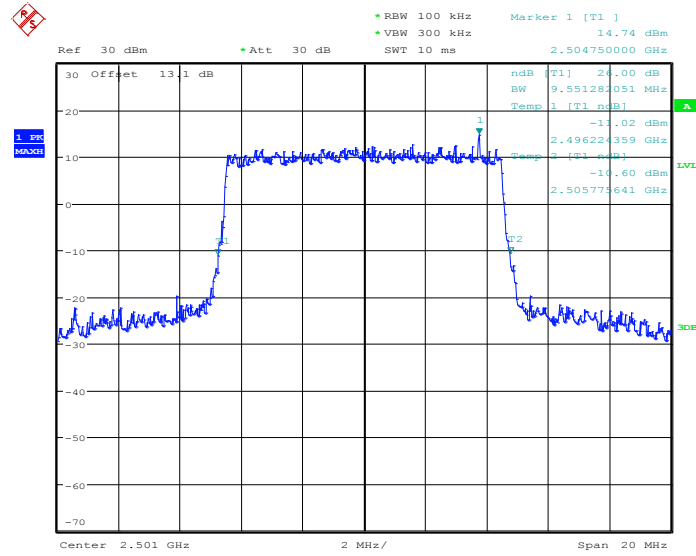
<b>Band :</b>	LTE Band 41	<b>BW / Mod. :</b>	10MHz / 16QAM
---------------	-------------	--------------------	---------------

99% Occupied Bandwidth Plot on Channel 39700



Date: 7.JUL.2014 22:01:40

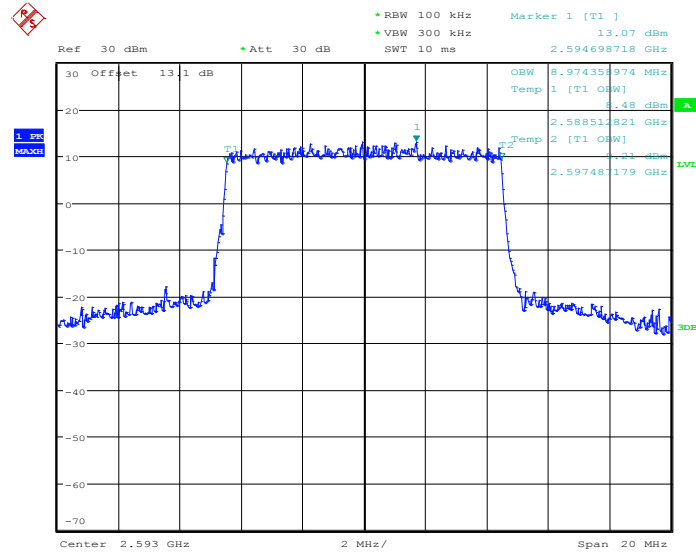
26dB Bandwidth Plot on Channel 39700



Date: 7.JUL.2014 21:45:42

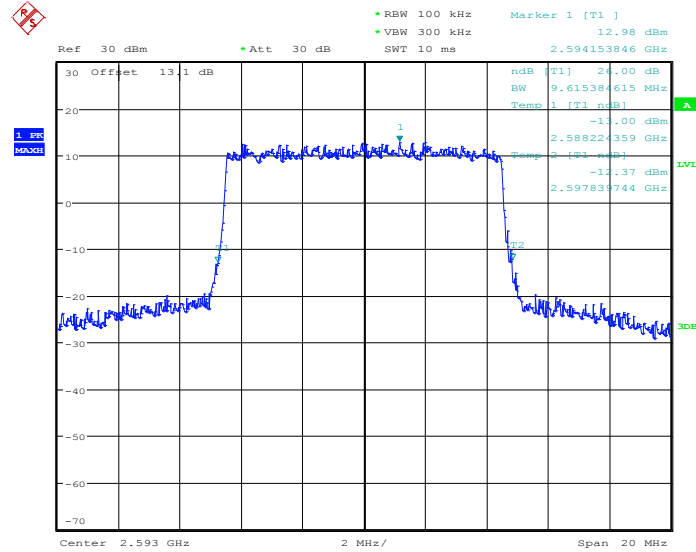


99% Occupied Bandwidth Plot on Channel 40620



Date: 7.JUL.2014 22:02:23

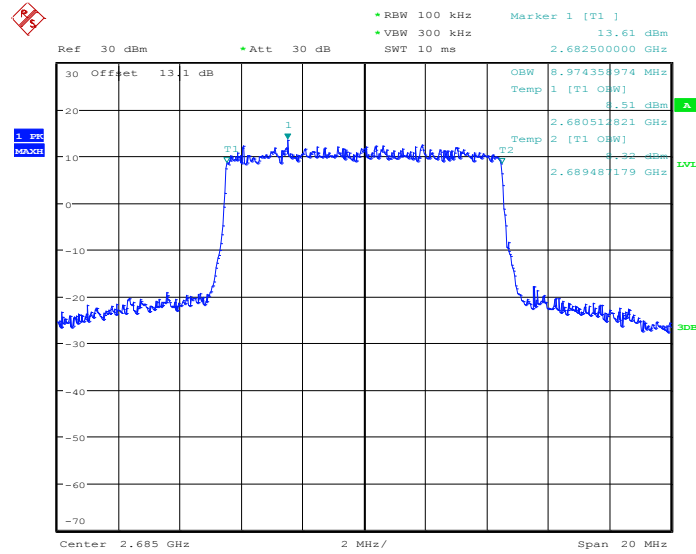
26dB Bandwidth Plot on Channel 40620



Date: 7.JUL.2014 21:46:03

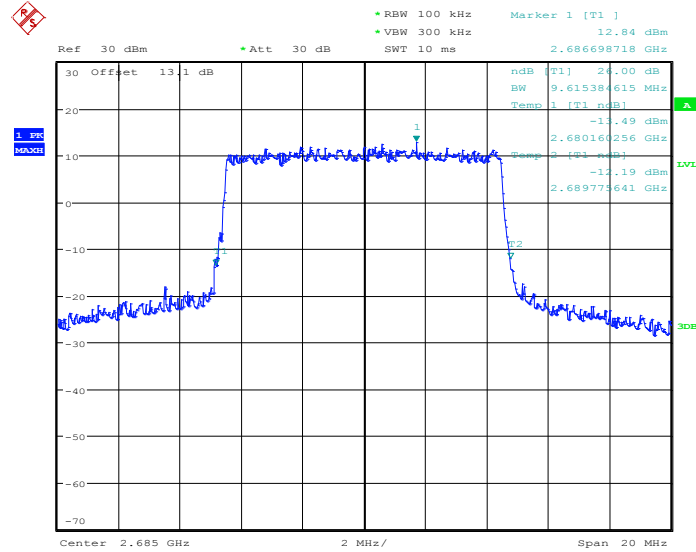


### 99% Occupied Bandwidth Plot on Channel 41540



Date: 7.JUL.2014 22:02:50

### 26dB Bandwidth Plot on Channel 41540

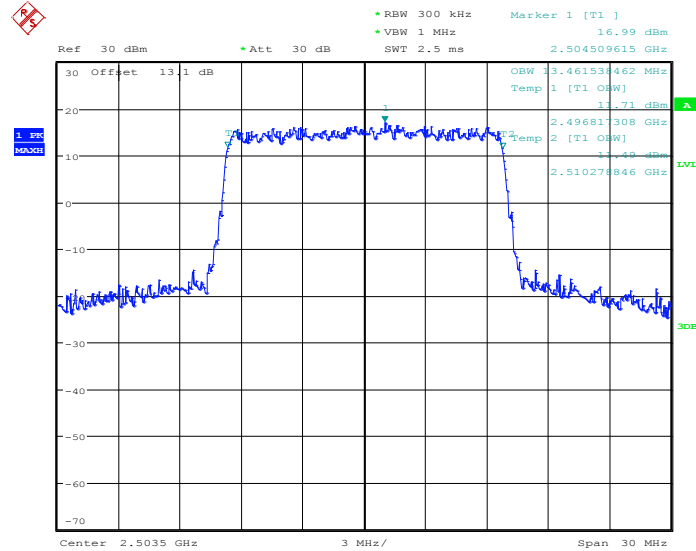


Date: 7.JUL.2014 21:46:54



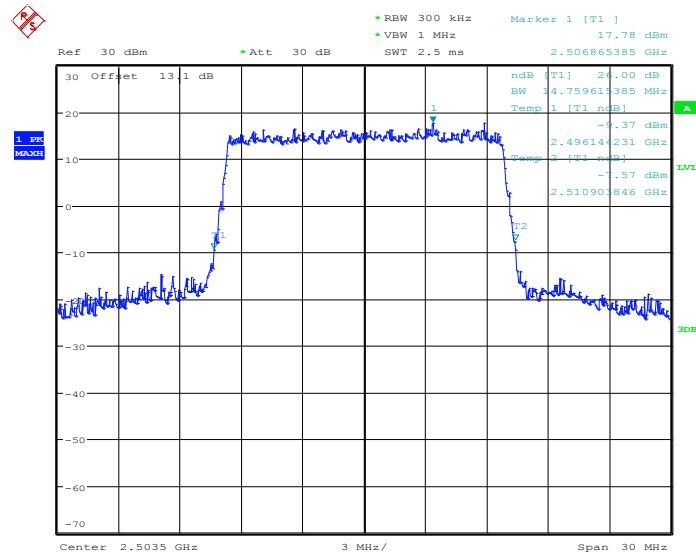
<b>Band :</b>	LTE Band 41	<b>BW / Mod. :</b>	15MHz / QPSK
---------------	-------------	--------------------	--------------

99% Occupied Bandwidth Plot on Channel 39725



Date: 7.JUL.2014 21:59:35

26dB Bandwidth Plot on Channel 39725

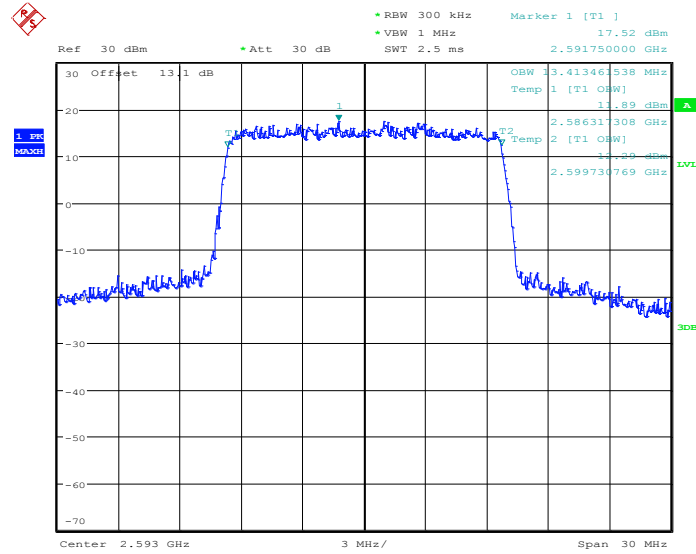


Date: 7.JUL.2014 21:48:11



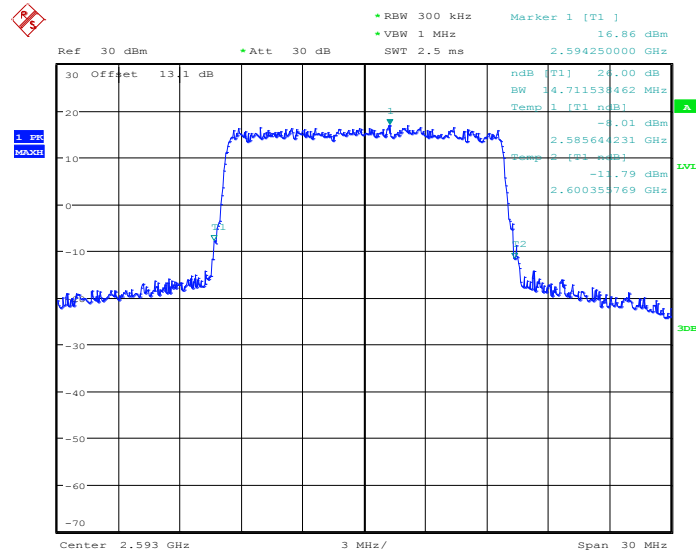


### 99% Occupied Bandwidth Plot on Channel 40620



Date: 7.JUL.2014 22:00:26

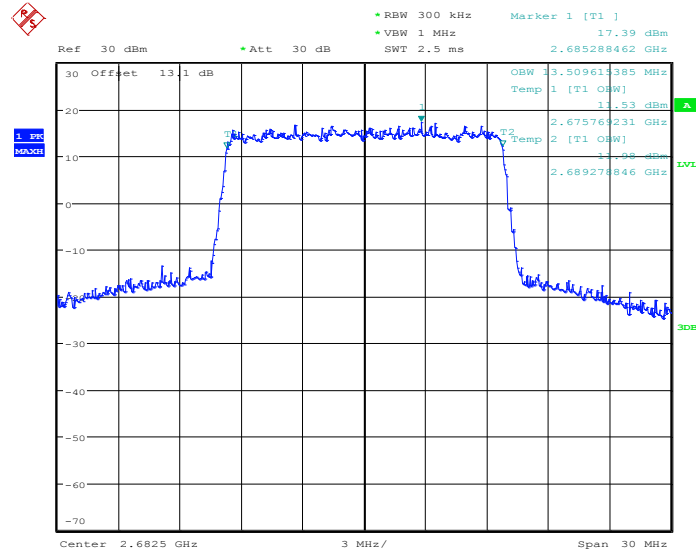
### 26dB Bandwidth Plot on Channel 40620



Date: 7.JUL.2014 21:48:34

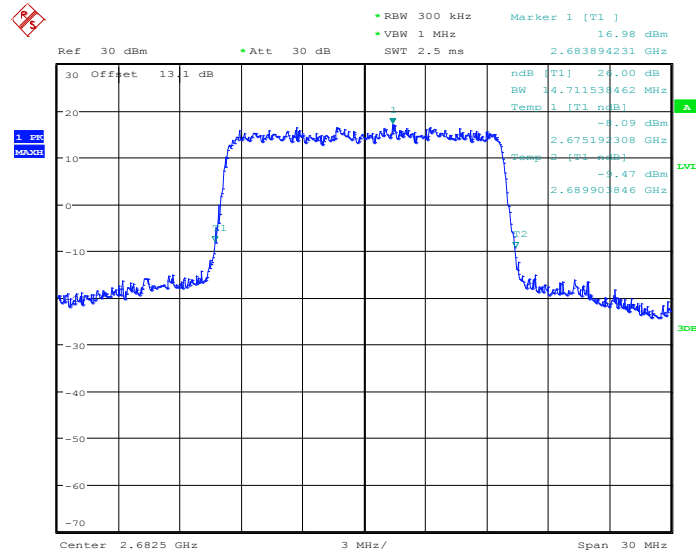


### 99% Occupied Bandwidth Plot on Channel 41515



Date: 7.JUL.2014 22:00:47

### 26dB Bandwidth Plot on Channel 41515

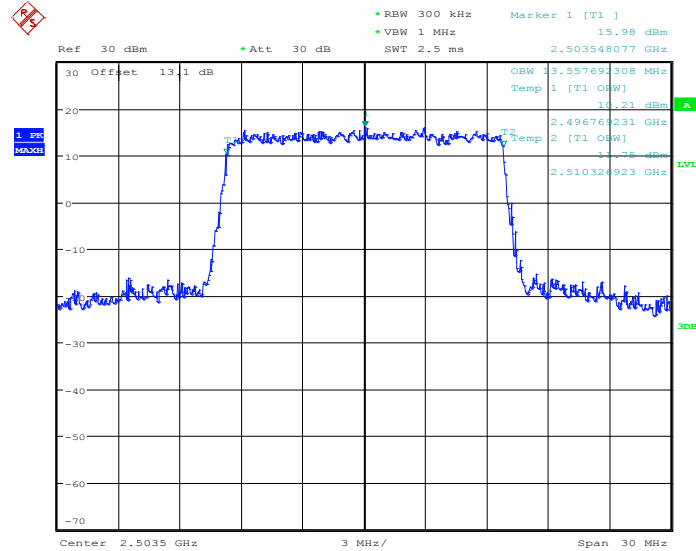


Date: 7.JUL.2014 21:49:19



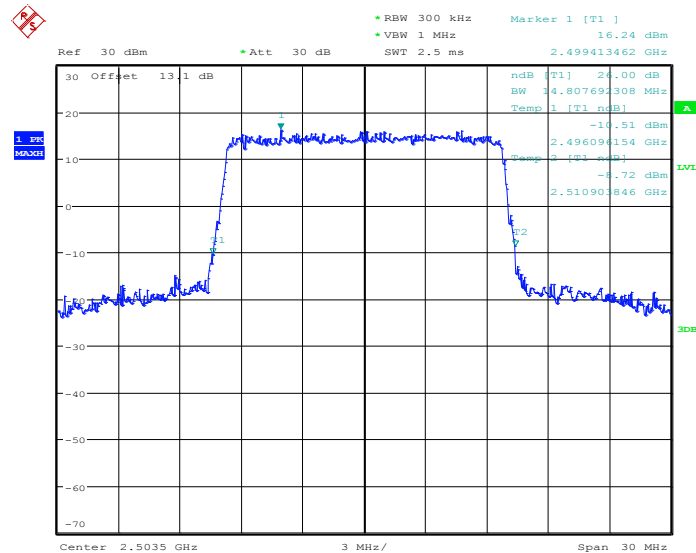
<b>Band :</b>	LTE Band 41	<b>BW / Mod. :</b>	15MHz / 16QAM
---------------	-------------	--------------------	---------------

99% Occupied Bandwidth Plot on Channel 39725



Date: 7.JUL.2014 21:59:48

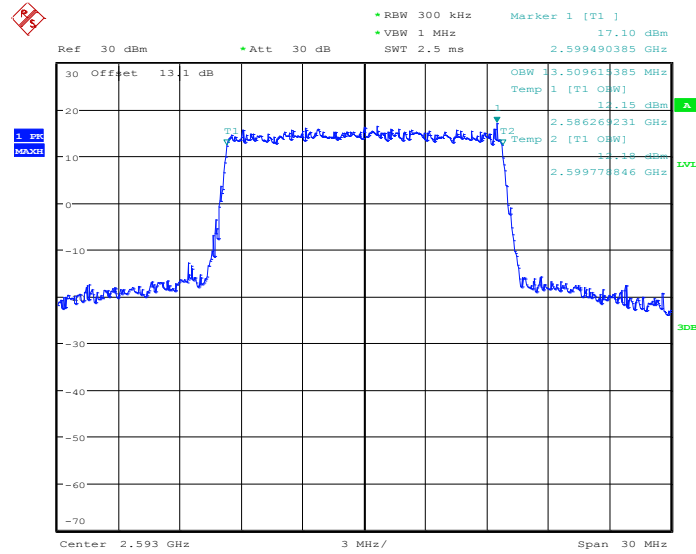
26dB Bandwidth Plot on Channel 39725



Date: 7.JUL.2014 21:48:01

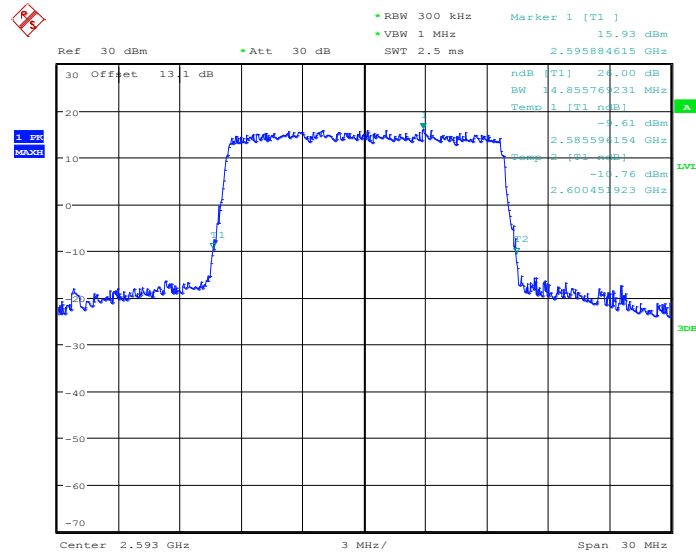


### 99% Occupied Bandwidth Plot on Channel 40620



Date: 7.JUL.2014 22:00:16

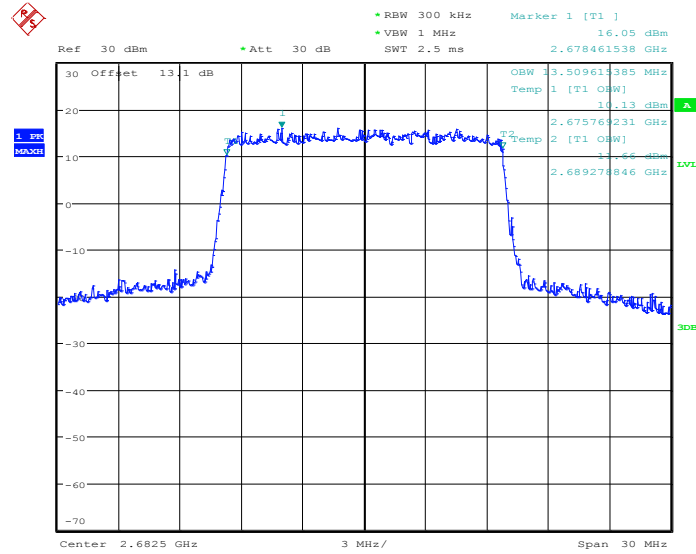
### 26dB Bandwidth Plot on Channel 40620



Date: 7.JUL.2014 21:48:49

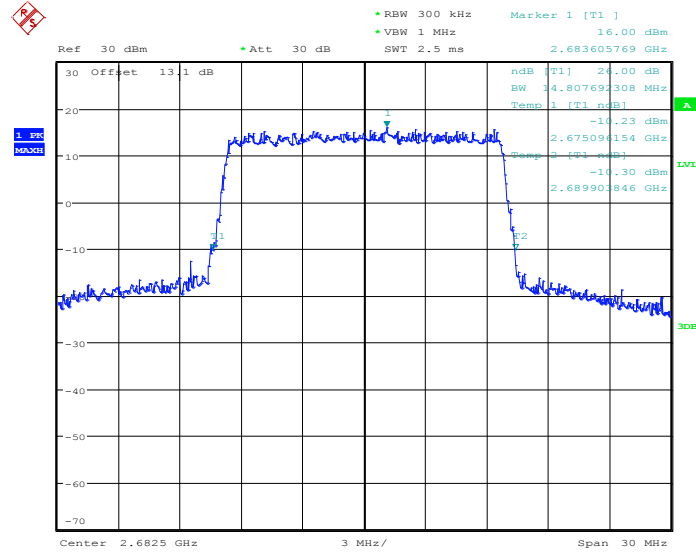


### 99% Occupied Bandwidth Plot on Channel 41515



Date: 7.JUL.2014 22:01:01

### 26dB Bandwidth Plot on Channel 41515

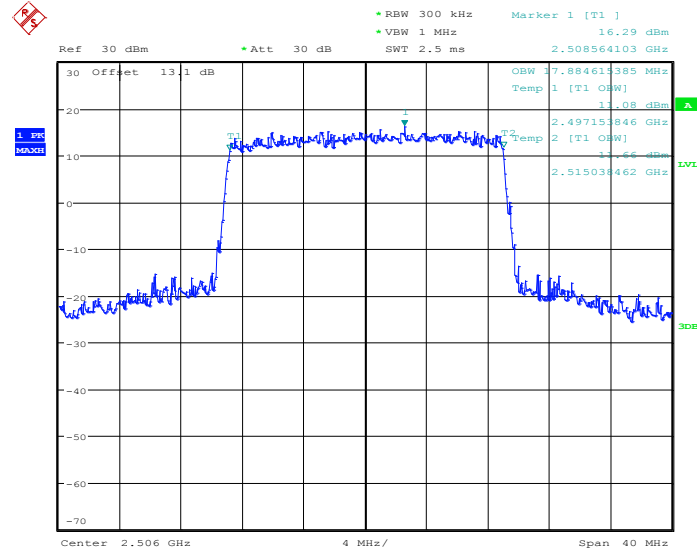


Date: 7.JUL.2014 21:49:09



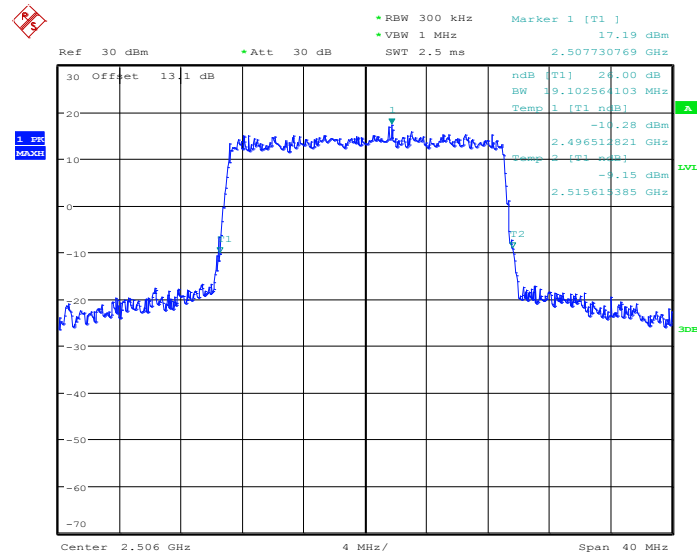
<b>Band :</b>	LTE Band 41	<b>BW / Mod. :</b>	20MHz / QPSK
---------------	-------------	--------------------	--------------

99% Occupied Bandwidth Plot on Channel 39750



Date: 7.JUL.2014 21:58:28

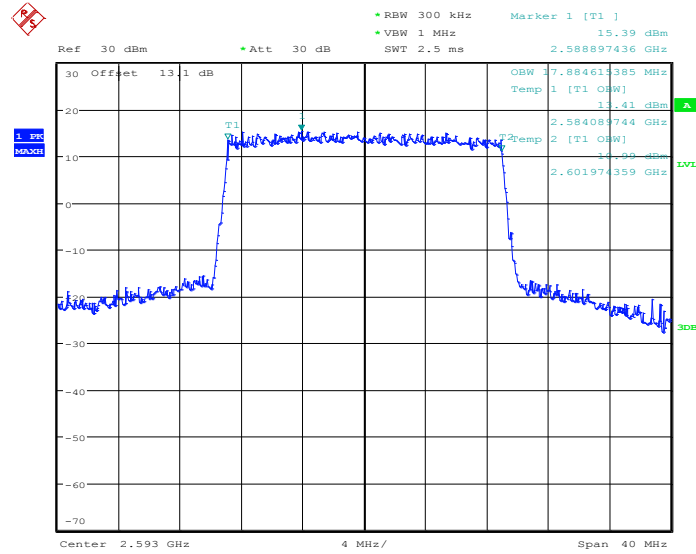
26dB Bandwidth Plot on Channel 39750



Date: 7.JUL.2014 21:50:21

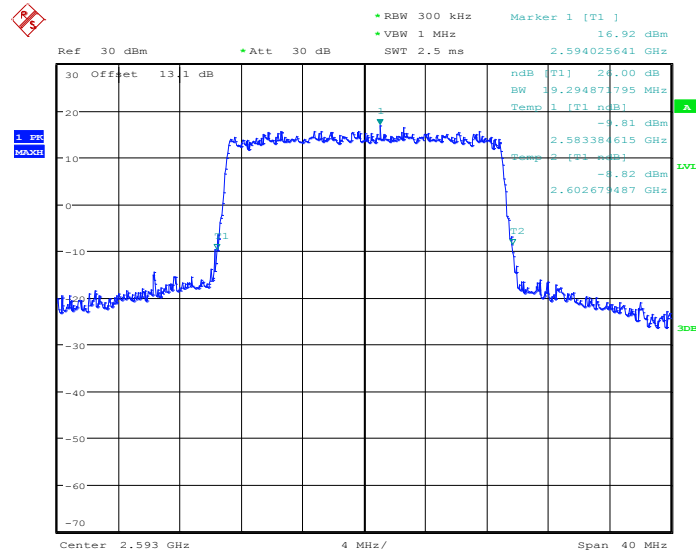


99% Occupied Bandwidth Plot on Channel 40620



Date: 7.JUL.2014 21:58:10

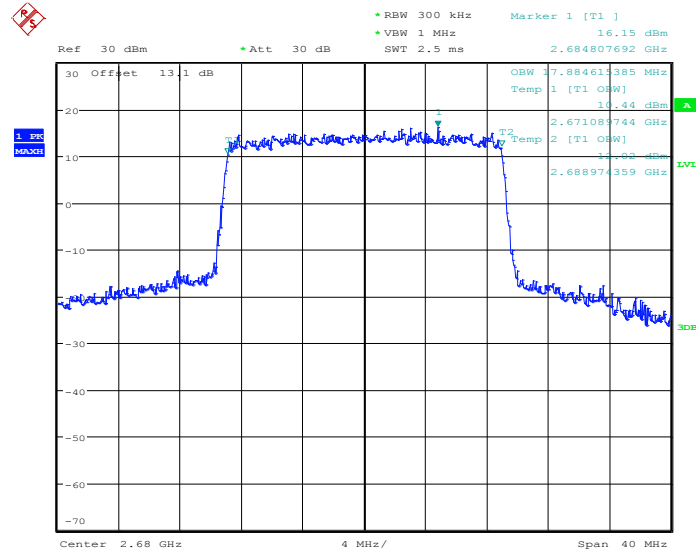
26dB Bandwidth Plot on Channel 40620



Date: 7.JUL.2014 21:50:37

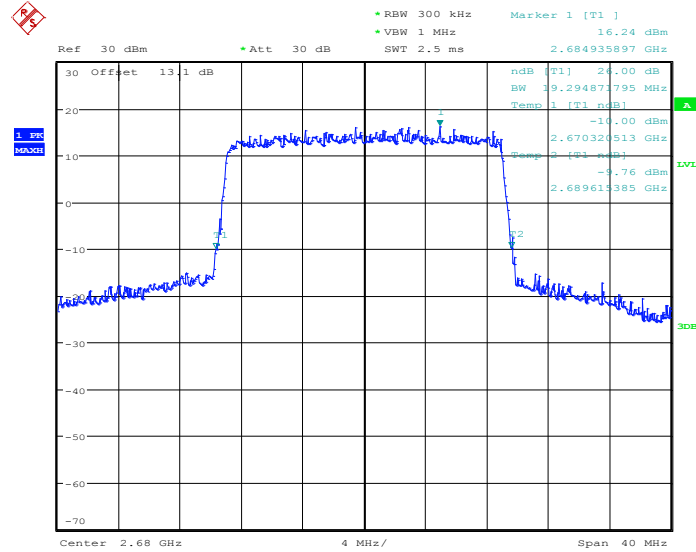


99% Occupied Bandwidth Plot on Channel 41490



Date: 7.JUL.2014 21:57:28

26dB Bandwidth Plot on Channel 41490



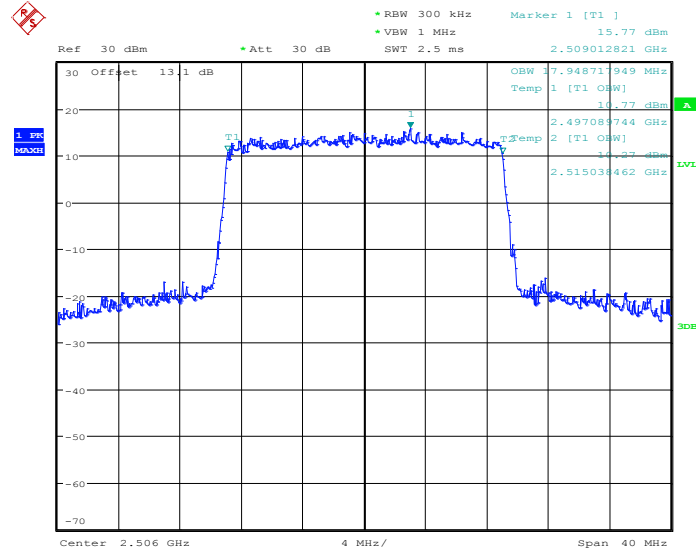
Date: 7.JUL.2014 21:51:33





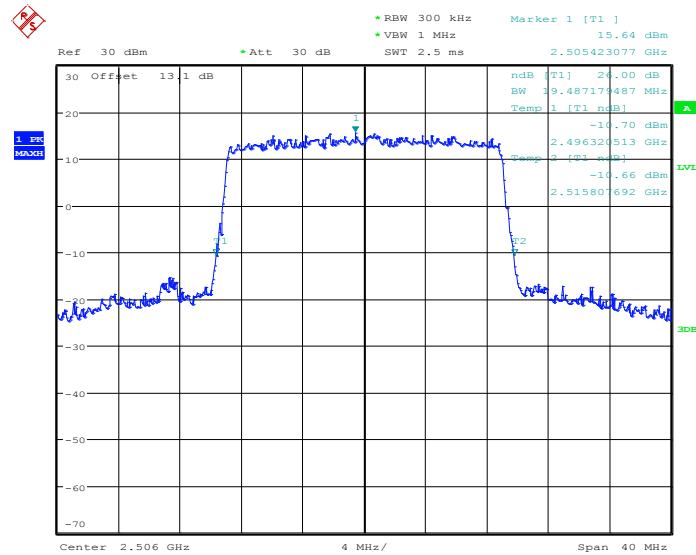
<b>Band :</b>	LTE Band 41	<b>BW / Mod. :</b>	20MHz / 16QAM
---------------	-------------	--------------------	---------------

99% Occupied Bandwidth Plot on Channel 39750



Date: 7.JUL.2014 21:58:44

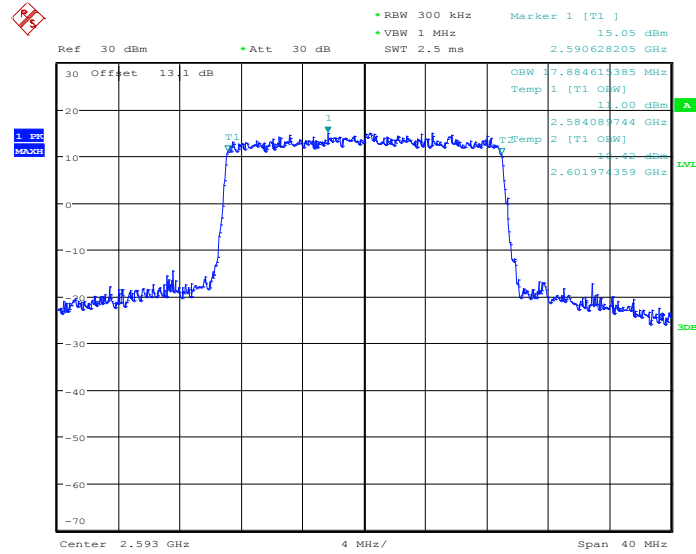
26dB Bandwidth Plot on Channel 39750



Date: 7.JUL.2014 21:50:12

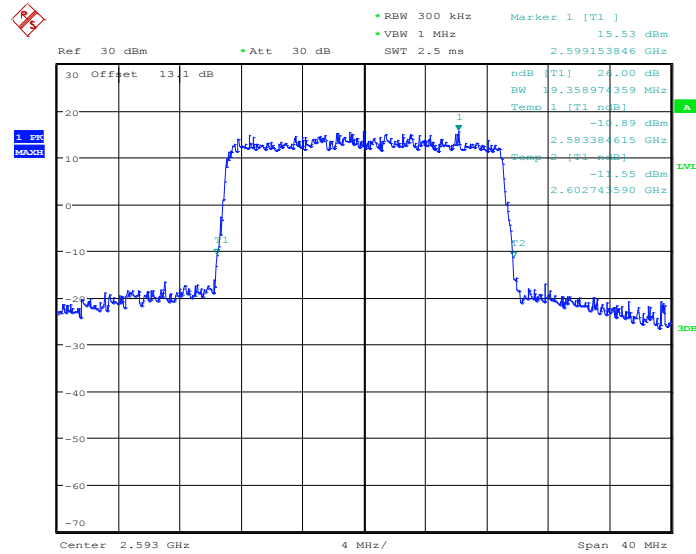


99% Occupied Bandwidth Plot on Channel 40620



Date: 7.JUL.2014 21:58:00

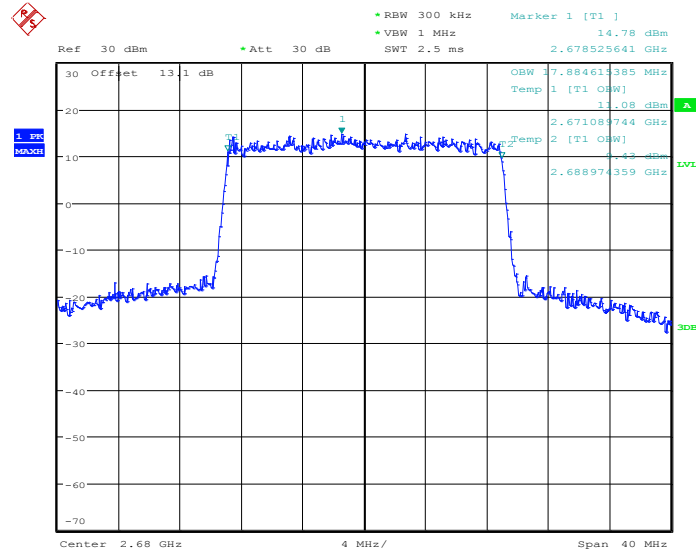
26dB Bandwidth Plot on Channel 40620



Date: 7.JUL.2014 21:50:47

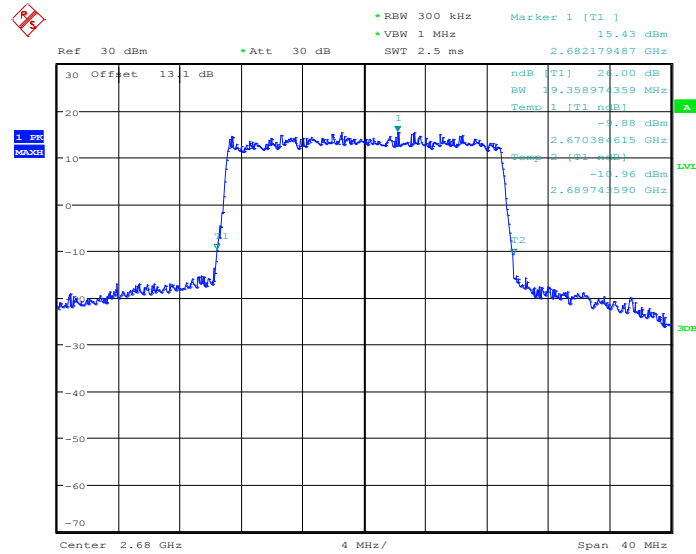


99% Occupied Bandwidth Plot on Channel 41490



Date: 7.JUL.2014 21:57:39

26dB Bandwidth Plot on Channel 41490



Date: 7.JUL.2014 21:51:22



### 3.5 Conducted Band Edge Measurement

#### 3.5.1 Description of Conducted Band Edge Measurement

22.917(a) for Band 5, 26

For operations in the 824 – 849 MHz band, the FCC limit is  $43 + 10\log_{10}(P[\text{Watts}])$  dB below the transmitter power  $P(\text{Watts})$  in a 100kHz bandwidth. However, in the 1MHz bands immediately outside and adjacent to the licensee's frequency block, a resolution bandwidth of at least one percent of the emission bandwidth of the fundamental emission of the transmitter may be employed.

24.238 (a) for Band 2, 25

For operations in the 1850-1910 and 1930-1990 MHz band, the FCC limit is  $43 + 10\log_{10}(P[\text{Watts}])$  dB below the transmitter power  $P(\text{Watts})$  in a 1MHz bandwidth. However, in the 1 MHz bands immediately outside and adjacent to the frequency block a resolution bandwidth of at least one percent of the emission bandwidth of the fundamental emission of the transmitter may be employed.

27.53 (g) for Band 12,17

For operations in the 698 -746 MHz band, the FCC limit is  $43 + 10\log_{10}(P[\text{Watts}])$  dB below the transmitter power  $P(\text{Watts})$  in a 100 kHz bandwidth. However, in the 100 kilohertz bands immediately outside and adjacent to a licensee's frequency block, a resolution bandwidth of at least 30 kHz may be employed.

27.53 (h) for Band 4

For operations in the 1710 – 1755 MHz band, the FCC limit is  $43 + 10\log_{10}(P[\text{Watts}])$  dB below the transmitter power  $P(\text{Watts})$  in a 1 MHz bandwidth. However, in the 1MHz bands immediately outside and adjacent to the licensee's frequency block, a resolution bandwidth of at least one percent of the emission bandwidth of the fundamental emission of the transmitter may be employed.

27.53 (m)(4) for Band 41

The emissions be operated in the 2496-2690 MHz band, the attenuation factor shall be not less than  $43 + 10 \log (P)$  dB at the channel edge and  $55 + 10 \log (P)$  dB at 5.5 megahertz from the channel edges.

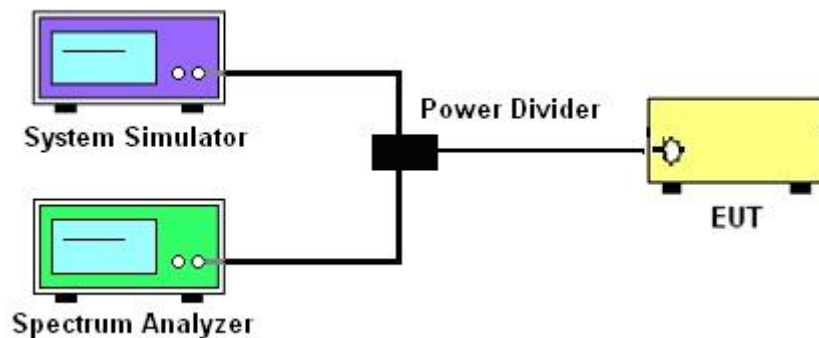
#### 3.5.2 Measuring Instruments

The measuring equipment is listed in the section 4 of this test report.

### 3.5.3 Test Procedures

1. The testing follows FCC KDB 971168 v02r01 Section 6.0.
2. The EUT was connected to spectrum analyzer and system simulator via a power divider.
3. The band edges of low and high channels for the highest RF powers were measured. Set RBW  $\geq$  1% EBW in the 1MHz band immediately outside and adjacent to the band edge.
4. Set spectrum analyzer with RMS detector.
5. The RF fundamental frequency should be excluded against the limit line in the operating frequency band.
6. The limit line is derived from  $43 + 10\log(P)$  dB below the transmitter power P(Watts)  
 $= P(W) - [43 + 10\log(P)]$  (dB)  
 $= [30 + 10\log(P)]$  (dBm) -  $[43 + 10\log(P)]$  (dB)  
 $= -13$  dBm.

### 3.5.4 Test Setup

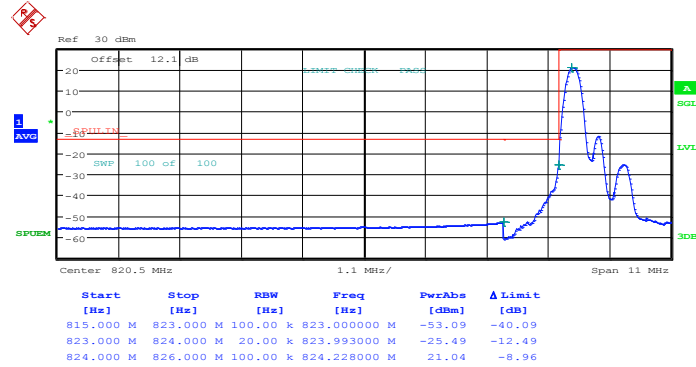




### 3.5.5 Test Result (Plots) of Conducted Band Edge

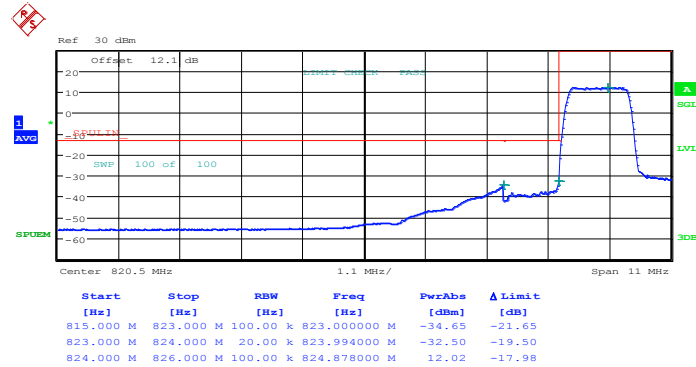
Band :	LTE Band 5	Band Width :	1.4MHz / QPSK
--------	------------	--------------	---------------

Lower Band Edge Plot for QPSK-RB Size 1, RB Offset 0



Date: 15.JUN.2014 14:38:25

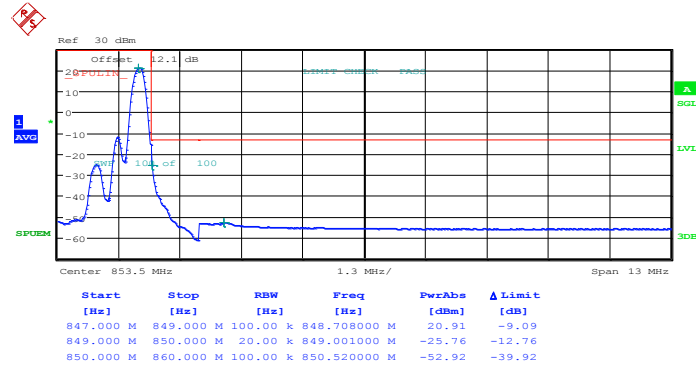
Lower Band Edge Plot for QPSK-RB Size 6, RB Offset 0



Date: 15.JUN.2014 14:40:05

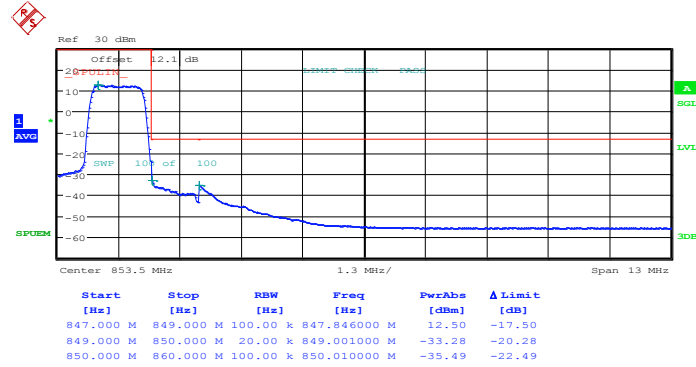


Higher Band Edge Plot for QPSK-RB Size 1, RB Offset 5



Date: 15.JUN.2014 14:49:54

Higher Band Edge Plot for QPSK-RB Size 6, RB Offset 0

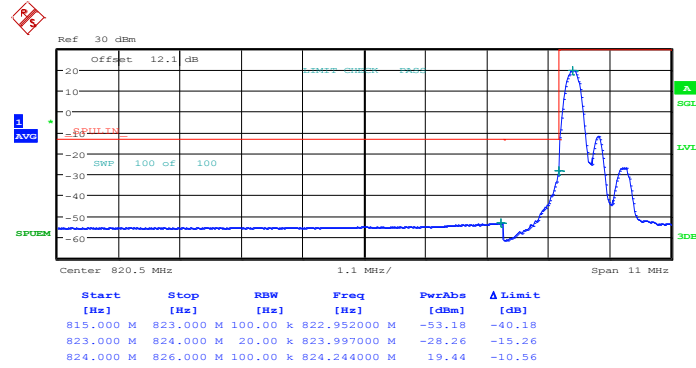


Date: 15.JUN.2014 14:48:17



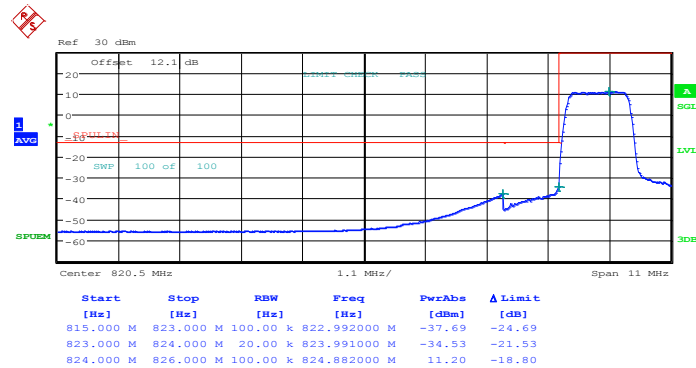
<b>Band :</b>	LTE Band 5	<b>Band Width :</b>	1.4MHz / 16QAM
---------------	------------	---------------------	----------------

Lower Band Edge Plot for 16QAM -RB Size 1, RB Offset 0



Date: 15.JUN.2014 14:39:14

Lower Band Edge Plot for 16QAM -RB Size 6, RB Offset 0

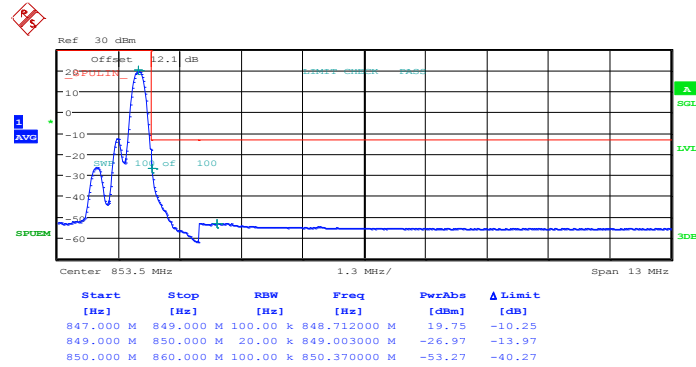


Date: 15.JUN.2014 14:40:54



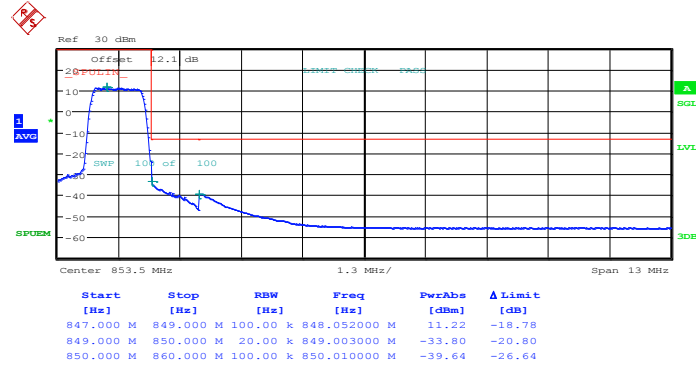


Higher Band Edge Plot for 16QAM -RB Size 1, RB Offset 5



Date: 15.JUN.2014 16:04:12

Higher Band Edge Plot for 16QAM -RB Size 6, RB Offset 0

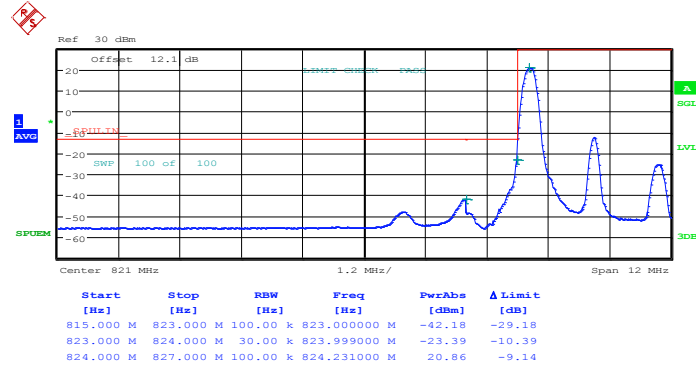


Date: 15.JUN.2014 14:49:05



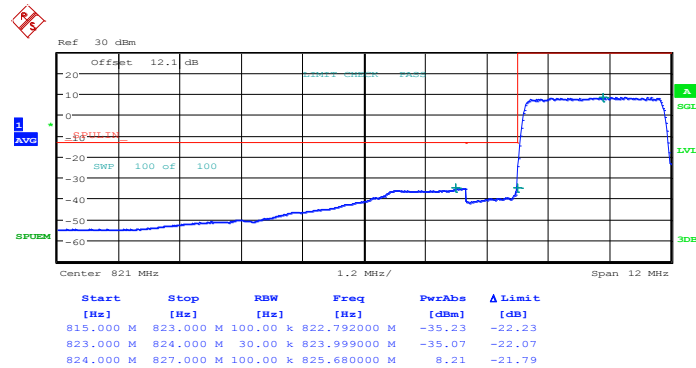
<b>Band :</b>	LTE Band 5	<b>Band Width :</b>	3MHz / QPSK
---------------	------------	---------------------	-------------

Lower Band Edge Plot for QPSK-RB Size 1, RB Offset 0



Date: 15.JUN.2014 14:57:09

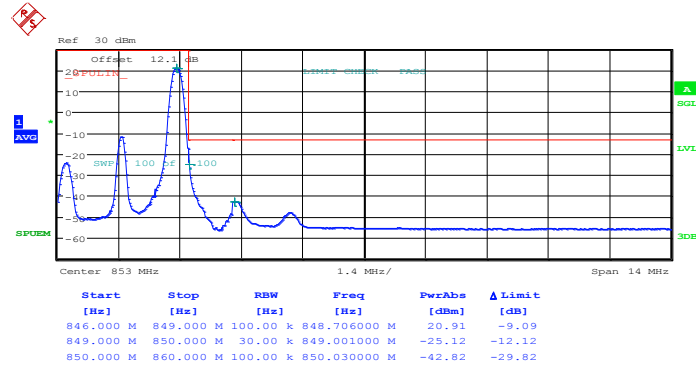
Lower Band Edge Plot for QPSK-RB Size 15, RB Offset 0



Date: 15.JUN.2014 14:58:47

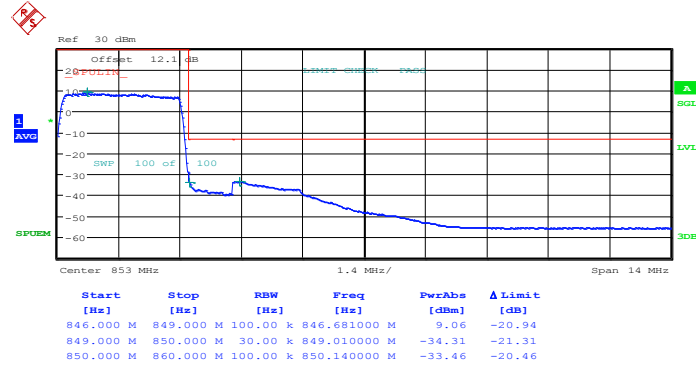


Higher Band Edge Plot for QPSK-RB Size 1, RB Offset 14



Date: 15.JUN.2014 15:08:36

Higher Band Edge Plot for QPSK-RB Size 15, RB Offset 0

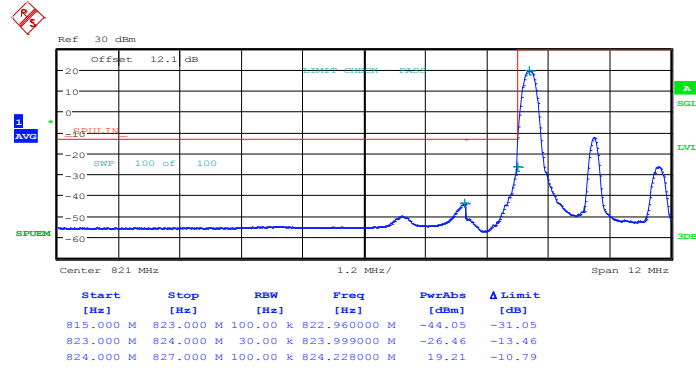


Date: 15.JUN.2014 15:10:13



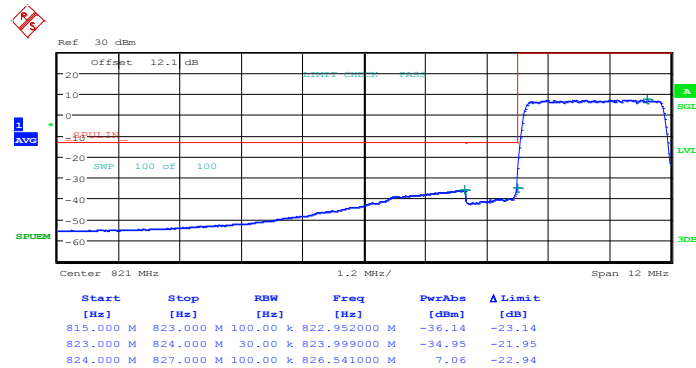
<b>Band :</b>	LTE Band 5	<b>Band Width :</b>	3MHz / 16QAM
---------------	------------	---------------------	--------------

Lower Band Edge Plot for 16QAM -RB Size 1, RB Offset 0



Date: 15.JUN.2014 14:57:58

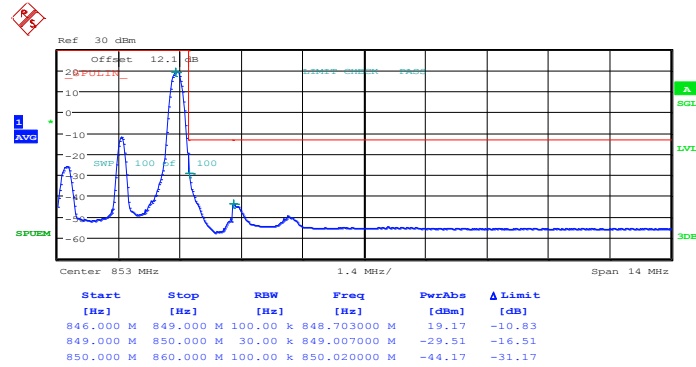
Lower Band Edge Plot for 16QAM -RB Size 15, RB Offset 0



Date: 15.JUN.2014 14:59:35

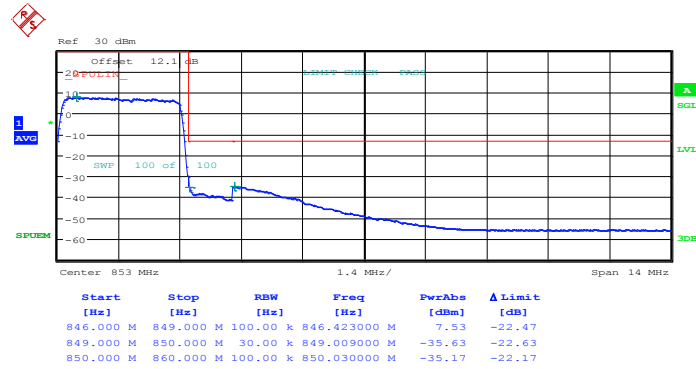


Higher Band Edge Plot for 16QAM -RB Size 1, RB Offset 14



Date: 15.JUN.2014 15:09:24

Higher Band Edge Plot for 16QAM -RB Size 15, RB Offset 0

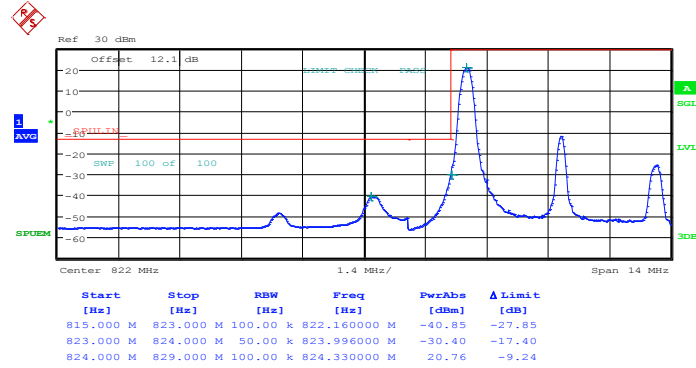


Date: 15.JUN.2014 15:11:02



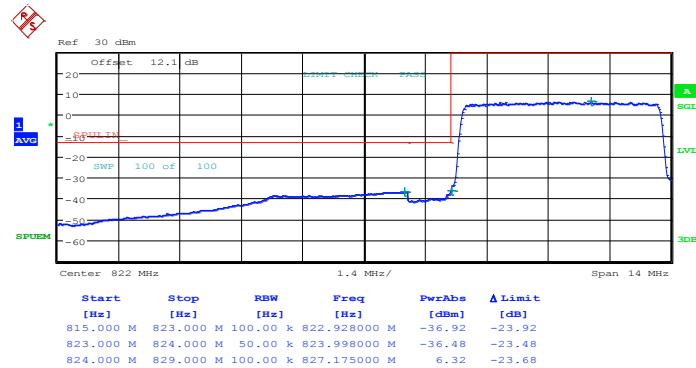
<b>Band :</b>	LTE Band 5	<b>Band Width :</b>	5MHz / QPSK
---------------	------------	---------------------	-------------

Lower Band Edge Plot for QPSK-RB Size 1, RB Offset 0



Date: 15.JUN.2014 15:15:11

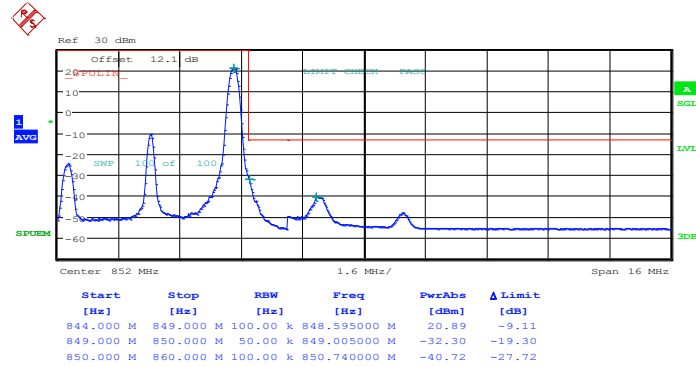
Lower Band Edge Plot for QPSK-RB Size 25, RB Offset 0



Date: 15.JUN.2014 15:16:48

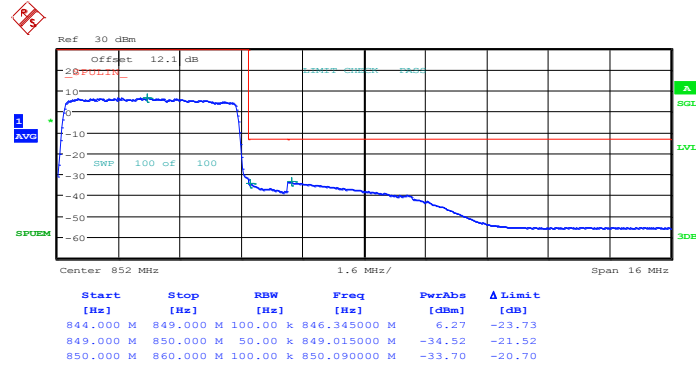


Higher Band Edge Plot for QPSK-RB Size 1, RB Offset 24



Date: 15.JUN.2014 15:33:38

Higher Band Edge Plot for QPSK-RB Size 25, RB Offset 0

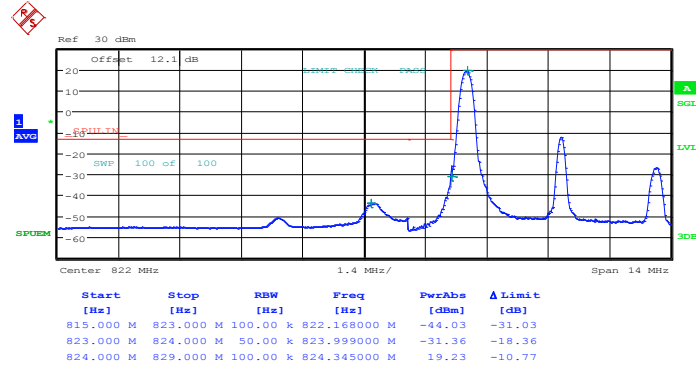


Date: 15.JUN.2014 15:35:15



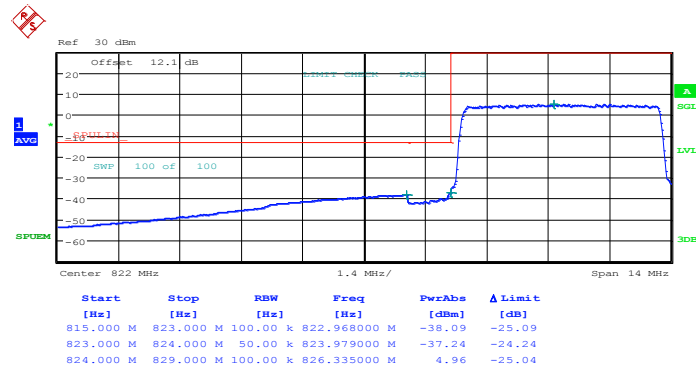
<b>Band :</b>	LTE Band 5	<b>Band Width :</b>	5MHz / 16QAM
---------------	------------	---------------------	--------------

Lower Band Edge Plot for 16QAM -RB Size 1, RB Offset 0



Date: 15.JUN.2014 15:15:59

Lower Band Edge Plot for 16QAM -RB Size 25, RB Offset 0

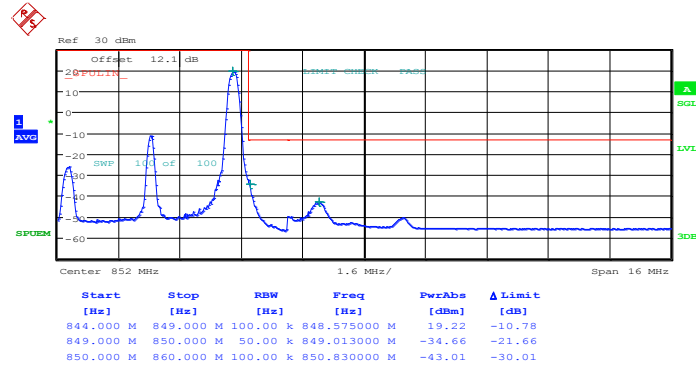


Date: 15.JUN.2014 15:17:37



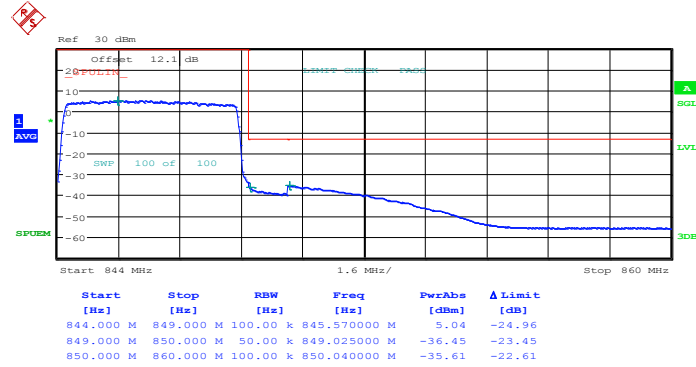


Higher Band Edge Plot for 16QAM -RB Size 1, RB Offset 24



Date: 15.JUN.2014 15:34:26

Higher Band Edge Plot for 16QAM -RB Size 25, RB Offset 0

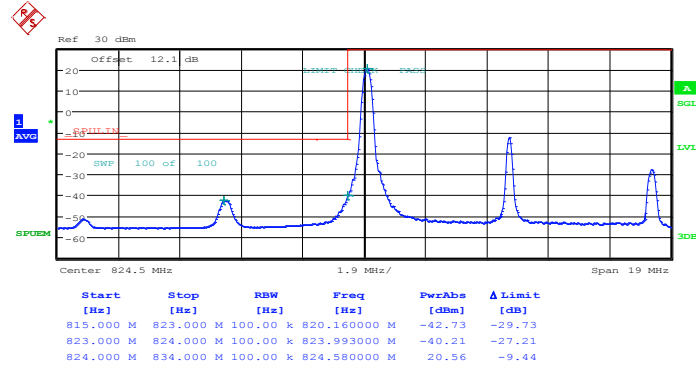


Date: 18.JUN.2014 23:05:58



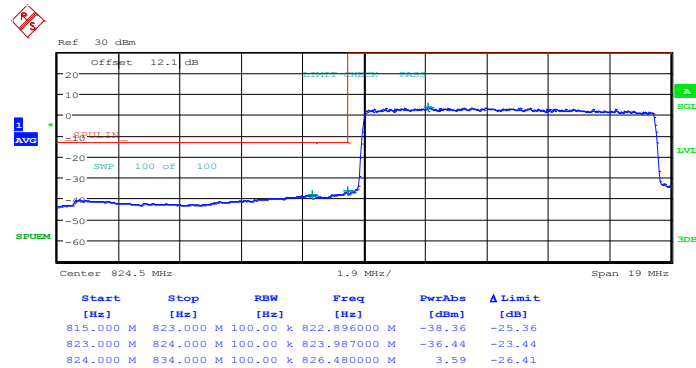
<b>Band :</b>	LTE Band 5	<b>Band Width :</b>	10MHz / QPSK
---------------	------------	---------------------	--------------

Lower Band Edge Plot for QPSK-RB Size 1, RB Offset 0



Date: 15.JUN.2014 15:43:21

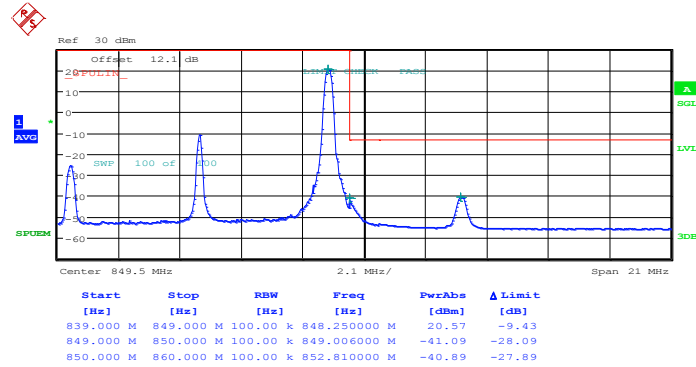
Lower Band Edge Plot for QPSK-RB Size 50, RB Offset 0



Date: 15.JUN.2014 15:44:57

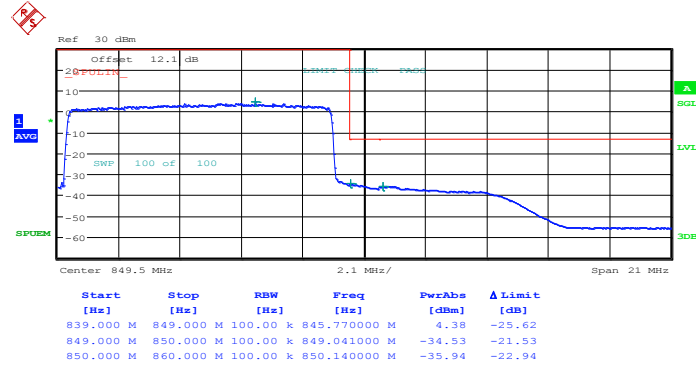


Higher Band Edge Plot for QPSK-RB Size 1, RB Offset 49



Date: 15.JUN.2014 15:53:36

Higher Band Edge Plot for QPSK-RB Size 50, RB Offset 0

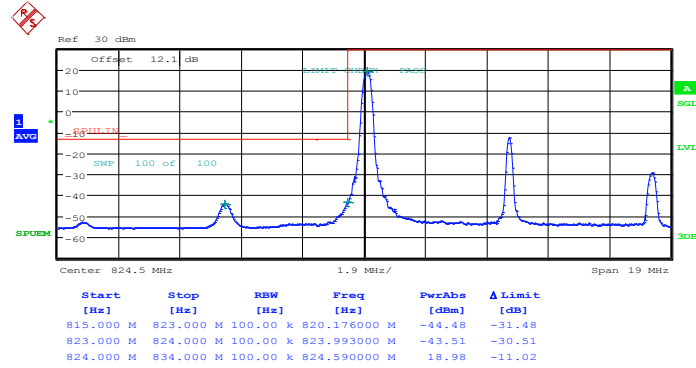


Date: 15.JUN.2014 15:55:13



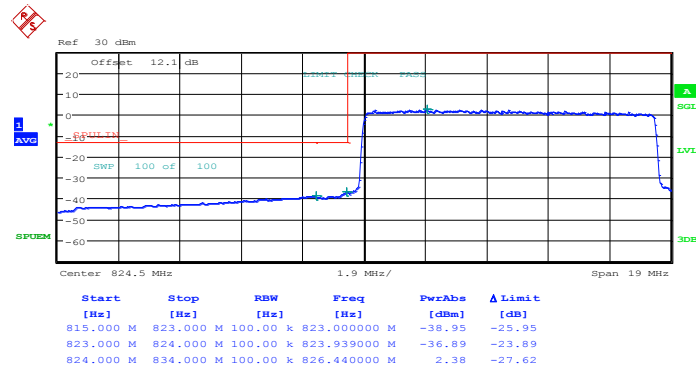
<b>Band :</b>	LTE Band 5	<b>Band Width :</b>	10MHz / 16QAM
---------------	------------	---------------------	---------------

Lower Band Edge Plot for 16QAM -RB Size 1, RB Offset 0



Date: 15.JUN.2014 15:44:09

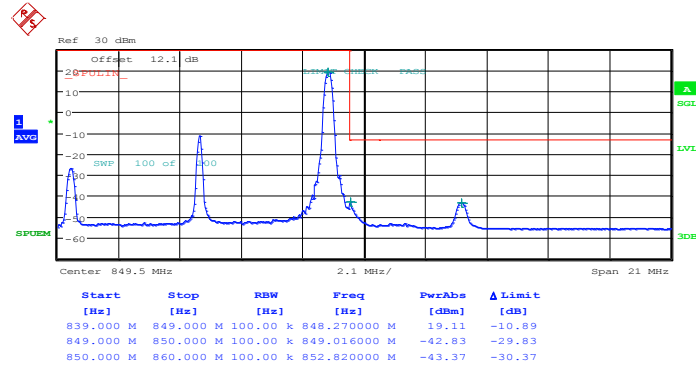
Lower Band Edge Plot for 16QAM -RB Size 50, RB Offset 0



Date: 15.JUN.2014 15:45:46

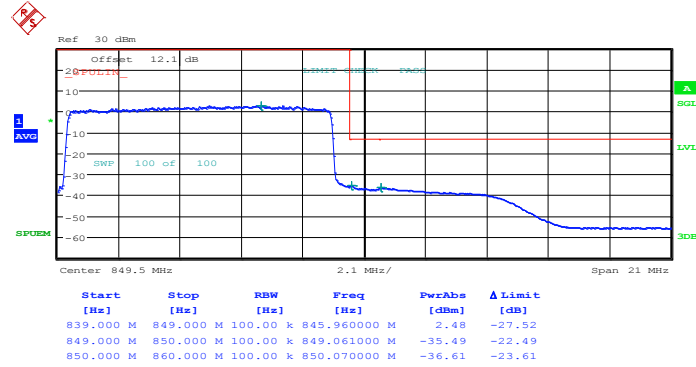


Higher Band Edge Plot for 16QAM -RB Size 1, RB Offset 49



Date: 15.JUN.2014 15:54:25

Higher Band Edge Plot for 16QAM -RB Size 50, RB Offset 0

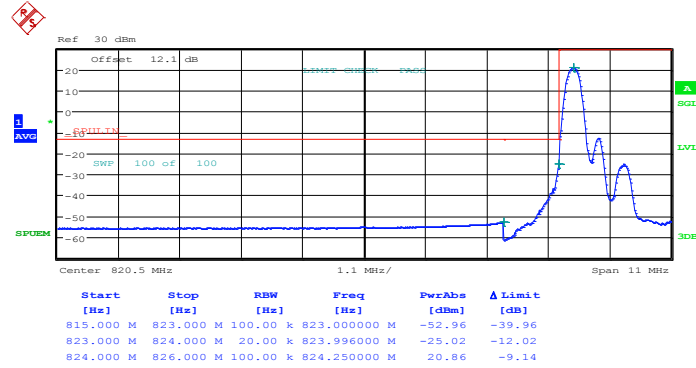


Date: 15.JUN.2014 15:56:02



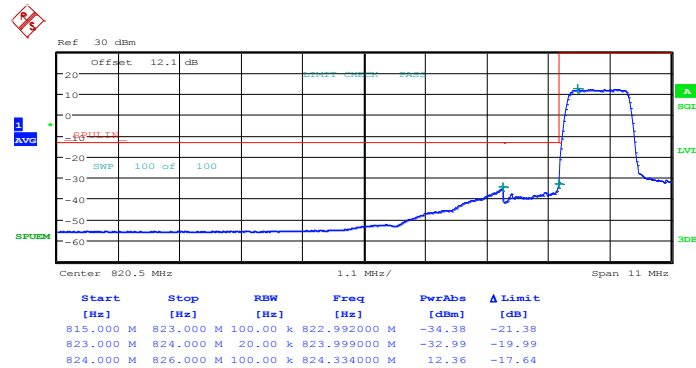
<b>Band :</b>	LTE Band 26	<b>Band Width :</b>	1.4MHz / QPSK
---------------	-------------	---------------------	---------------

Lower Band Edge Plot for QPSK-RB Size 1, RB Offset 0



Date: 14.JUL.2014 23:15:34

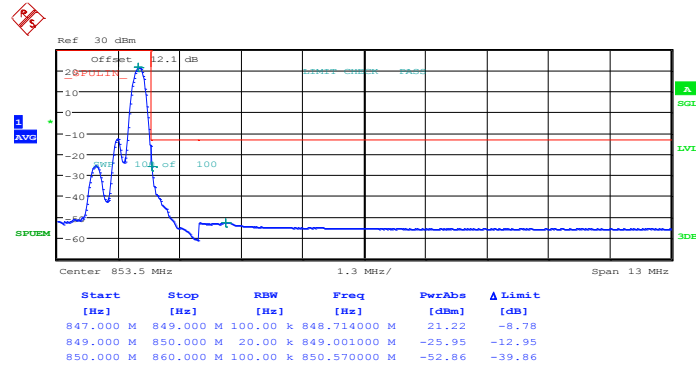
Lower Band Edge Plot for QPSK-RB Size 6, RB Offset 0



Date: 14.JUL.2014 23:17:05

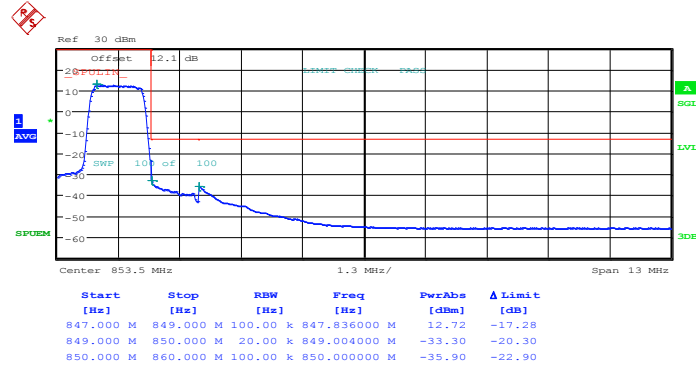


Higher Band Edge Plot for QPSK-RB Size 1, RB Offset 5



Date: 14.JUL.2014 23:26:01

Higher Band Edge Plot for QPSK-RB Size 6, RB Offset 0

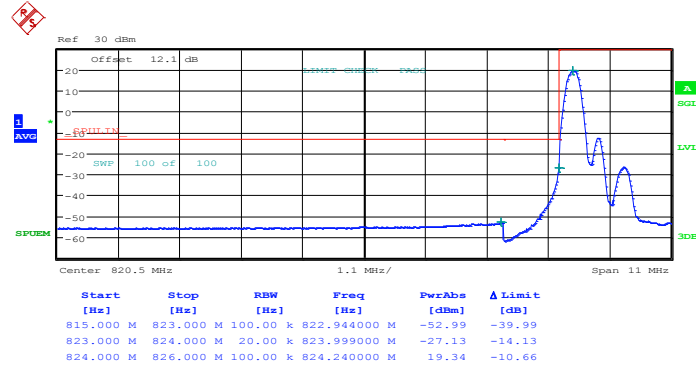


Date: 14.JUL.2014 23:24:30



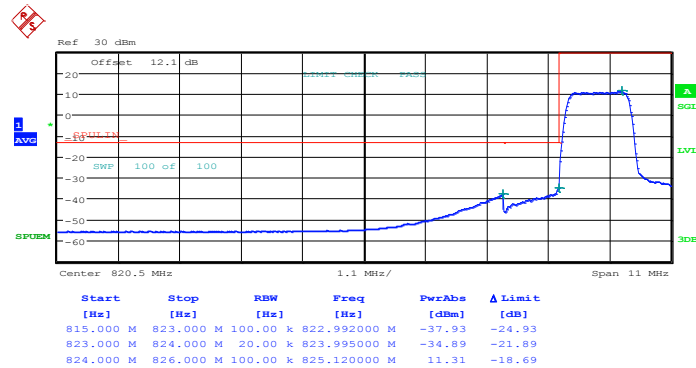
Band :	LTE Band 26	Band Width :	1.4MHz / 16QAM
--------	-------------	--------------	----------------

Lower Band Edge Plot for 16QAM -RB Size 1, RB Offset 0



Date: 14.JUL.2014 23:16:19

Lower Band Edge Plot for 16QAM -RB Size 6, RB Offset 0

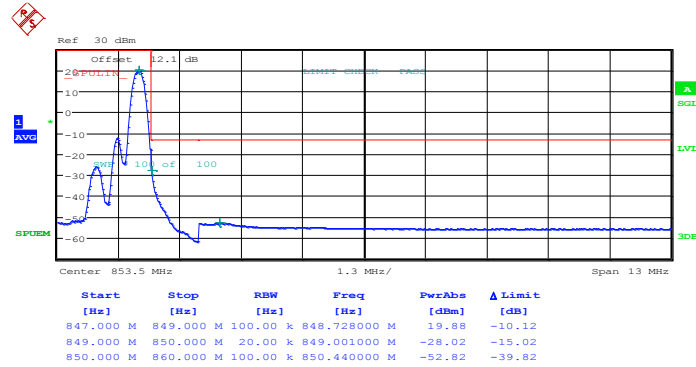


Date: 14.JUL.2014 23:17:50



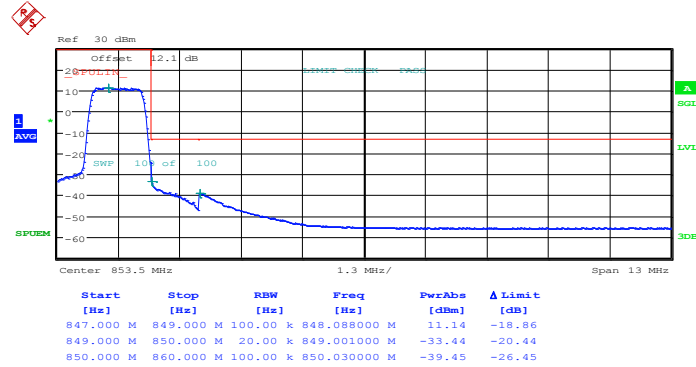


Higher Band Edge Plot for 16QAM -RB Size 1, RB Offset 5



Date: 14.JUL.2014 23:26:47

Higher Band Edge Plot for 16QAM -RB Size 6, RB Offset 0

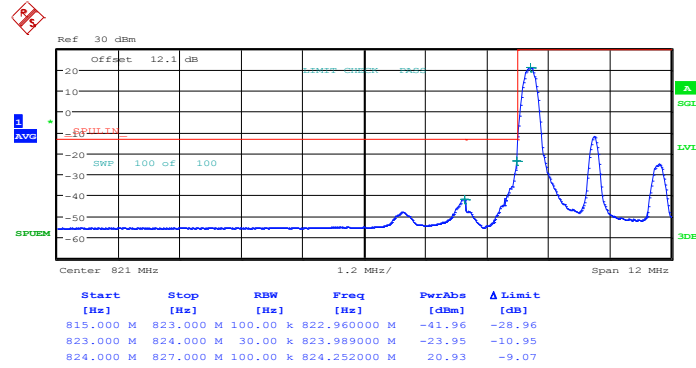


Date: 14.JUL.2014 23:25:16



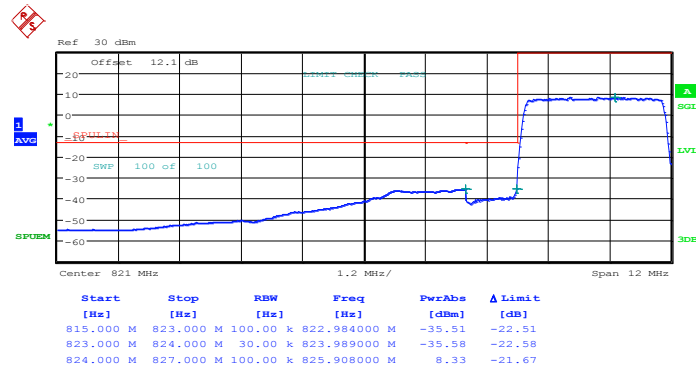
Band :	LTE Band 26	Band Width :	3MHz / QPSK
--------	-------------	--------------	-------------

Lower Band Edge Plot for QPSK-RB Size 1, RB Offset 0



Date: 14.JUL.2014 23:32:06

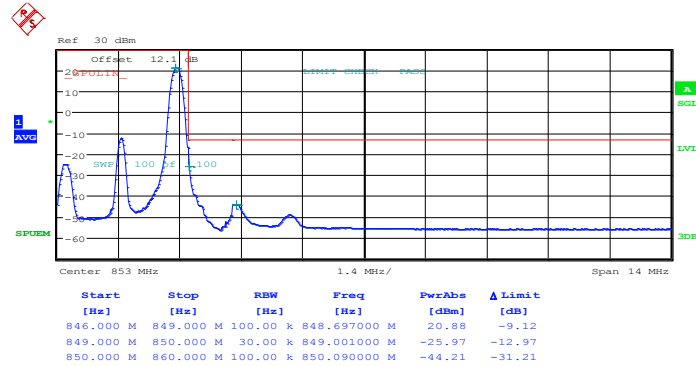
Lower Band Edge Plot for QPSK-RB Size 15, RB Offset 0



Date: 14.JUL.2014 23:33:36

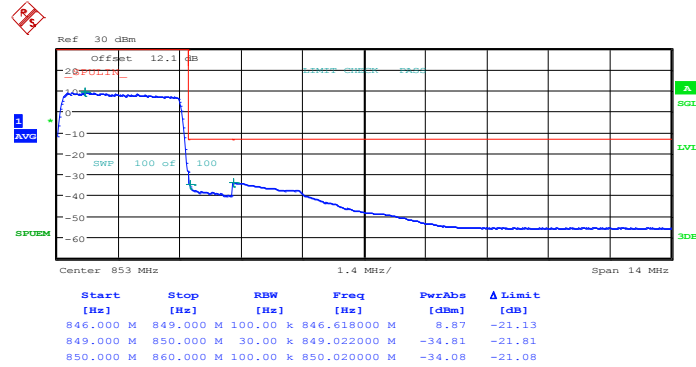


Higher Band Edge Plot for QPSK-RB Size 1, RB Offset 14



Date: 14.JUL.2014 23:41:02

Higher Band Edge Plot for QPSK-RB Size 15, RB Offset 0

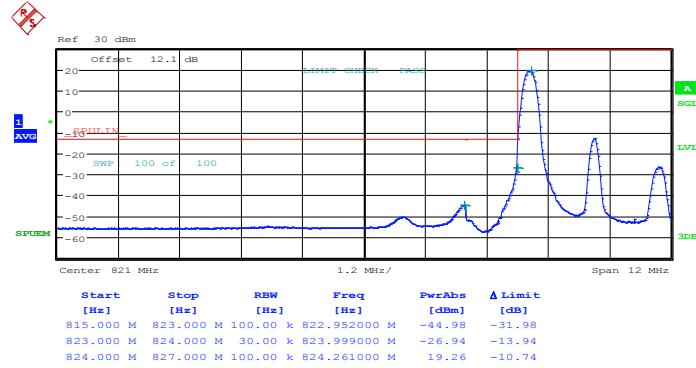


Date: 14.JUL.2014 23:42:33



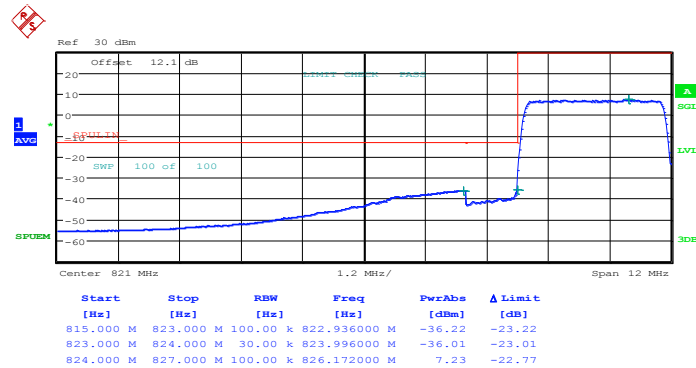
<b>Band :</b>	LTE Band 26	<b>Band Width :</b>	3MHz / 16QAM
---------------	-------------	---------------------	--------------

Lower Band Edge Plot for 16QAM -RB Size 1, RB Offset 0



Date: 14.JUL.2014 23:32:51

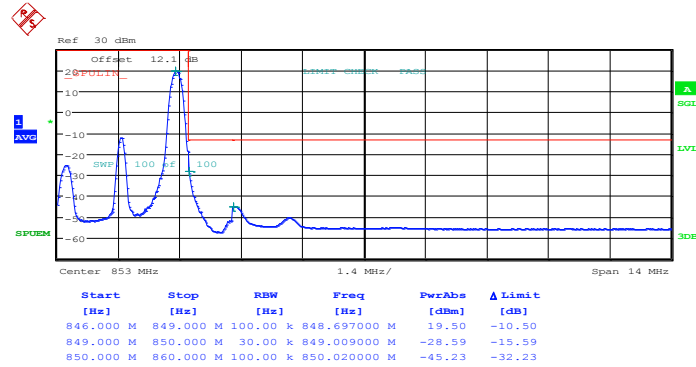
Lower Band Edge Plot for 16QAM -RB Size 15, RB Offset 0



Date: 14.JUL.2014 23:34:22

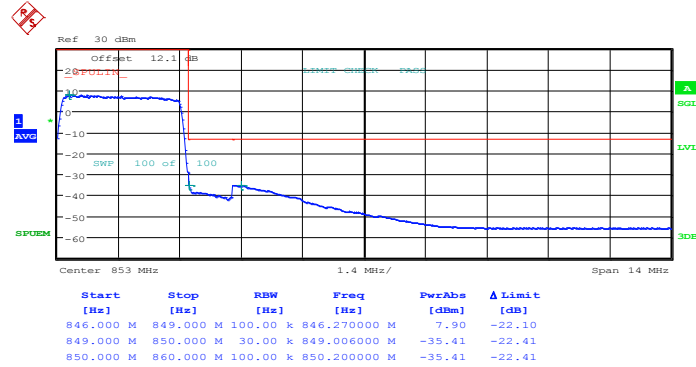


Higher Band Edge Plot for 16QAM -RB Size 1, RB Offset 14



Date: 14.JUL.2014 23:41:48

Higher Band Edge Plot for 16QAM -RB Size 15, RB Offset 0

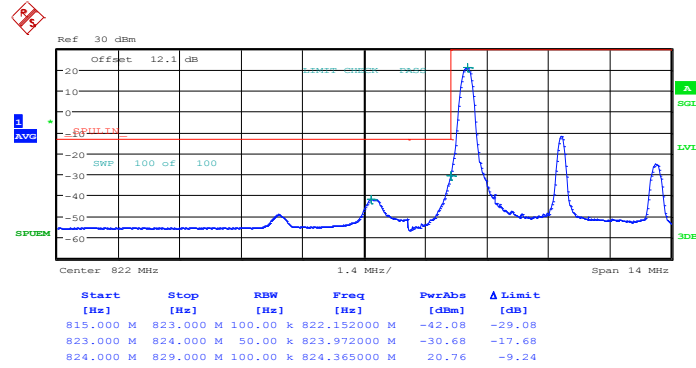


Date: 14.JUL.2014 23:43:19



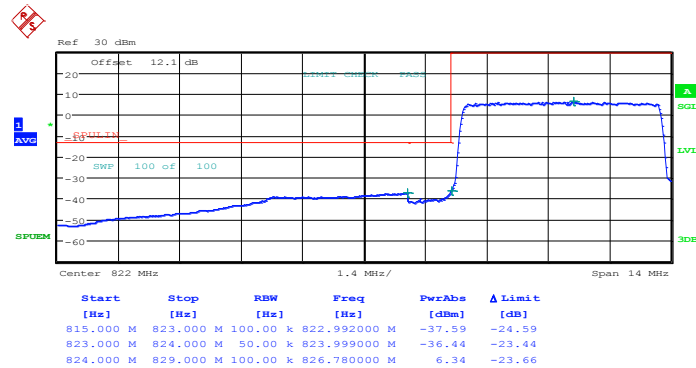
Band :	LTE Band 26	Band Width :	5MHz / QPSK
--------	-------------	--------------	-------------

Lower Band Edge Plot for QPSK-RB Size 1, RB Offset 0



Date: 14.JUL.2014 23:51:09

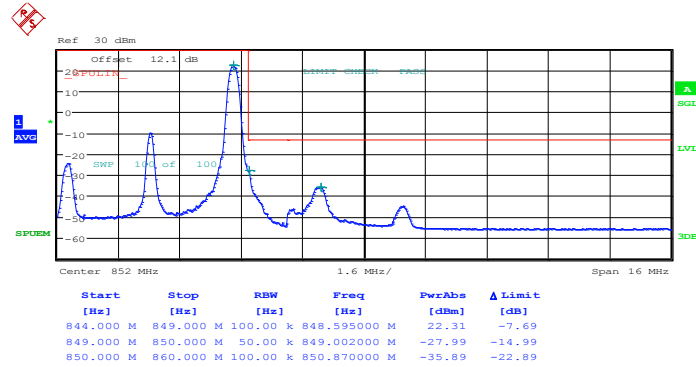
Lower Band Edge Plot for QPSK-RB Size 25, RB Offset 0



Date: 14.JUL.2014 23:52:40

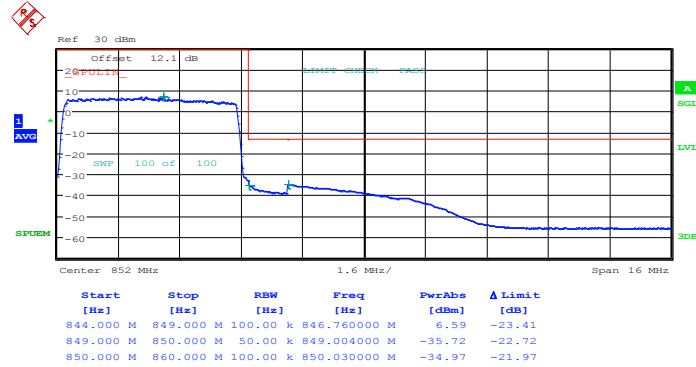


Higher Band Edge Plot for QPSK-RB Size 1, RB Offset 24



Date: 15.JUL.2014 00:00:07

Higher Band Edge Plot for QPSK-RB Size 25, RB Offset 0

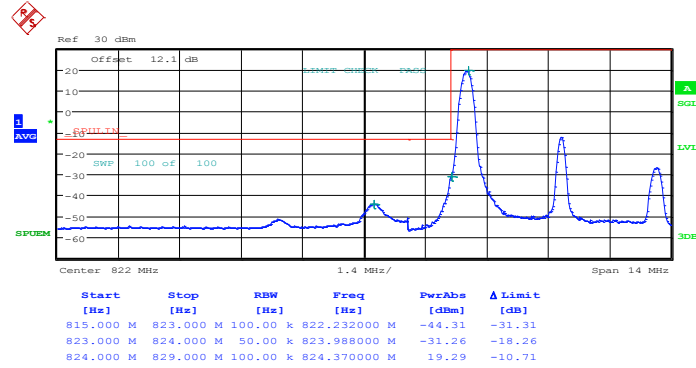


Date: 15.JUL.2014 00:06:10



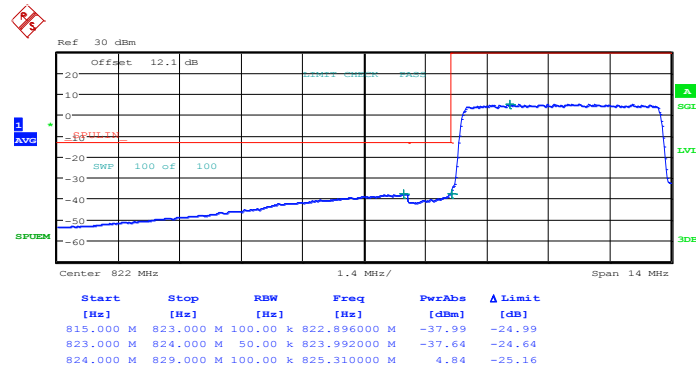
<b>Band :</b>	LTE Band 26	<b>Band Width :</b>	5MHz / 16QAM
---------------	-------------	---------------------	--------------

Lower Band Edge Plot for 16QAM -RB Size 1, RB Offset 0



Date: 14.JUL.2014 23:51:54

Lower Band Edge Plot for 16QAM -RB Size 25, RB Offset 0

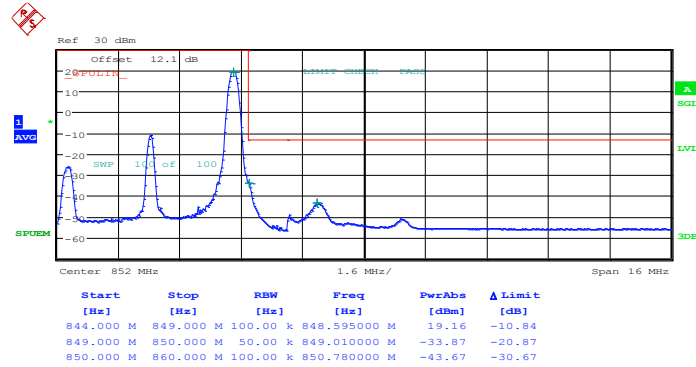


Date: 14.JUL.2014 23:53:25



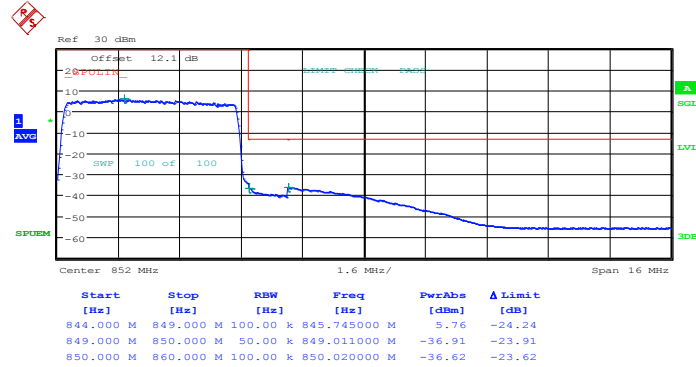


Higher Band Edge Plot for 16QAM -RB Size 1, RB Offset 24



Date: 15.JUL.2014 00:05:24

Higher Band Edge Plot for 16QAM -RB Size 25, RB Offset 0

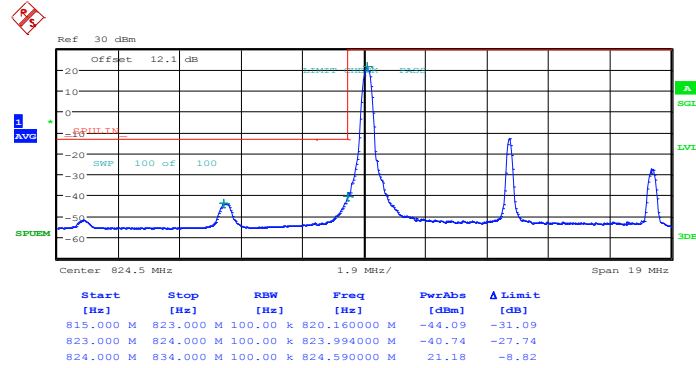


Date: 15.JUL.2014 00:06:55



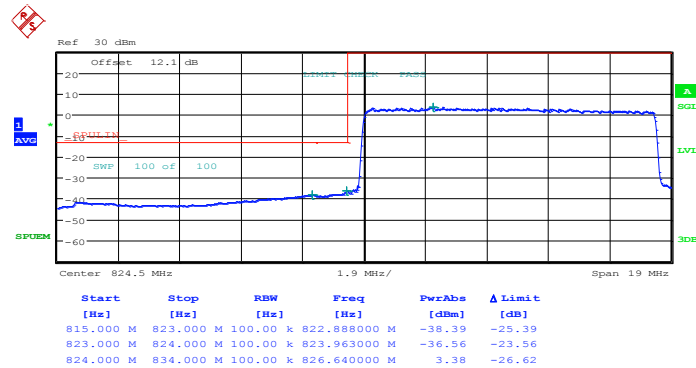
<b>Band :</b>	LTE Band 26	<b>Band Width :</b>	10MHz / QPSK
---------------	-------------	---------------------	--------------

Lower Band Edge Plot for QPSK-RB Size 1, RB Offset 0



Date: 15.JUL.2014 00:10:46

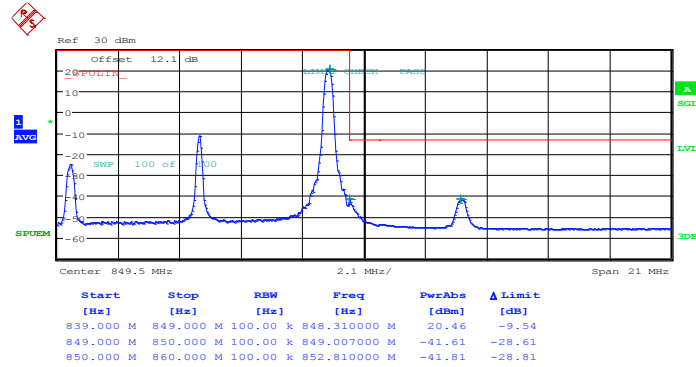
Lower Band Edge Plot for QPSK-RB Size 50, RB Offset 0



Date: 15.JUL.2014 00:12:20

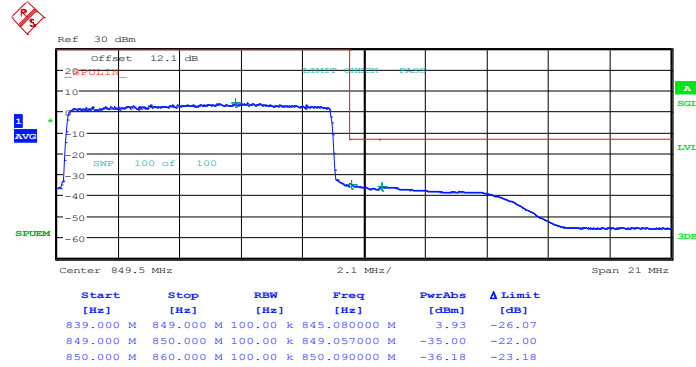


Higher Band Edge Plot for QPSK-RB Size 1, RB Offset 49



Date: 15.JUL.2014 00:22:58

Higher Band Edge Plot for QPSK-RB Size 50, RB Offset 0

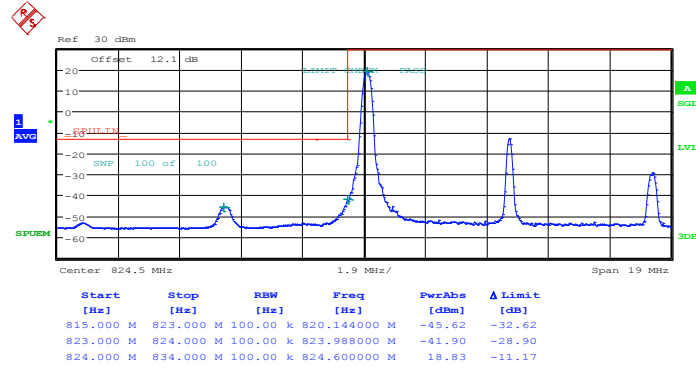


Date: 15.JUL.2014 00:24:34



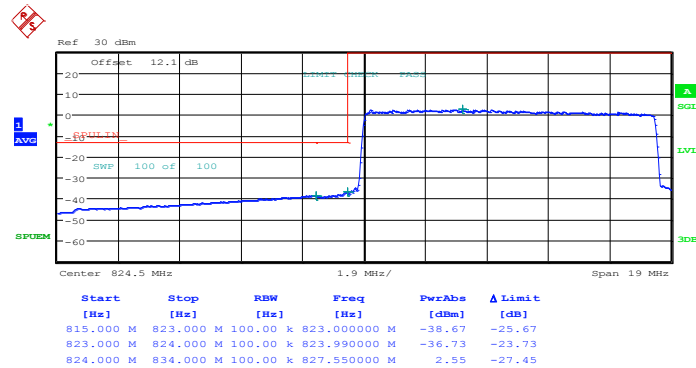
<b>Band :</b>	LTE Band 26	<b>Band Width :</b>	10MHz / 16QAM
---------------	-------------	---------------------	---------------

Lower Band Edge Plot for 16QAM -RB Size 1, RB Offset 0



Date: 15.JUL.2014 00:11:33

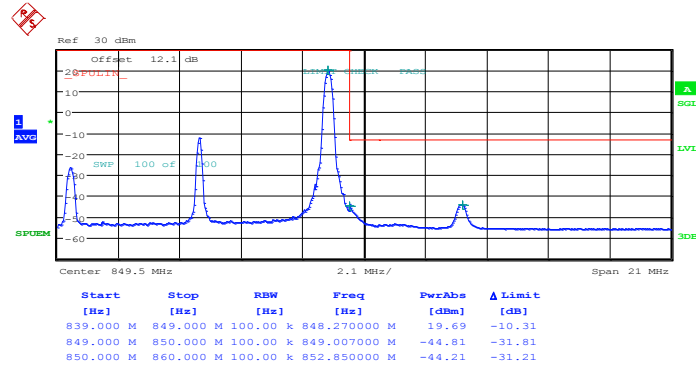
Lower Band Edge Plot for 16QAM -RB Size 50, RB Offset 0



Date: 15.JUL.2014 00:13:06

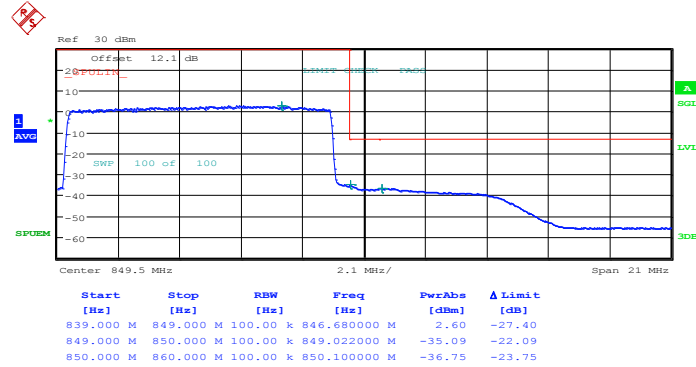


Higher Band Edge Plot for 16QAM -RB Size 1, RB Offset 49



Date: 15.JUL.2014 00:23:46

Higher Band Edge Plot for 16QAM -RB Size 50, RB Offset 0

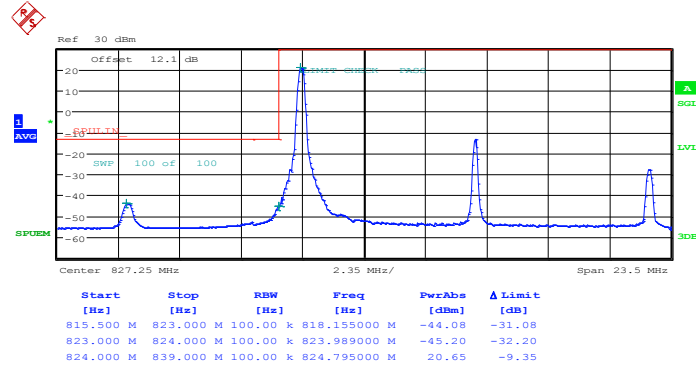


Date: 15.JUL.2014 00:25:23



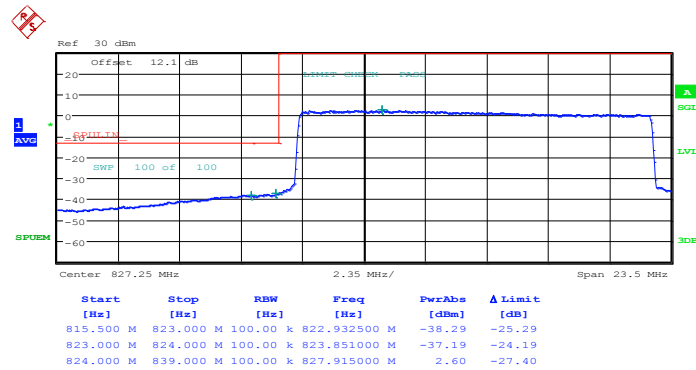
Band :	LTE Band 26	Band Width :	15MHz / QPSK
--------	-------------	--------------	--------------

Lower Band Edge Plot for QPSK-RB Size 1, RB Offset 0



Date: 15.JUL.2014 01:41:13

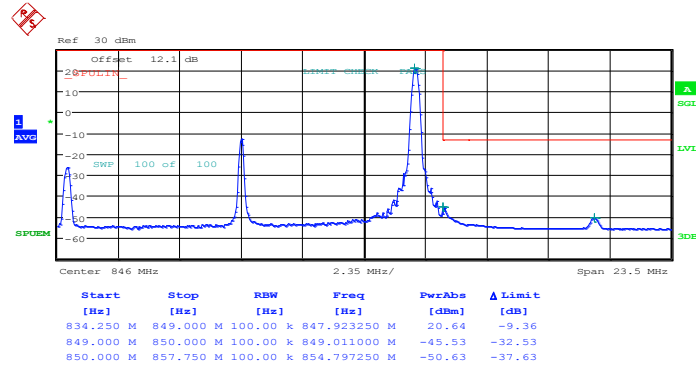
Lower Band Edge Plot for QPSK-RB Size 75, RB Offset 0



Date: 15.JUL.2014 01:40:16

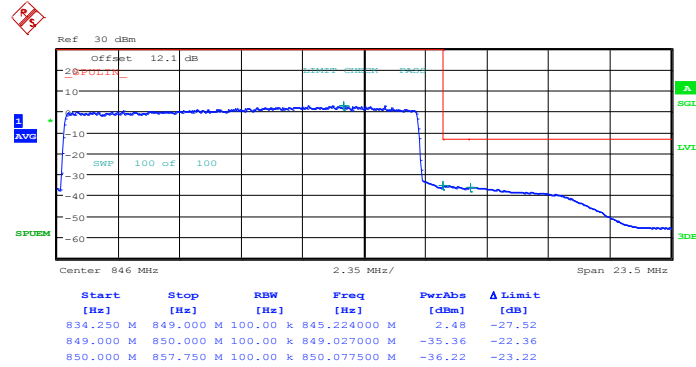


Higher Band Edge Plot for QPSK-RB Size 1, RB Offset 74



Date: 15.JUL.2014 01:51:03

Higher Band Edge Plot for QPSK-RB Size 75, RB Offset 0

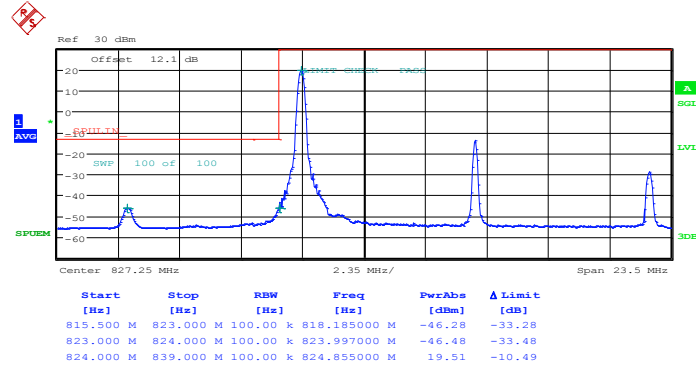


Date: 15.JUL.2014 01:50:08



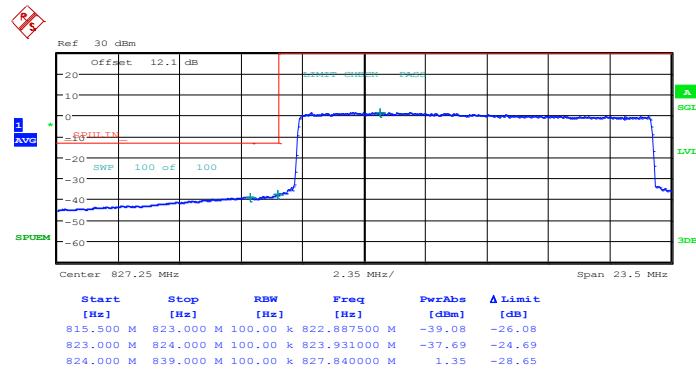
<b>Band :</b>	LTE Band 26	<b>Band Width :</b>	15MHz / 16QAM
---------------	-------------	---------------------	---------------

Lower Band Edge Plot for 16QAM-RB Size 1, RB Offset 0



Date: 15.JUL.2014 01:42:30

Lower Band Edge Plot for 16QAM-RB Size 75, RB Offset 0

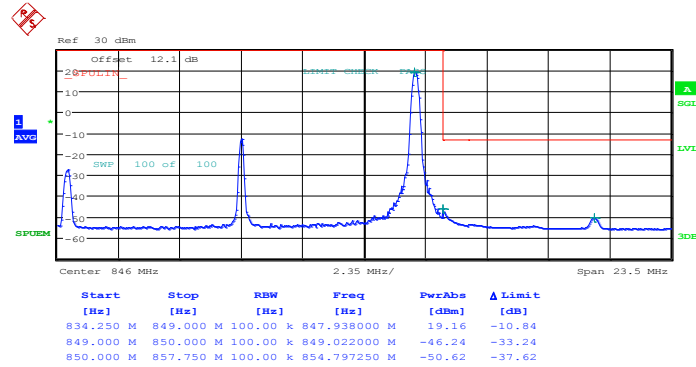


Date: 15.JUL.2014 01:39:21



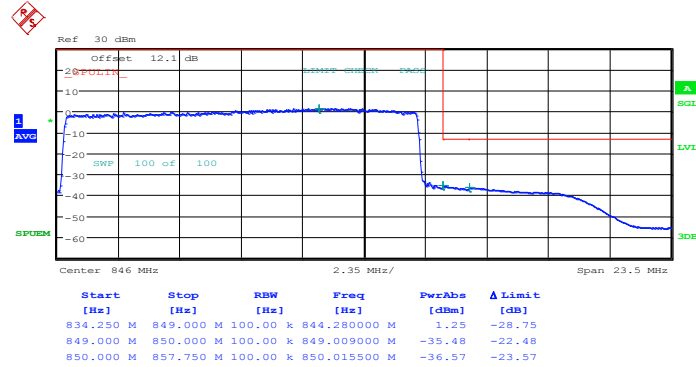


Higher Band Edge Plot for 16QAM-RB Size 1, RB Offset 74



Date: 15.JUL.2014 01:51:44

Higher Band Edge Plot for 16QAM-RB Size 75, RB Offset 0

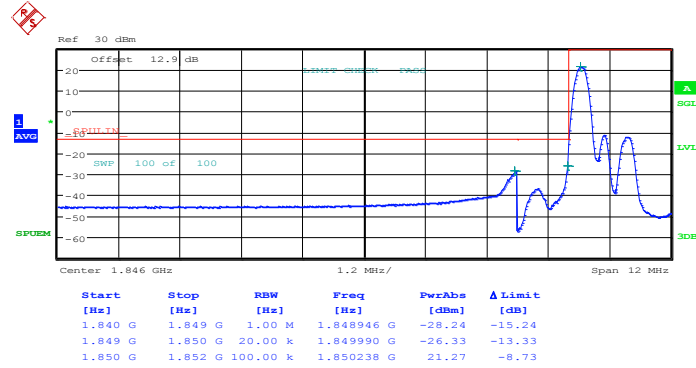


Date: 15.JUL.2014 01:49:22



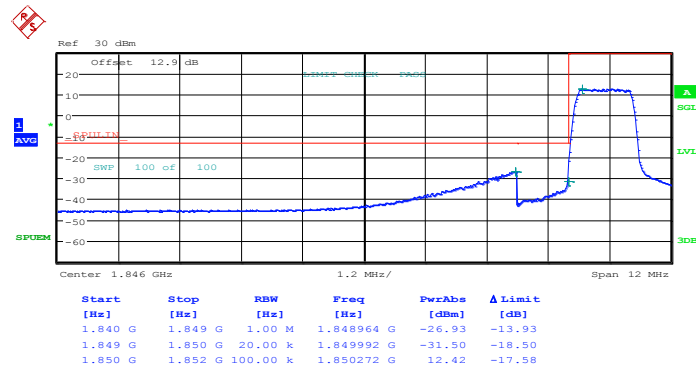
<b>Band :</b>	LTE Band 2	<b>Band Width :</b>	1.4MHz / QPSK
---------------	------------	---------------------	---------------

Lower Band Edge Plot for QPSK-RB Size 1, RB Offset 0



Date: 18.JUN.2014 23:14:05

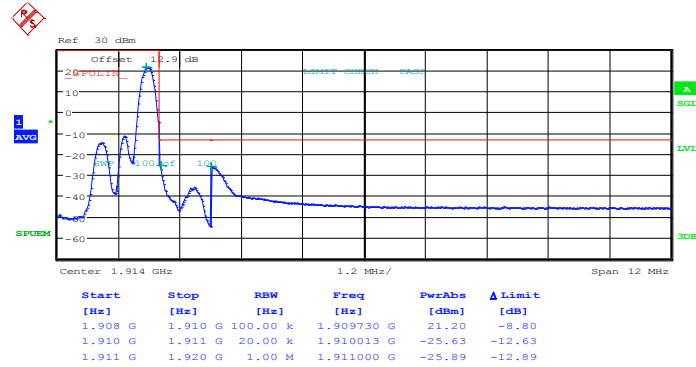
Lower Band Edge Plot for QPSK-RB Size 6, RB Offset 0



Date: 18.JUN.2014 23:15:44

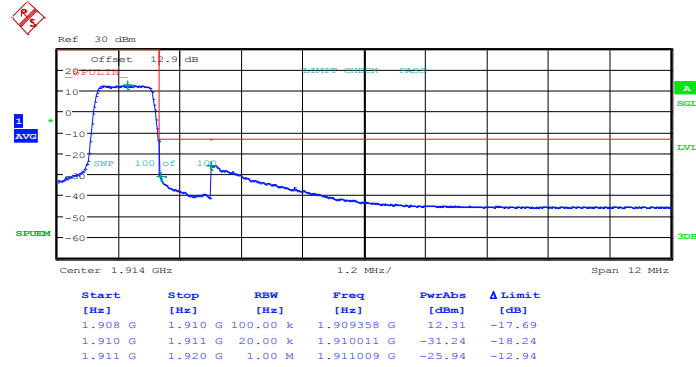


Higher Band Edge Plot for QPSK-RB Size 1, RB Offset 5



Date: 18.JUN.2014 23:24:03

Higher Band Edge Plot for QPSK-RB Size 6, RB Offset 0

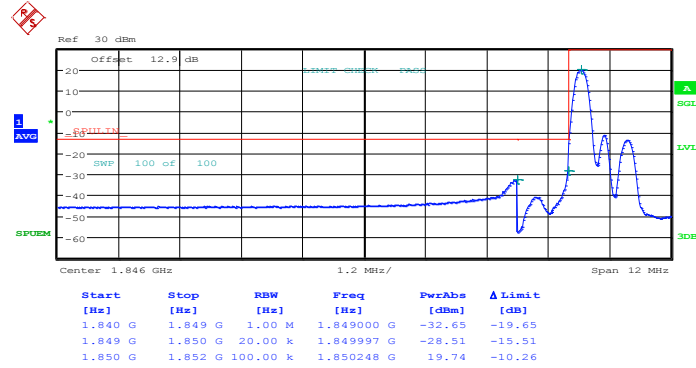


Date: 18.JUN.2014 23:25:42



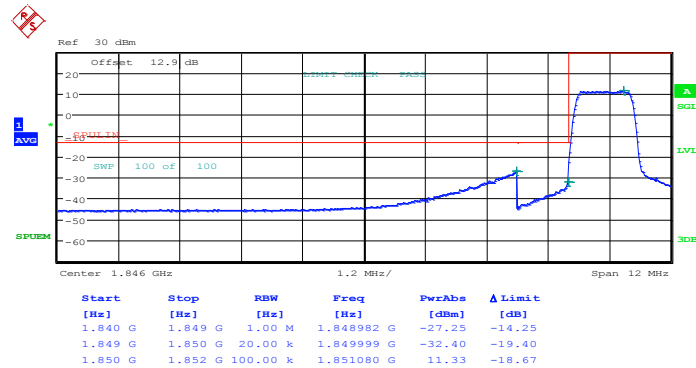
<b>Band :</b>	LTE Band 2	<b>Band Width :</b>	1.4MHz / 16QAM
---------------	------------	---------------------	----------------

Lower Band Edge Plot for 16QAM -RB Size 1, RB Offset 0



Date: 18.JUN.2014 23:14:55

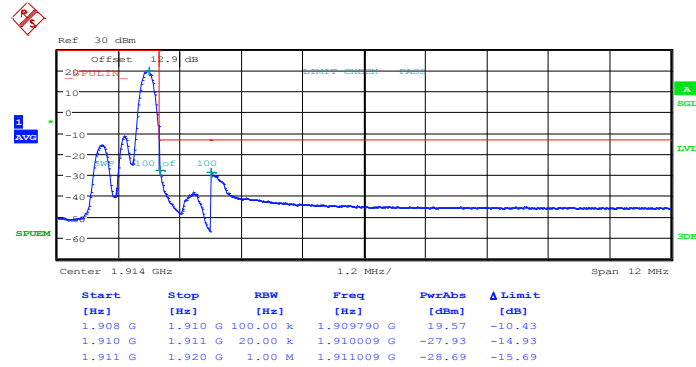
Lower Band Edge Plot for 16QAM -RB Size 6, RB Offset 0



Date: 18.JUN.2014 23:16:34

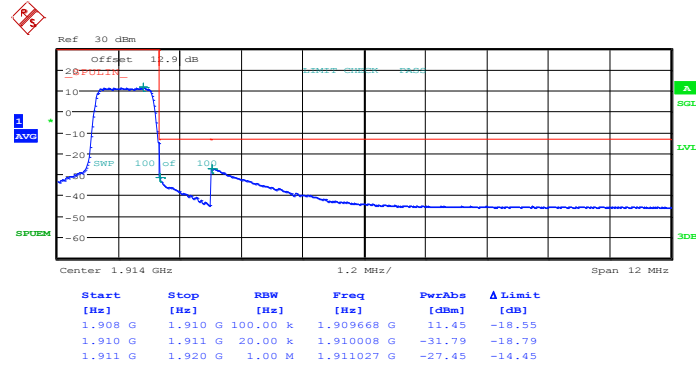


Higher Band Edge Plot for 16QAM -RB Size 1, RB Offset 5



Date: 18.JUN.2014 23:24:52

Higher Band Edge Plot for 16QAM -RB Size 6, RB Offset 0

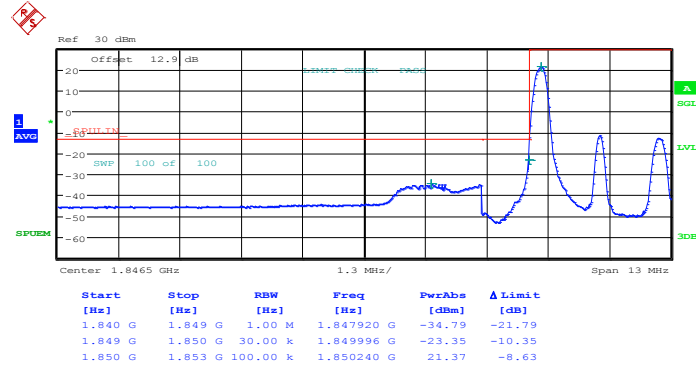


Date: 18.JUN.2014 23:27:26



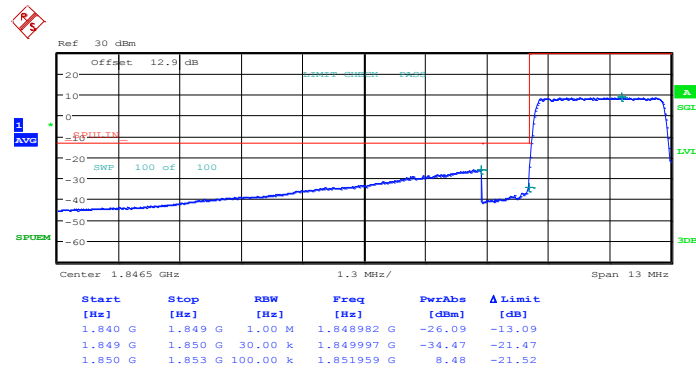
<b>Band :</b>	LTE Band 2	<b>Band Width :</b>	3MHz / QPSK
---------------	------------	---------------------	-------------

Lower Band Edge Plot for QPSK-RB Size 1, RB Offset 0



Date: 18.JUN.2014 23:32:41

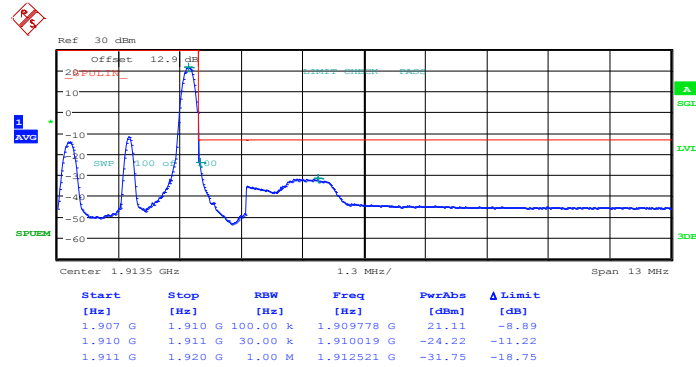
Lower Band Edge Plot for QPSK-RB Size 15, RB Offset 0



Date: 18.JUN.2014 23:34:20

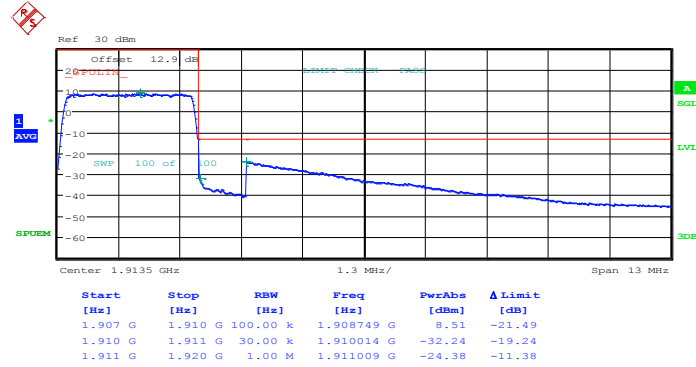


Higher Band Edge Plot for QPSK-RB Size 1, RB Offset 14



Date: 18.JUN.2014 23:44:35

Higher Band Edge Plot for QPSK-RB Size 15, RB Offset 0

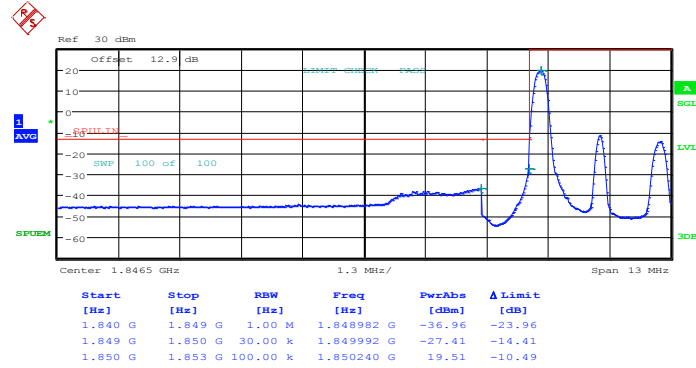


Date: 18.JUN.2014 23:46:14



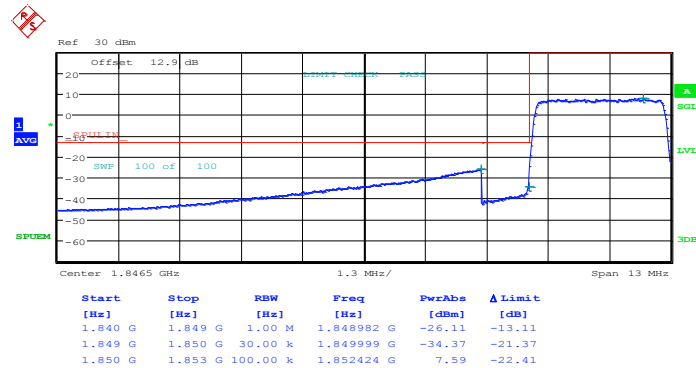
<b>Band :</b>	LTE Band 2	<b>Band Width :</b>	3MHz / 16QAM
---------------	------------	---------------------	--------------

Lower Band Edge Plot for 16QAM -RB Size 1, RB Offset 0



Date: 18.JUN.2014 23:33:31

Lower Band Edge Plot for 16QAM -RB Size 15, RB Offset 0

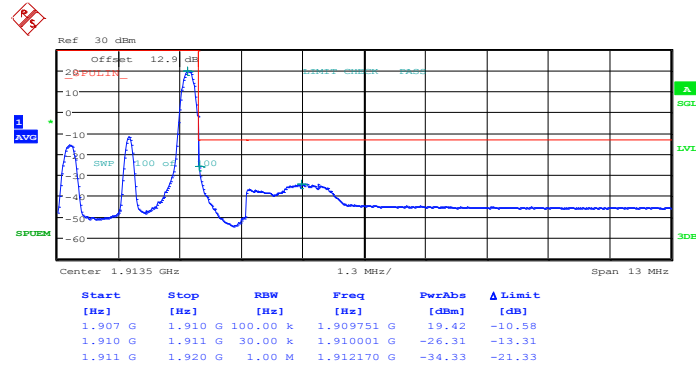


Date: 18.JUN.2014 23:35:10



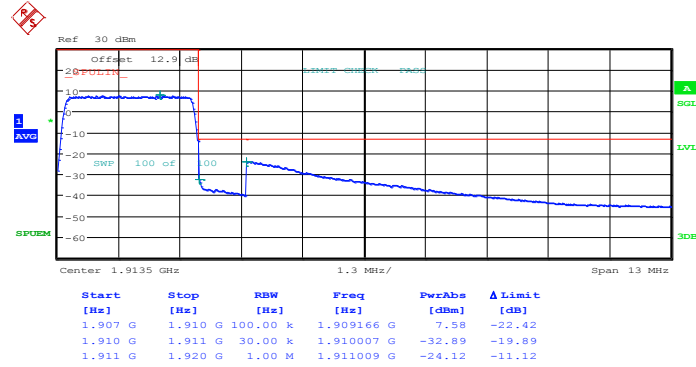


Higher Band Edge Plot for 16QAM -RB Size 1, RB Offset 14



Date: 18.JUN.2014 23:45:24

Higher Band Edge Plot for 16QAM -RB Size 15, RB Offset 0

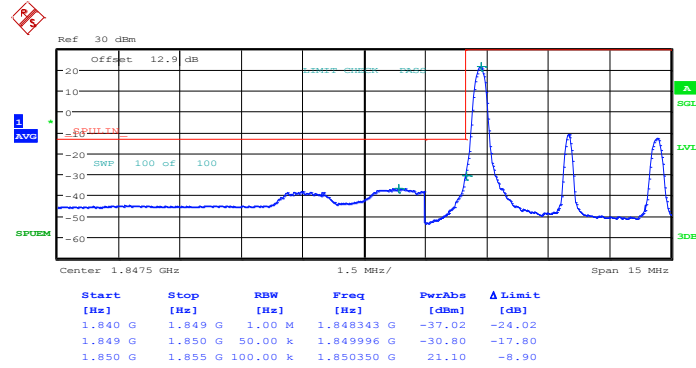


Date: 18.JUN.2014 23:47:03



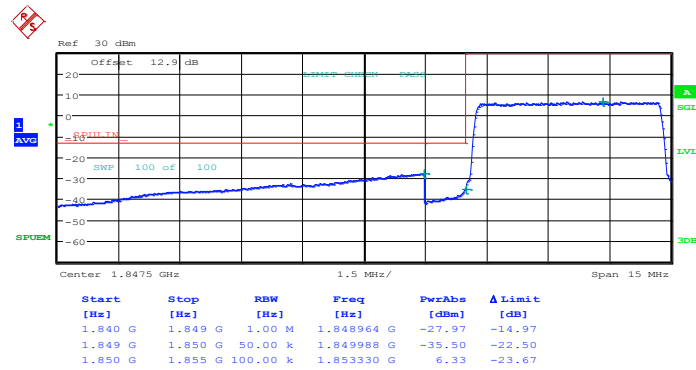
<b>Band :</b>	LTE Band 2	<b>Band Width :</b>	5MHz / QPSK
---------------	------------	---------------------	-------------

Lower Band Edge Plot for QPSK-RB Size 1, RB Offset 0



Date: 18.JUN.2014 23:51:17

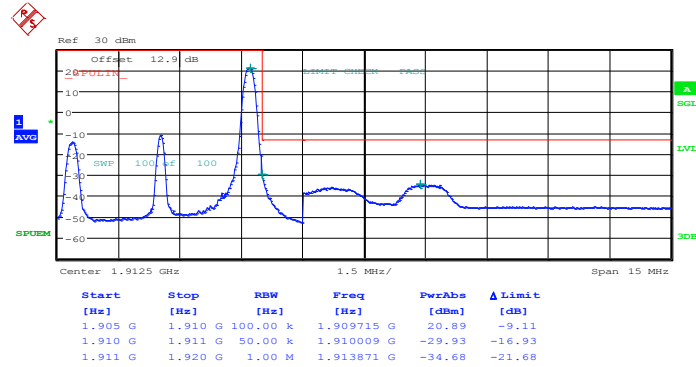
Lower Band Edge Plot for QPSK-RB Size 25, RB Offset 0



Date: 18.JUN.2014 23:52:56

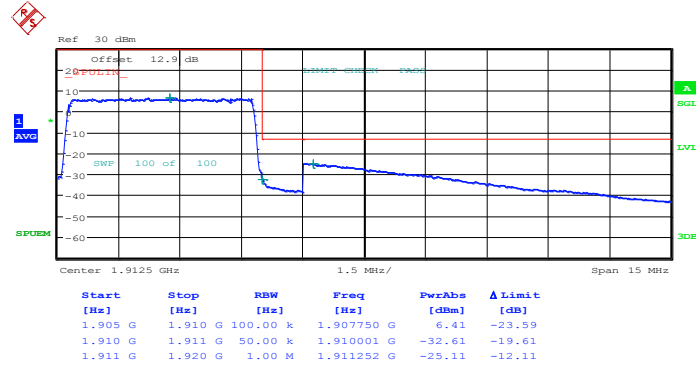


Higher Band Edge Plot for QPSK-RB Size 1, RB Offset 24



Date: 19.JUN.2014 00:01:31

Higher Band Edge Plot for QPSK-RB Size 25, RB Offset 0

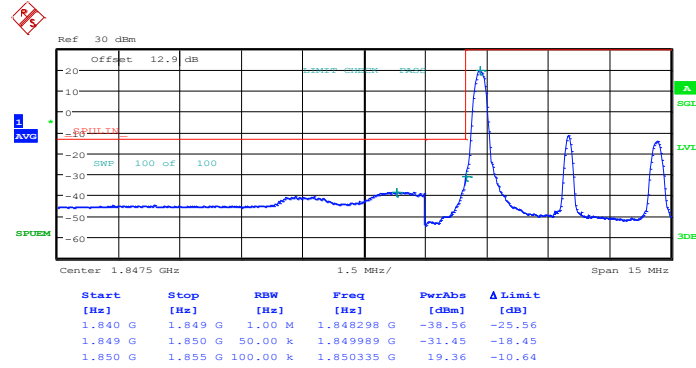


Date: 19.JUN.2014 00:03:11



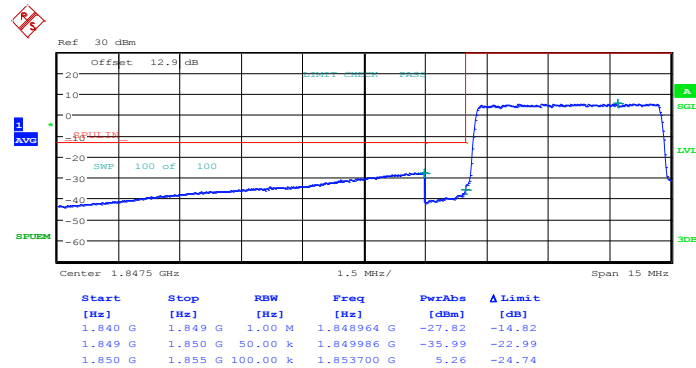
<b>Band :</b>	LTE Band 2	<b>Band Width :</b>	5MHz / 16QAM
---------------	------------	---------------------	--------------

Lower Band Edge Plot for 16QAM-RB Size 1, RB Offset 0



Date: 18.JUN.2014 23:52:07

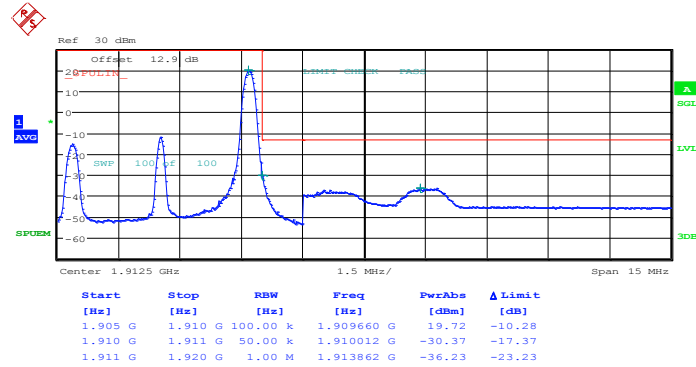
Lower Band Edge Plot for 16QAM-RB Size 25, RB Offset 0



Date: 18.JUN.2014 23:53:46

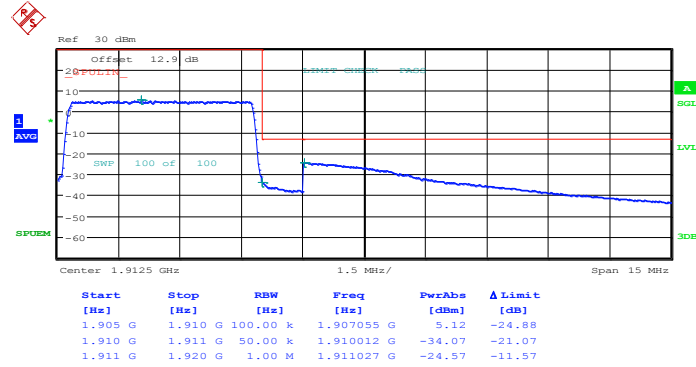


Higher Band Edge Plot for 16QAM-RB Size 1, RB Offset 24



Date: 19.JUN.2014 00:02:21

Higher Band Edge Plot for 16QAM-RB Size 25, RB Offset 0

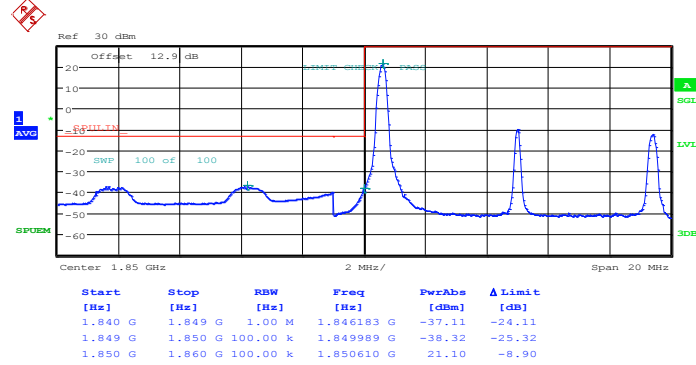


Date: 19.JUN.2014 00:04:00



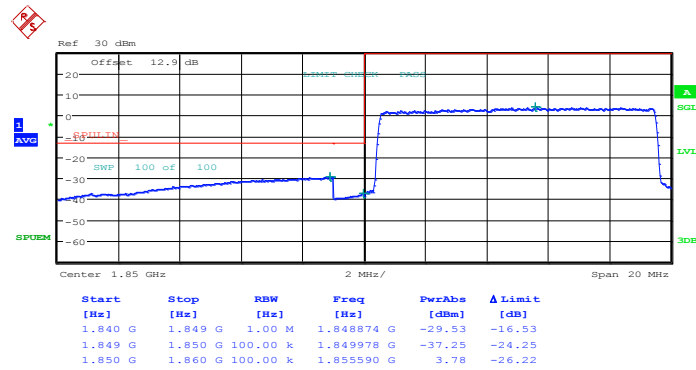
Band :	LTE Band 2	Band Width :	10MHz / QPSK
--------	------------	--------------	--------------

Lower Band Edge Plot for QPSK-RB Size 1, RB Offset 0



Date: 19.JUN.2014 00:08:14

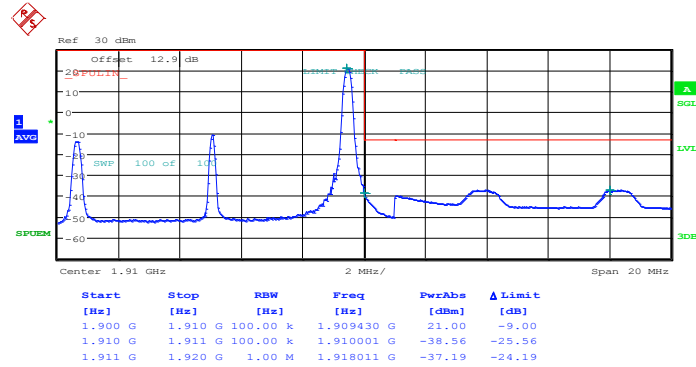
Lower Band Edge Plot for QPSK-RB Size 50, RB Offset 0



Date: 19.JUN.2014 00:09:53

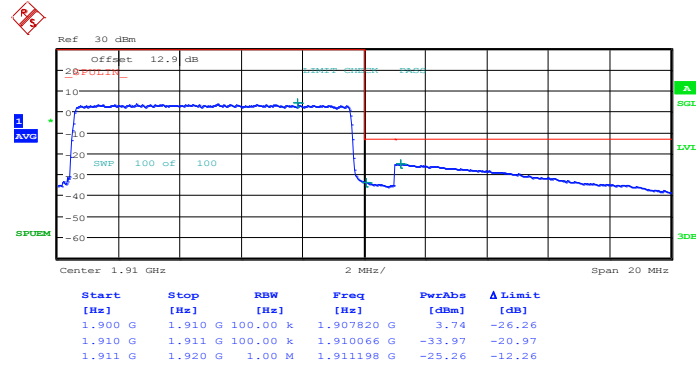


Higher Band Edge Plot for QPSK-RB Size 1, RB Offset 49



Date: 19.JUN.2014 00:20:51

Higher Band Edge Plot for QPSK-RB Size 50, RB Offset 0

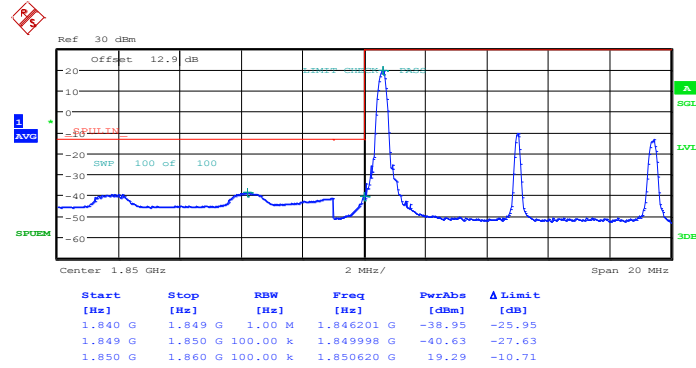


Date: 19.JUN.2014 00:22:30



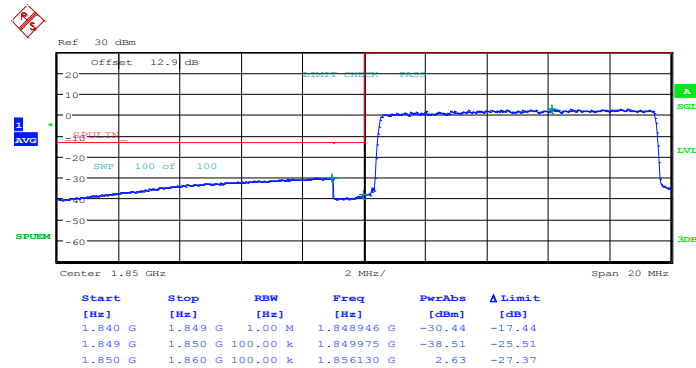
<b>Band :</b>	LTE Band 2	<b>Band Width :</b>	10MHz / 16QAM
---------------	------------	---------------------	---------------

Lower Band Edge Plot for 16QAM-RB Size 1, RB Offset 0



Date: 19.JUN.2014 00:09:03

Lower Band Edge Plot for 16QAM-RB Size 50, RB Offset 0

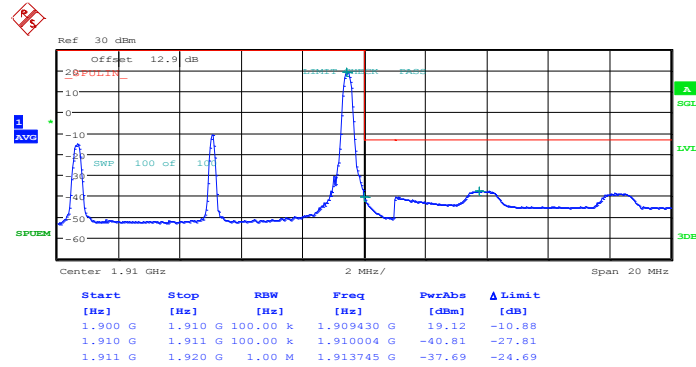


Date: 19.JUN.2014 00:10:42



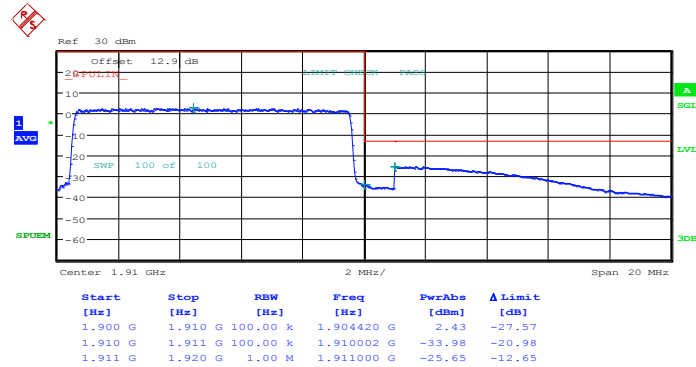


Higher Band Edge Plot for 16QAM-RB Size 1, RB Offset 49



Date: 19.JUN.2014 00:21:40

Higher Band Edge Plot for 16QAM-RB Size 50, RB Offset 0

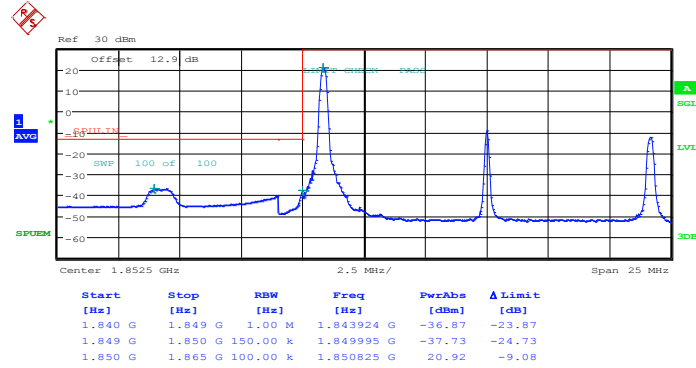


Date: 19.JUN.2014 00:23:19



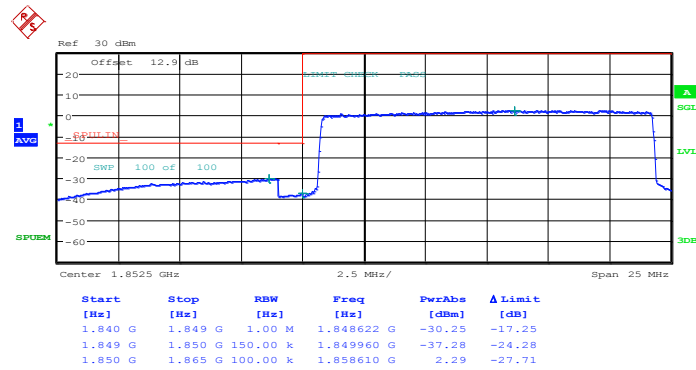
<b>Band :</b>	LTE Band 2	<b>Band Width :</b>	15MHz / QPSK
---------------	------------	---------------------	--------------

Lower Band Edge Plot for QPSK-RB Size 1, RB Offset 0



Date: 19.JUN.2014 00:34:41

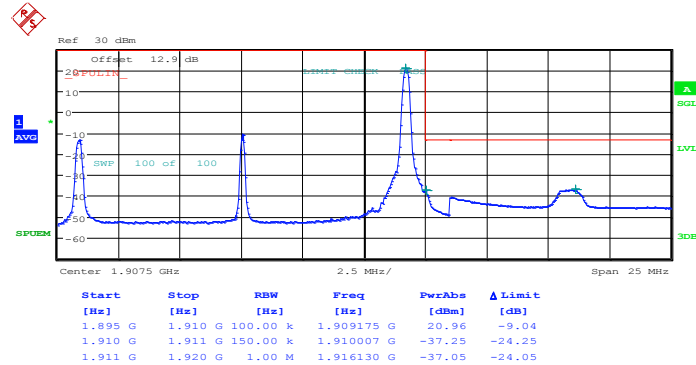
Lower Band Edge Plot for QPSK-RB Size 75, RB Offset 0



Date: 19.JUN.2014 00:36:20

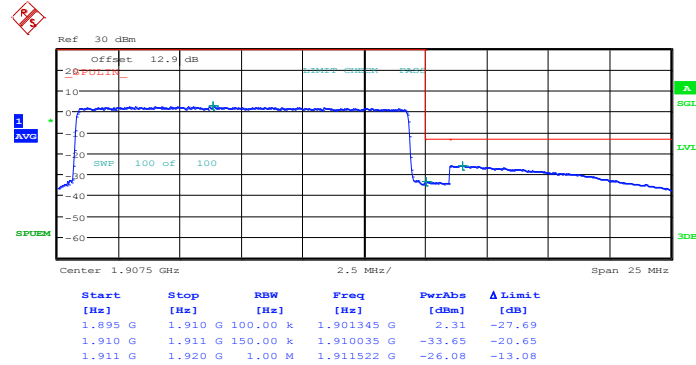


Higher Band Edge Plot for QPSK-RB Size 1, RB Offset 74



Date: 19.JUN.2014 00:44:46

Higher Band Edge Plot for QPSK-RB Size 75, RB Offset 0

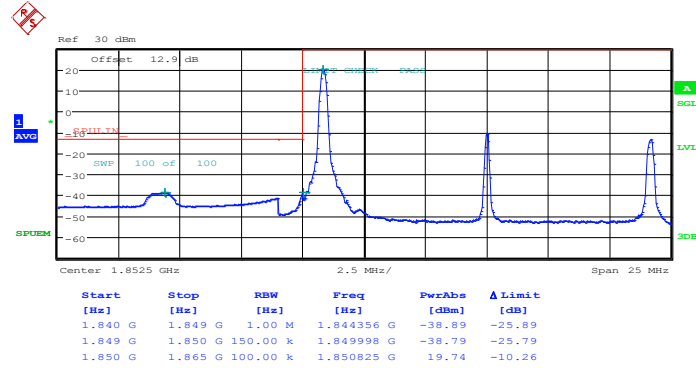


Date: 19.JUN.2014 00:46:26



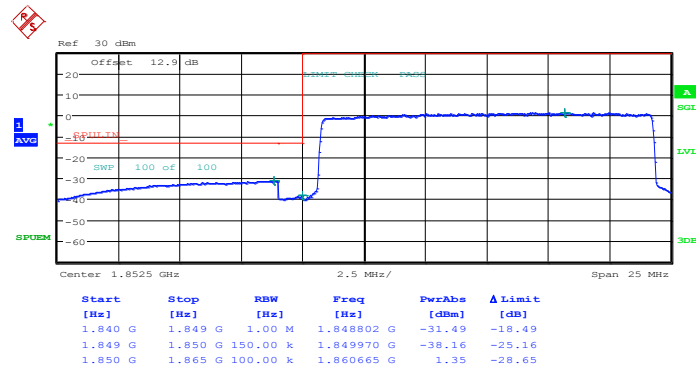
Band :	LTE Band 2	Band Width :	15MHz / 16QAM
--------	------------	--------------	---------------

Lower Band Edge Plot for 16QAM-RB Size 1, RB Offset 0



Date: 19.JUN.2014 00:35:31

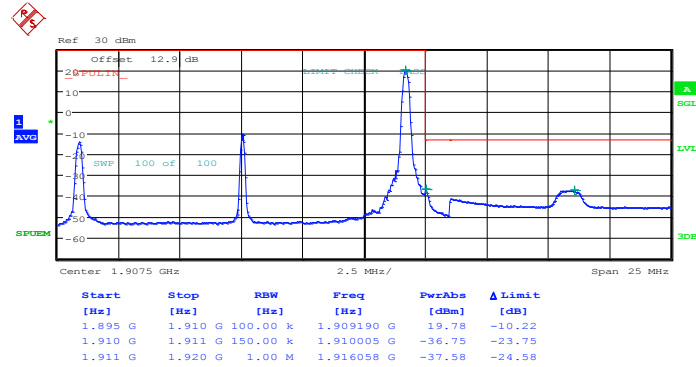
Lower Band Edge Plot for 16QAM-RB Size 75, RB Offset 0



Date: 19.JUN.2014 00:37:10

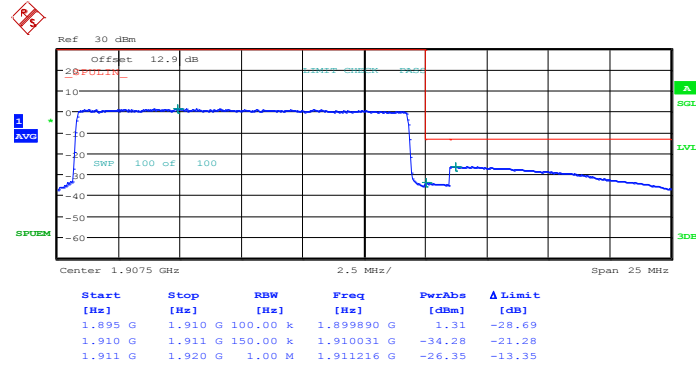


Higher Band Edge Plot for 16QAM-RB Size 1, RB Offset 74



Date: 19.JUN.2014 00:45:36

Higher Band Edge Plot for 16QAM-RB Size 75, RB Offset 0

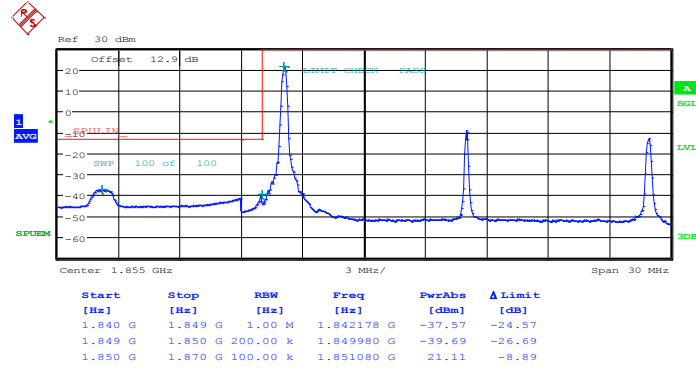


Date: 19.JUN.2014 00:47:15



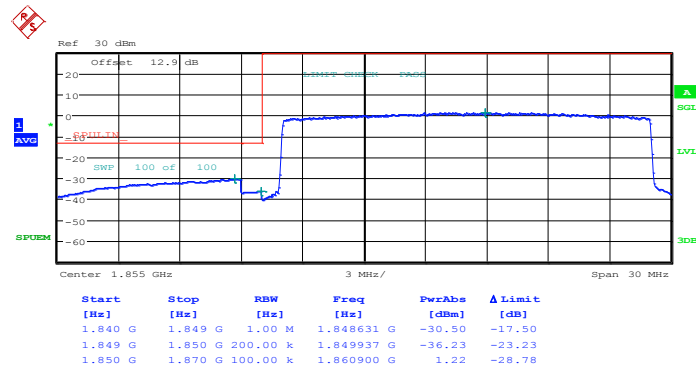
<b>Band :</b>	LTE Band 2	<b>Band Width :</b>	20MHz / QPSK
---------------	------------	---------------------	--------------

Lower Band Edge Plot for QPSK-RB Size 1, RB Offset 0



Date: 19.JUN.2014 00:51:29

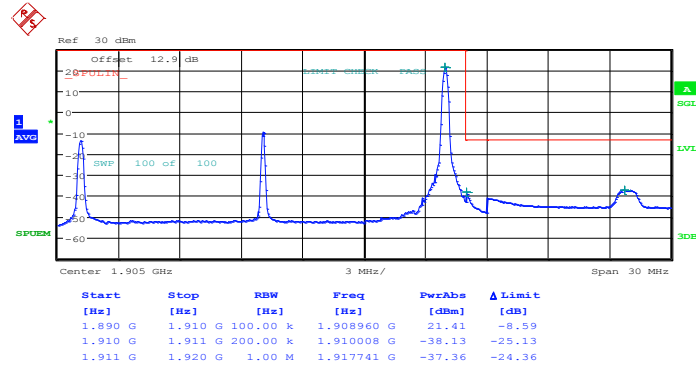
Lower Band Edge Plot for QPSK-RB Size 100, RB Offset 0



Date: 19.JUN.2014 00:53:08

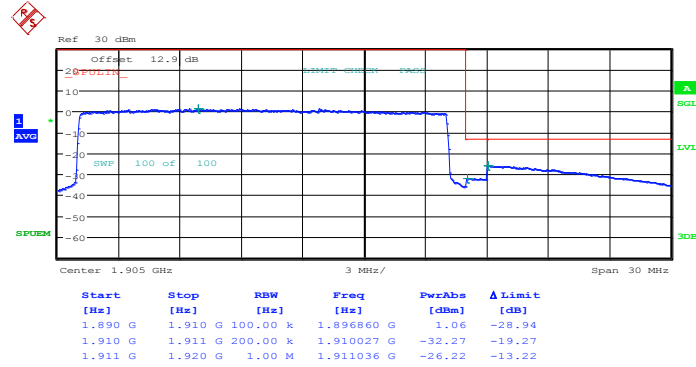


Higher Band Edge Plot for QPSK-RB Size 1, RB Offset 99



Date: 19.JUN.2014 01:03:13

Higher Band Edge Plot for QPSK-RB Size 100, RB Offset 0

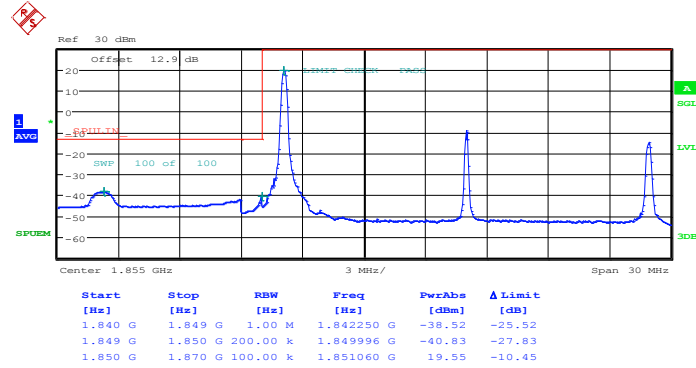


Date: 19.JUN.2014 01:04:53



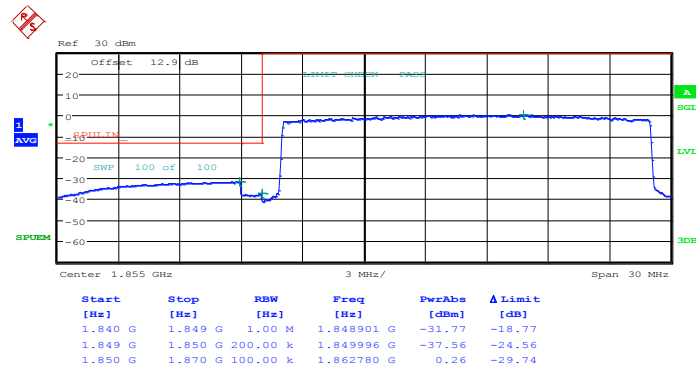
<b>Band :</b>	LTE Band 2	<b>Band Width :</b>	20MHz / 16QAM
---------------	------------	---------------------	---------------

Lower Band Edge Plot for 16QAM-RB Size 1, RB Offset 0



Date: 19.JUN.2014 00:52:19

Lower Band Edge Plot for 16QAM-RB Size 100, RB Offset 0

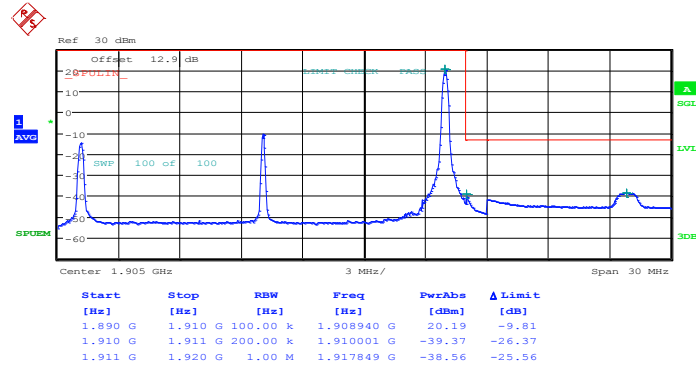


Date: 19.JUN.2014 00:53:58



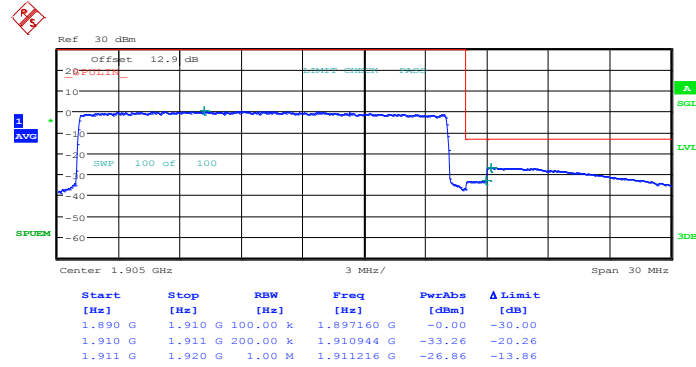


Higher Band Edge Plot for 16QAM-RB Size 1, RB Offset 99



Date: 19.JUN.2014 01:04:03

Higher Band Edge Plot for 16QAM-RB Size 100, RB Offset 0

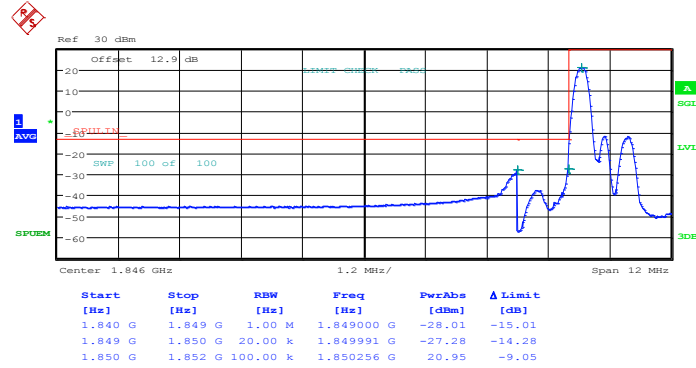


Date: 19.JUN.2014 01:05:42



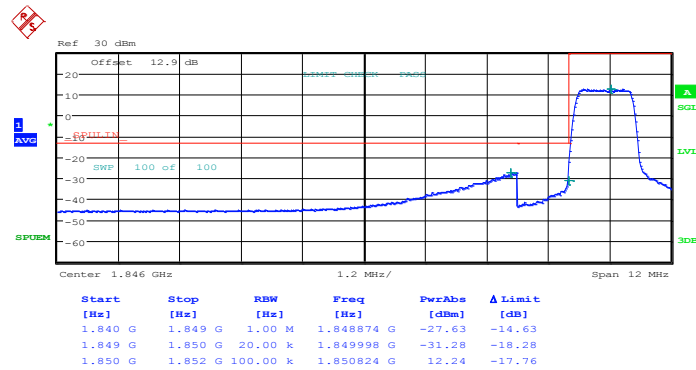
<b>Band :</b>	LTE Band 25	<b>Band Width :</b>	1.4MHz / QPSK
---------------	-------------	---------------------	---------------

Lower Band Edge Plot for QPSK-RB Size 1, RB Offset 0



Date: 14.JUL.2014 22:00:06

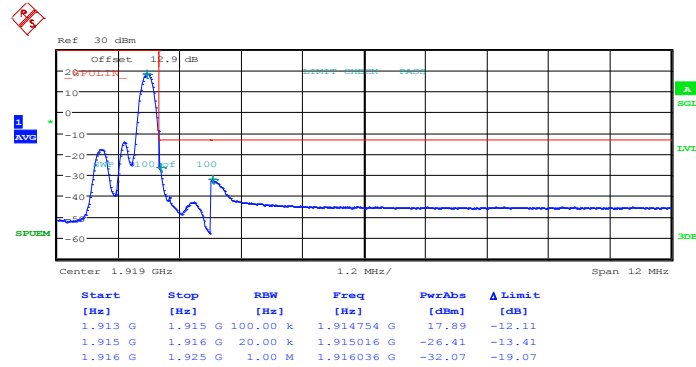
Lower Band Edge Plot for QPSK-RB Size 6, RB Offset 0



Date: 14.JUL.2014 22:01:37

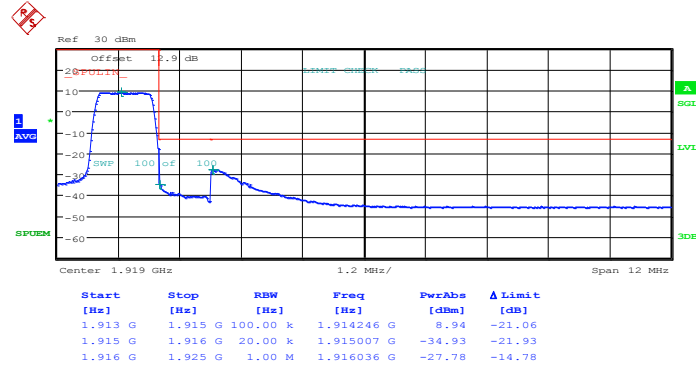


Higher Band Edge Plot for QPSK-RB Size 1, RB Offset 5



Date: 19.JUN.2014 22:32:04

Higher Band Edge Plot for QPSK-RB Size 6, RB Offset 0

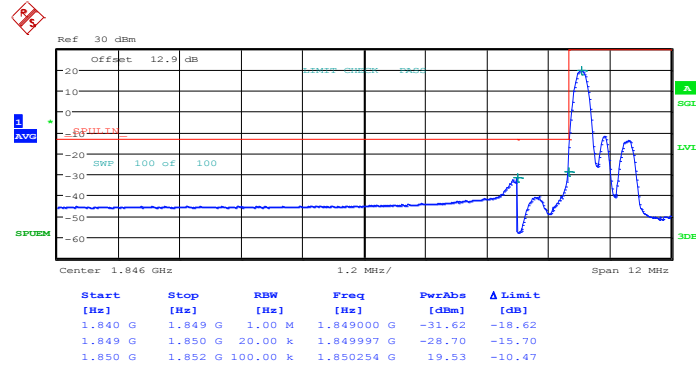


Date: 19.JUN.2014 22:33:43



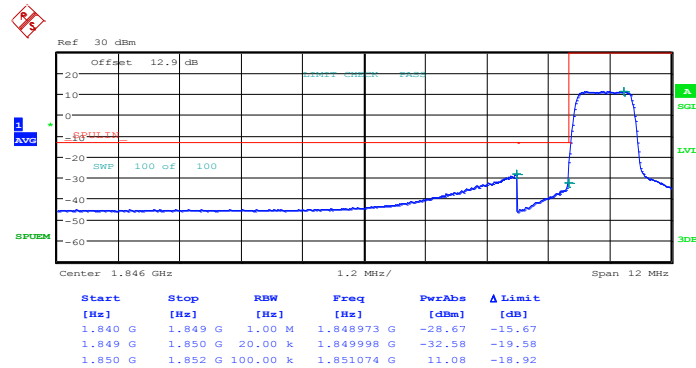
Band :	LTE Band 25	Band Width :	1.4MHz / 16QAM
--------	-------------	--------------	----------------

Lower Band Edge Plot for 16QAM -RB Size 1, RB Offset 0



Date: 14.JUL.2014 22:00:51

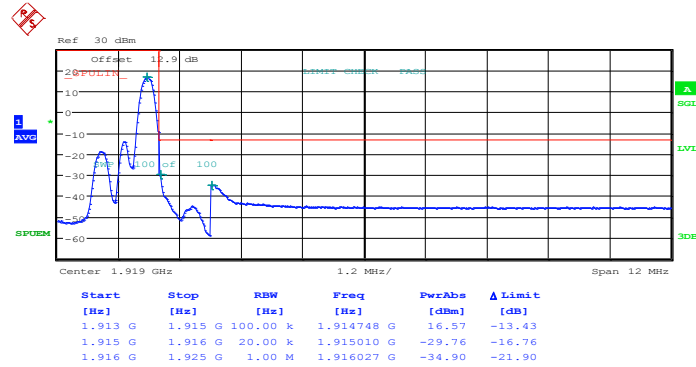
Lower Band Edge Plot for 16QAM -RB Size 6, RB Offset 0



Date: 14.JUL.2014 22:02:22

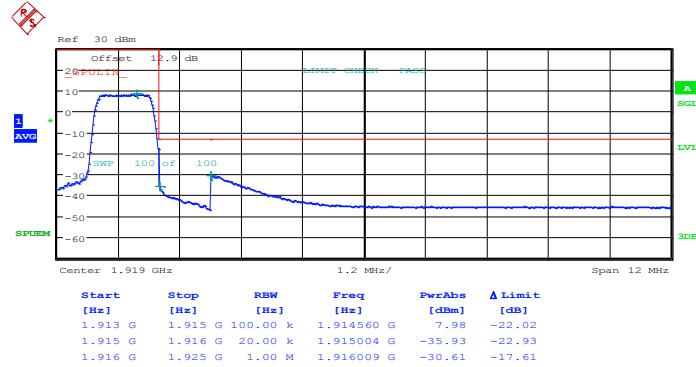


Higher Band Edge Plot for 16QAM -RB Size 1, RB Offset 5



Date: 19.JUN.2014 22:32:53

Higher Band Edge Plot for 16QAM -RB Size 6, RB Offset 0

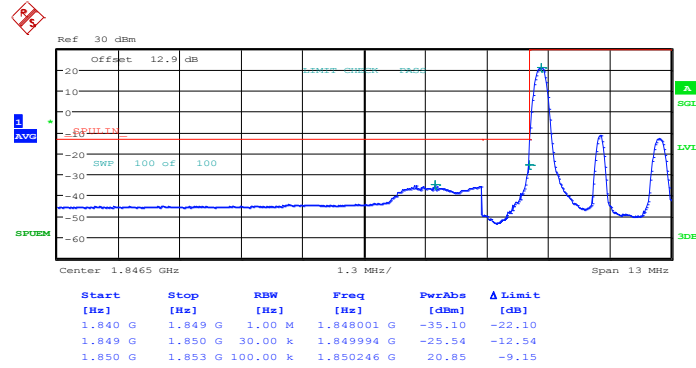


Date: 19.JUN.2014 22:34:32



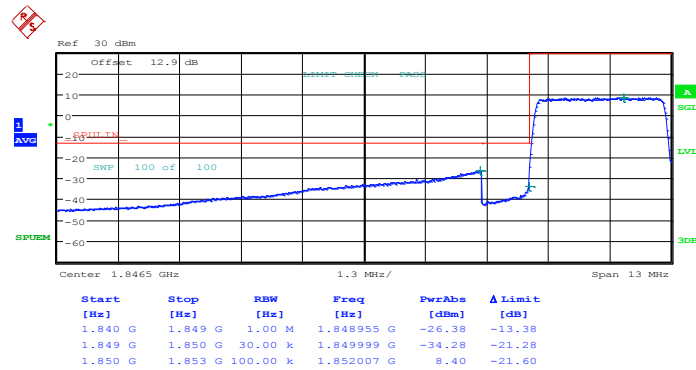
<b>Band :</b>	LTE Band 25	<b>Band Width :</b>	3MHz / QPSK
---------------	-------------	---------------------	-------------

Lower Band Edge Plot for QPSK-RB Size 1, RB Offset 0



Date: 14.JUL.2014 22:11:03

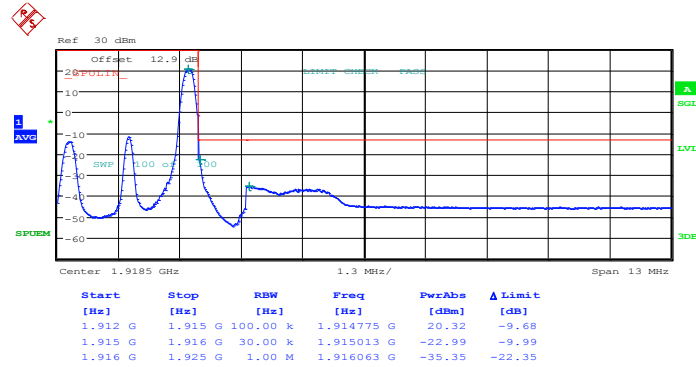
Lower Band Edge Plot for QPSK-RB Size 15, RB Offset 0



Date: 14.JUL.2014 22:12:34

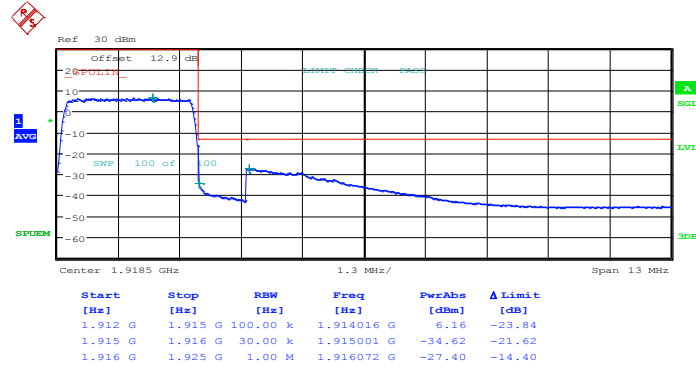


Higher Band Edge Plot for QPSK-RB Size 1, RB Offset 14



Date: 19.JUN.2014 22:40:43

Higher Band Edge Plot for QPSK-RB Size 15, RB Offset 0

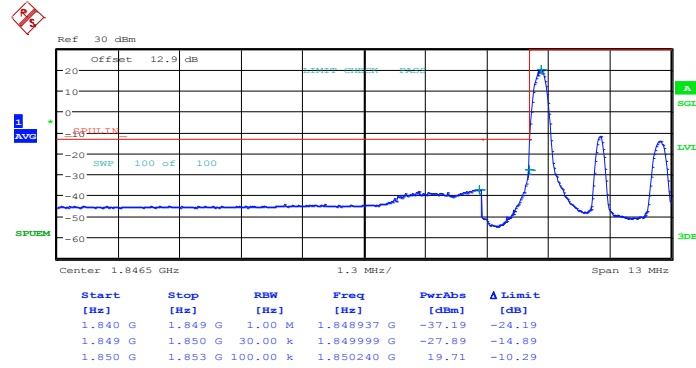


Date: 19.JUN.2014 22:42:23



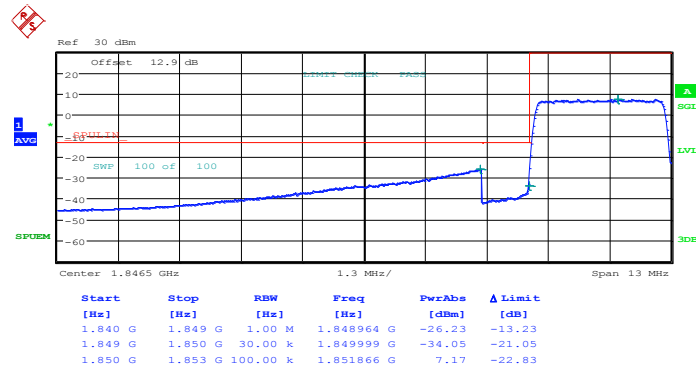
<b>Band :</b>	LTE Band 25	<b>Band Width :</b>	3MHz / 16QAM
---------------	-------------	---------------------	--------------

Lower Band Edge Plot for 16QAM -RB Size 1, RB Offset 0



Date: 14.JUL.2014 22:11:48

Lower Band Edge Plot for 16QAM -RB Size 15, RB Offset 0

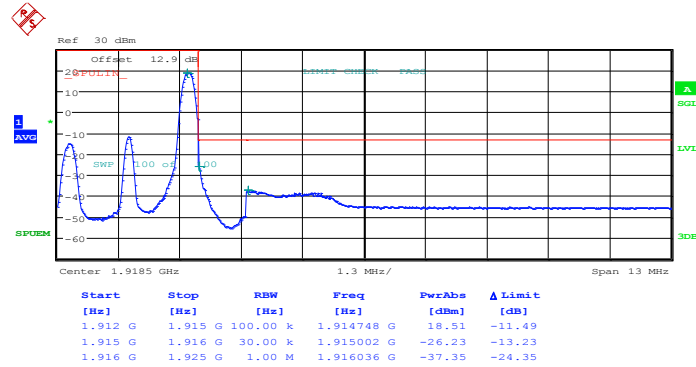


Date: 14.JUL.2014 23:05:21



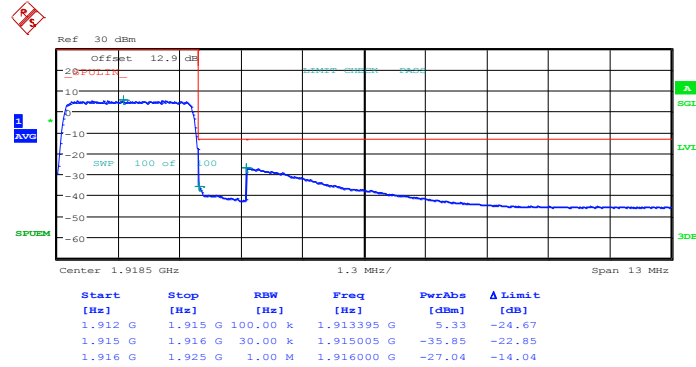


Higher Band Edge Plot for 16QAM -RB Size 1, RB Offset 14



Date: 19.JUN.2014 22:41:33

Higher Band Edge Plot for 16QAM -RB Size 15, RB Offset 0

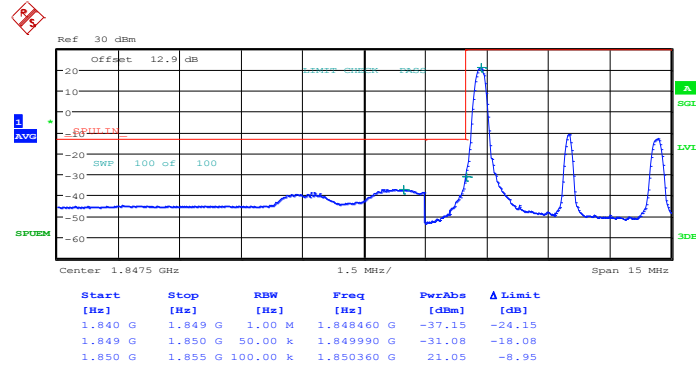


Date: 19.JUN.2014 22:43:12



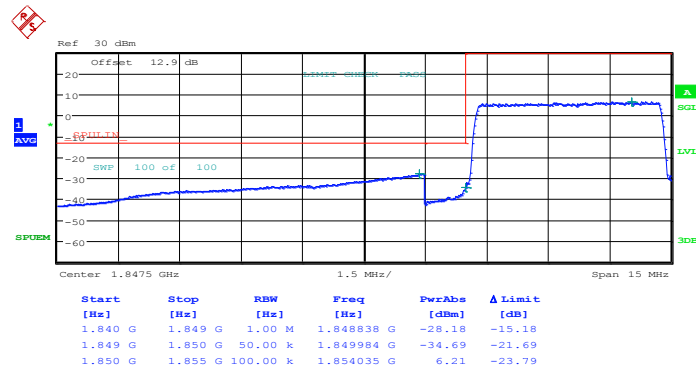
Band :	LTE Band 25	Band Width :	5MHz / QPSK
--------	-------------	--------------	-------------

Lower Band Edge Plot for QPSK-RB Size 1, RB Offset 0



Date: 14.JUL.2014 22:20:55

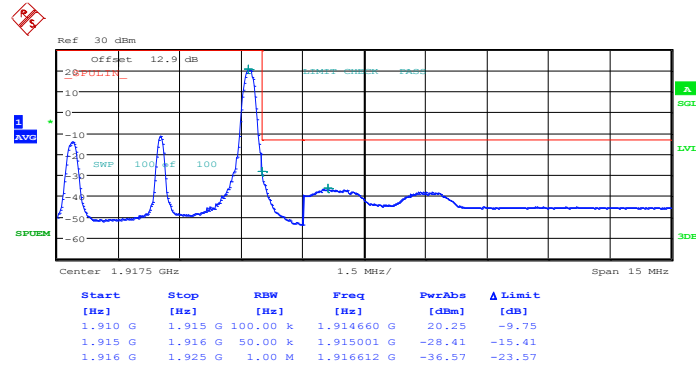
Lower Band Edge Plot for QPSK-RB Size 25, RB Offset 0



Date: 14.JUL.2014 22:22:26

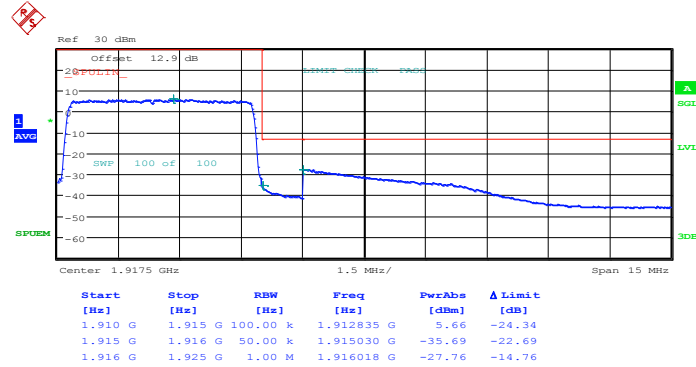


Higher Band Edge Plot for QPSK-RB Size 1, RB Offset 24



Date: 19.JUN.2014 22:47:21

Higher Band Edge Plot for QPSK-RB Size 25, RB Offset 0

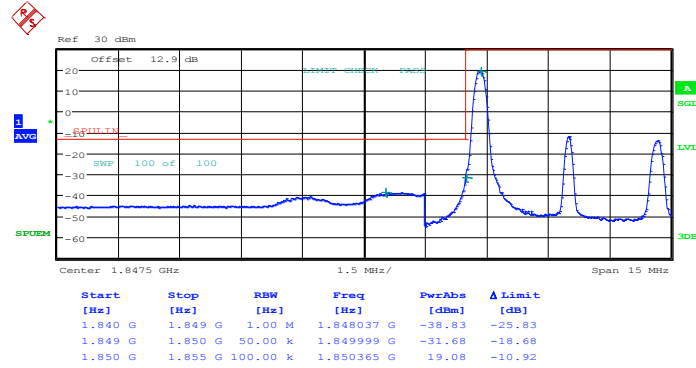


Date: 19.JUN.2014 22:49:01



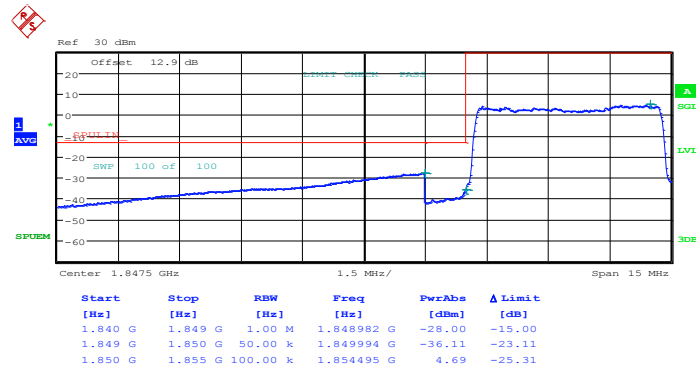
<b>Band :</b>	LTE Band 25	<b>Band Width :</b>	5MHz / 16QAM
---------------	-------------	---------------------	--------------

Lower Band Edge Plot for 16QAM-RB Size 1, RB Offset 0



Date: 14.JUL.2014 22:21:40

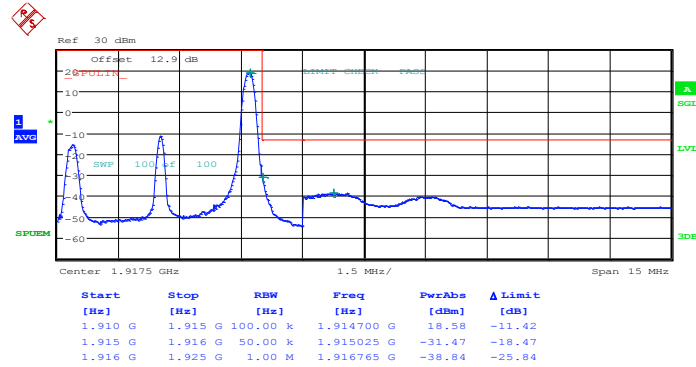
Lower Band Edge Plot for 16QAM-RB Size 25, RB Offset 0



Date: 14.JUL.2014 22:23:11

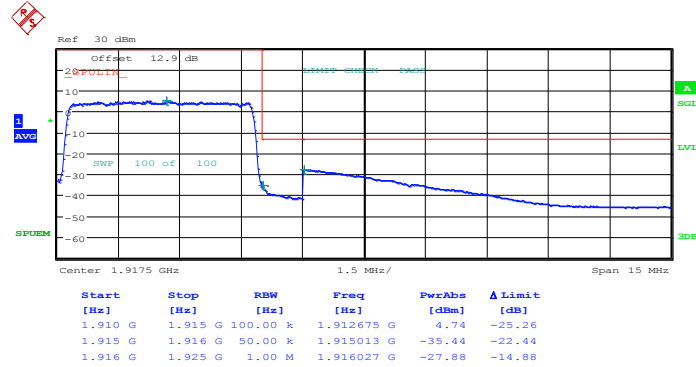


Higher Band Edge Plot for 16QAM-RB Size 1, RB Offset 24



Date: 19.JUN.2014 22:48:11

Higher Band Edge Plot for 16QAM-RB Size 25, RB Offset 0

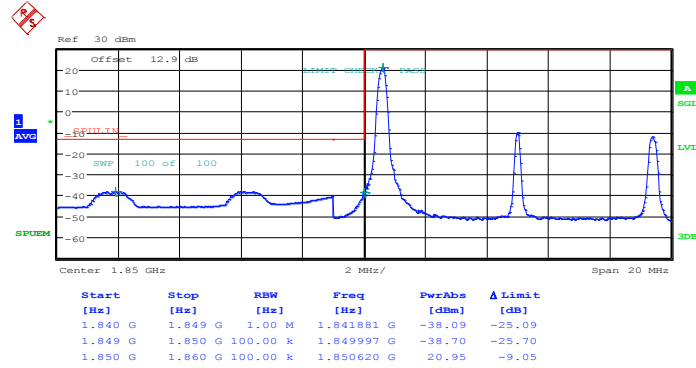


Date: 19.JUN.2014 22:49:51



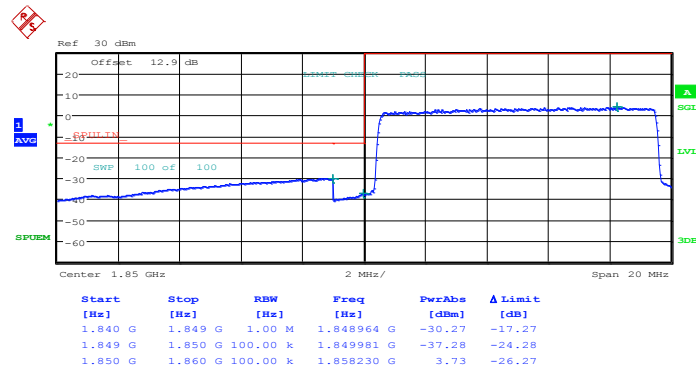
Band :	LTE Band 25	Band Width :	10MHz / QPSK
--------	-------------	--------------	--------------

Lower Band Edge Plot for QPSK-RB Size 1, RB Offset 0



Date: 14.JUL.2014 22:30:06

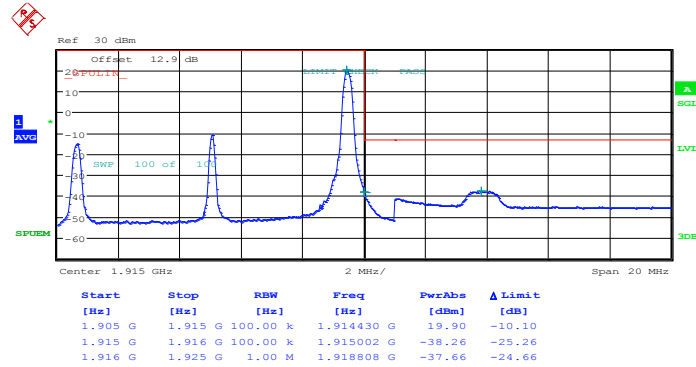
Lower Band Edge Plot for QPSK-RB Size 50, RB Offset 0



Date: 14.JUL.2014 22:31:37

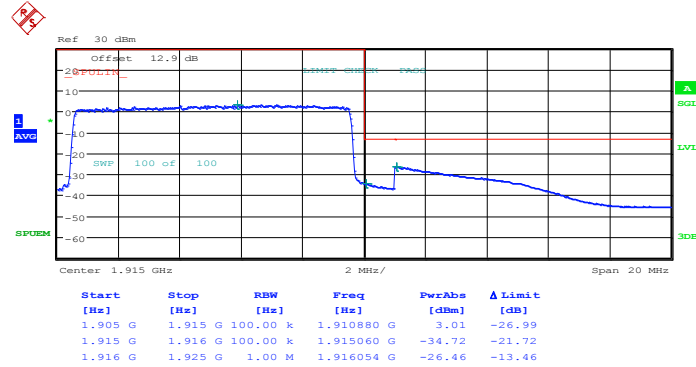


Higher Band Edge Plot for QPSK-RB Size 1, RB Offset 49



Date: 19.JUN.2014 22:54:00

Higher Band Edge Plot for QPSK-RB Size 50, RB Offset 0

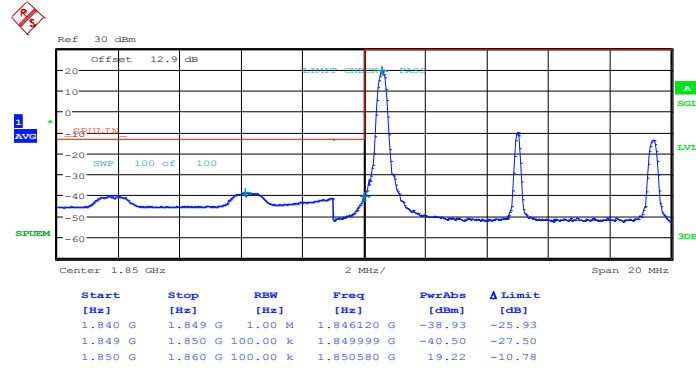


Date: 19.JUN.2014 22:57:36



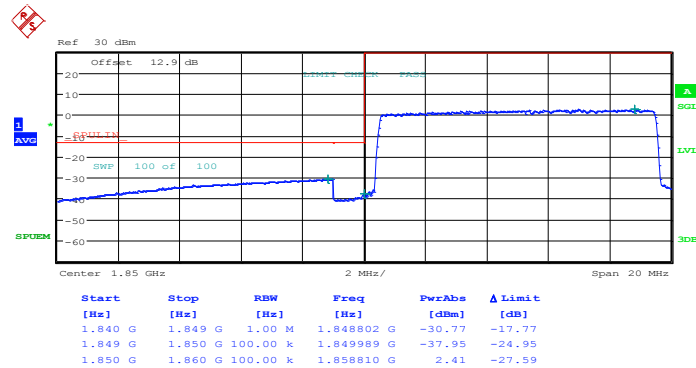
<b>Band :</b>	LTE Band 25	<b>Band Width :</b>	10MHz / 16QAM
---------------	-------------	---------------------	---------------

Lower Band Edge Plot for 16QAM-RB Size 1, RB Offset 0



Date: 14.JUL.2014 22:30:51

Lower Band Edge Plot for 16QAM-RB Size 50, RB Offset 0

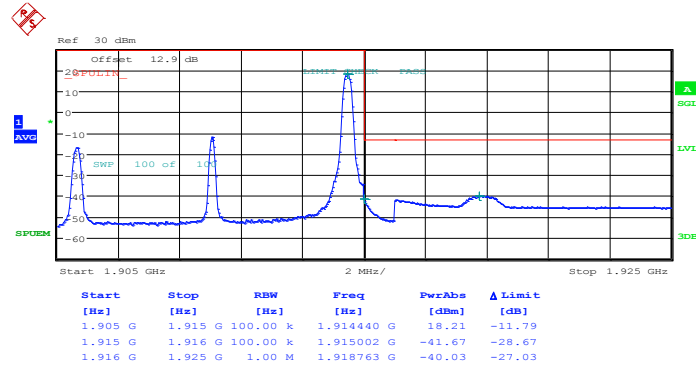


Date: 14.JUL.2014 22:32:22



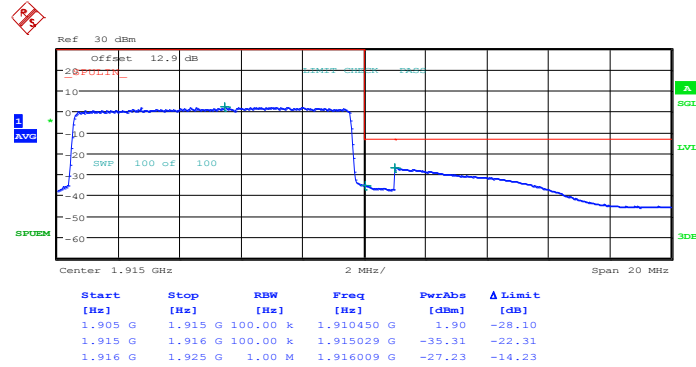


Higher Band Edge Plot for 16QAM-RB Size 1, RB Offset 49



Date: 19.JUN.2014 23:18:14

Higher Band Edge Plot for 16QAM-RB Size 50, RB Offset 0

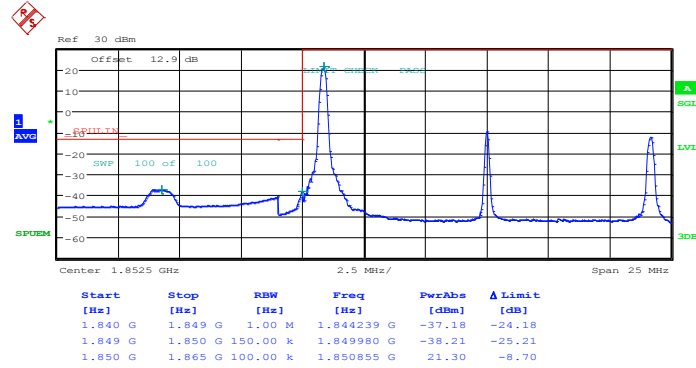


Date: 19.JUN.2014 22:58:25



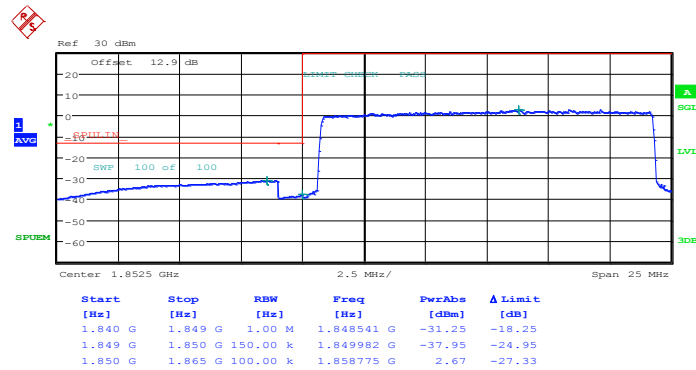
<b>Band :</b>	LTE Band 25	<b>Band Width :</b>	15MHz / QPSK
---------------	-------------	---------------------	--------------

Lower Band Edge Plot for QPSK-RB Size 1, RB Offset 0



Date: 14.JUL.2014 22:39:07

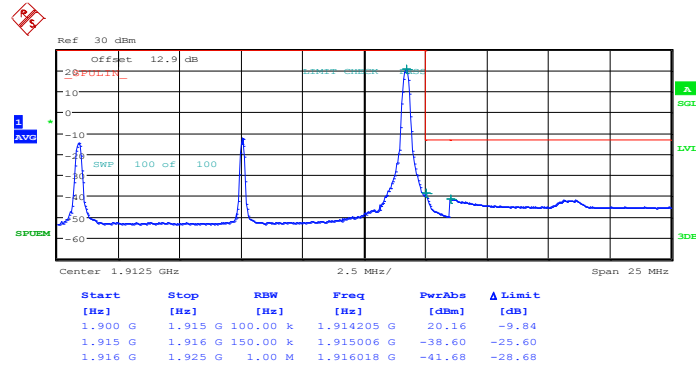
Lower Band Edge Plot for QPSK-RB Size 75, RB Offset 0



Date: 14.JUL.2014 22:40:37

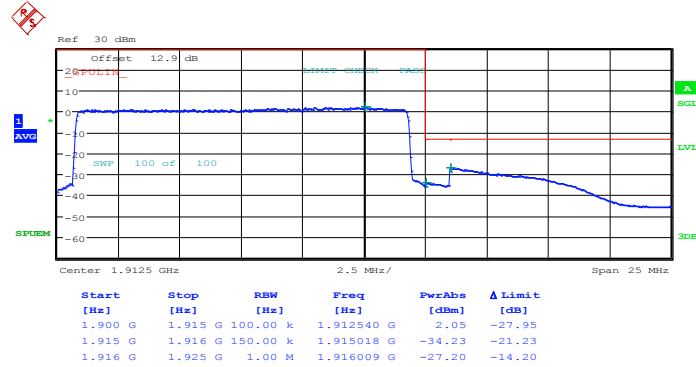


Higher Band Edge Plot for QPSK-RB Size 1, RB Offset 74



Date: 19.JUN.2014 23:02:34

Higher Band Edge Plot for QPSK-RB Size 75, RB Offset 0

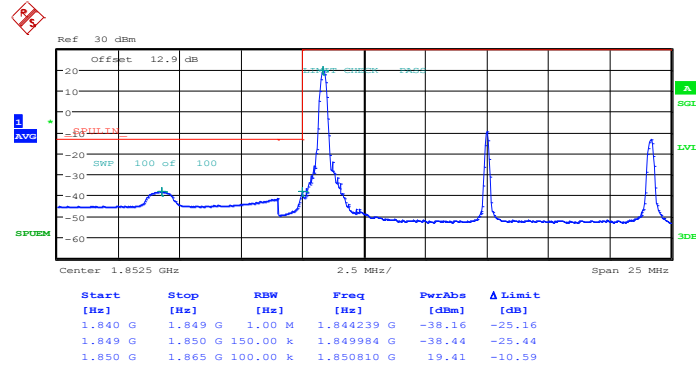


Date: 19.JUN.2014 23:04:14



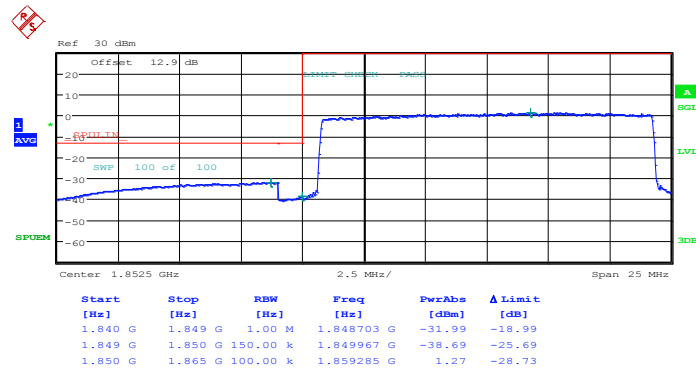
<b>Band :</b>	LTE Band 25	<b>Band Width :</b>	15MHz / 16QAM
---------------	-------------	---------------------	---------------

Lower Band Edge Plot for 16QAM-RB Size 1, RB Offset 0



Date: 14.JUL.2014 22:39:52

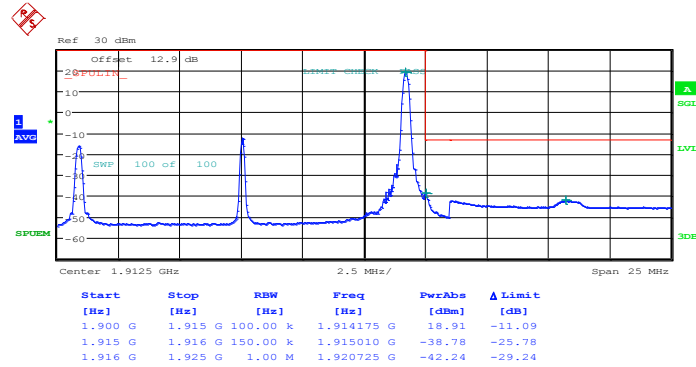
Lower Band Edge Plot for 16QAM-RB Size 75, RB Offset 0



Date: 14.JUL.2014 22:41:23

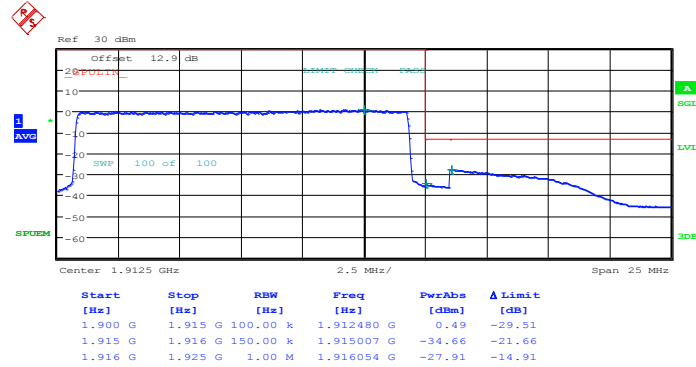


Higher Band Edge Plot for 16QAM-RB Size 1, RB Offset 74



Date: 19.JUN.2014 23:03:24

Higher Band Edge Plot for 16QAM-RB Size 75, RB Offset 0

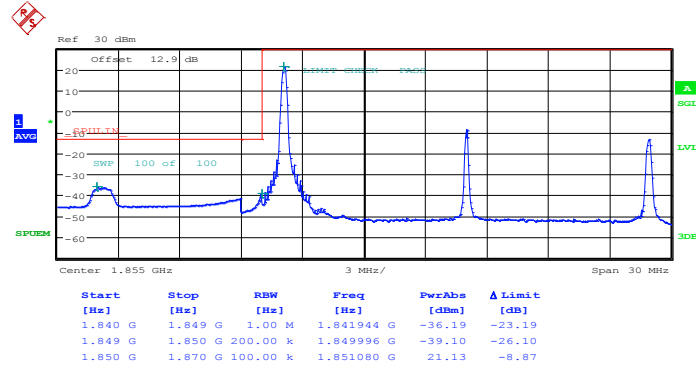


Date: 19.JUN.2014 23:05:03



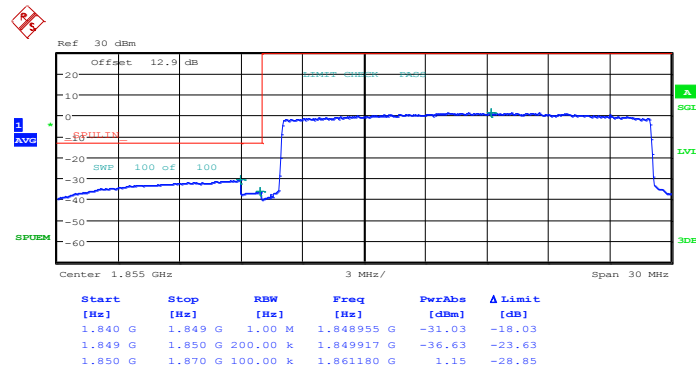
<b>Band :</b>	LTE Band 25	<b>Band Width :</b>	20MHz / QPSK
---------------	-------------	---------------------	--------------

Lower Band Edge Plot for QPSK-RB Size 1, RB Offset 0



Date: 14.JUL.2014 22:49:37

Lower Band Edge Plot for QPSK-RB Size 100, RB Offset 0



Date: 14.JUL.2014 22:51:08