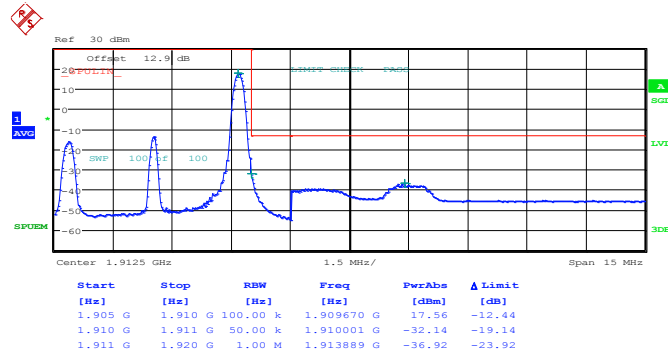


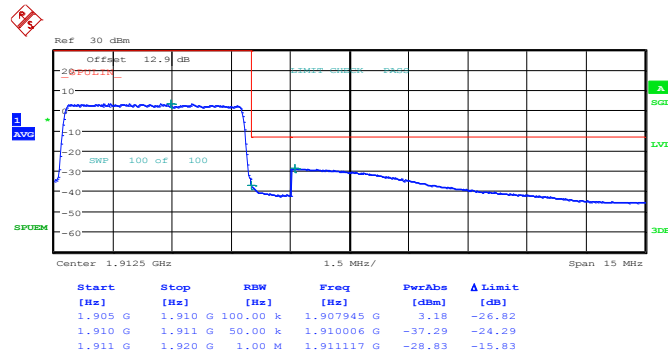


Higher Band Edge Plot for 16QAM-RB Size 1, RB Offset 24



Date: 28.MAY.2014 22:24:06

Higher Band Edge Plot for 16QAM-RB Size 25, RB Offset 0

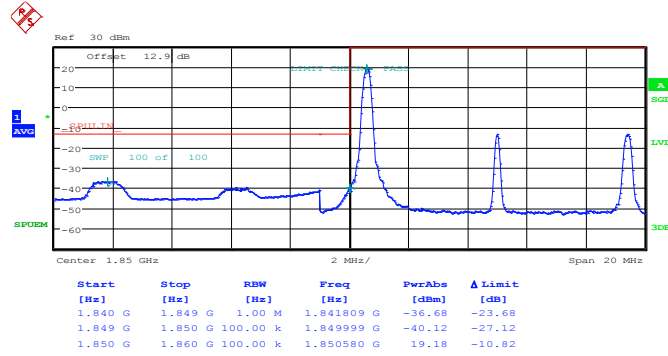


Date: 28.MAY.2014 22:25:39



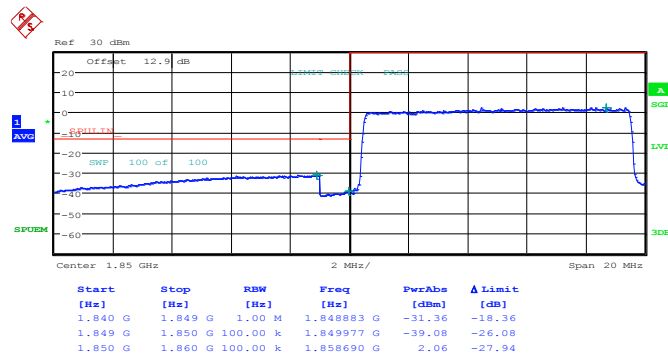
<b>Band :</b>	LTE Band 2	<b>Band Width :</b>	10MHz / QPSK
---------------	------------	---------------------	--------------

Lower Band Edge Plot for QPSK-RB Size 1, RB Offset 0



Date: 28.MAY.2014 22:29:36

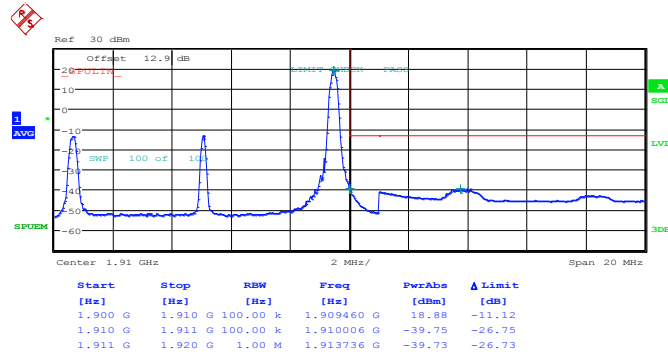
Lower Band Edge Plot for QPSK-RB Size 50, RB Offset 0



Date: 28.MAY.2014 22:31:09

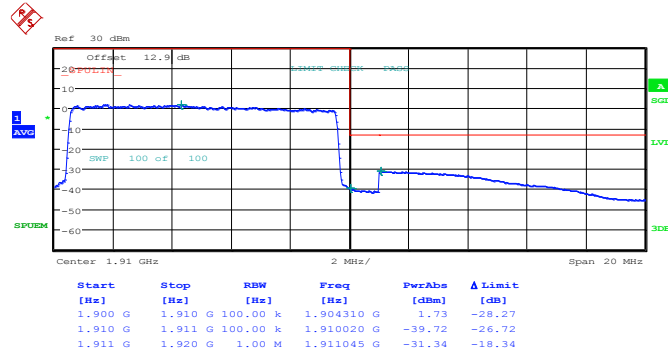


Higher Band Edge Plot for QPSK-RB Size 1, RB Offset 49



Date: 28.MAY.2014 22:38:54

Higher Band Edge Plot for QPSK-RB Size 50, RB Offset 0

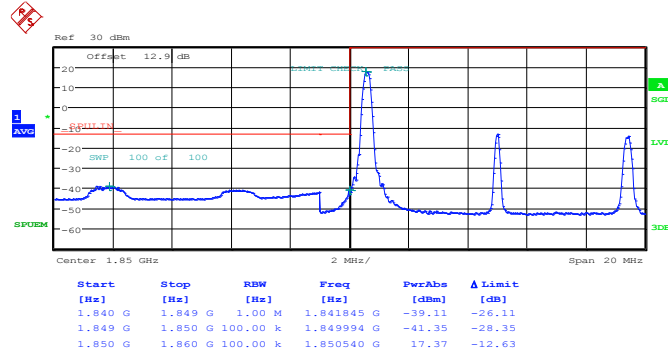


Date: 28.MAY.2014 22:40:27



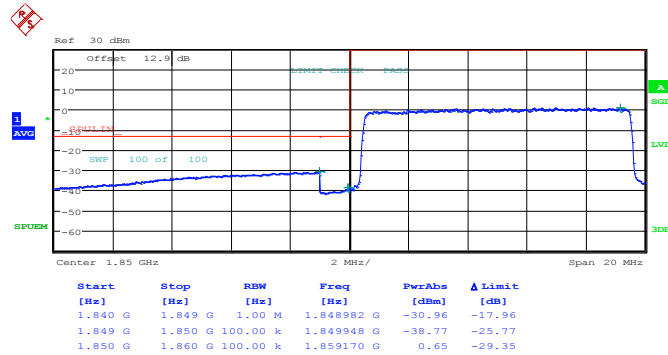
<b>Band :</b>	LTE Band 2	<b>Band Width :</b>	10MHz / 16QAM
---------------	------------	---------------------	---------------

Lower Band Edge Plot for 16QAM-RB Size 1, RB Offset 0



Date: 28.MAY.2014 22:30:23

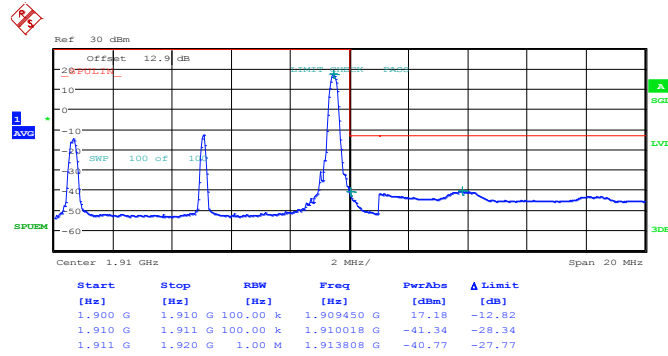
Lower Band Edge Plot for 16QAM-RB Size 50, RB Offset 0



Date: 28.MAY.2014 22:31:56

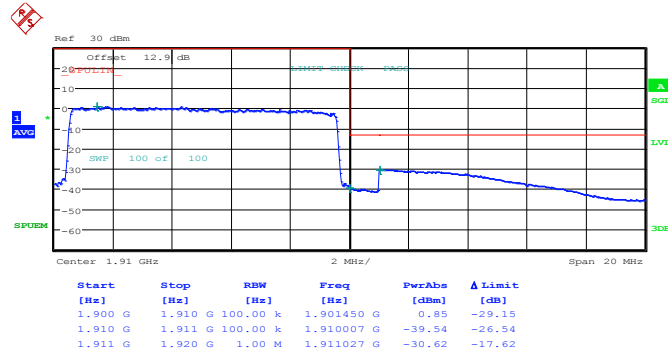


Higher Band Edge Plot for 16QAM-RB Size 1, RB Offset 49



Date: 28.MAY.2014 22:39:40

Higher Band Edge Plot for 16QAM-RB Size 50, RB Offset 0

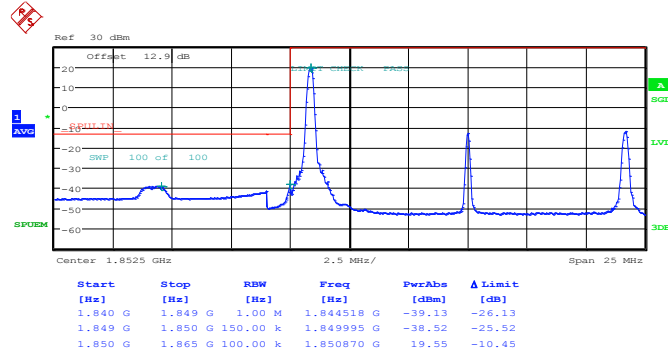


Date: 28.MAY.2014 22:41:14



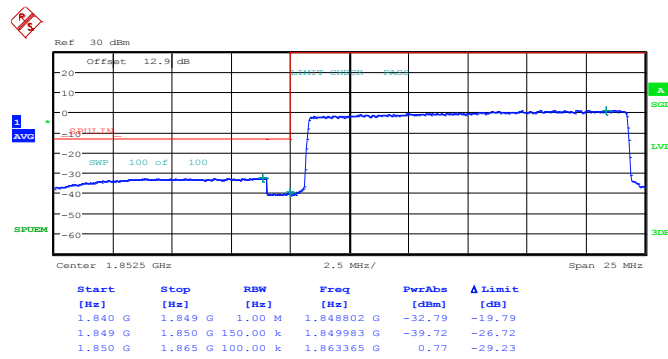
<b>Band :</b>	LTE Band 2	<b>Band Width :</b>	15MHz / QPSK
---------------	------------	---------------------	--------------

Lower Band Edge Plot for QPSK-RB Size 1, RB Offset 0



Date: 28.MAY.2014 22:45:10

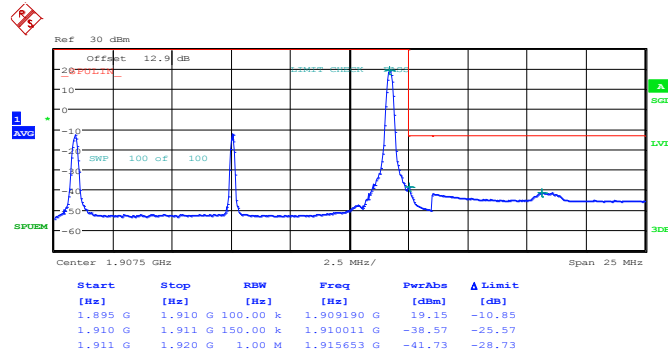
Lower Band Edge Plot for QPSK-RB Size 75, RB Offset 0



Date: 28.MAY.2014 22:46:43

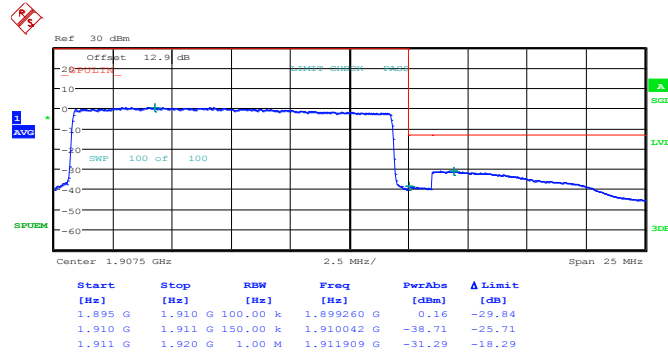


Higher Band Edge Plot for QPSK-RB Size 1, RB Offset 74



Date: 28.MAY.2014 22:54:28

Higher Band Edge Plot for QPSK-RB Size 75, RB Offset 0

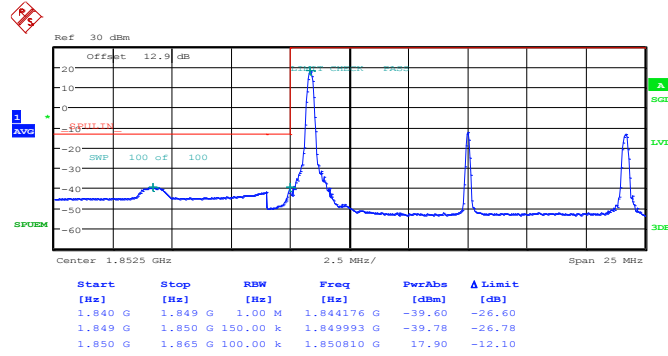


Date: 28.MAY.2014 22:56:01



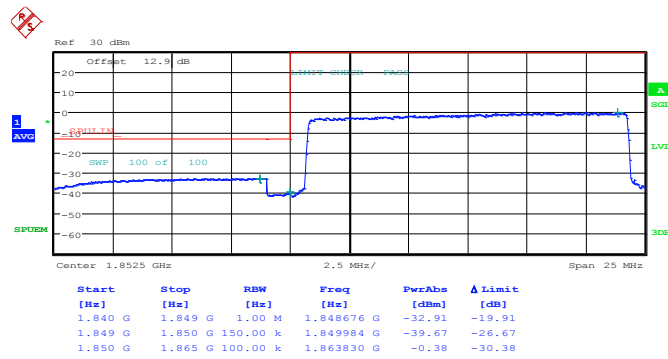
<b>Band :</b>	LTE Band 2	<b>Band Width :</b>	15MHz / 16QAM
---------------	------------	---------------------	---------------

Lower Band Edge Plot for 16QAM-RB Size 1, RB Offset 0



Date: 28.MAY.2014 22:45:57

Lower Band Edge Plot for 16QAM-RB Size 75, RB Offset 0

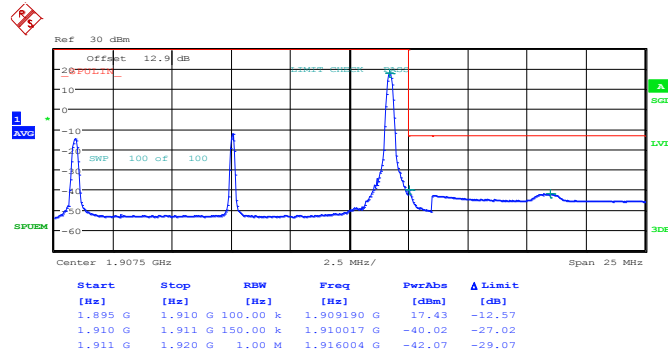


Date: 28.MAY.2014 22:47:30



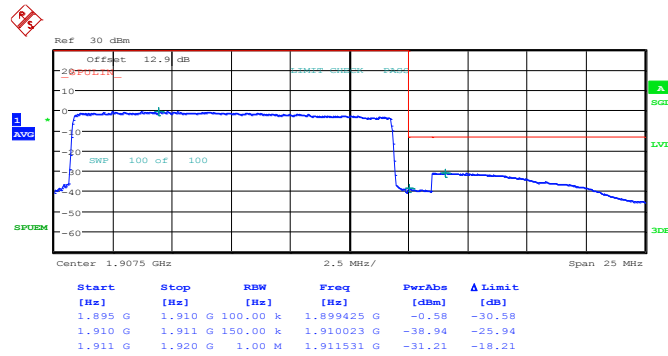


Higher Band Edge Plot for 16QAM-RB Size 1, RB Offset 74



Date: 28.MAY.2014 22:55:15

Higher Band Edge Plot for 16QAM-RB Size 75, RB Offset 0

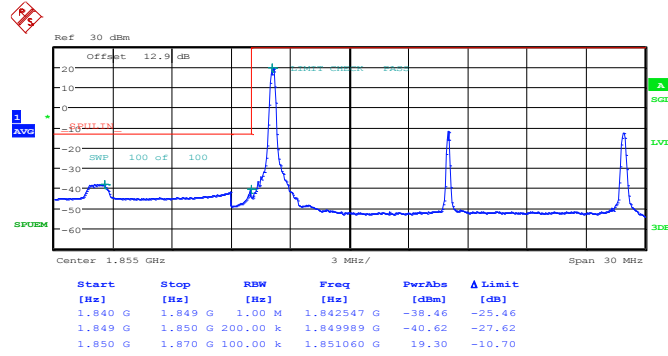


Date: 28.MAY.2014 22:56:48



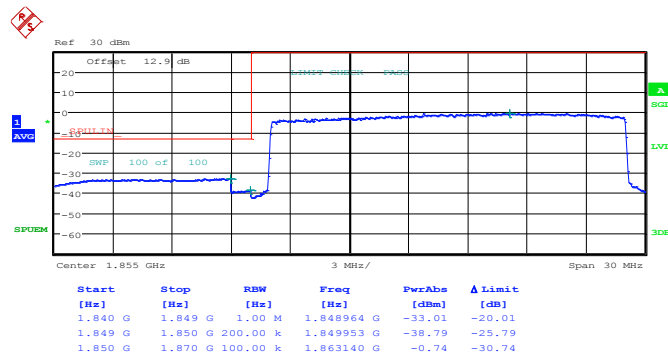
<b>Band :</b>	LTE Band 2	<b>Band Width :</b>	20MHz / QPSK
---------------	------------	---------------------	--------------

Lower Band Edge Plot for QPSK-RB Size 1, RB Offset 0



Date: 28.MAY.2014 23:00:44

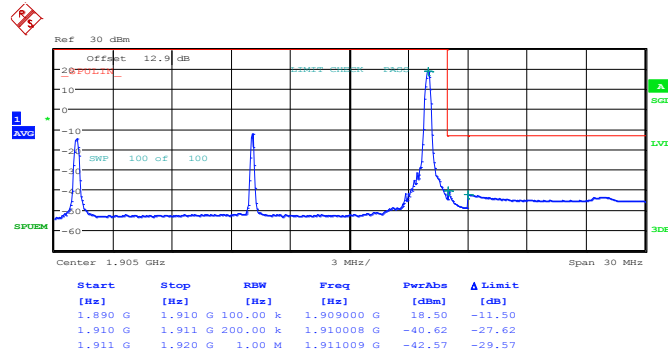
Lower Band Edge Plot for QPSK-RB Size 100, RB Offset 0



Date: 28.MAY.2014 23:02:17

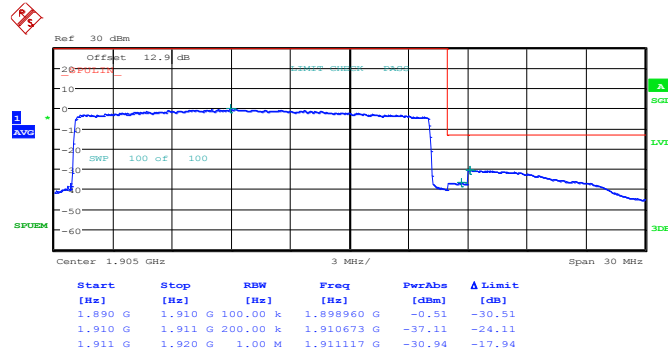


Higher Band Edge Plot for QPSK-RB Size 1, RB Offset 99



Date: 28.MAY.2014 23:10:01

Higher Band Edge Plot for QPSK-RB Size 100, RB Offset 0

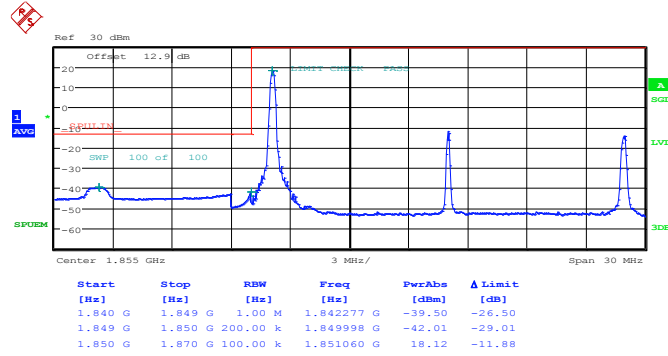


Date: 28.MAY.2014 23:11:35



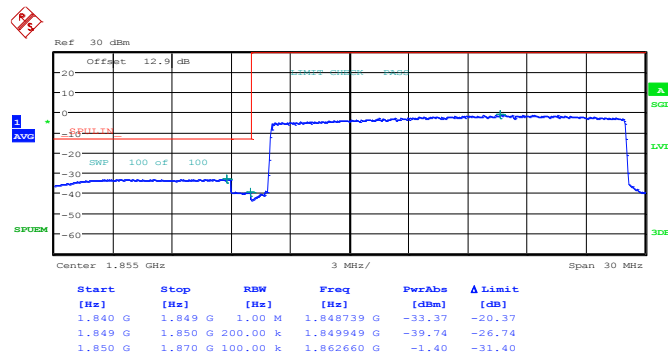
<b>Band :</b>	LTE Band 2	<b>Band Width :</b>	20MHz / 16QAM
---------------	------------	---------------------	---------------

Lower Band Edge Plot for 16QAM-RB Size 1, RB Offset 0



Date: 28.MAY.2014 23:01:30

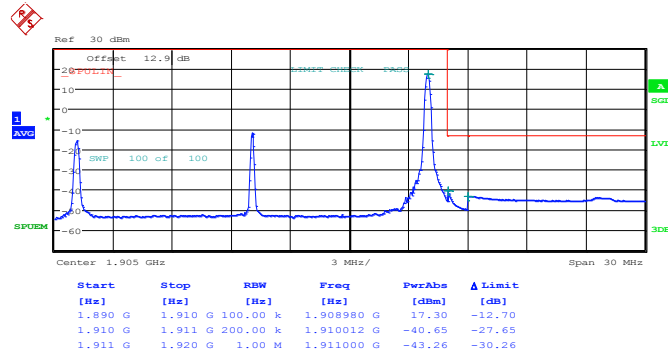
Lower Band Edge Plot for 16QAM-RB Size 100, RB Offset 0



Date: 28.MAY.2014 23:03:04

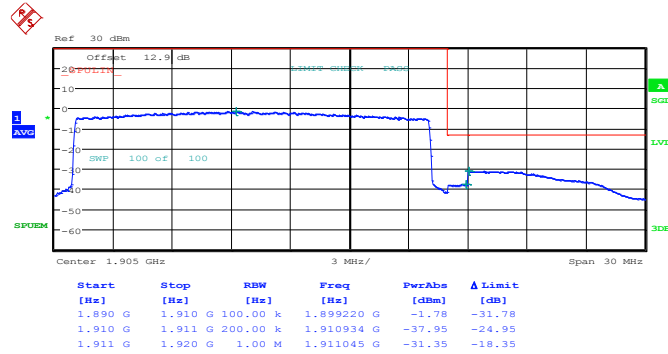


Higher Band Edge Plot for 16QAM-RB Size 1, RB Offset 99



Date: 28.MAY.2014 23:10:48

Higher Band Edge Plot for 16QAM-RB Size 100, RB Offset 0

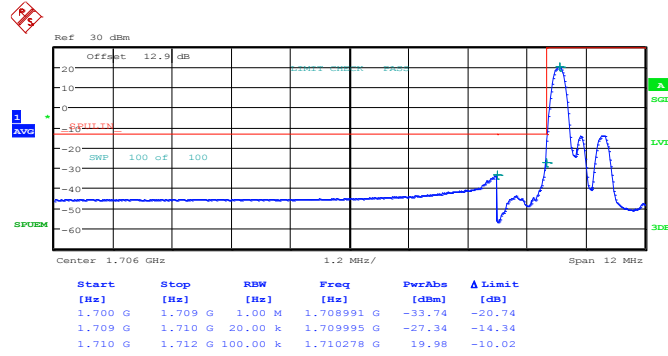


Date: 28.MAY.2014 23:12:21



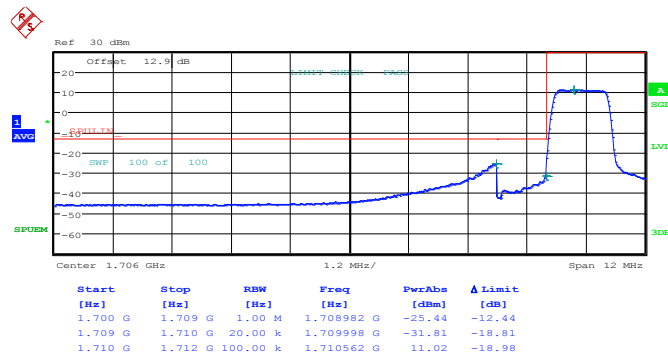
<b>Band :</b>	LTE Band 4	<b>Band Width :</b>	1.4MHz / QPSK
---------------	------------	---------------------	---------------

Lower Band Edge Plot for QPSK-RB Size 1, RB Offset 0



Date: 28.MAY.2014 23:19:14

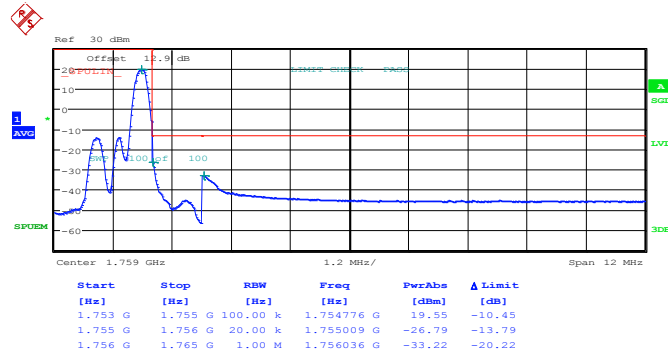
Lower Band Edge Plot for QPSK-RB Size 6, RB Offset 0



Date: 28.MAY.2014 23:20:47

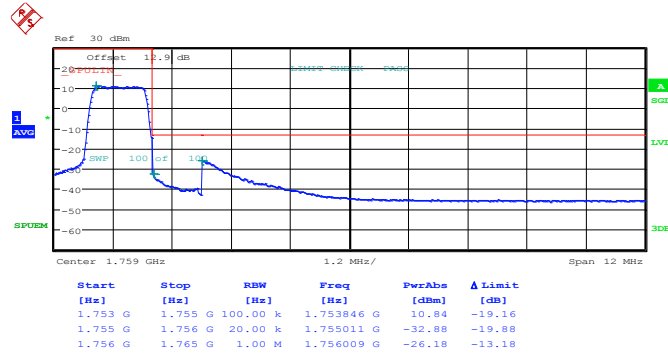


Higher Band Edge Plot for QPSK-RB Size 1, RB Offset 5



Date: 28.MAY.2014 23:28:31

Higher Band Edge Plot for QPSK-RB Size 6, RB Offset 0

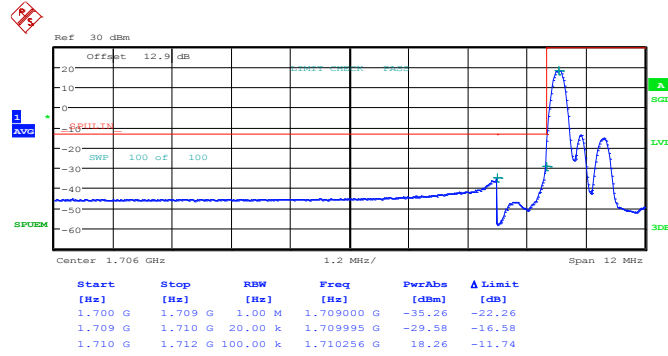


Date: 28.MAY.2014 23:30:05



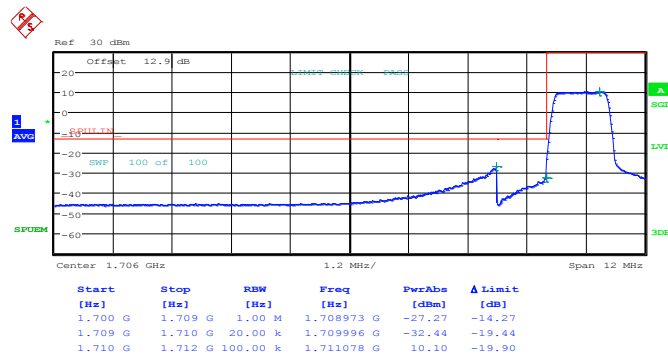
<b>Band :</b>	LTE Band 4	<b>Band Width :</b>	1.4MHz / 16QAM
---------------	------------	---------------------	----------------

Lower Band Edge Plot for 16QAM -RB Size 1, RB Offset 0



Date: 28.MAY.2014 23:20:00

Lower Band Edge Plot for 16QAM-RB Size 6, RB Offset 0

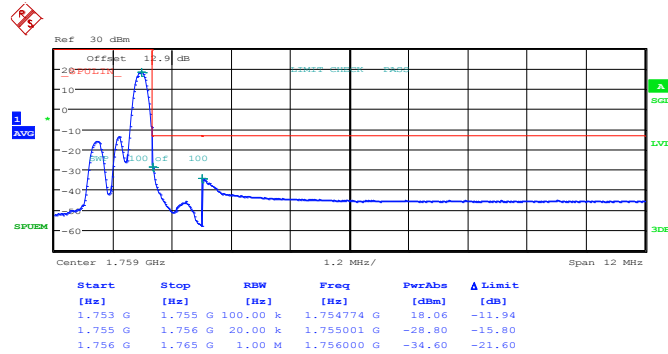


Date: 28.MAY.2014 23:21:33



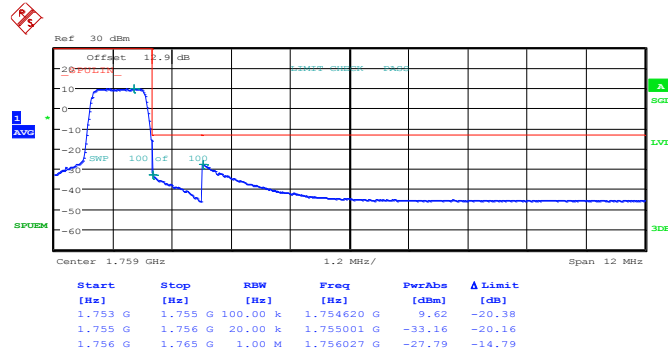


Higher Band Edge Plot for 16QAM-RB Size 1, RB Offset 5



Date: 28.MAY.2014 23:29:18

Higher Band Edge Plot for 16QAM-RB Size 6, RB Offset 0

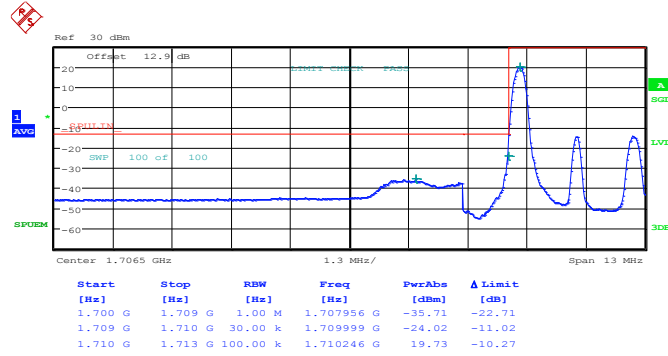


Date: 28.MAY.2014 23:30:51



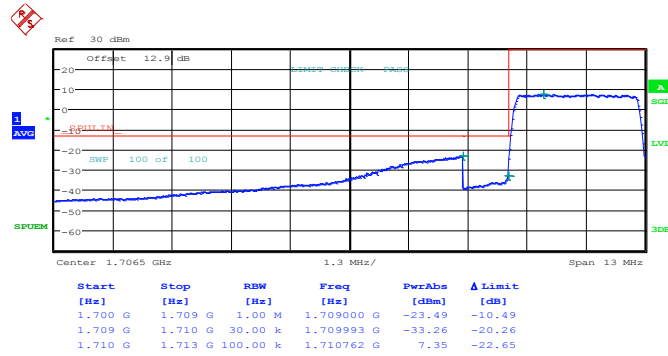
<b>Band :</b>	LTE Band 4	<b>Band Width :</b>	3MHz / QPSK
---------------	------------	---------------------	-------------

Lower Band Edge Plot for QPSK-RB Size 1, RB Offset 0



Date: 28.MAY.2014 23:35:40

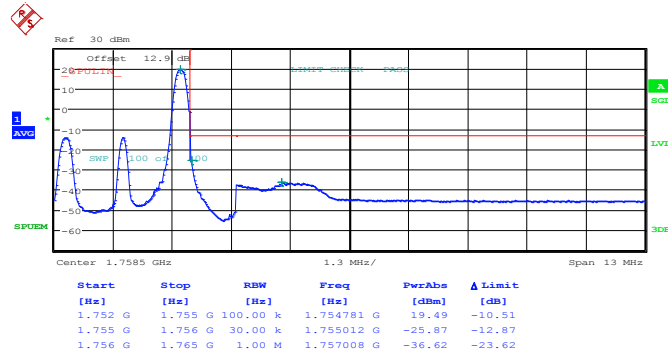
Lower Band Edge Plot for QPSK-RB Size 15, RB Offset 0



Date: 28.MAY.2014 23:37:14

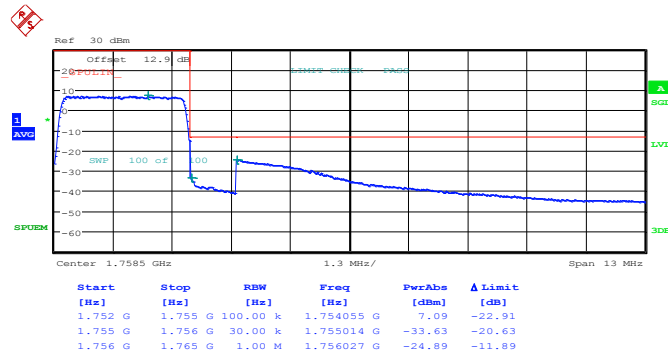


Higher Band Edge Plot for QPSK-RB Size 1, RB Offset 14



Date: 28.MAY.2014 23:45:11

Higher Band Edge Plot for QPSK-RB Size 15, RB Offset 0

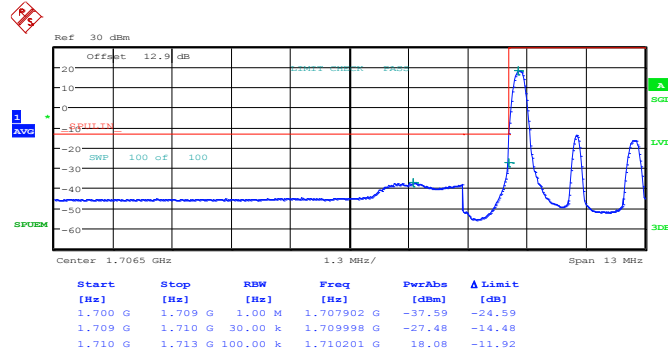


Date: 28.MAY.2014 23:46:45



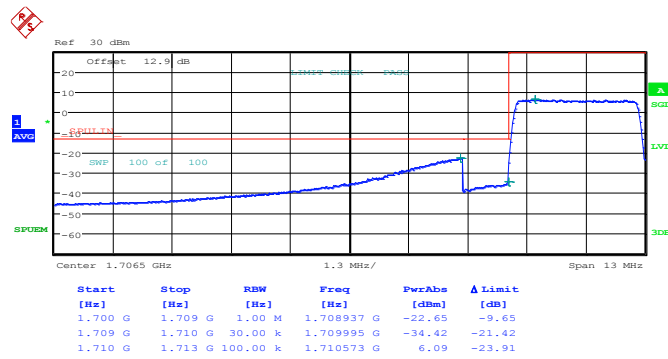
<b>Band :</b>	LTE Band 4	<b>Band Width :</b>	3MHz / 16QAM
---------------	------------	---------------------	--------------

Lower Band Edge Plot for 16QAM-RB Size 1, RB Offset 0



Date: 28.MAY.2014 23:36:27

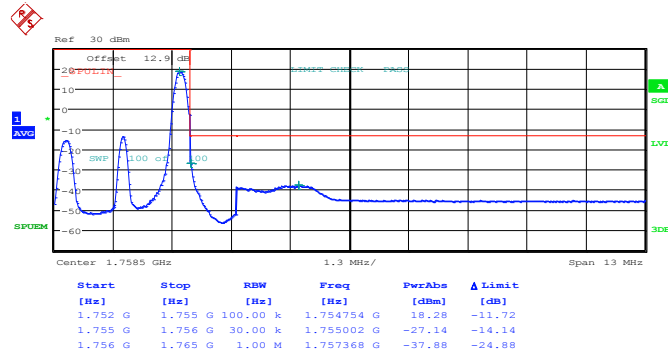
Lower Band Edge Plot for 16QAM-RB Size 15, RB Offset 0



Date: 28.MAY.2014 23:38:04

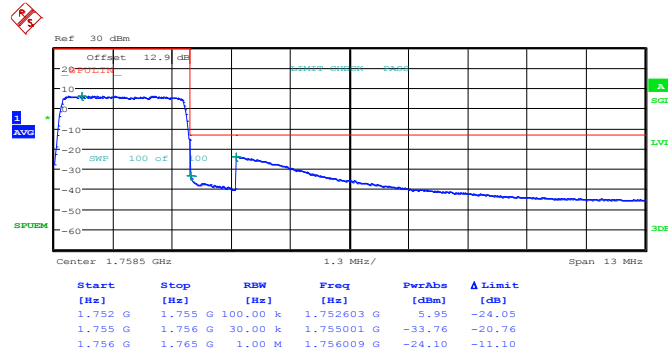


Higher Band Edge Plot for 16QAM-RB Size 1, RB Offset 14



Date: 28.MAY.2014 23:45:58

Higher Band Edge Plot for 16QAM-RB Size 15, RB Offset 0

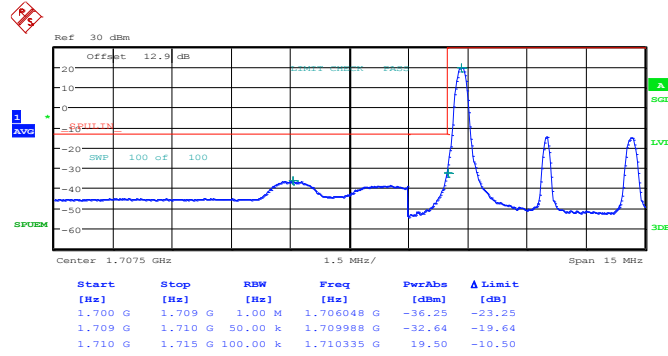


Date: 28.MAY.2014 23:47:32



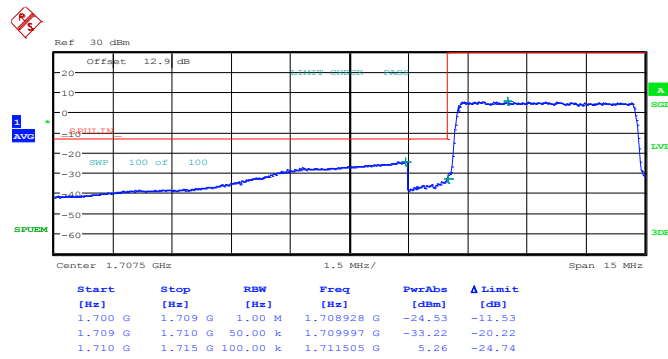
Band :	LTE Band 4	Band Width :	5MHz / QPSK
--------	------------	--------------	-------------

Lower Band Edge Plot for QPSK-RB Size 1, RB Offset 0



Date: 28.MAY.2014 23:51:33

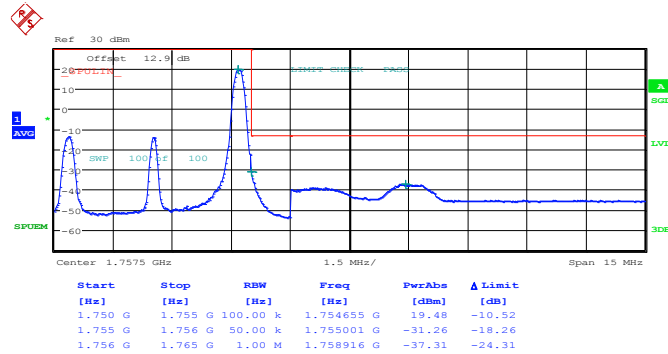
Lower Band Edge Plot for QPSK-RB Size 25, RB Offset 0



Date: 28.MAY.2014 23:53:08

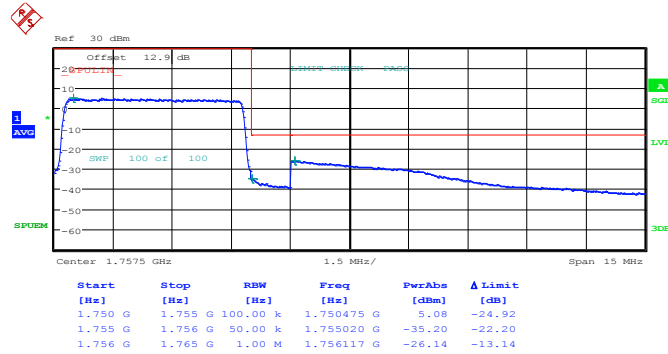


Higher Band Edge Plot for QPSK-RB Size 1, RB Offset 24



Date: 29.MAY.2014 00:01:01

Higher Band Edge Plot for QPSK-RB Size 25, RB Offset 0

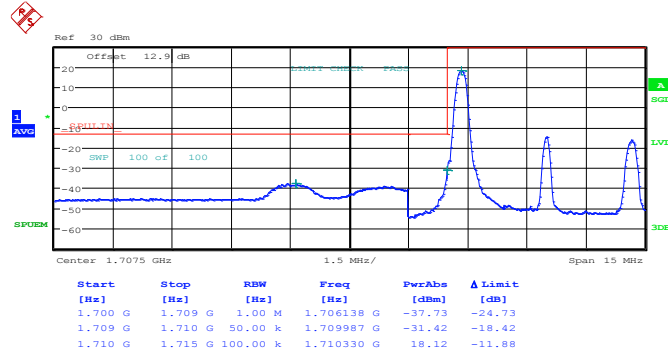


Date: 29.MAY.2014 00:02:36



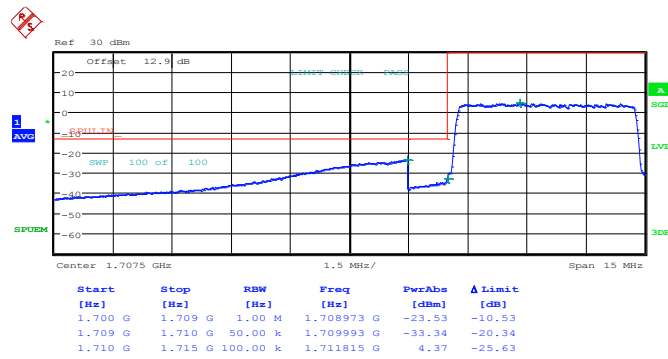
<b>Band :</b>	LTE Band 4	<b>Band Width :</b>	5MHz / 16QAM
---------------	------------	---------------------	--------------

Lower Band Edge Plot for 16QAM-RB Size 1, RB Offset 0



Date: 28.MAY.2014 23:52:21

Lower Band Edge Plot for 16QAM-RB Size 25, RB Offset 0

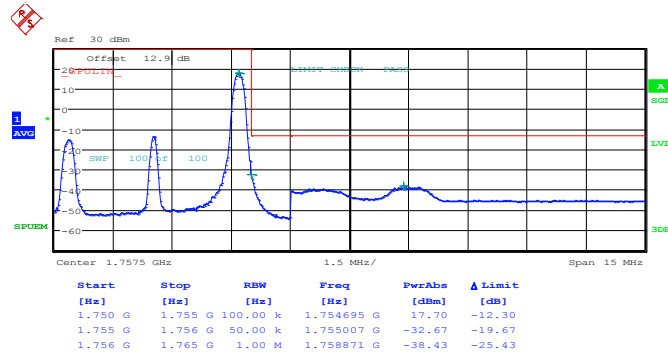


Date: 28.MAY.2014 23:53:55



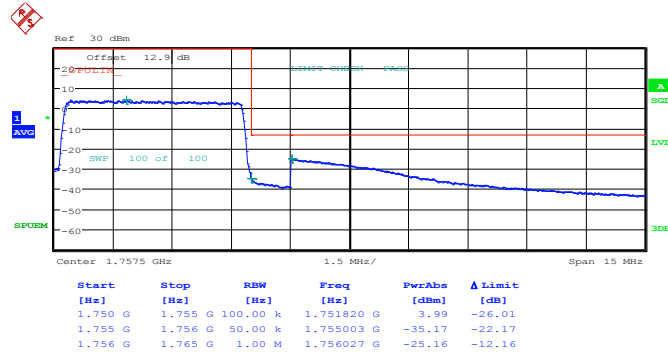


Higher Band Edge Plot for 16QAM-RB Size 1, RB Offset 24



Date: 29.MAY.2014 00:01:49

Higher Band Edge Plot for 16QAM-RB Size 25, RB Offset 0

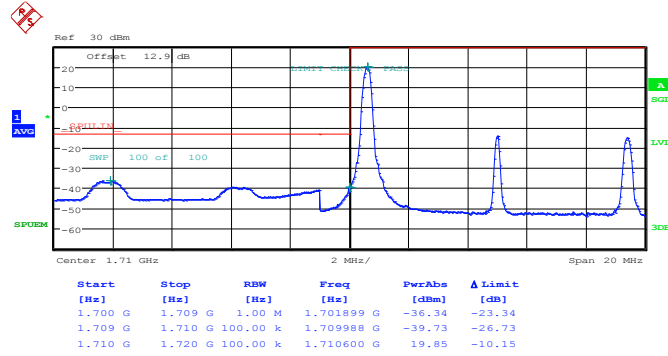


Date: 29.MAY.2014 00:03:23



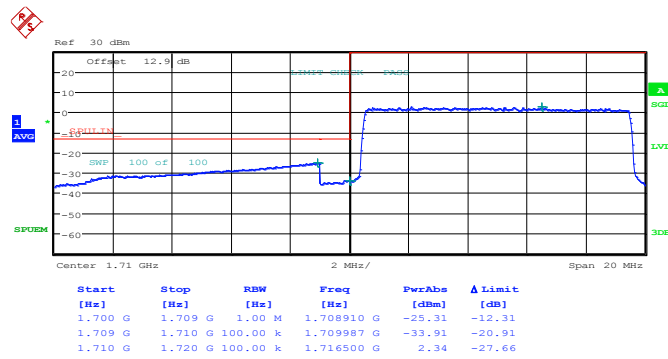
<b>Band :</b>	LTE Band 4	<b>Band Width :</b>	10MHz / QPSK
---------------	------------	---------------------	--------------

Lower Band Edge Plot for QPSK-RB Size 1, RB Offset 0



Date: 29.MAY.2014 00:28:46

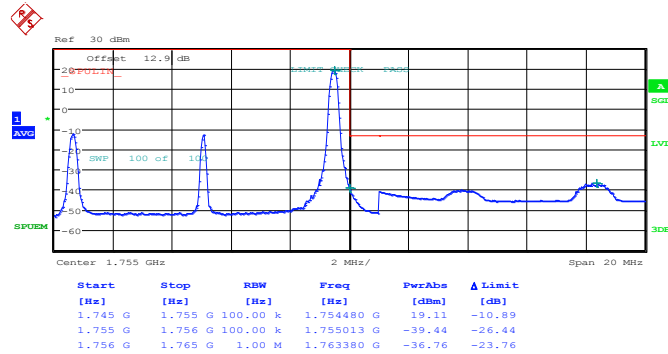
Lower Band Edge Plot for QPSK-RB Size 50, RB Offset 0



Date: 29.MAY.2014 00:30:21

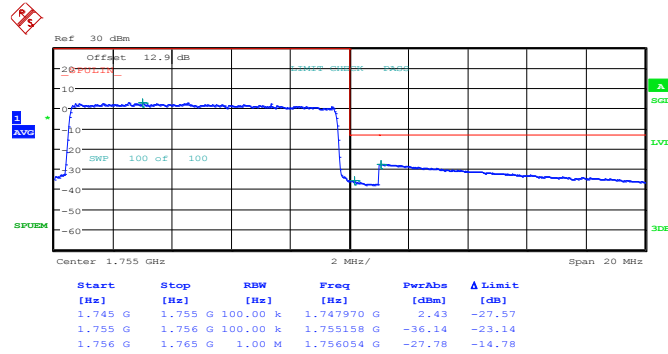


Higher Band Edge Plot for QPSK-RB Size 1, RB Offset 49



Date: 29.MAY.2014 00:38:15

Higher Band Edge Plot for QPSK-RB Size 50, RB Offset 0

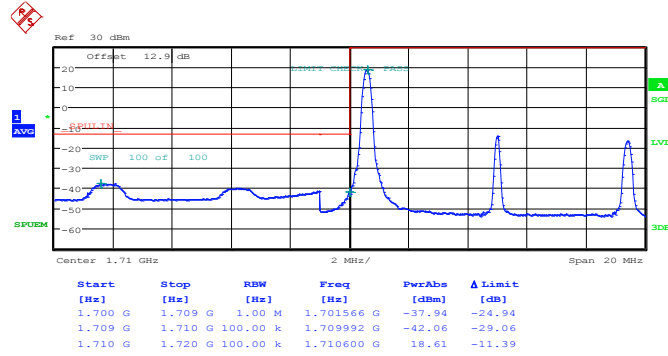


Date: 29.MAY.2014 00:39:50



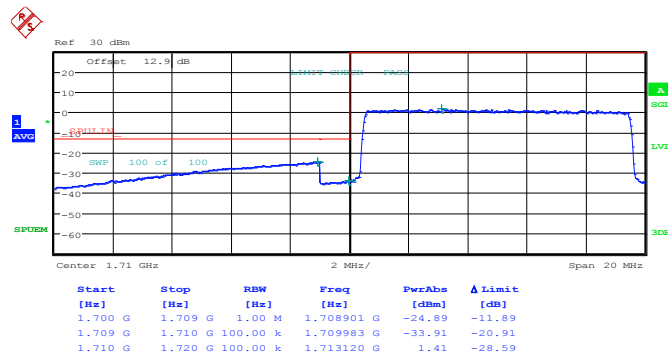
<b>Band :</b>	LTE Band 4	<b>Band Width :</b>	10MHz / 16QAM
---------------	------------	---------------------	---------------

Lower Band Edge Plot for 16QAM-RB Size 1, RB Offset 0



Date: 29.MAY.2014 00:29:34

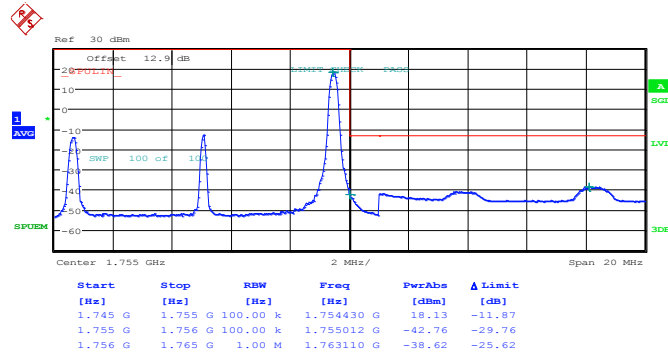
Lower Band Edge Plot for 16QAM-RB Size 50, RB Offset 0



Date: 29.MAY.2014 00:31:08

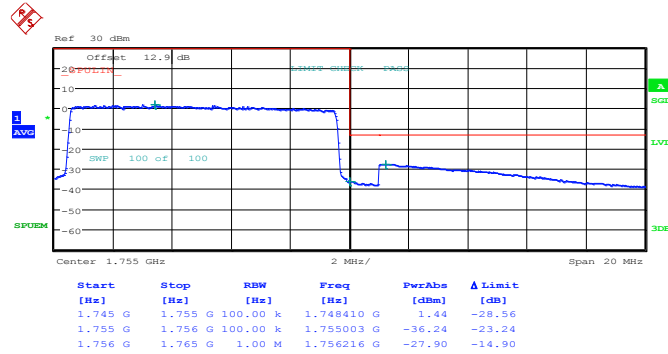


Higher Band Edge Plot for 16QAM-RB Size 1, RB Offset 49



Date: 29.MAY.2014 00:39:02

Higher Band Edge Plot for 16QAM-RB Size 50, RB Offset 0

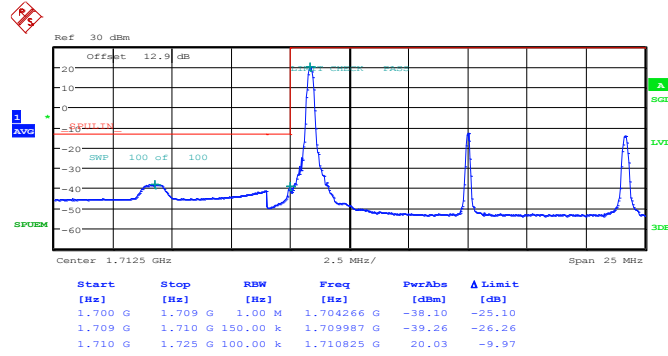


Date: 29.MAY.2014 00:40:37



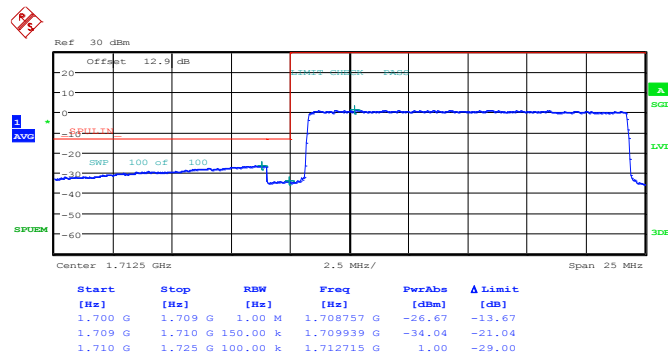
<b>Band :</b>	LTE Band 4	<b>Band Width :</b>	15MHz / QPSK
---------------	------------	---------------------	--------------

Lower Band Edge Plot for QPSK-RB Size 1, RB Offset 0



Date: 29.MAY.2014 00:44:39

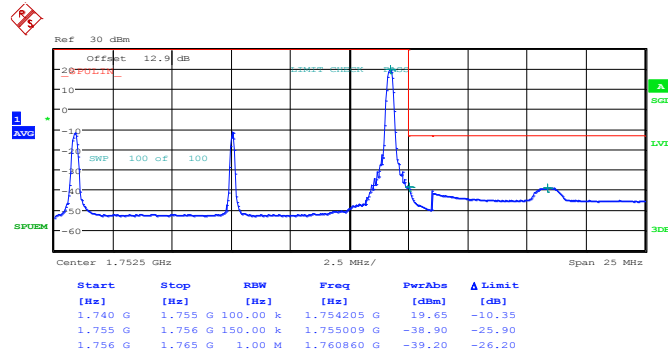
Lower Band Edge Plot for QPSK-RB Size 75, RB Offset 0



Date: 29.MAY.2014 00:46:13

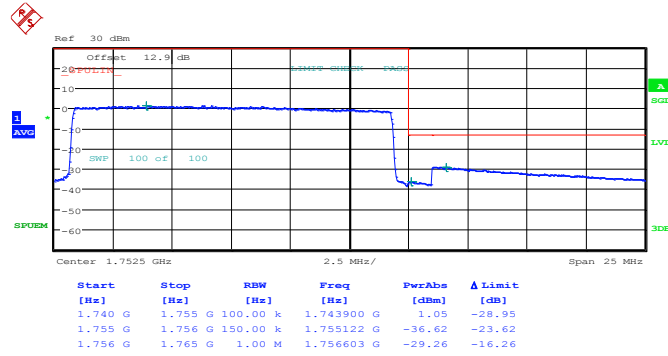


Higher Band Edge Plot for QPSK-RB Size 1, RB Offset 74



Date: 29.MAY.2014 00:54:09

Higher Band Edge Plot for QPSK-RB Size 75, RB Offset 0

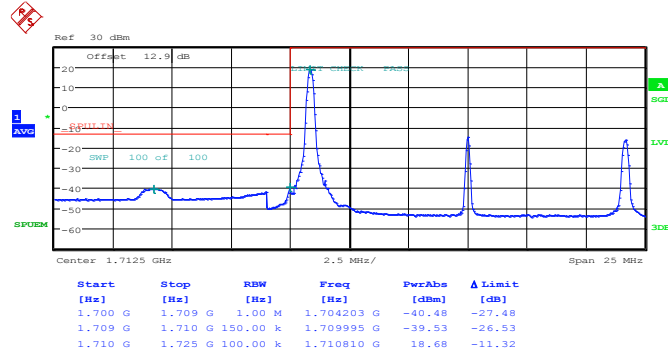


Date: 29.MAY.2014 00:55:43



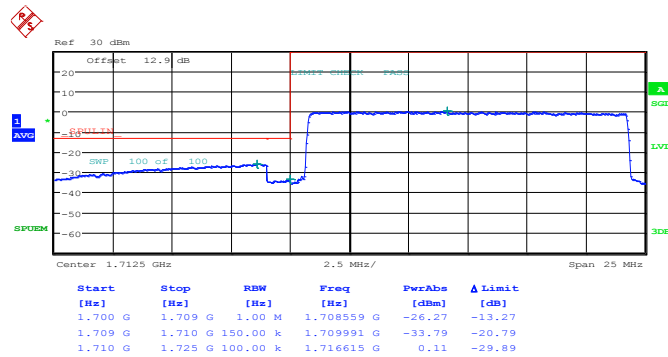
<b>Band :</b>	LTE Band 4	<b>Band Width :</b>	15MHz / 16QAM
---------------	------------	---------------------	---------------

Lower Band Edge Plot for 16QAM-RB Size 1, RB Offset 0



Date: 29.MAY.2014 00:45:26

Lower Band Edge Plot for 16QAM-RB Size 75, RB Offset 0

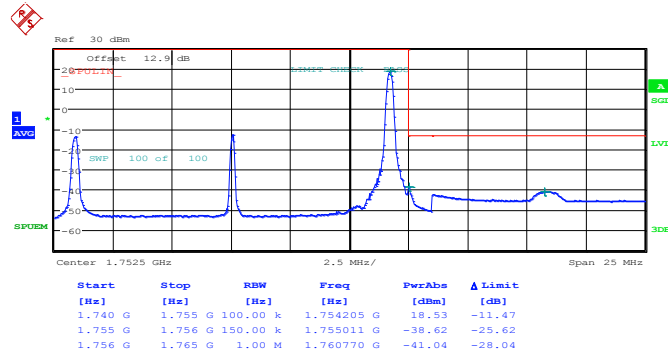


Date: 29.MAY.2014 00:47:00



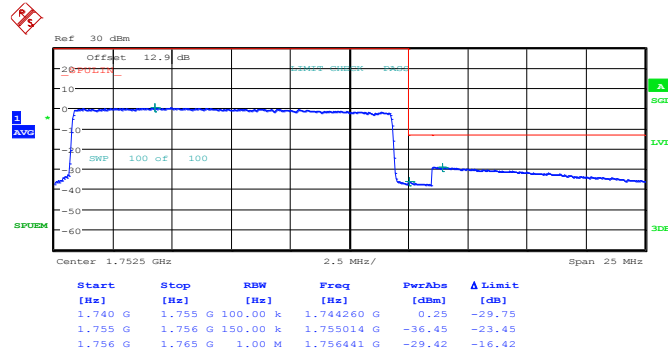


Higher Band Edge Plot for 16QAM-RB Size 1, RB Offset 74



Date: 29.MAY.2014 00:54:56

Higher Band Edge Plot for 16QAM-RB Size 75, RB Offset 0

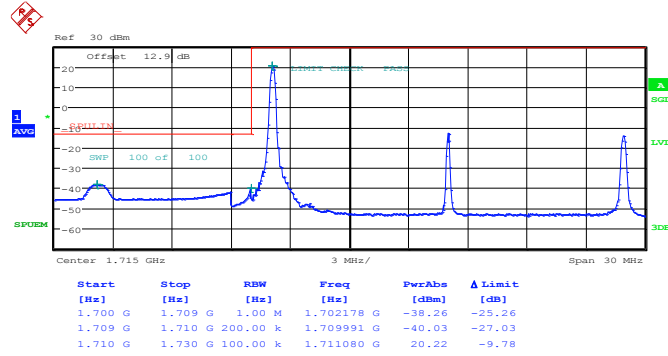


Date: 29.MAY.2014 00:56:31



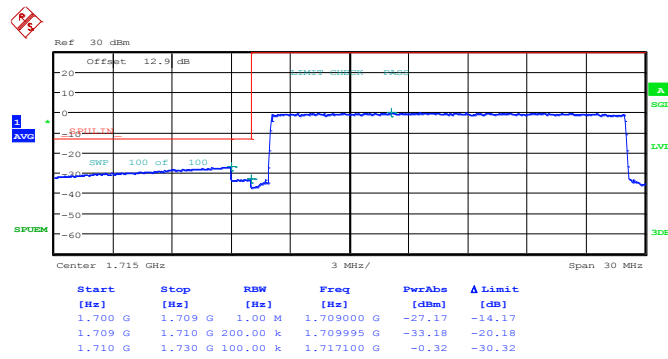
<b>Band :</b>	LTE Band 4	<b>Band Width :</b>	20MHz / QPSK
---------------	------------	---------------------	--------------

Lower Band Edge Plot for QPSK-RB Size 1, RB Offset 0



Date: 29.MAY.2014 01:00:33

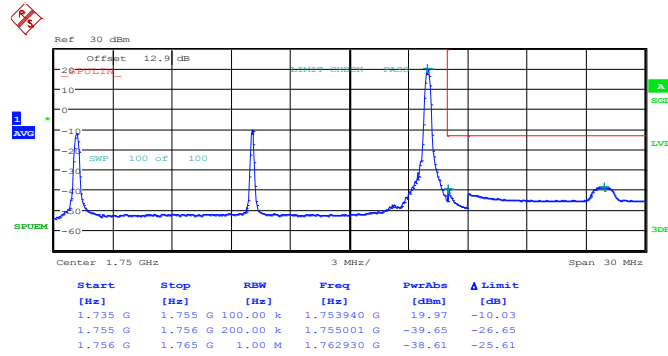
Lower Band Edge Plot for QPSK-RB Size 100, RB Offset 0



Date: 29.MAY.2014 01:02:07

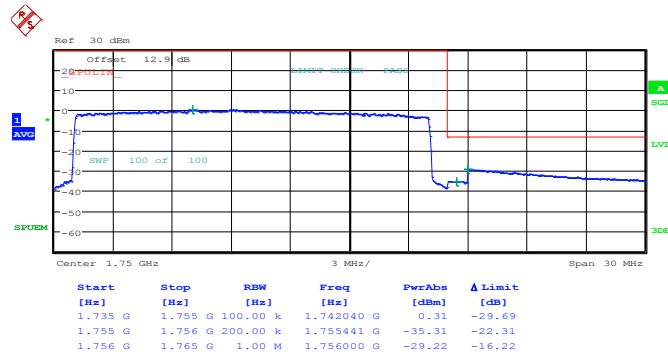


Higher Band Edge Plot for QPSK-RB Size 1, RB Offset 99



Date: 29.MAY.2014 01:10:02

Higher Band Edge Plot for QPSK-RB Size 100, RB Offset 0

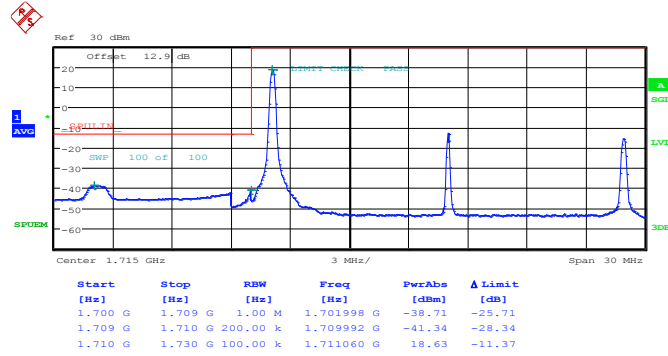


Date: 29.MAY.2014 01:11:37



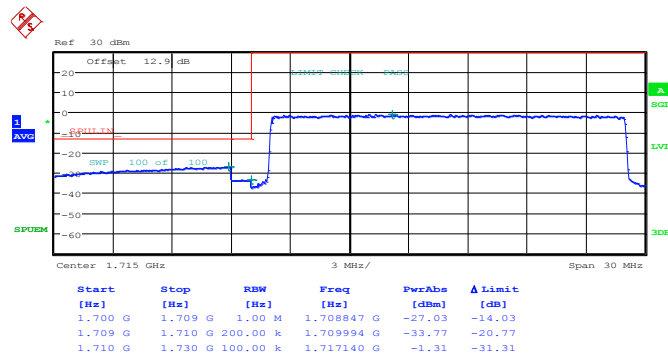
<b>Band :</b>	LTE Band 4	<b>Band Width :</b>	20MHz / 16QAM
---------------	------------	---------------------	---------------

Lower Band Edge Plot for 16QAM-RB Size 1, RB Offset 0



Date: 29.MAY.2014 01:01:20

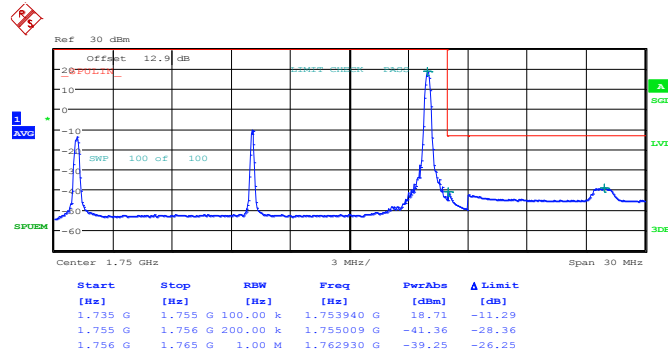
Lower Band Edge Plot for 16QAM-RB Size 100, RB Offset 0



Date: 29.MAY.2014 01:02:54

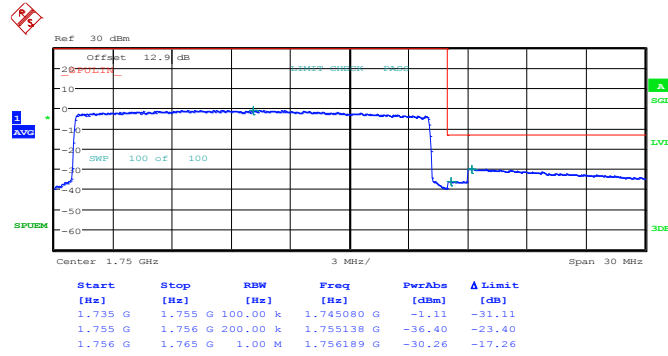


Higher Band Edge Plot for 16QAM-RB Size 1, RB Offset 99



Date: 29.MAY.2014 01:10:50

Higher Band Edge Plot for 16QAM-RB Size 100, RB Offset 0

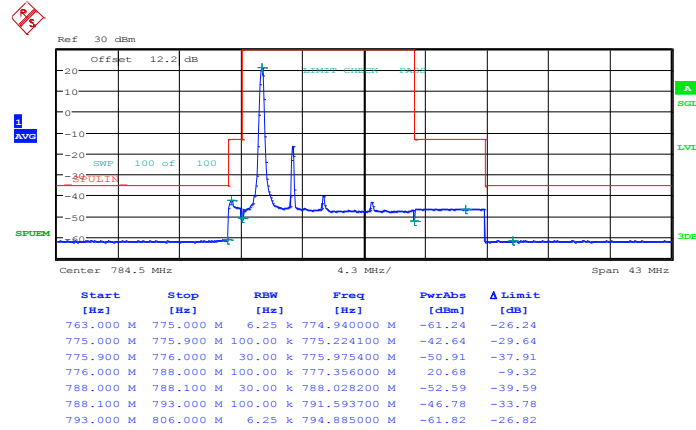


Date: 29.MAY.2014 01:12:24



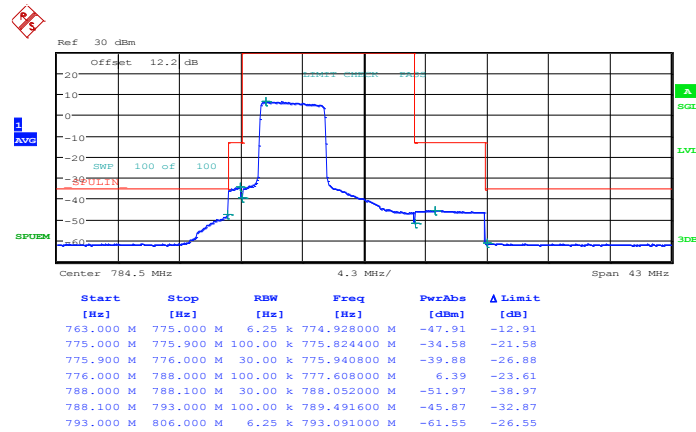
<b>Band :</b>	LTE Band 13	<b>Band Width :</b>	5MHz / QPSK
---------------	-------------	---------------------	-------------

Lower Band Edge Plot for QPSK-RB Size 1, RB Offset 0



Date: 1.AUG.2014 18:24:08

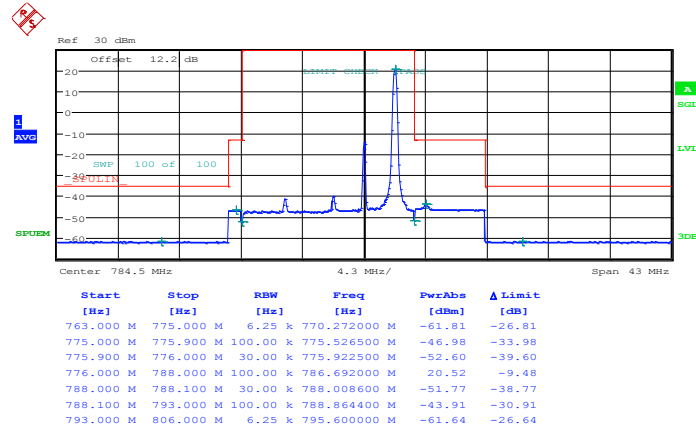
Lower Band Edge Plot for QPSK-RB Size 25, RB Offset 0



Date: 1.AUG.2014 18:31:49

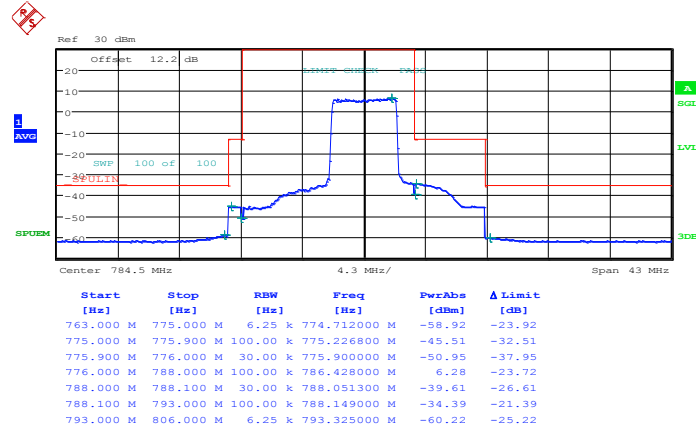


Higher Band Edge Plot for QPSK-RB Size 1, RB Offset 24



Date: 1.AUG.2014 19:04:49

Higher Band Edge Plot for QPSK-RB Size 25, RB Offset 0

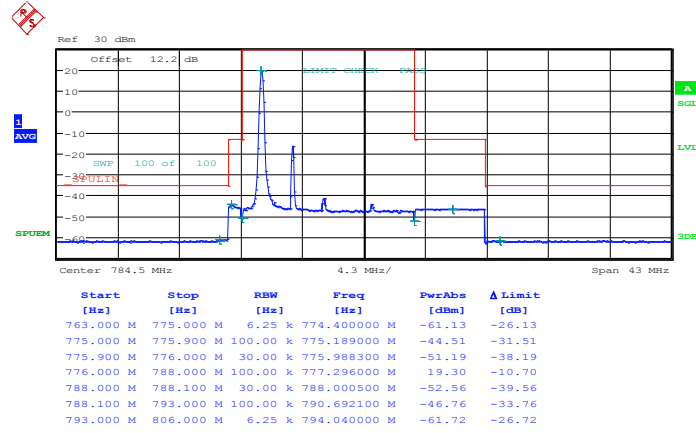


Date: 1.AUG.2014 18:34:17



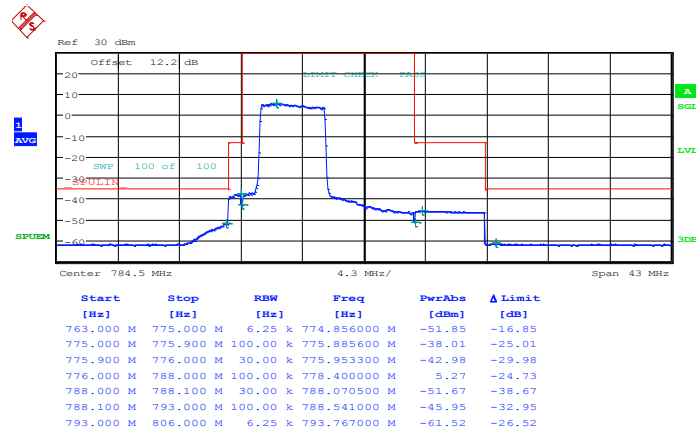
Band :	LTE Band 13	Band Width :	5MHz / 16QAM
--------	-------------	--------------	--------------

Lower Band Edge Plot for 16QAM-RB Size 1, RB Offset 0



Date: 1.AUG.2014 18:26:33

Lower Band Edge Plot for 16QAM-RB Size 25, RB Offset 0

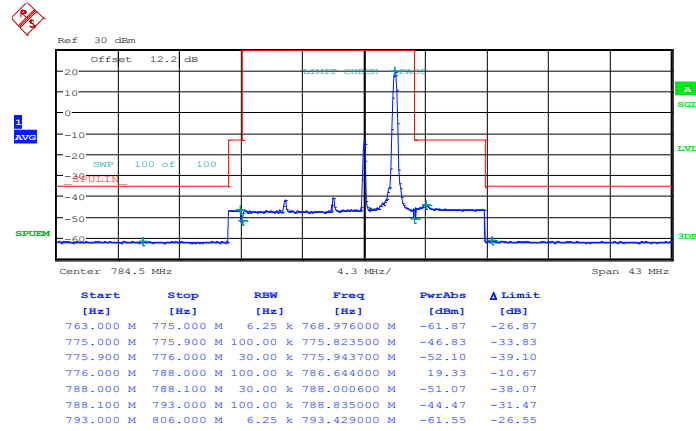


Date: 1.AUG.2014 18:28:57



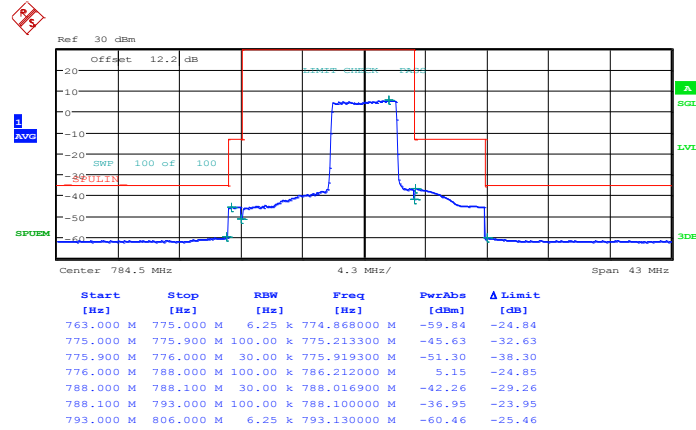


Higher Band Edge Plot for 16QAM-RB Size 1, RB Offset 24



Date: 1.AUG.2014 18:39:36

Higher Band Edge Plot for 16QAM-RB Size 25, RB Offset 0

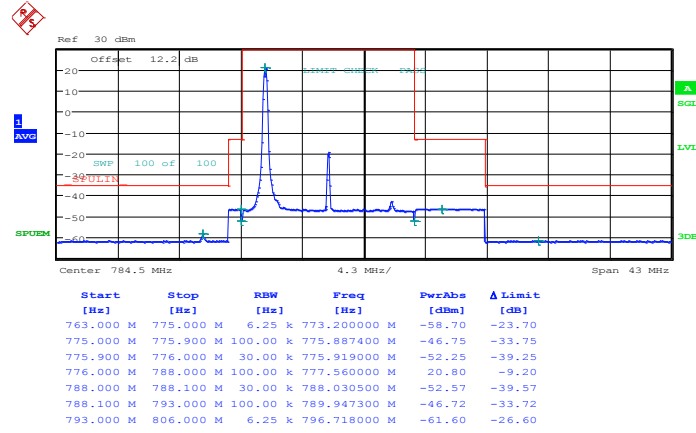


Date: 1.AUG.2014 18:37:07



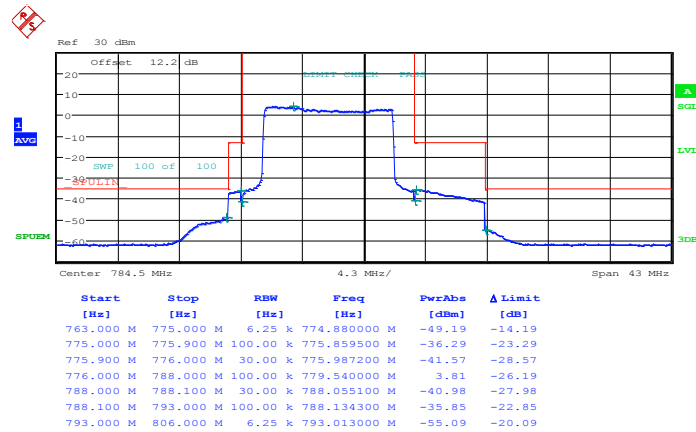
<b>Band :</b>	LTE Band 13	<b>Band Width :</b>	10MHz / QPSK
---------------	-------------	---------------------	--------------

Middle Band Edge Plot for QPSK-RB Size 1, RB Offset 0



Date: 1.AUG.2014 19:14:32

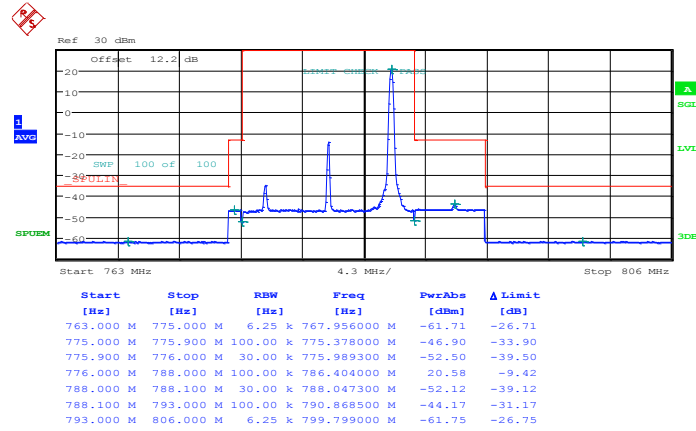
Middle Band Edge Plot for QPSK-RB Size 50, RB Offset 0



Date: 1.AUG.2014 19:16:52



Middle Band Edge Plot for QPSK-RB Size 1, RB Offset 49

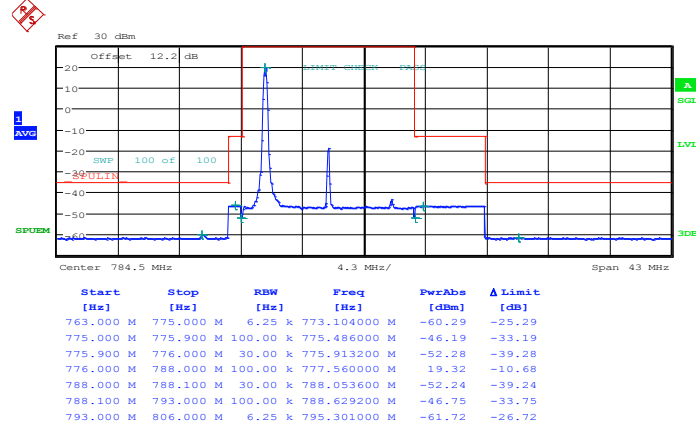


Date: 1.AUG.2014 19:07:40



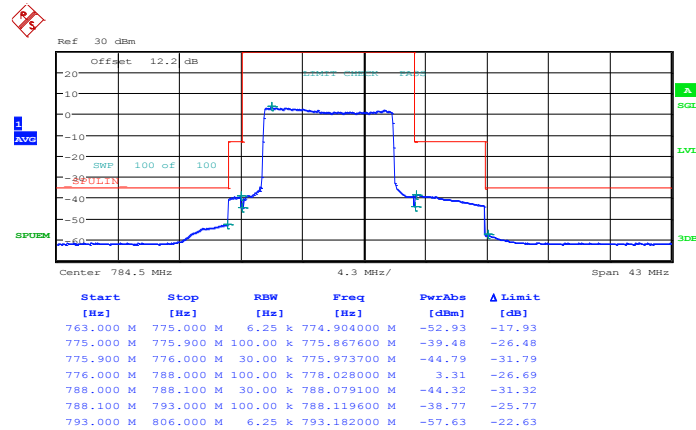
<b>Band :</b>	LTE Band 13	<b>Band Width :</b>	10MHz / 16QAM
---------------	-------------	---------------------	---------------

Middle Band Edge Plot for 16QAM-RB Size 1, RB Offset 0



Date: 1.AUG.2014 19:12:18

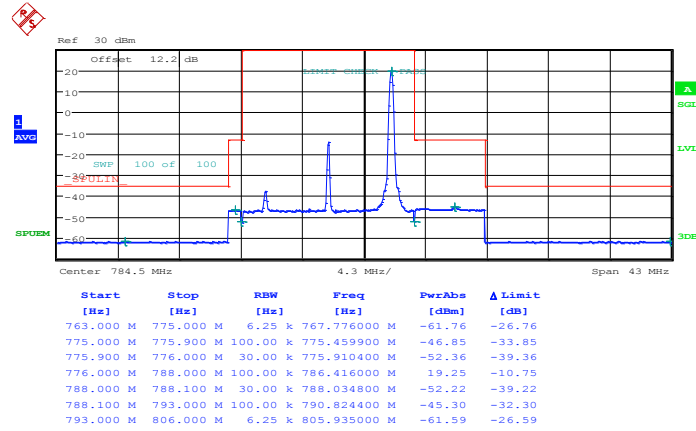
Middle Band Edge Plot for 16QAM-RB Size 50, RB Offset 0



Date: 1.AUG.2014 19:19:10



Middle Band Edge Plot for 16QAM-RB Size 1, RB Offset 49

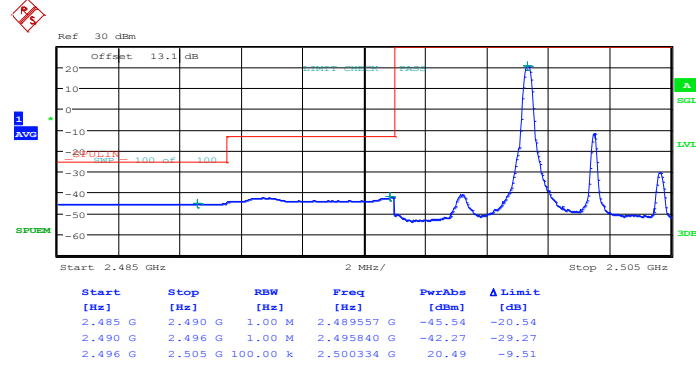


Date: 1.AUG.2014 19:10:02



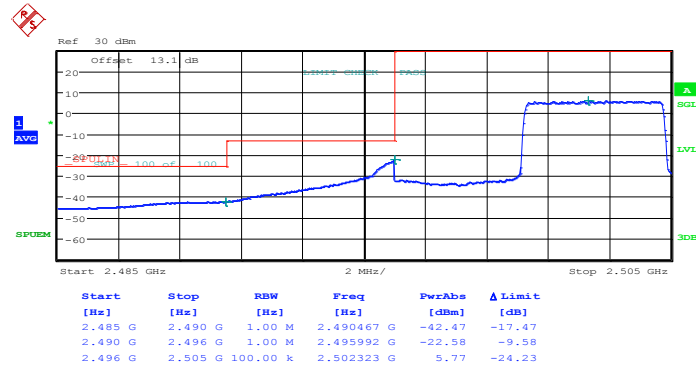
<b>Band :</b>	LTE Band 7	<b>Band Width :</b>	5MHz / QPSK
---------------	------------	---------------------	-------------

Lower Band Edge Plot for QPSK-RB Size 1, RB Offset 0



Date: 31.JUL.2014 20:00:39

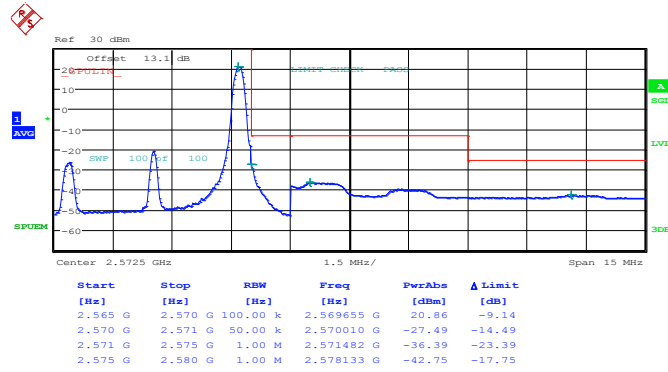
Lower Band Edge Plot for QPSK-RB Size 25, RB Offset 0



Date: 31.JUL.2014 20:00:14

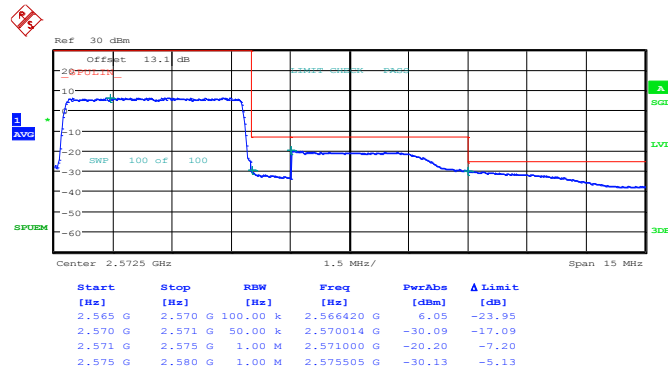


Higher Band Edge Plot for QPSK-RB Size 1, RB Offset 24



Date: 2.JUN.2014 10:46:12

Higher Band Edge Plot for QPSK-RB Size 25, RB Offset 0

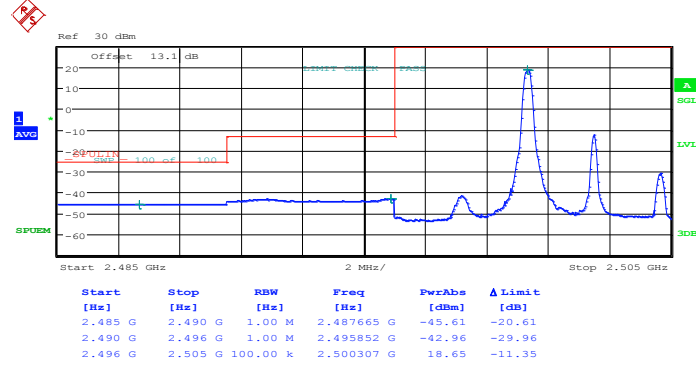


Date: 2.JUN.2014 10:47:47



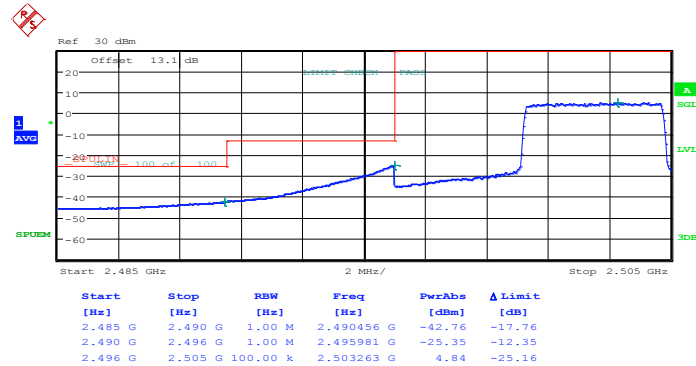
<b>Band :</b>	LTE Band 7	<b>Band Width :</b>	5MHz / 16QAM
---------------	------------	---------------------	--------------

Lower Band Edge Plot for 16QAM-RB Size 1, RB Offset 0



Date: 31.JUL.2014 20:01:09

Lower Band Edge Plot for 16QAM-RB Size 25, RB Offset 0

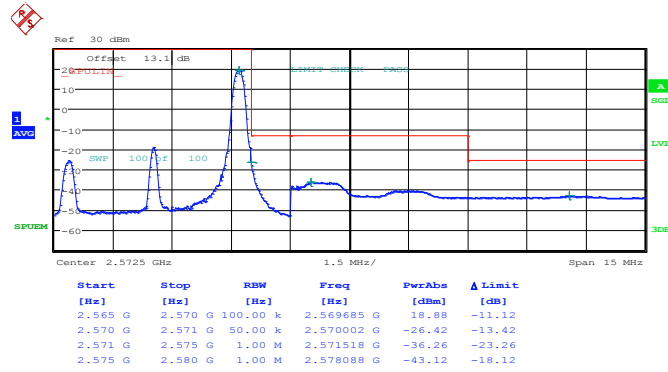


Date: 31.JUL.2014 19:57:22



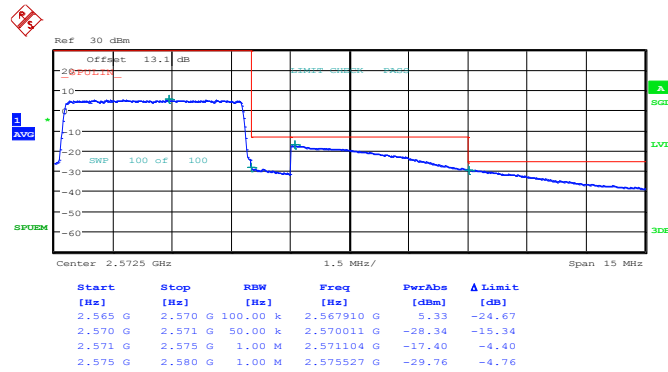


Higher Band Edge Plot for 16QAM-RB Size 1, RB Offset 24



Date: 2.JUN.2014 10:46:59

Higher Band Edge Plot for 16QAM-RB Size 25, RB Offset 0

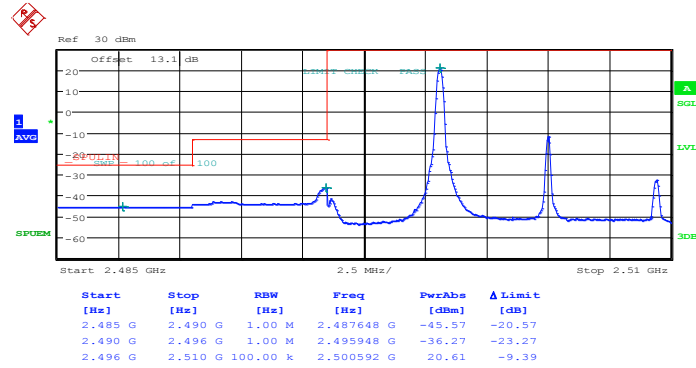


Date: 2.JUN.2014 10:48:34



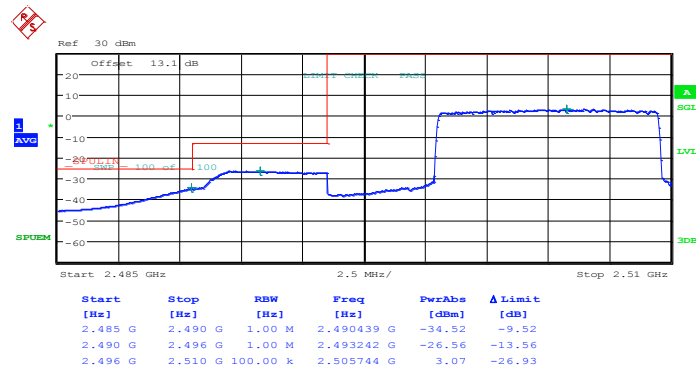
Band :	LTE Band 7	Band Width :	10MHz / QPSK
--------	------------	--------------	--------------

Lower Band Edge Plot for QPSK-RB Size 1, RB Offset 0



Date: 31.JUL.2014 20:03:26

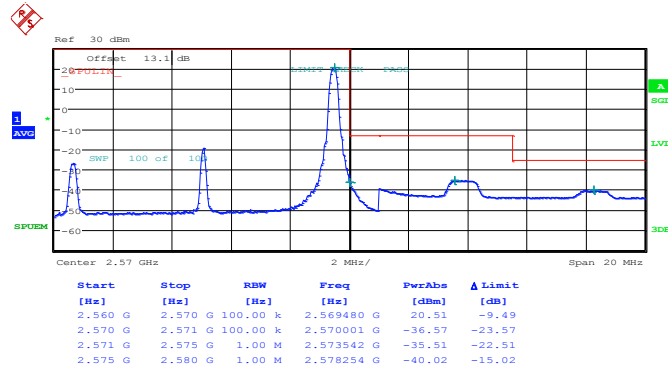
Lower Band Edge Plot for QPSK-RB Size 50, RB Offset 0



Date: 31.JUL.2014 20:02:13

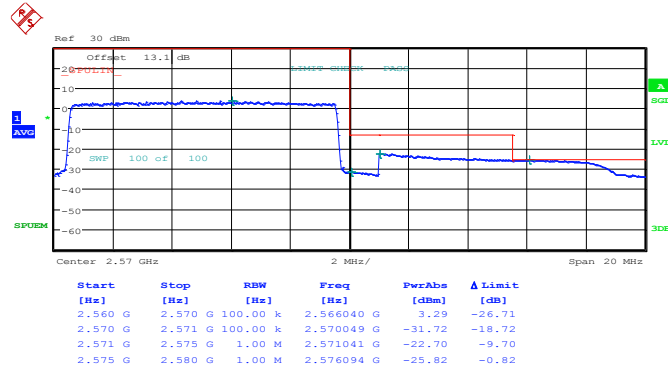


Higher Band Edge Plot for QPSK-RB Size 1, RB Offset 49



Date: 2.JUN.2014 11:02:27

Higher Band Edge Plot for QPSK-RB Size 50, RB Offset 0

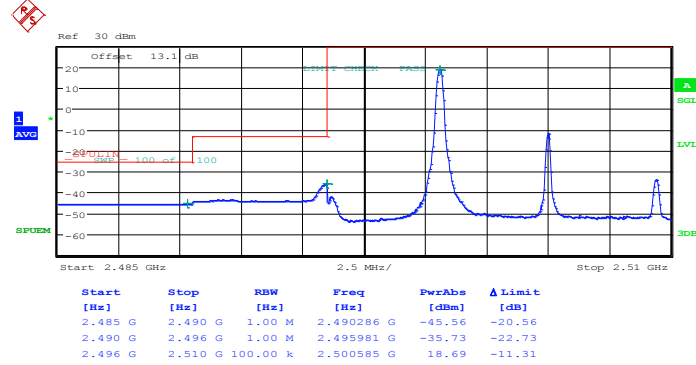


Date: 2.JUN.2014 11:04:02



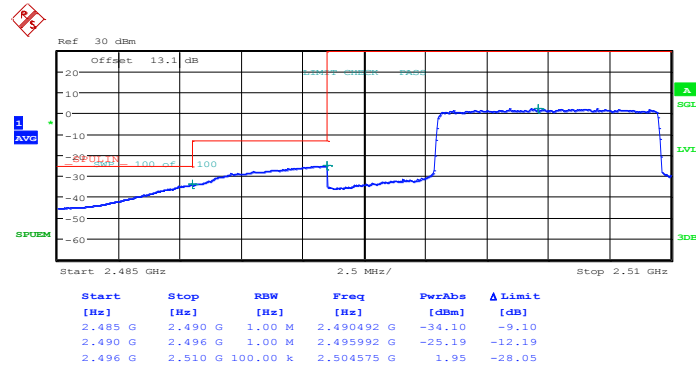
<b>Band :</b>	LTE Band 7	<b>Band Width :</b>	10MHz / 16QAM
---------------	------------	---------------------	---------------

Lower Band Edge Plot for 16QAM-RB Size 1, RB Offset 0



Date: 31.JUL.2014 20:03:04

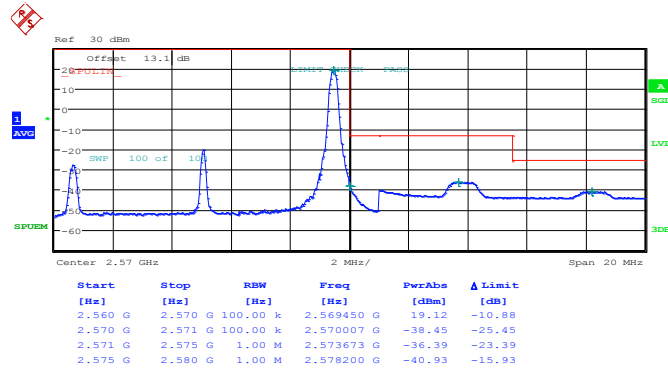
Lower Band Edge Plot for 16QAM-RB Size 50, RB Offset 0



Date: 31.JUL.2014 20:02:43

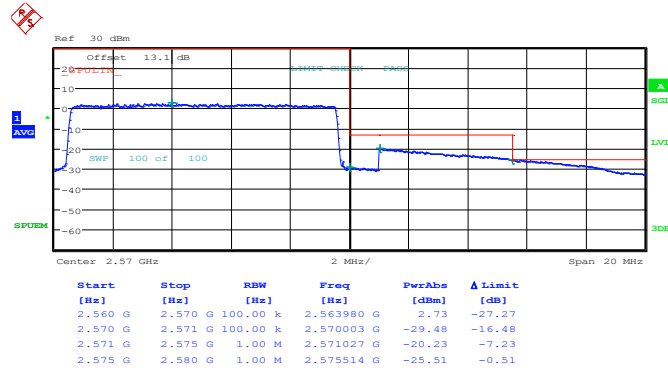


Higher Band Edge Plot for 16QAM-RB Size 1, RB Offset 49



Date: 2.JUN.2014 11:03:14

Higher Band Edge Plot for 16QAM-RB Size 50, RB Offset 0

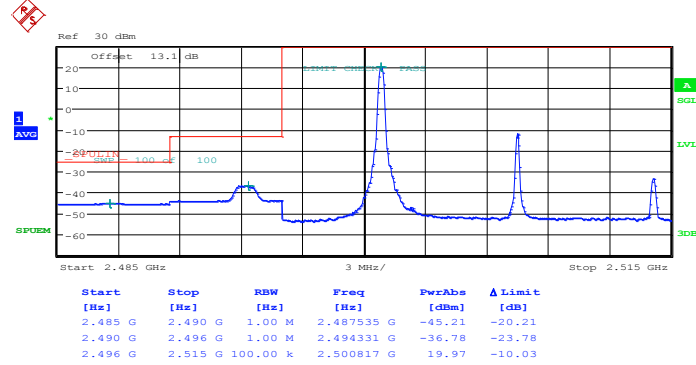


Date: 2.JUN.2014 11:04:49



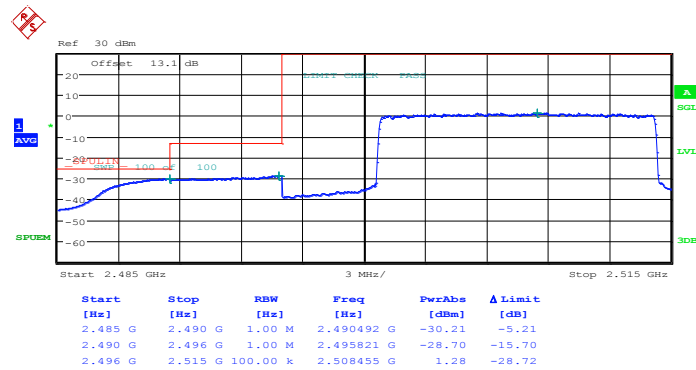
<b>Band :</b>	LTE Band 7	<b>Band Width :</b>	15MHz / QPSK
---------------	------------	---------------------	--------------

Lower Band Edge Plot for QPSK-RB Size 1, RB Offset 0



Date: 31.JUL.2014 20:05:55

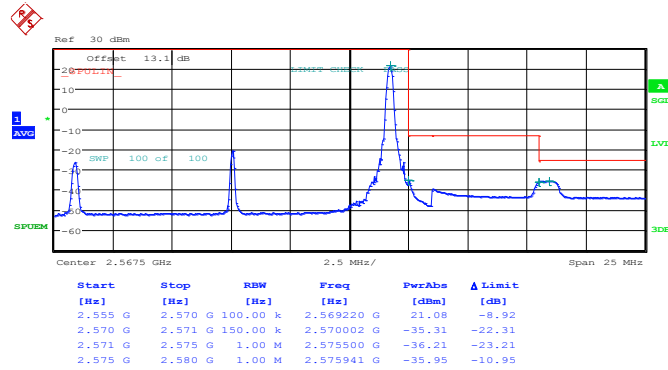
Lower Band Edge Plot for QPSK-RB Size 75, RB Offset 0



Date: 31.JUL.2014 20:04:30

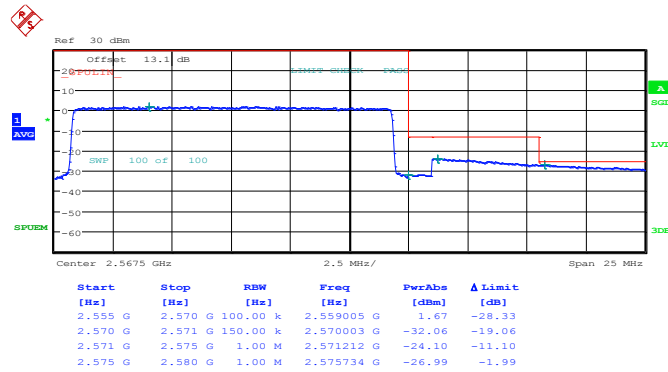


Higher Band Edge Plot for QPSK-RB Size 1, RB Offset 74



Date: 2.JUN.2014 11:18:42

Higher Band Edge Plot for QPSK-RB Size 75, RB Offset 0

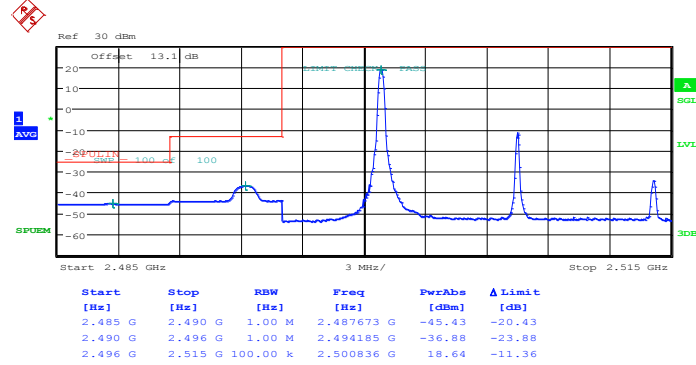


Date: 2.JUN.2014 11:20:17



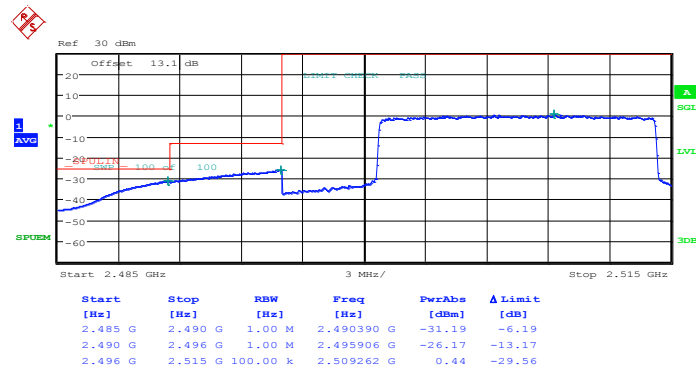
<b>Band :</b>	LTE Band 7	<b>Band Width :</b>	15MHz / 16QAM
---------------	------------	---------------------	---------------

Lower Band Edge Plot for 16QAM-RB Size 1, RB Offset 0



Date: 31.JUL.2014 20:05:31

Lower Band Edge Plot for 16QAM-RB Size 75, RB Offset 0

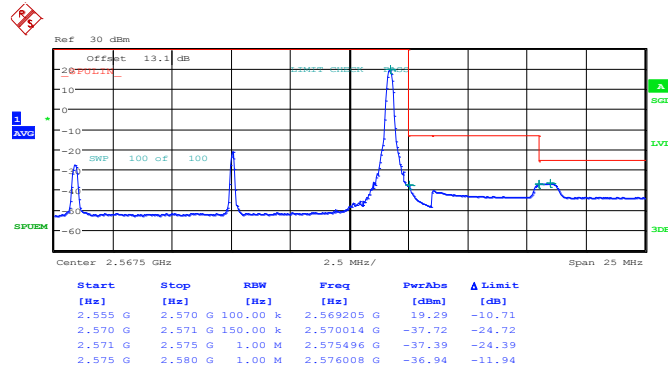


Date: 31.JUL.2014 20:05:05



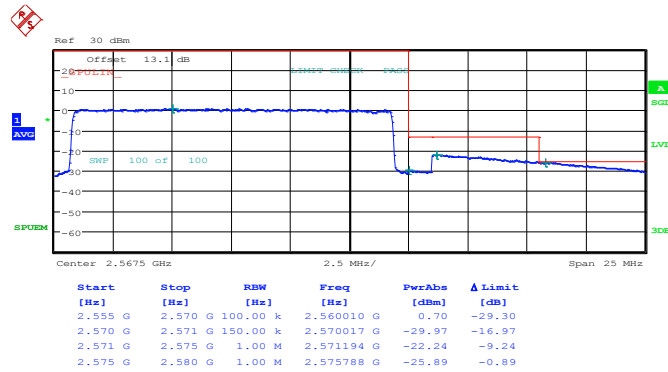


Higher Band Edge Plot for 16QAM-RB Size 1, RB Offset 74



Date: 2.JUN.2014 11:19:29

Higher Band Edge Plot for 16QAM-RB Size 75, RB Offset 0

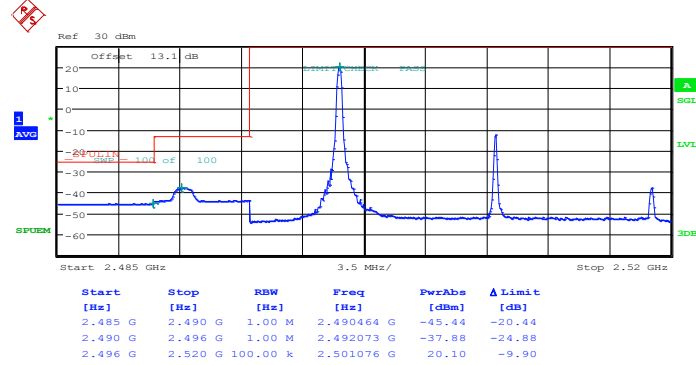


Date: 2.JUN.2014 11:21:04



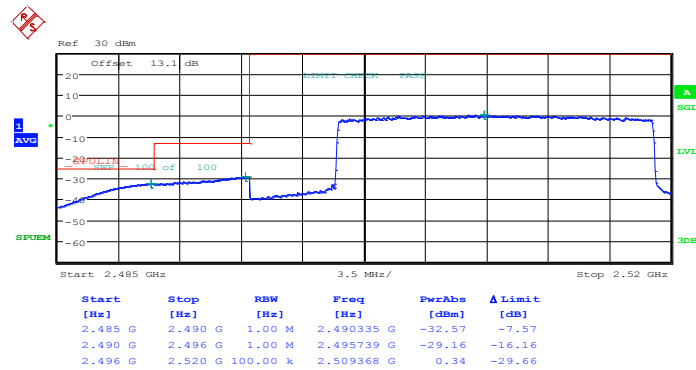
<b>Band :</b>	LTE Band 7	<b>Band Width :</b>	20MHz / QPSK
---------------	------------	---------------------	--------------

Lower Band Edge Plot for QPSK-RB Size 1, RB Offset 0



Date: 31.JUL.2014 20:08:37

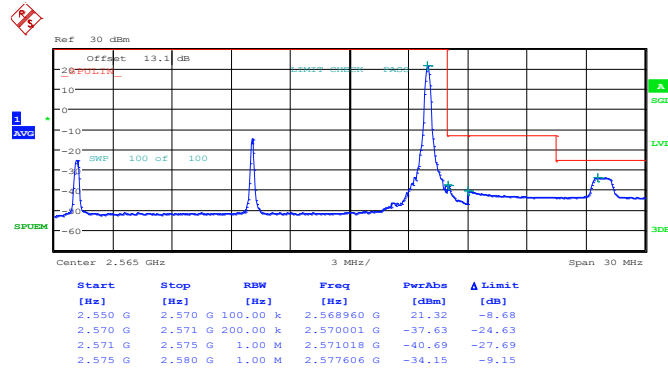
Lower Band Edge Plot for QPSK-RB Size 100, RB Offset 0



Date: 31.JUL.2014 20:06:45

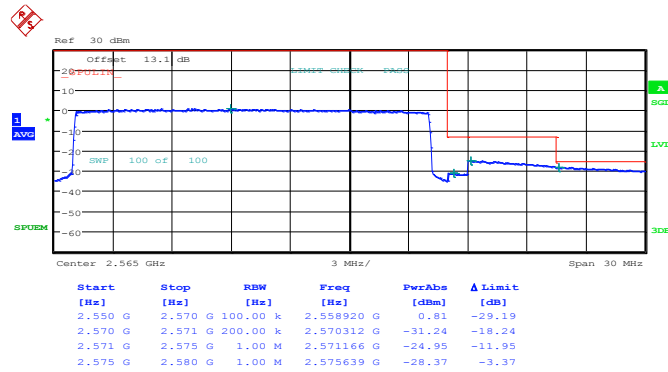


Higher Band Edge Plot for QPSK-RB Size 1, RB Offset 99



Date: 2.JUN.2014 11:34:57

Higher Band Edge Plot for QPSK-RB Size 100, RB Offset 0

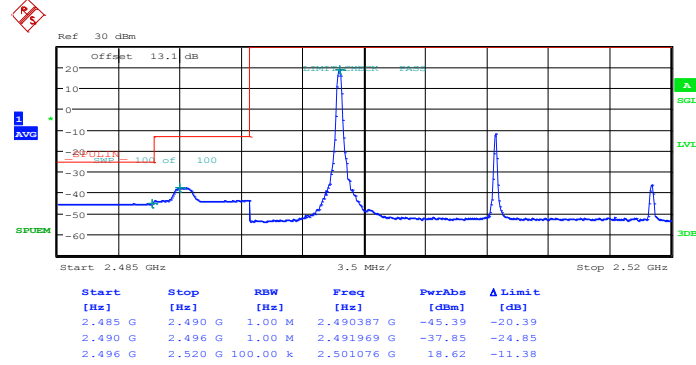


Date: 2.JUN.2014 11:37:18



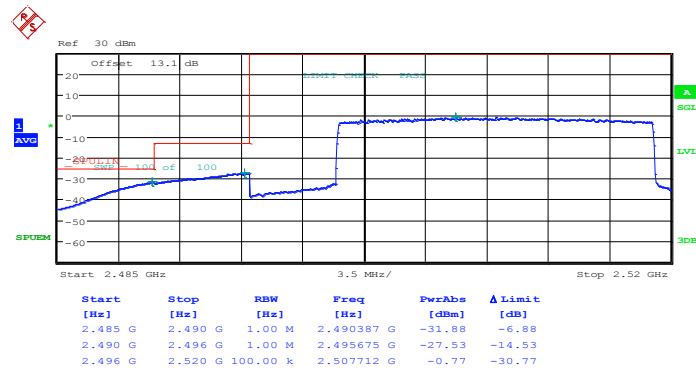
<b>Band :</b>	LTE Band 7	<b>Band Width :</b>	20MHz / 16QAM
---------------	------------	---------------------	---------------

Lower Band Edge Plot for 16QAM-RB Size 1, RB Offset 0



Date: 31.JUL.2014 20:08:12

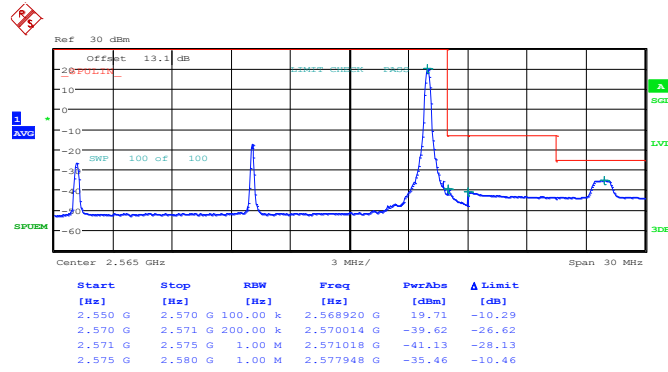
Lower Band Edge Plot for 16QAM-RB Size 100, RB Offset 0



Date: 31.JUL.2014 20:07:25

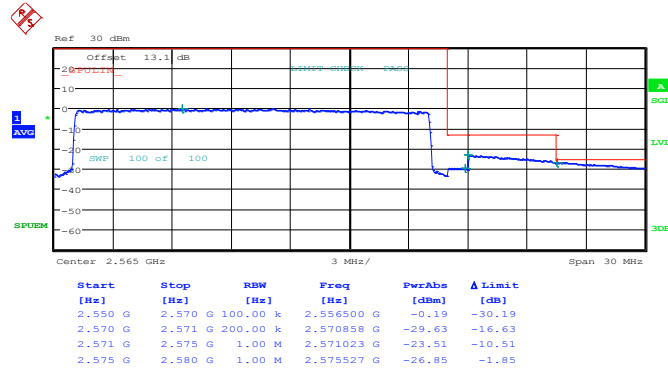


Higher Band Edge Plot for 16QAM-RB Size 1, RB Offset 99



Date: 2.JUN.2014 11:35:44

Higher Band Edge Plot for 16QAM-RB Size 100, RB Offset 0



Date: 2.JUN.2014 11:36:31



### 3.6 Conducted Spurious Emission Measurement

#### 3.6.1 Description of Conducted Spurious Emission Measurement

The power of any emission outside of the authorized operating frequency ranges must be lower than the transmitter power (P) by a factor of at least  $43 + 10 \log (P)$  dB.

For Band 7

The power of any emission outside of the authorized operating frequency ranges must be lower than the transmitter power (P) by a factor of at least  $55 + 10 \log (P)$  dB.

It is measured by means of a calibrated spectrum analyzer and scanned from 30MHz up to a frequency including its 10<sup>th</sup> harmonic.

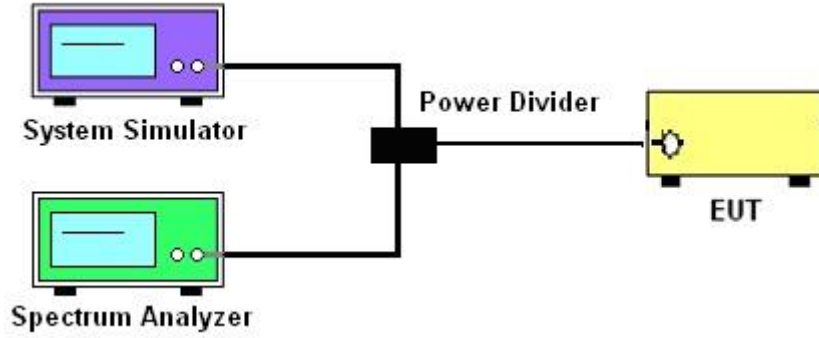
#### 3.6.2 Measuring Instruments

The measuring equipment is listed in the section 4 of this test report.

#### 3.6.3 Test Procedures

1. The measurement procedures was followed in the KDB 971168 v02r01 Section 6.0.
2. The EUT was connected to spectrum analyzer and system simulator via a power divider.
3. The RF output of EUT was connected to the spectrum analyzer by RF cable and attenuator. The path loss was compensated to the results for each measurement.
4. The middle channel for the highest RF power within the transmitting frequency was measured.
5. The conducted spurious emission for the whole frequency range was taken.
6. Make the measurement with the spectrum analyzer's RBW = 1MHz, VBW = 3MHz, taking the record of maximum spurious emission.
7. The RF fundamental frequency should be excluded against the limit line in the operating frequency band.
8. The limit line is derived from  $43 + 10\log(P)$ dB below the transmitter power P(Watts)  
 $= P(W) - [43 + 10\log(P)]$  (dB)  
 $= [30 + 10\log(P)]$  (dBm) -  $[43 + 10\log(P)]$  (dB)  
 $= -13$ dBm.
9. For Band 7  
The limit line is derived from  $55 + 10\log(P)$ dB below the transmitter power P(Watts)

### 3.6.4 Test Setup

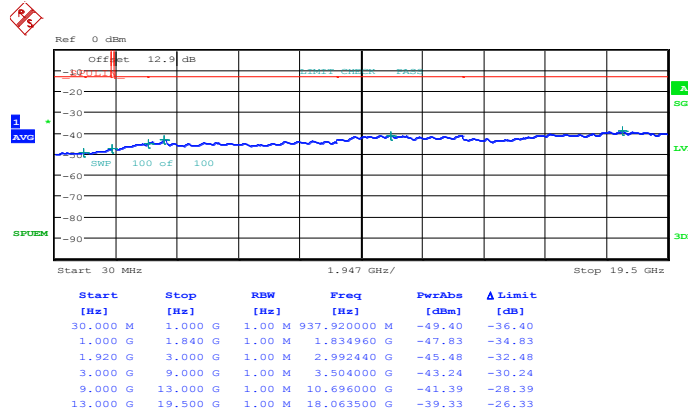




### 3.6.5 Test Result (Plots) of Conducted Spurious Emission

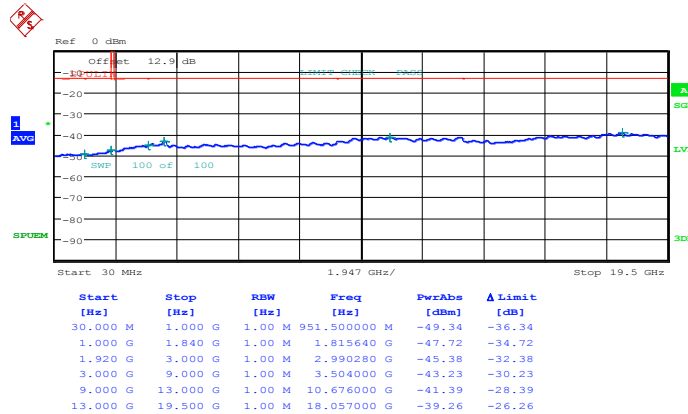
Band :	LTE Band 2	Channel :	CH18607 (Low)
Band Width :	1.4MHz		

#### QPSK (RB Size 1, RB Offset 0)



Date: 28.MAY.2014 21:43:54

#### 16QAM (RB Size 1, RB Offset 0)



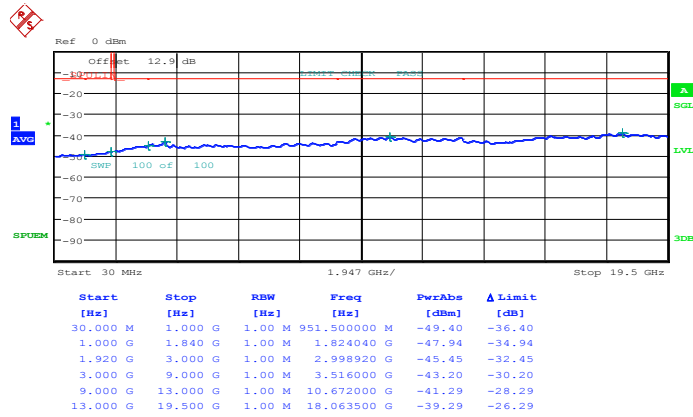
Date: 28.MAY.2014 21:44:54





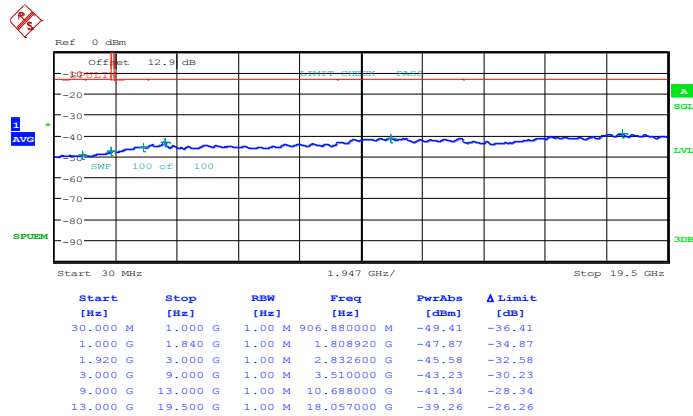
<b>Band :</b>	LTE Band 2	<b>Channel :</b>	CH18900 (Middle)
<b>Band Width :</b>	1.4MHz		

QPSK (RB Size 1, RB Offset 0)



Date: 28.MAY.2014 21:47:03

16QAM (RB Size 1, RB Offset 0)

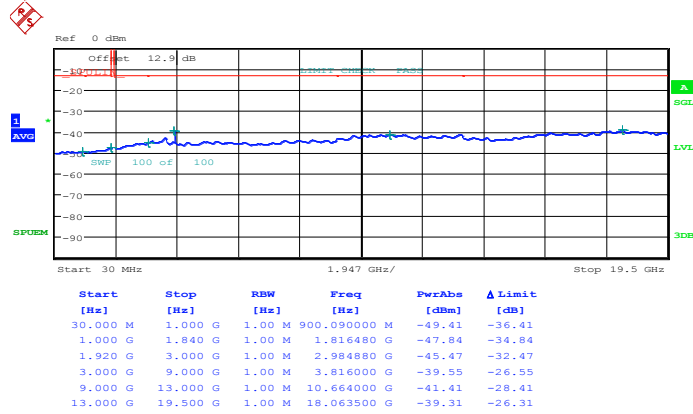


Date: 28.MAY.2014 21:48:04



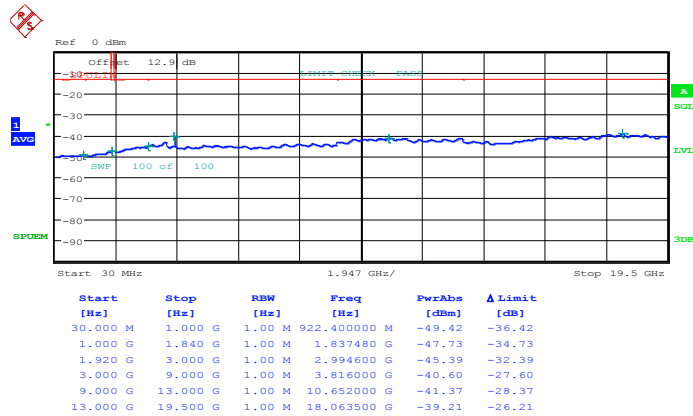
<b>Band :</b>	LTE Band 2	<b>Channel :</b>	CH19193 (High)
<b>Band Width :</b>	1.4MHz		

QPSK (RB Size 1, RB Offset 0)



Date: 28.MAY.2014 21:53:22

16QAM (RB Size 1, RB Offset 0)

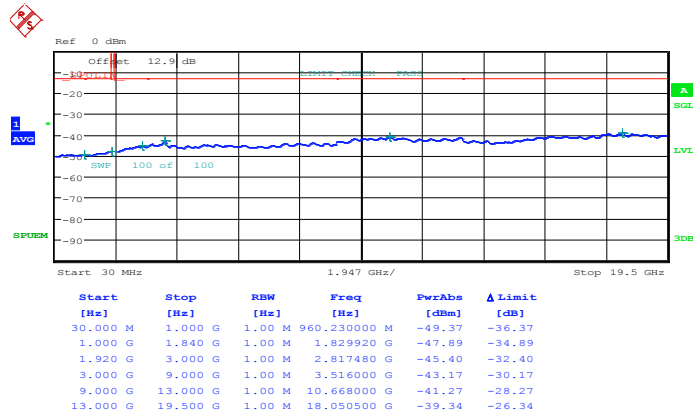


Date: 28.MAY.2014 21:54:22



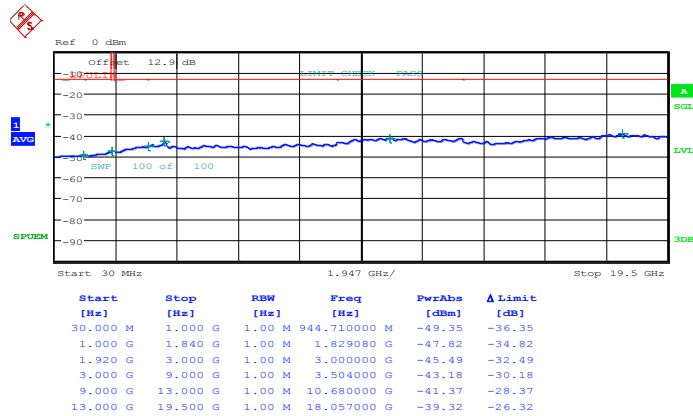
<b>Band :</b>	LTE Band 2	<b>Channel :</b>	CH18615 (Low)
<b>Band Width :</b>	3MHz		

QPSK (RB Size 1, RB Offset 0)



Date: 28.MAY.2014 22:01:29

16QAM (RB Size 1, RB Offset 0)

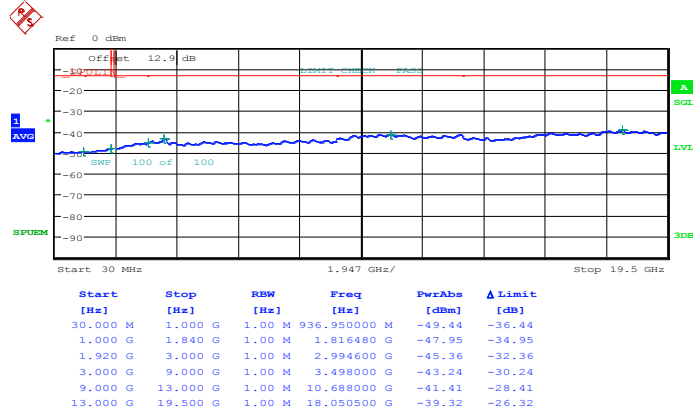


Date: 28.MAY.2014 22:02:29



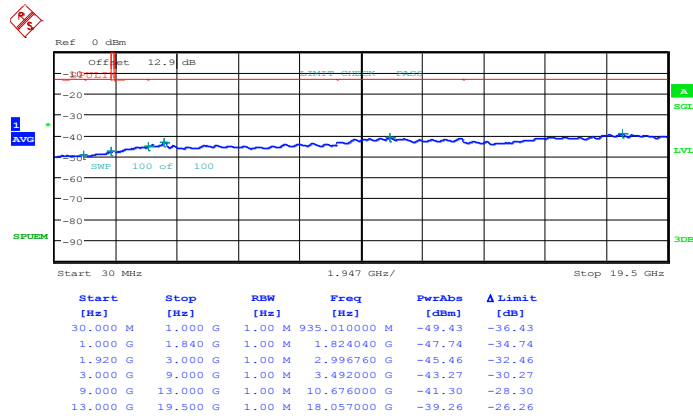
<b>Band :</b>	LTE Band 2	<b>Channel :</b>	CH18900 (Middle)
<b>Band Width :</b>	3MHz		

**QPSK (RB Size 1, RB Offset 0)**



Date: 28.MAY.2014 22:04:39

**16QAM (RB Size 1, RB Offset 0)**

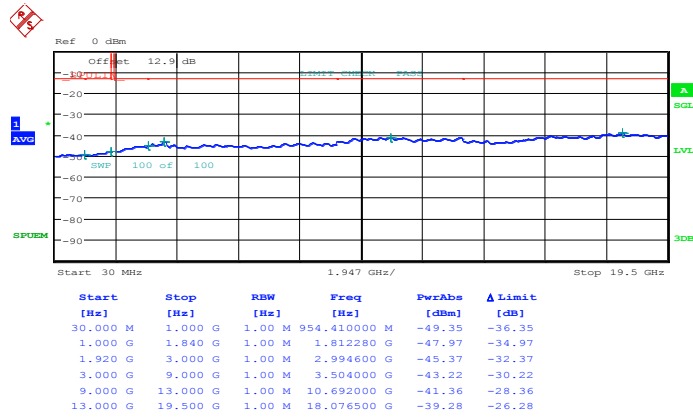


Date: 28.MAY.2014 22:05:39



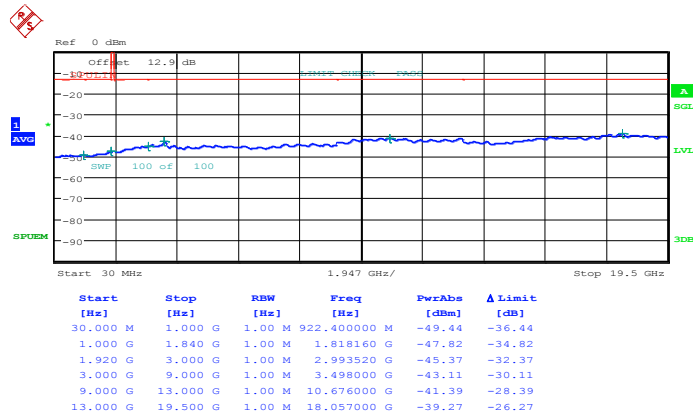
<b>Band :</b>	LTE Band 2	<b>Channel :</b>	CH19185 (High)
<b>Band Width :</b>	3MHz		

**QPSK (RB Size 1, RB Offset 0)**



Date: 28.MAY.2014 22:10:57

**16QAM (RB Size 1, RB Offset 0)**

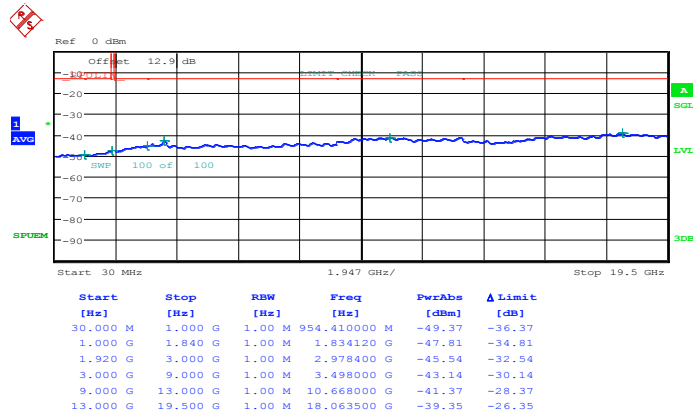


Date: 28.MAY.2014 22:11:58



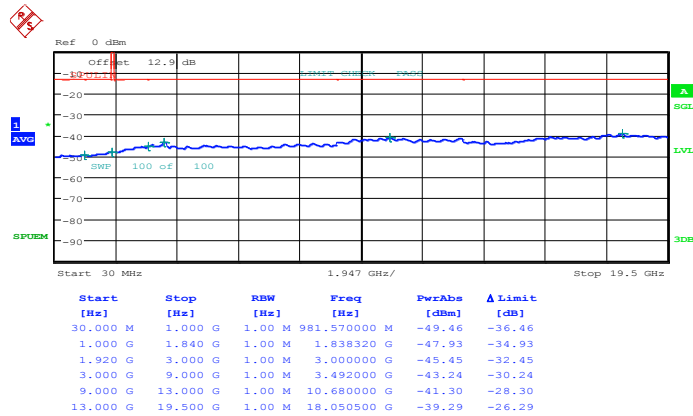
<b>Band :</b>	LTE Band 2	<b>Channel :</b>	CH18625 (Low)
<b>Band Width :</b>	5MHz		

**QPSK (RB Size 1, RB Offset 0)**



Date: 28.MAY.2014 22:17:20

**16QAM (RB Size 1, RB Offset 0)**

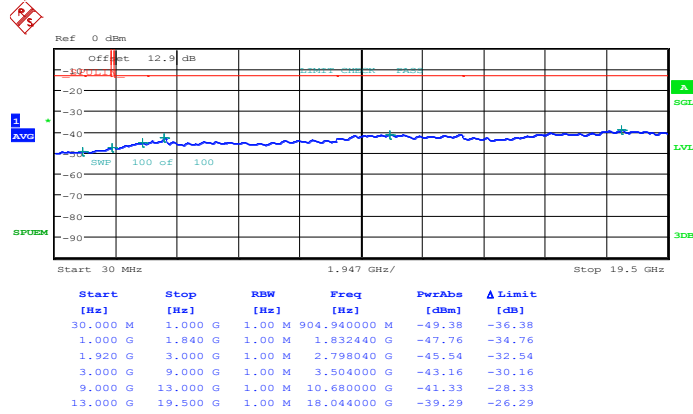


Date: 28.MAY.2014 22:18:20



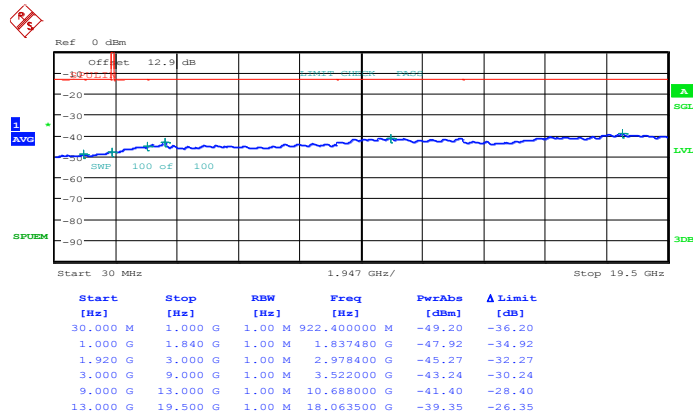
<b>Band :</b>	LTE Band 2	<b>Channel :</b>	CH18900 (Middle)
<b>Band Width :</b>	5MHz		

QPSK (RB Size 1, RB Offset 0)



Date: 28.MAY.2014 22:20:27

16QAM (RB Size 1, RB Offset 0)

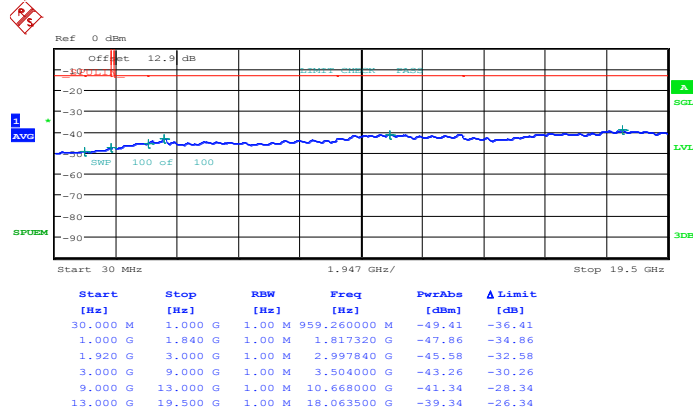


Date: 28.MAY.2014 22:21:27



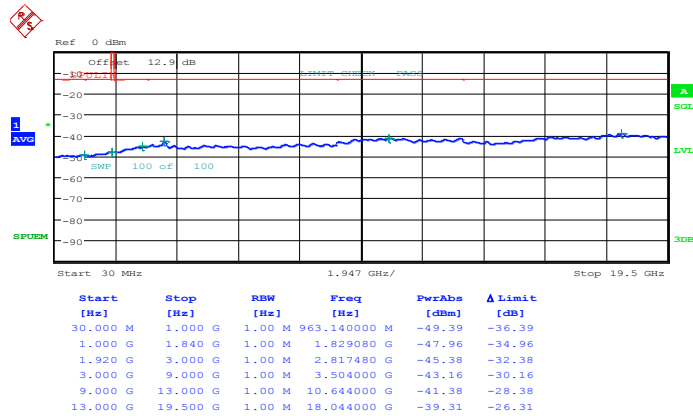
<b>Band :</b>	LTE Band 2	<b>Channel :</b>	CH19175 (High)
<b>Band Width :</b>	5MHz		

**QPSK (RB Size 1, RB Offset 0)**



Date: 28.MAY.2014 22:26:39

**16QAM (RB Size 1, RB Offset 0)**



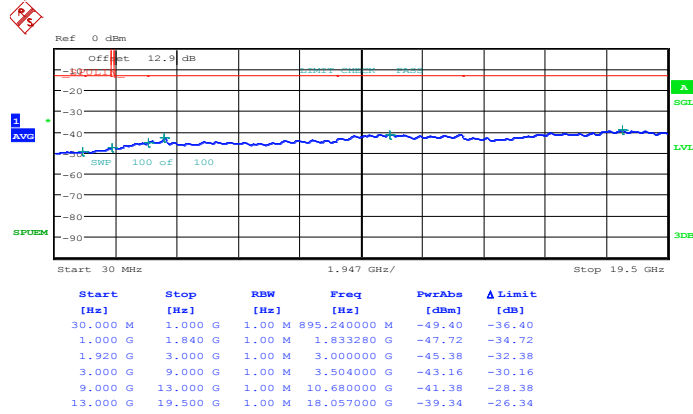
Date: 28.MAY.2014 22:27:39





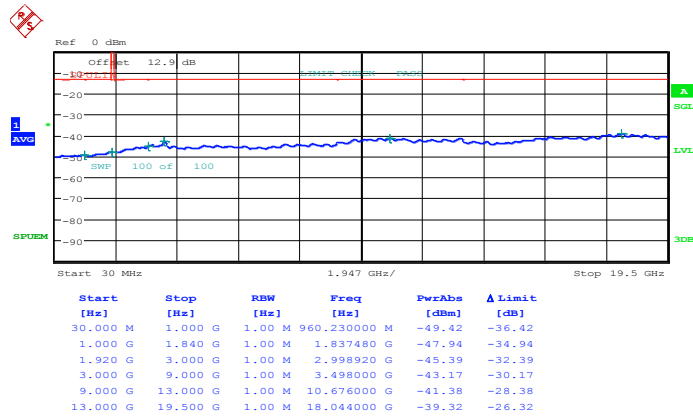
<b>Band :</b>	LTE Band 2	<b>Channel :</b>	CH18650 (Low)
<b>Band Width :</b>	10MHz		

**QPSK (RB Size 1, RB Offset 0)**



Date: 28.MAY.2014 22:32:55

**16QAM (RB Size 1, RB Offset 0)**

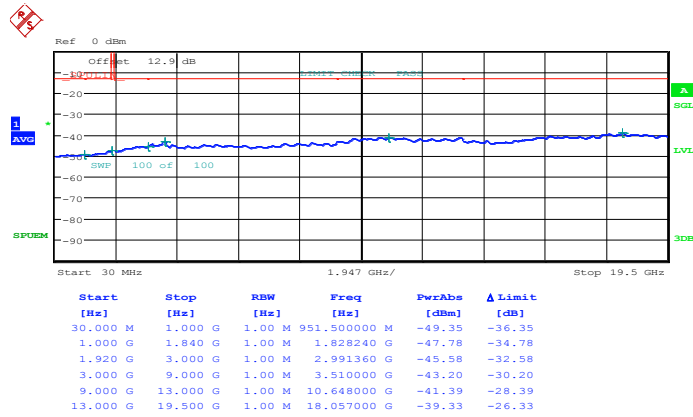


Date: 28.MAY.2014 22:33:55



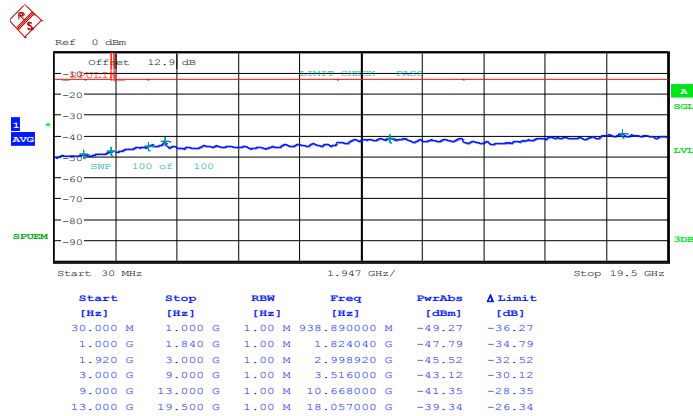
<b>Band :</b>	LTE Band 2	<b>Channel :</b>	CH18900 (Middle)
<b>Band Width :</b>	10MHz		

**QPSK (RB Size 1, RB Offset 0)**



Date: 28.MAY.2014 22:36:01

**16QAM (RB Size 1, RB Offset 0)**

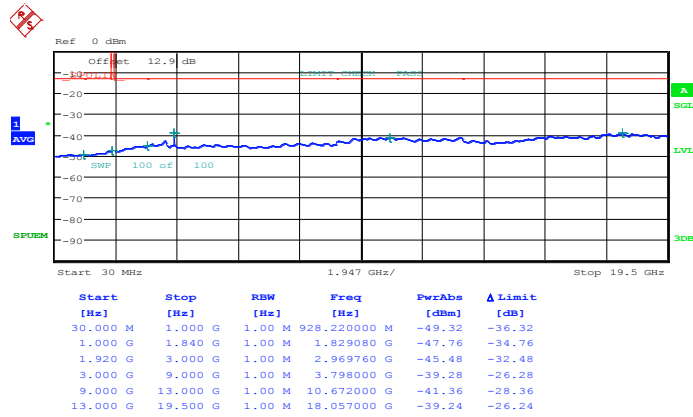


Date: 28.MAY.2014 22:37:01



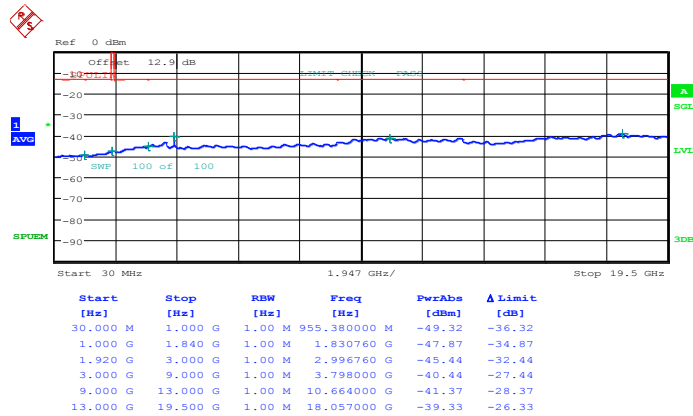
<b>Band :</b>	LTE Band 2	<b>Channel :</b>	CH19150 (High)
<b>Band Width :</b>	10MHz		

**QPSK (RB Size 1, RB Offset 0)**



Date: 28.MAY.2014 22:42:13

**16QAM (RB Size 1, RB Offset 0)**

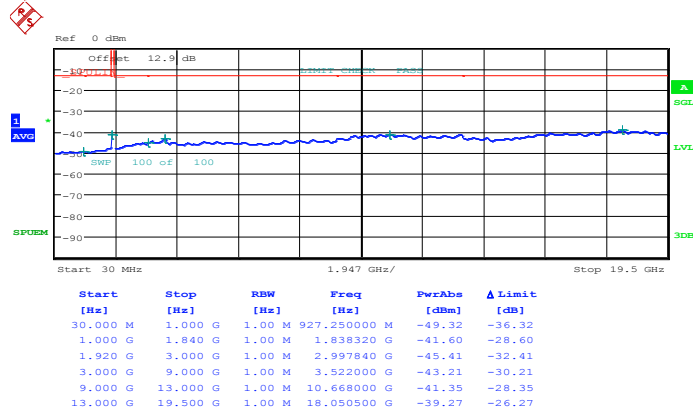


Date: 28.MAY.2014 22:43:13



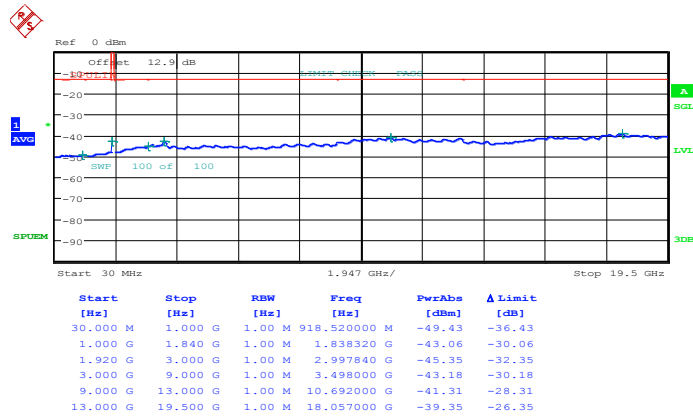
<b>Band :</b>	LTE Band 2	<b>Channel :</b>	CH18675 (Low)
<b>Band Width :</b>	15MHz		

**QPSK (RB Size 1, RB Offset 0)**



Date: 28.MAY.2014 22:48:30

**16QAM (RB Size 1, RB Offset 0)**

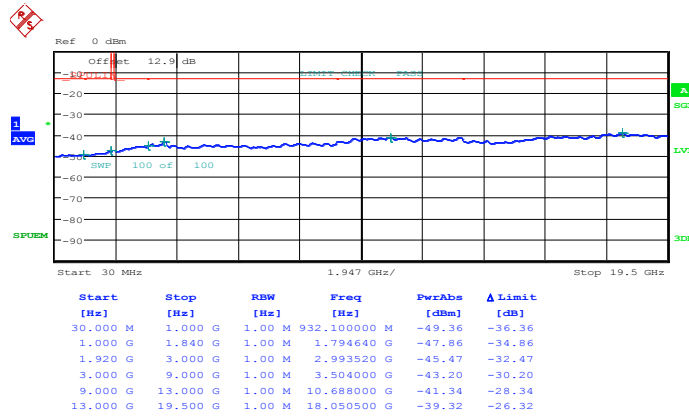


Date: 28.MAY.2014 22:49:29



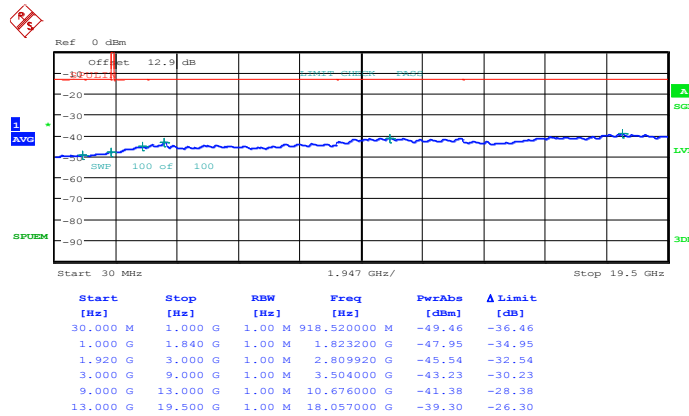
<b>Band :</b>	LTE Band 2	<b>Channel :</b>	CH18900 (Middle)
<b>Band Width :</b>	15MHz		

**QPSK (RB Size 1, RB Offset 0)**



Date: 28.MAY.2014 22:51:35

**16QAM (RB Size 1, RB Offset 0)**

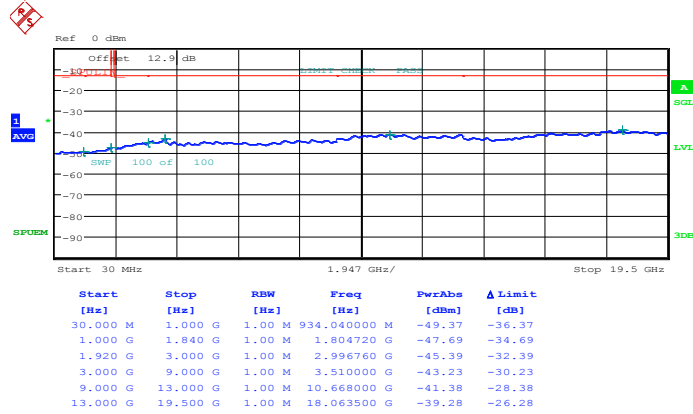


Date: 28.MAY.2014 22:52:35



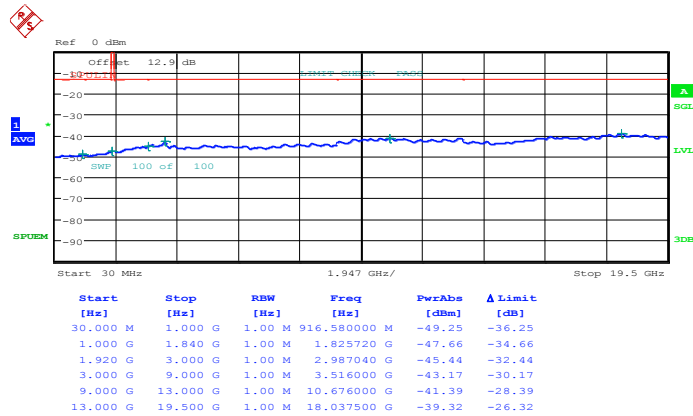
<b>Band :</b>	LTE Band 2	<b>Channel :</b>	CH19125 (High)
<b>Band Width :</b>	15MHz		

**QPSK (RB Size 1, RB Offset 0)**



Date: 28.MAY.2014 22:57:47

**16QAM (RB Size 1, RB Offset 0)**

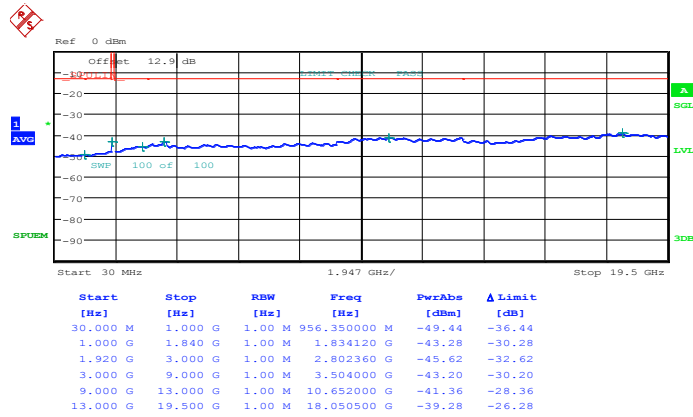


Date: 28.MAY.2014 22:58:47



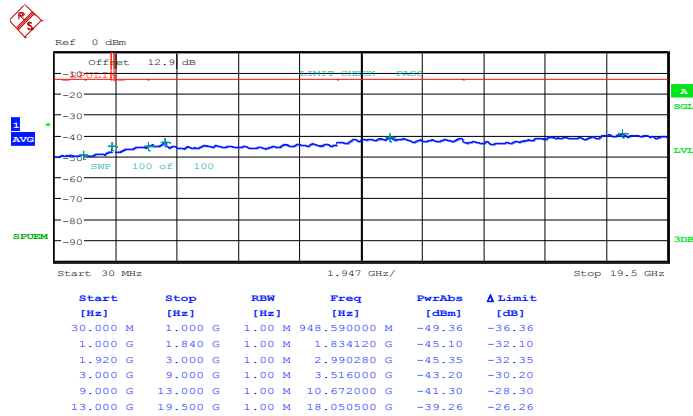
<b>Band :</b>	LTE Band 2	<b>Channel :</b>	CH18700 (Low)
<b>Band Width :</b>	20MHz		

**QPSK (RB Size 1, RB Offset 0)**



Date: 28.MAY.2014 23:04:03

**16QAM (RB Size 1, RB Offset 0)**

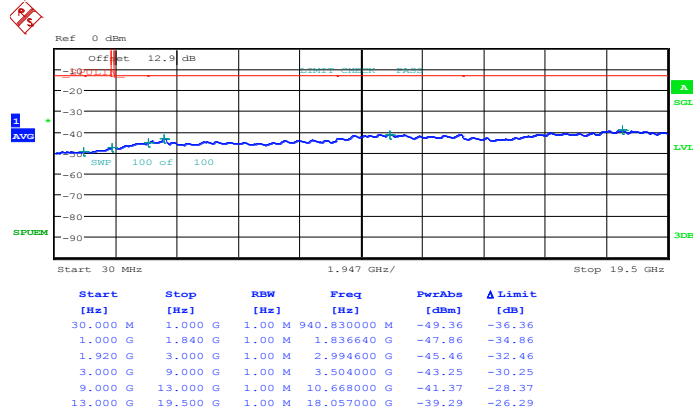


Date: 28.MAY.2014 23:05:03



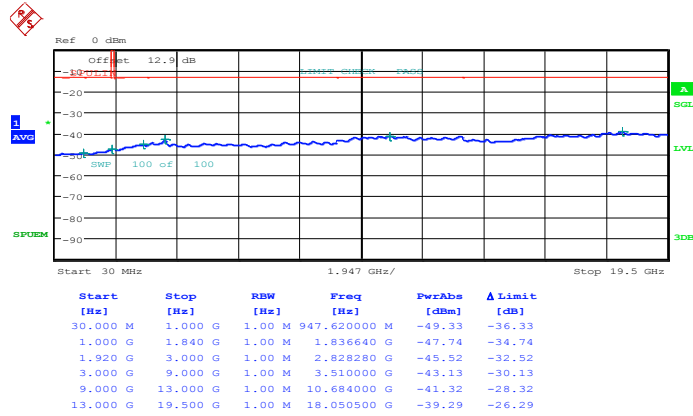
<b>Band :</b>	LTE Band 2	<b>Channel :</b>	CH18900 (Middle)
<b>Band Width :</b>	20MHz		

**QPSK (RB Size 1, RB Offset 0)**



Date: 28.MAY.2014 23:07:09

**16QAM (RB Size 1, RB Offset 0)**



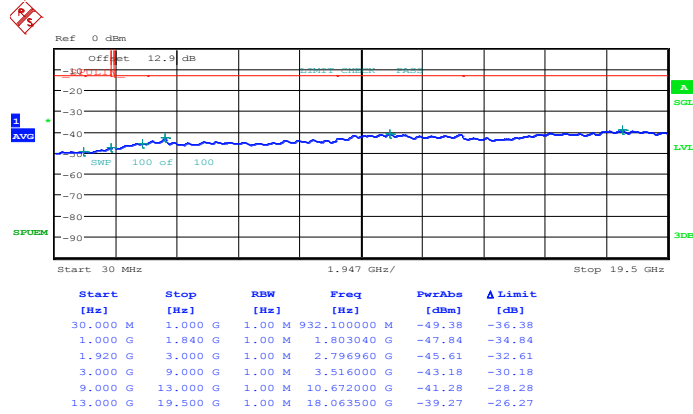
Date: 28.MAY.2014 23:08:08





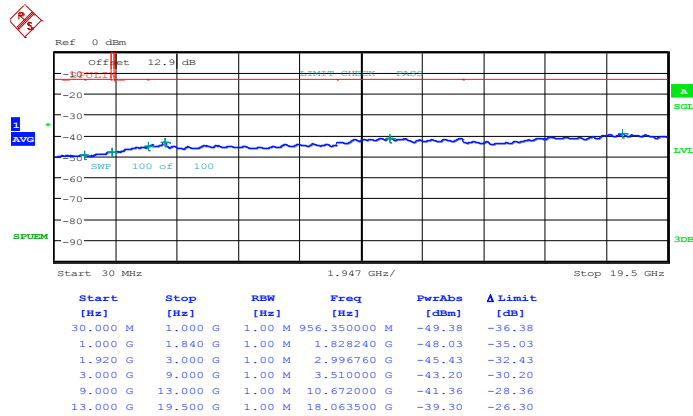
<b>Band :</b>	LTE Band 2	<b>Channel :</b>	CH19100 (High)
<b>Band Width :</b>	20MHz		

QPSK (RB Size 1, RB Offset 0)



Date: 28.MAY.2014 23:13:21

16QAM (RB Size 1, RB Offset 0)

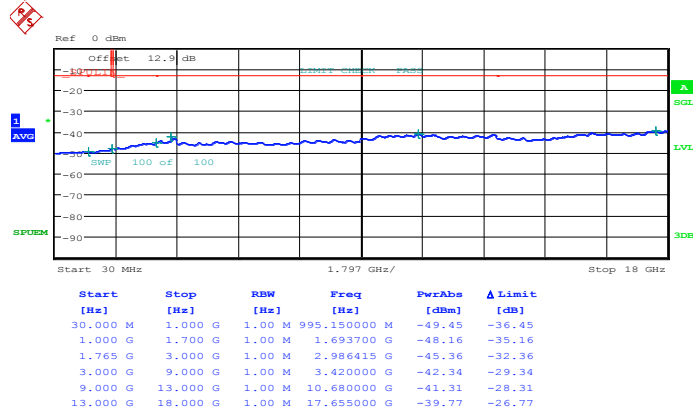


Date: 28.MAY.2014 23:14:20



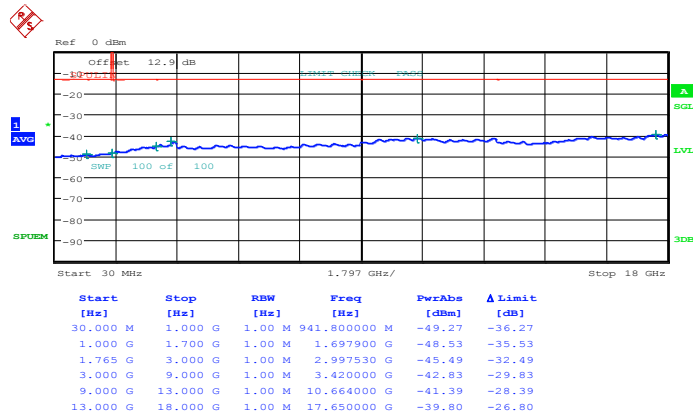
<b>Band :</b>	LTE Band 4	<b>Channel :</b>	CH19957 (Low)
<b>Band Width :</b>	1.4MHz		

**QPSK (RB Size 1, RB Offset 0)**



Date: 28.MAY.2014 23:22:33

**16QAM (RB Size 1, RB Offset 0)**

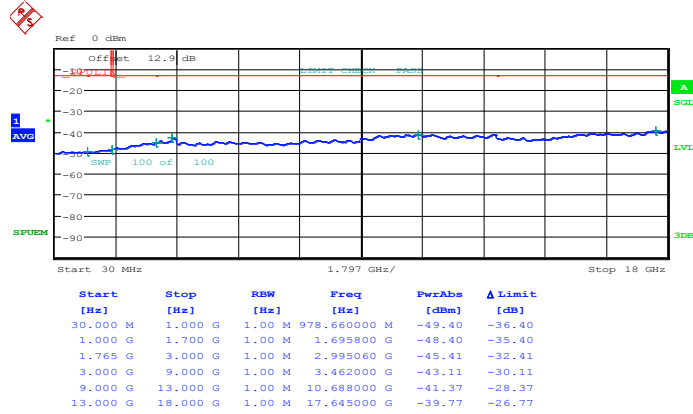


Date: 28.MAY.2014 23:23:33



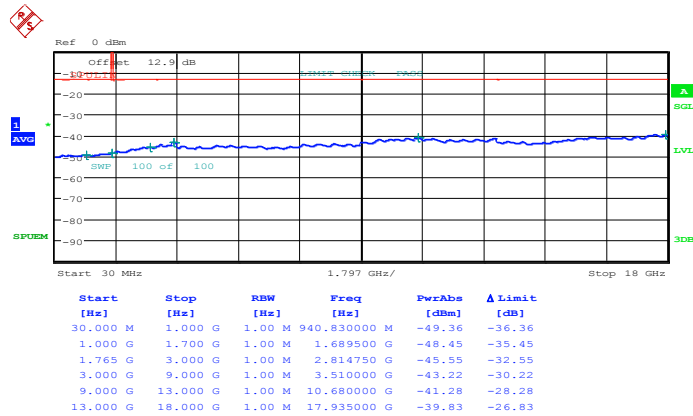
<b>Band :</b>	LTE Band 4	<b>Channel :</b>	CH20175 (Middle)
<b>Band Width :</b>	1.4MHz		

**QPSK (RB Size 1, RB Offset 0)**



Date: 28.MAY.2014 23:25:39

**16QAM (RB Size 1, RB Offset 0)**

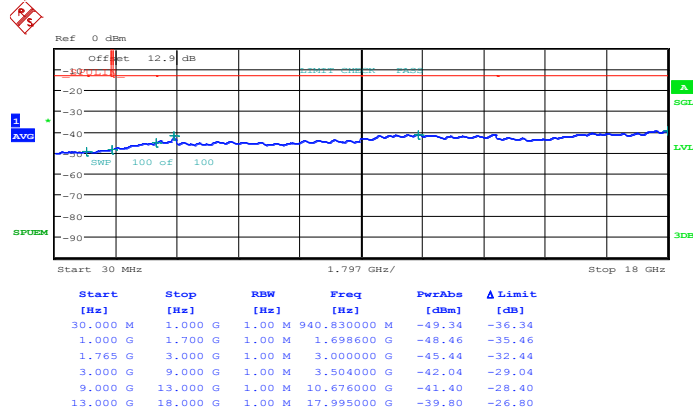


Date: 28.MAY.2014 23:26:38



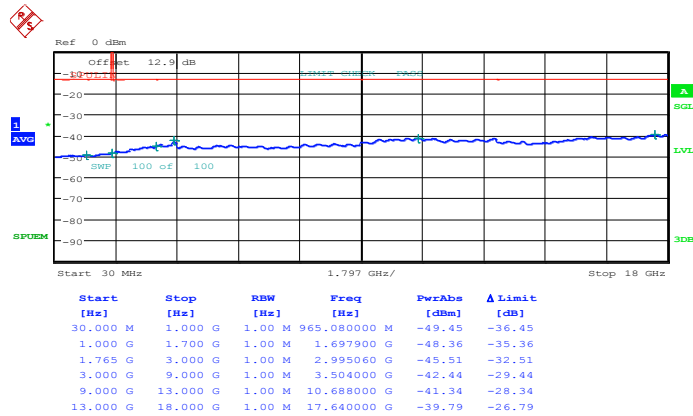
<b>Band :</b>	LTE Band 4	<b>Channel :</b>	CH20393 (High)
<b>Band Width :</b>	1.4MHz		

QPSK (RB Size 1, RB Offset 0)



Date: 28.MAY.2014 23:31:51

16QAM (RB Size 1, RB Offset 0)

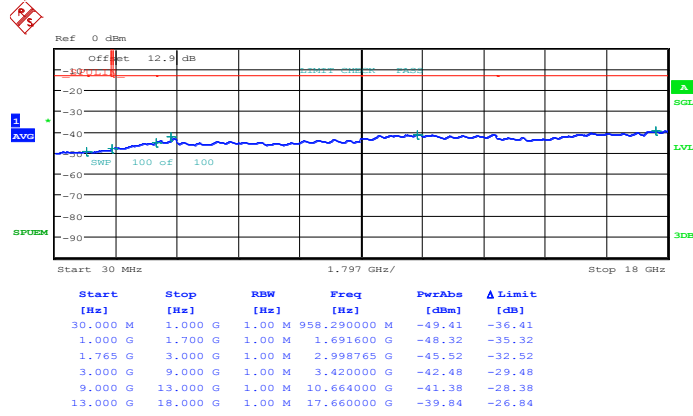


Date: 28.MAY.2014 23:32:50



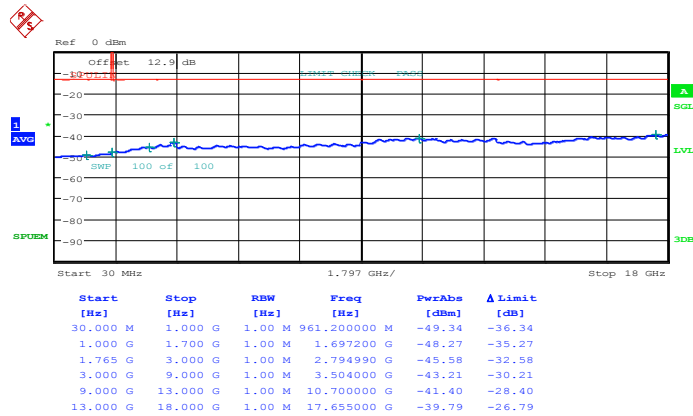
<b>Band :</b>	LTE Band 4	<b>Channel :</b>	CH19965 (Low)
<b>Band Width :</b>	3MHz		

**QPSK (RB Size 1, RB Offset 0)**



Date: 28.MAY.2014 23:39:04

**16QAM (RB Size 1, RB Offset 0)**

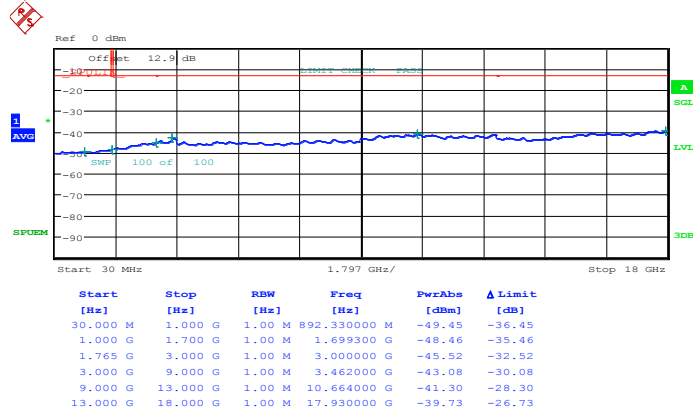


Date: 28.MAY.2014 23:40:04



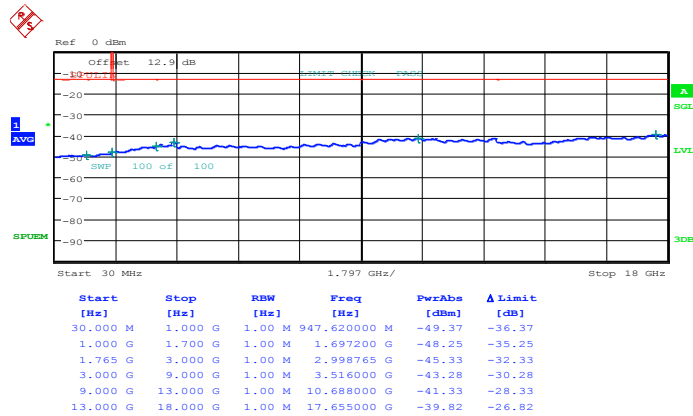
<b>Band :</b>	LTE Band 4	<b>Channel :</b>	CH20175 (Middle)
<b>Band Width :</b>	3MHz		

QPSK (RB Size 1, RB Offset 0)



Date: 28.MAY.2014 23:42:14

16QAM (RB Size 1, RB Offset 0)

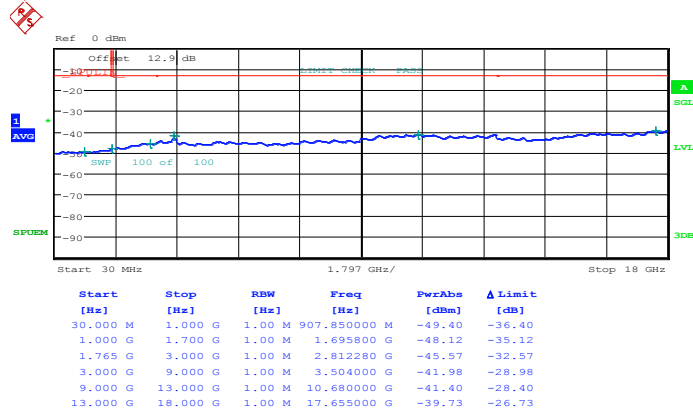


Date: 28.MAY.2014 23:43:14



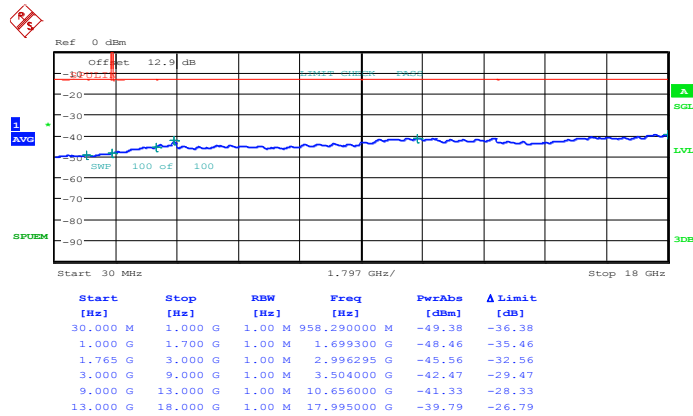
<b>Band :</b>	LTE Band 4	<b>Channel :</b>	CH20385 (High)
<b>Band Width :</b>	3MHz		

QPSK (RB Size 1, RB Offset 0)



Date: 28.MAY.2014 23:48:33

16QAM (RB Size 1, RB Offset 0)



Date: 28.MAY.2014 23:49:33