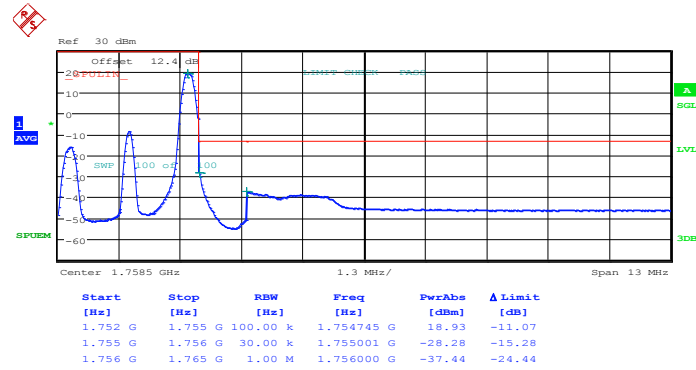


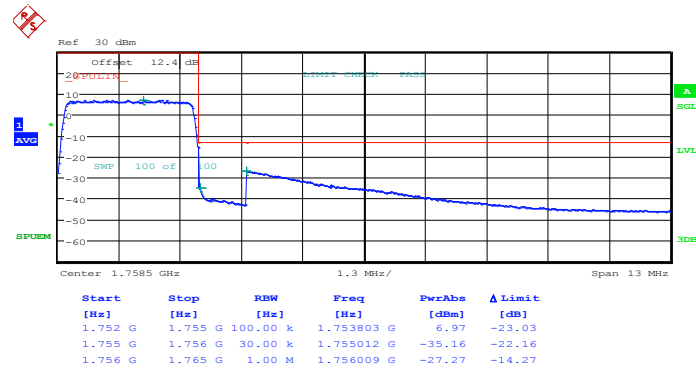


Higher Band Edge Plot for 16QAM-RB Size 1, RB Offset 14



Date: 10.MAY.2014 08:51:43

Higher Band Edge Plot for 16QAM-RB Size 15, RB Offset 0

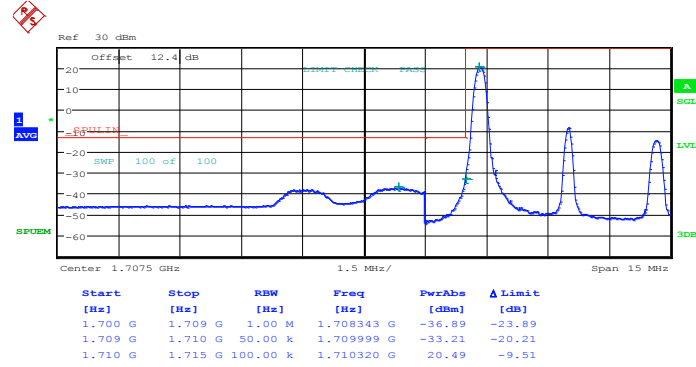


Date: 10.MAY.2014 08:53:17



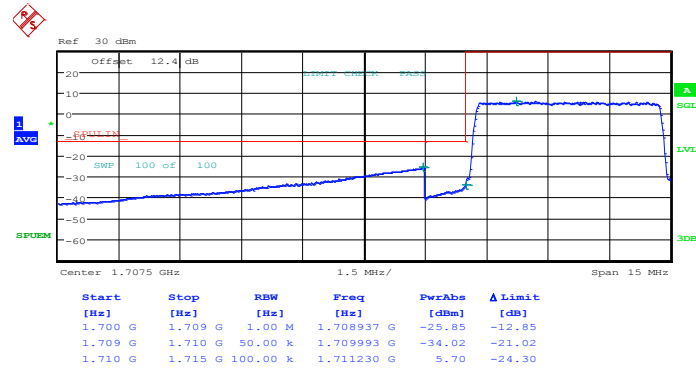
Band :	LTE Band 4	Band Width :	5MHz / QPSK
---------------	------------	---------------------	-------------

Lower Band Edge Plot for QPSK-RB Size 1, RB Offset 0



Date: 10.MAY.2014 08:57:12

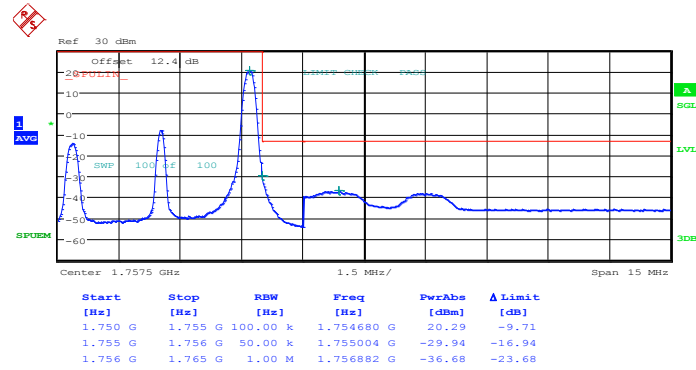
Lower Band Edge Plot for QPSK-RB Size 25, RB Offset 0



Date: 10.MAY.2014 08:58:46

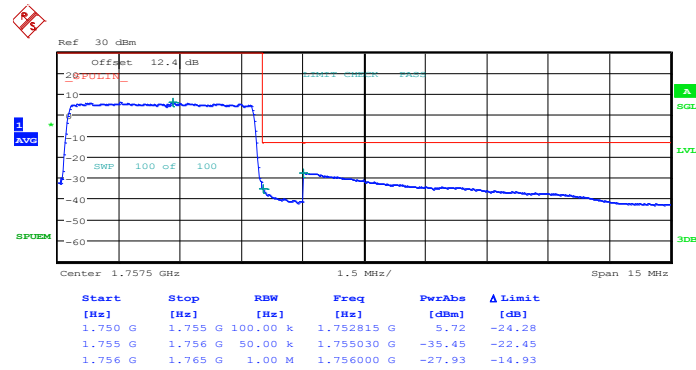


Higher Band Edge Plot for QPSK-RB Size 1, RB Offset 24



Date: 10.MAY.2014 09:06:35

Higher Band Edge Plot for QPSK-RB Size 25, RB Offset 0

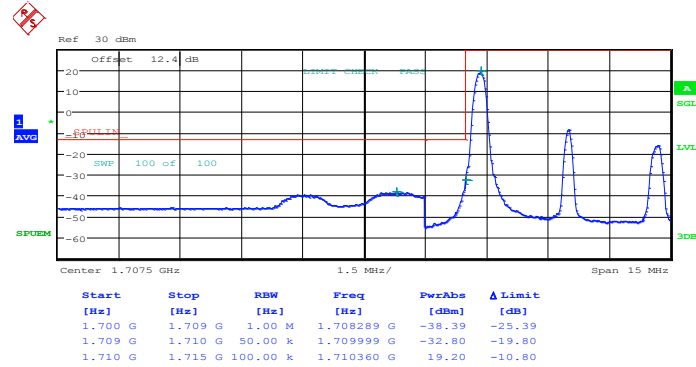


Date: 10.MAY.2014 09:08:09



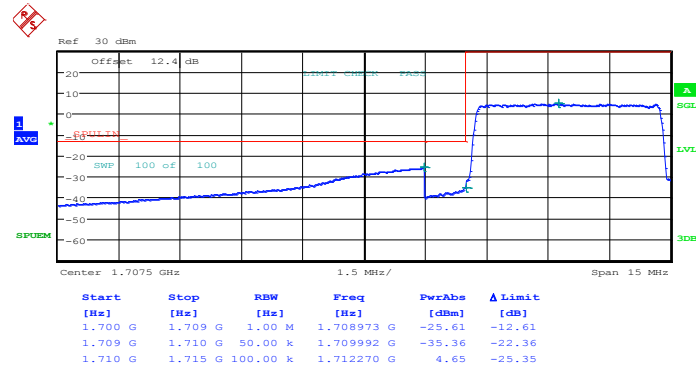
Band :	LTE Band 4	Band Width :	5MHz / 16QAM
---------------	------------	---------------------	--------------

Lower Band Edge Plot for 16QAM-RB Size 1, RB Offset 0



Date: 10.MAY.2014 08:57:59

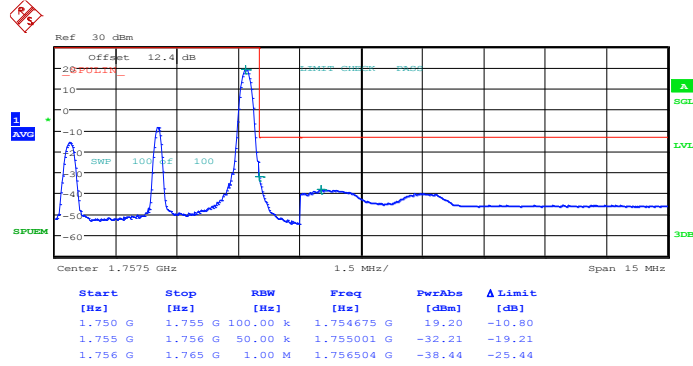
Lower Band Edge Plot for 16QAM-RB Size 25, RB Offset 0



Date: 10.MAY.2014 08:59:33

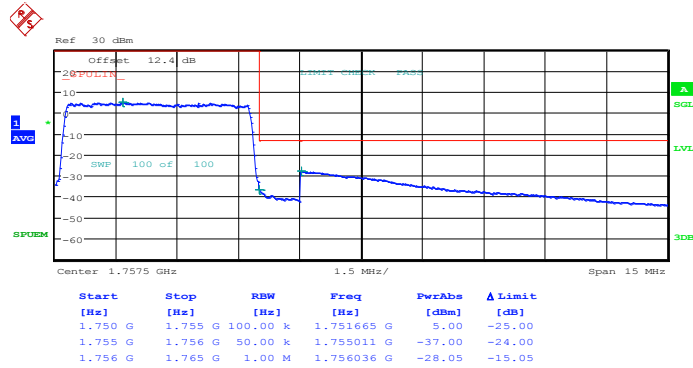


Higher Band Edge Plot for 16QAM-RB Size 1, RB Offset 24



Date: 10.MAY.2014 09:07:22

Higher Band Edge Plot for 16QAM-RB Size 25, RB Offset 0

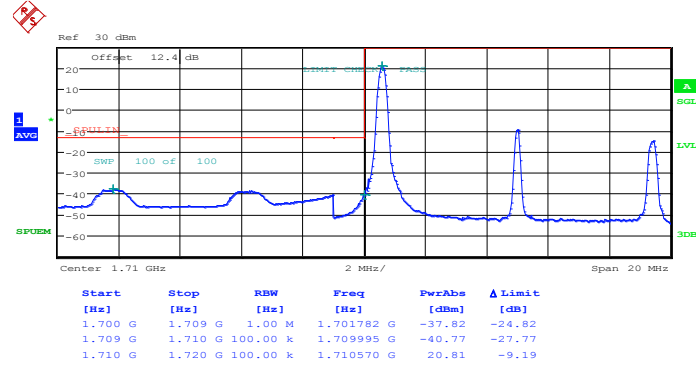


Date: 10.MAY.2014 09:08:56



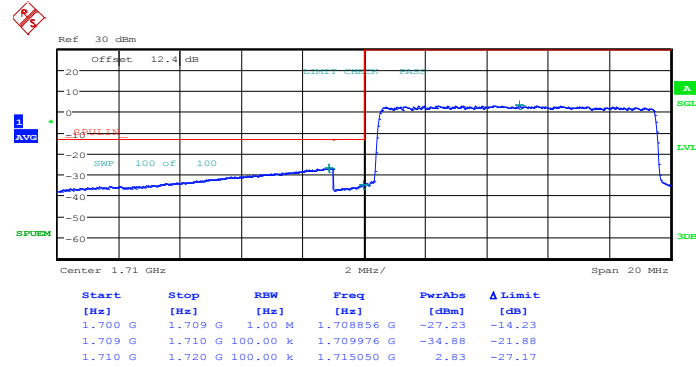
Band :	LTE Band 4	Band Width :	10MHz / QPSK
---------------	------------	---------------------	--------------

Lower Band Edge Plot for QPSK-RB Size 1, RB Offset 0



Date: 10.MAY.2014 09:12:50

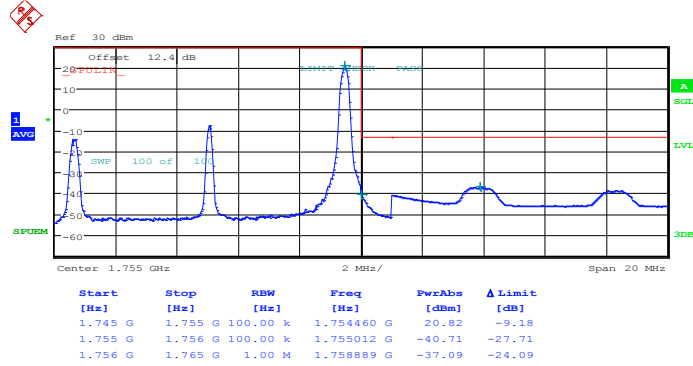
Lower Band Edge Plot for QPSK-RB Size 50, RB Offset 0



Date: 10.MAY.2014 09:14:25

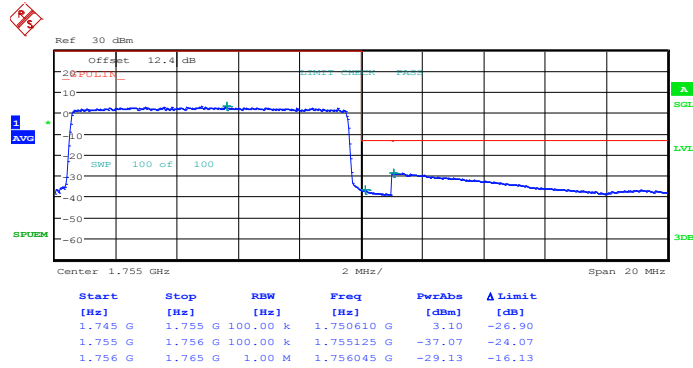


Higher Band Edge Plot for QPSK-RB Size 1, RB Offset 49



Date: 10.MAY.2014 09:22:14

Higher Band Edge Plot for QPSK-RB Size 50, RB Offset 0

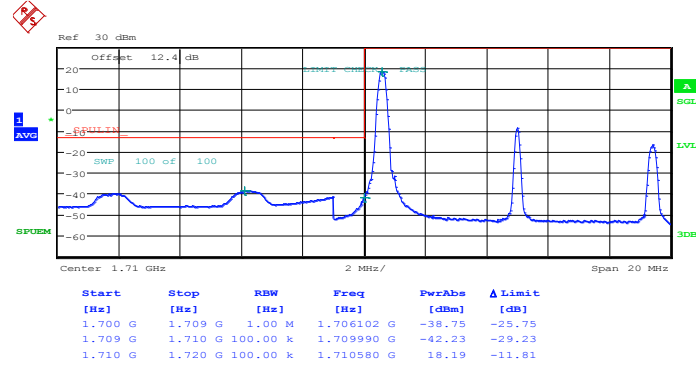


Date: 10.MAY.2014 09:23:48



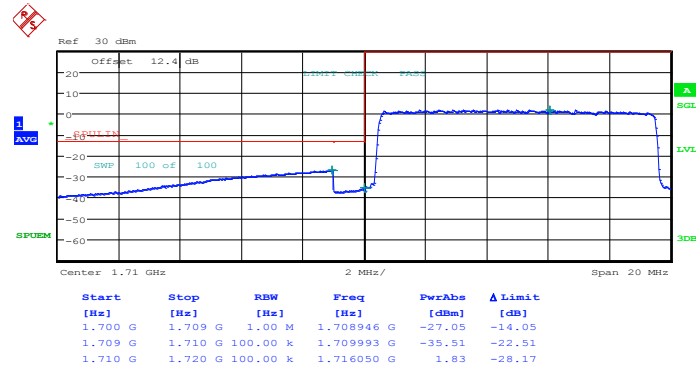
Band :	LTE Band 4	Band Width :	10MHz / 16QAM
---------------	------------	---------------------	---------------

Lower Band Edge Plot for 16QAM-RB Size 1, RB Offset 0



Date: 10.MAY.2014 09:13:37

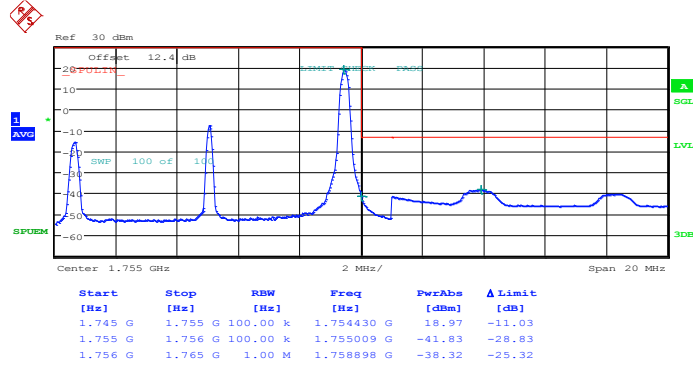
Lower Band Edge Plot for 16QAM-RB Size 50, RB Offset 0



Date: 10.MAY.2014 09:15:12

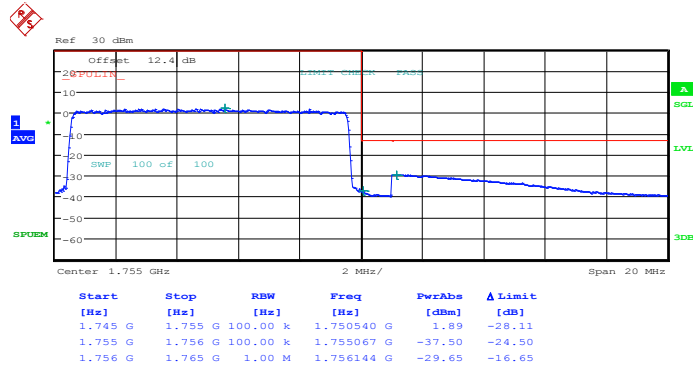


Higher Band Edge Plot for 16QAM-RB Size 1, RB Offset 49



Date: 10.MAY.2014 09:23:01

Higher Band Edge Plot for 16QAM-RB Size 50, RB Offset 0

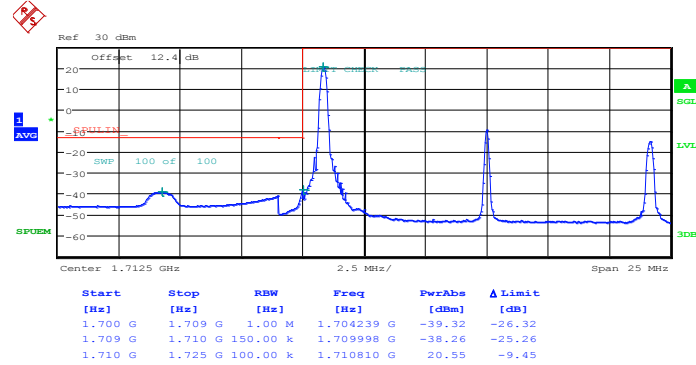


Date: 10.MAY.2014 09:24:35



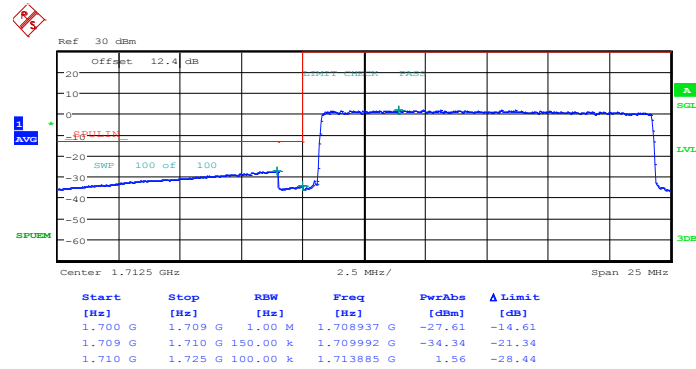
Band :	LTE Band 4	Band Width :	15MHz / QPSK
---------------	------------	---------------------	--------------

Lower Band Edge Plot for QPSK-RB Size 1, RB Offset 0



Date: 10.MAY.2014 09:28:29

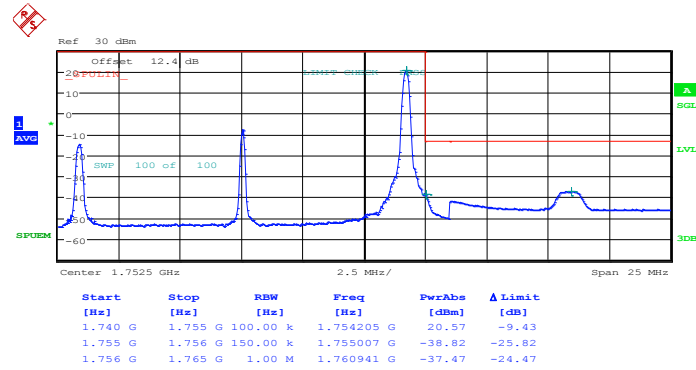
Lower Band Edge Plot for QPSK-RB Size 75, RB Offset 0



Date: 10.MAY.2014 09:30:03

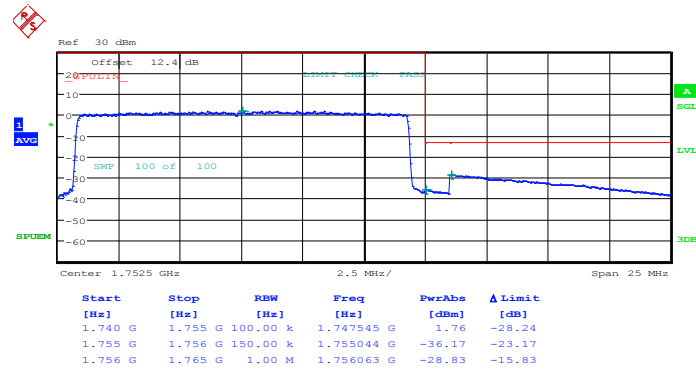


Higher Band Edge Plot for QPSK-RB Size 1, RB Offset 74



Date: 10.MAY.2014 09:37:52

Higher Band Edge Plot for QPSK-RB Size 75, RB Offset 0

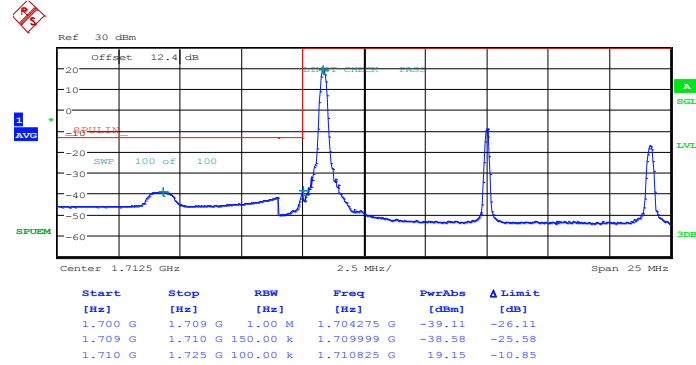


Date: 10.MAY.2014 09:39:26



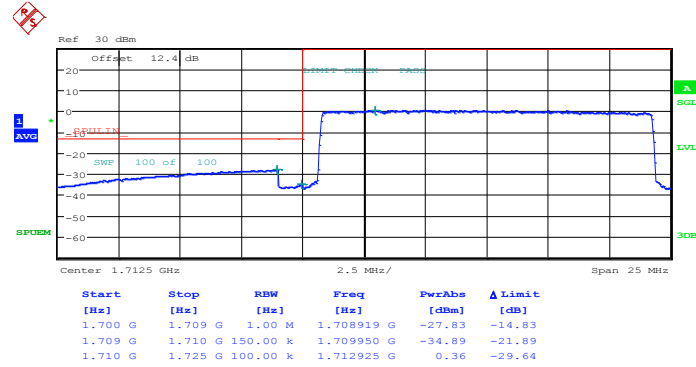
Band :	LTE Band 4	Band Width :	15MHz / 16QAM
---------------	------------	---------------------	---------------

Lower Band Edge Plot for 16QAM-RB Size 1, RB Offset 0



Date: 10.MAY.2014 09:29:16

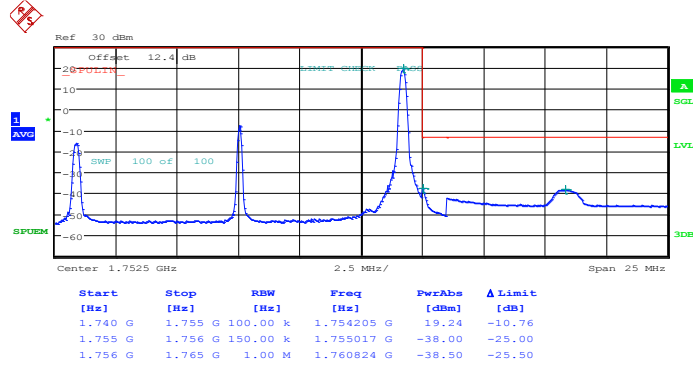
Lower Band Edge Plot for 16QAM-RB Size 75, RB Offset 0



Date: 10.MAY.2014 09:30:50

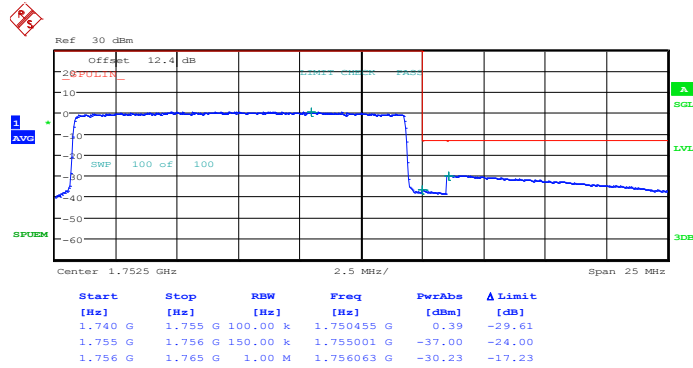


Higher Band Edge Plot for 16QAM-RB Size 1, RB Offset 74



Date: 10.MAY.2014 09:38:39

Higher Band Edge Plot for 16QAM-RB Size 75, RB Offset 0

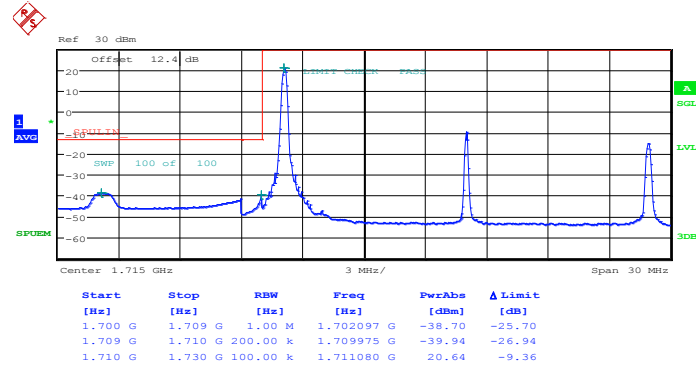


Date: 10.MAY.2014 09:40:13



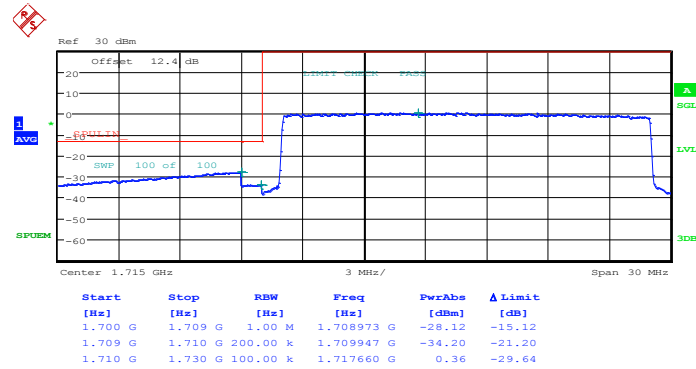
Band :	LTE Band 4	Band Width :	20MHz / QPSK
---------------	------------	---------------------	--------------

Lower Band Edge Plot for QPSK-RB Size 1, RB Offset 0



Date: 10.MAY.2014 09:44:07

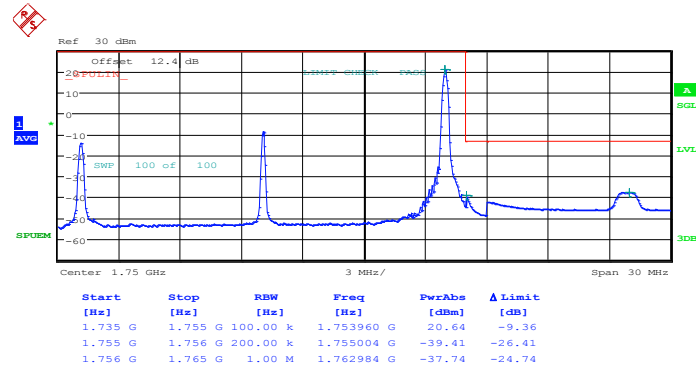
Lower Band Edge Plot for QPSK-RB Size 100, RB Offset 0



Date: 10.MAY.2014 09:45:41

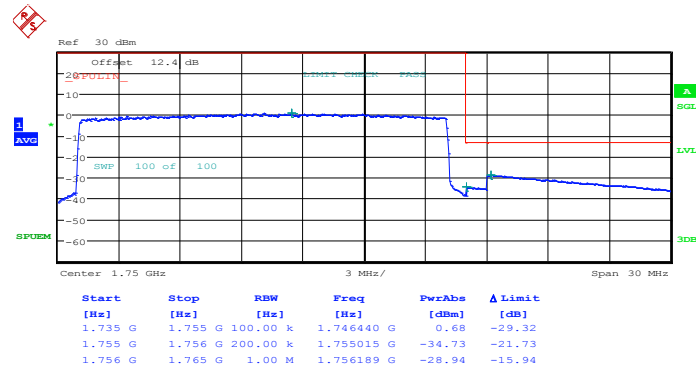


Higher Band Edge Plot for QPSK-RB Size 1, RB Offset 99



Date: 10.MAY.2014 09:53:31

Higher Band Edge Plot for QPSK-RB Size 100, RB Offset 0

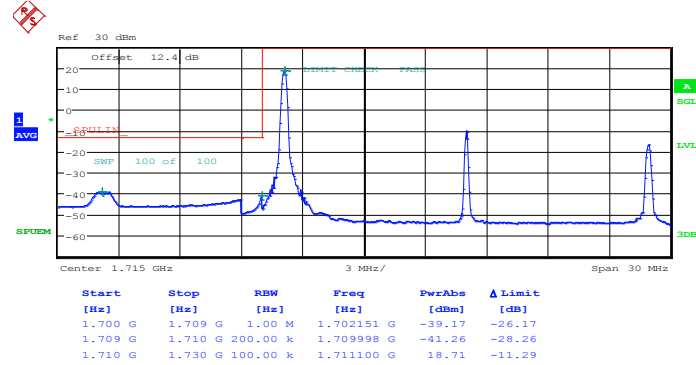


Date: 10.MAY.2014 09:55:04



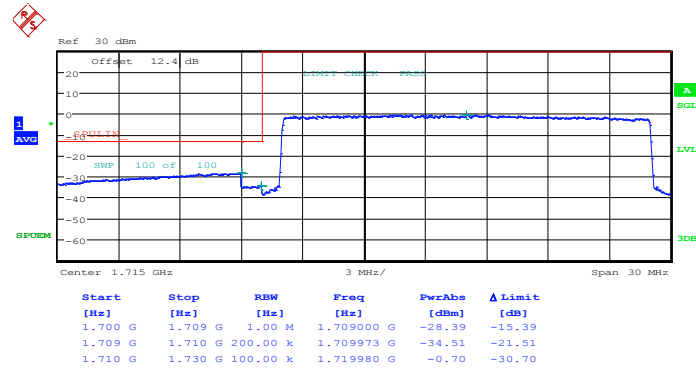
Band :	LTE Band 4	Band Width :	20MHz / 16QAM
---------------	------------	---------------------	---------------

Lower Band Edge Plot for 16QAM-RB Size 1, RB Offset 0



Date: 10.MAY.2014 09:44:54

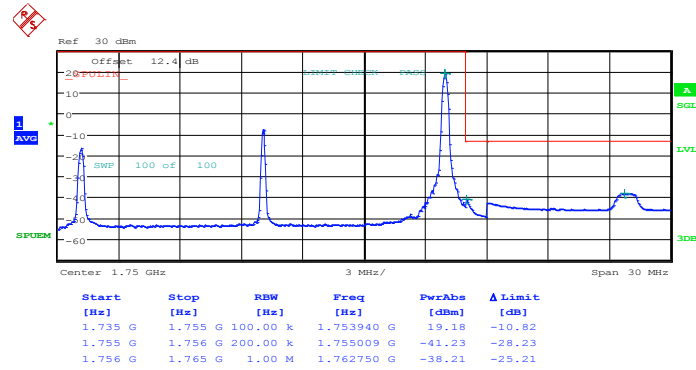
Lower Band Edge Plot for 16QAM-RB Size 100, RB Offset 0



Date: 10.MAY.2014 09:46:28

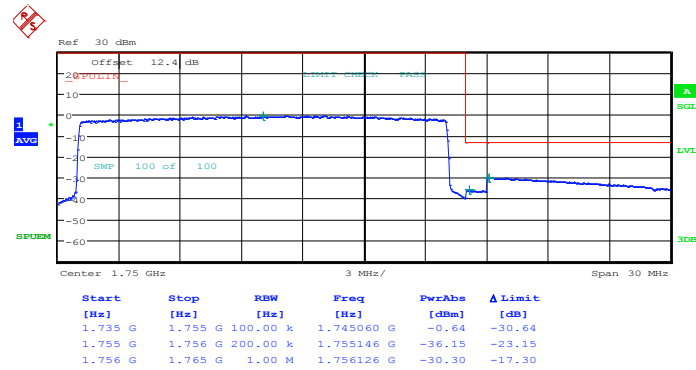


Higher Band Edge Plot for 16QAM-RB Size 1, RB Offset 99



Date: 10.MAY.2014 09:54:18

Higher Band Edge Plot for 16QAM-RB Size 100, RB Offset 0

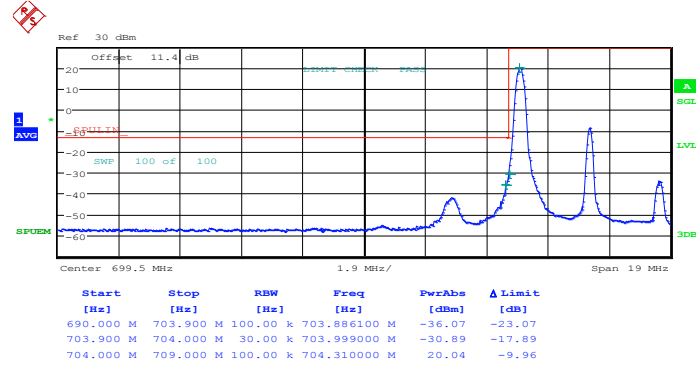


Date: 10.MAY.2014 09:55:51



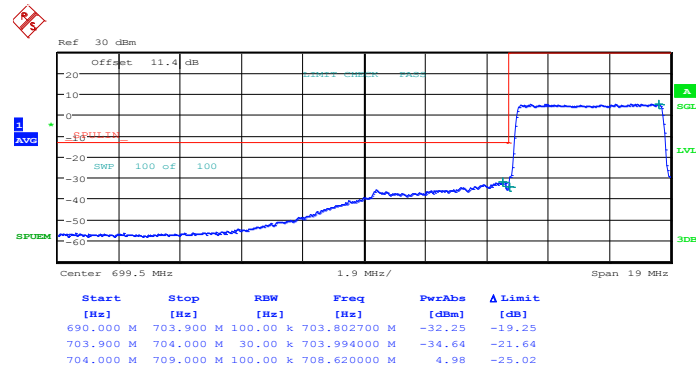
Band :	LTE Band 17	Band Width :	5MHz / QPSK
--------	-------------	--------------	-------------

Lower Band Edge Plot for QPSK-RB Size 1, RB Offset 0



Date: 9.MAY.2014 11:23:41

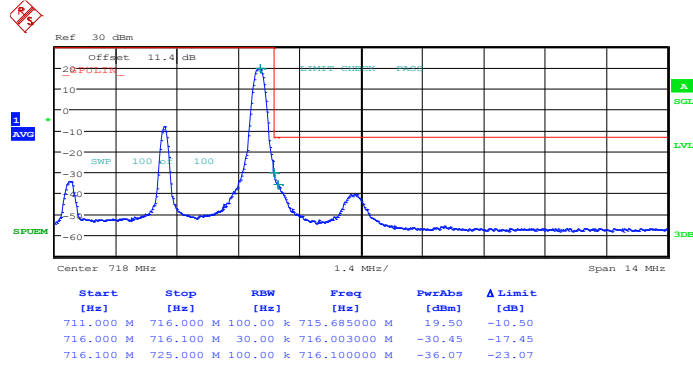
Lower Band Edge Plot for QPSK-RB Size 25, RB Offset 0



Date: 9.MAY.2014 11:25:15

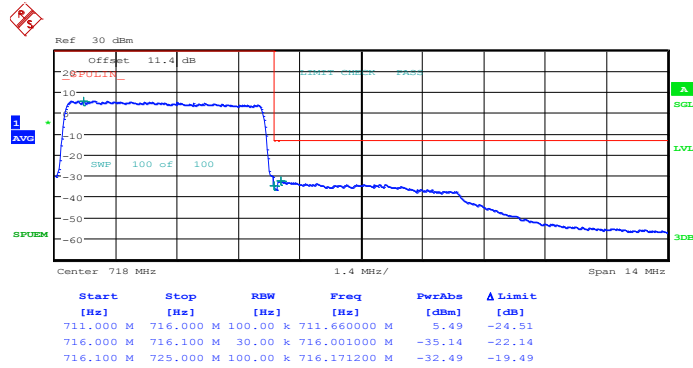


Higher Band Edge Plot for QPSK-RB Size 1, RB Offset 24



Date: 9.MAY.2014 11:33:06

Higher Band Edge Plot for QPSK-RB Size 25, RB Offset 0

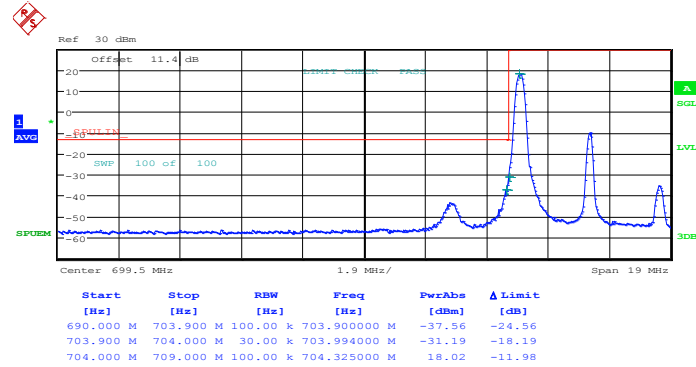


Date: 9.MAY.2014 11:34:41



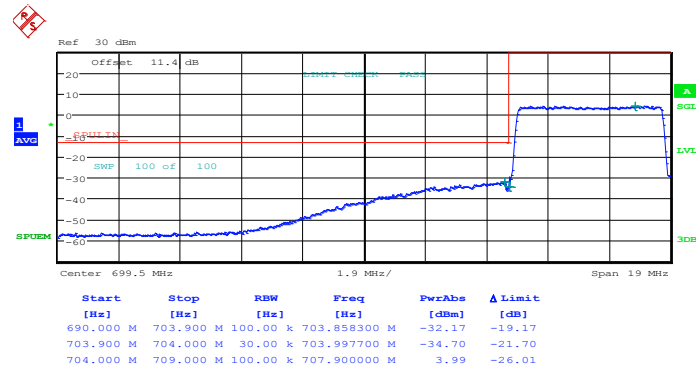
Band :	LTE Band 17	Band Width :	5MHz / 16QAM
---------------	-------------	---------------------	--------------

Lower Band Edge Plot for 16QAM-RB Size 1, RB Offset 0



Date: 9.MAY.2014 11:24:28

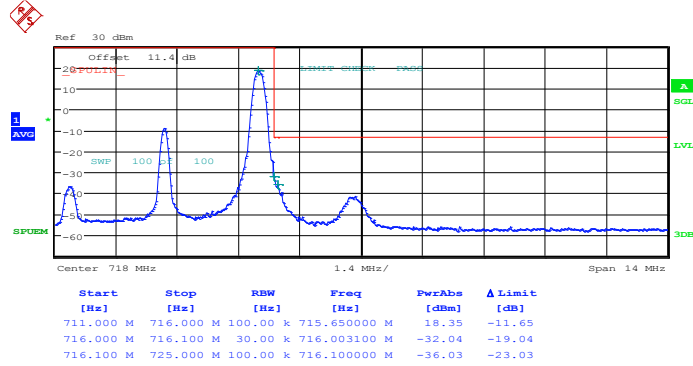
Lower Band Edge Plot for 16QAM-RB Size 25, RB Offset 0



Date: 9.MAY.2014 11:26:02

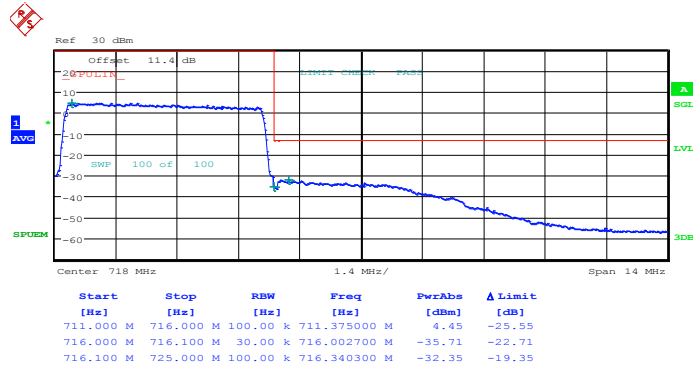


Higher Band Edge Plot for 16QAM-RB Size 1, RB Offset 24



Date: 9.MAY.2014 11:33:53

Higher Band Edge Plot for 16QAM-RB Size 25, RB Offset 0

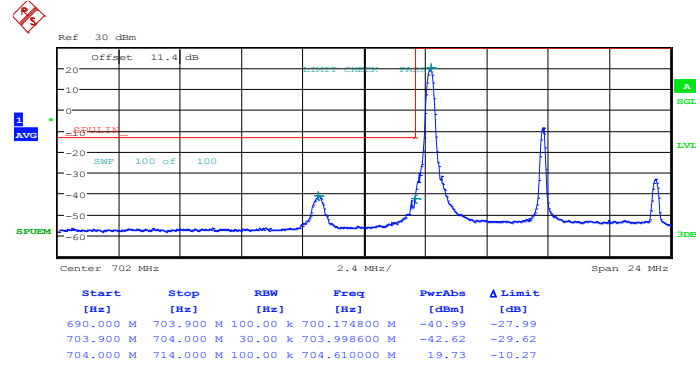


Date: 9.MAY.2014 11:35:28



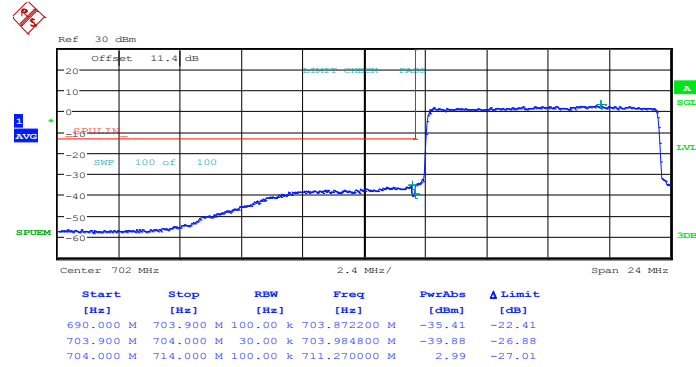
Band :	LTE Band 17	Band Width :	10MHz / QPSK
---------------	-------------	---------------------	--------------

Lower Band Edge Plot for QPSK-RB Size 1, RB Offset 0



Date: 9.MAY.2014 11:39:24

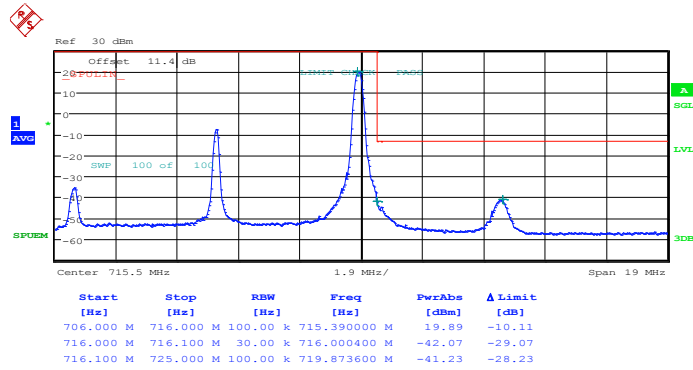
Lower Band Edge Plot for QPSK-RB Size 50, RB Offset 0



Date: 9.MAY.2014 11:40:59

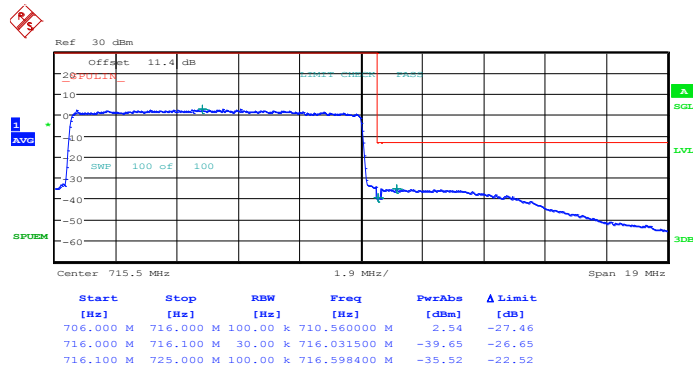


Higher Band Edge Plot for QPSK-RB Size 1, RB Offset 49



Date: 9.MAY.2014 11:48:51

Higher Band Edge Plot for QPSK-RB Size 50, RB Offset 0

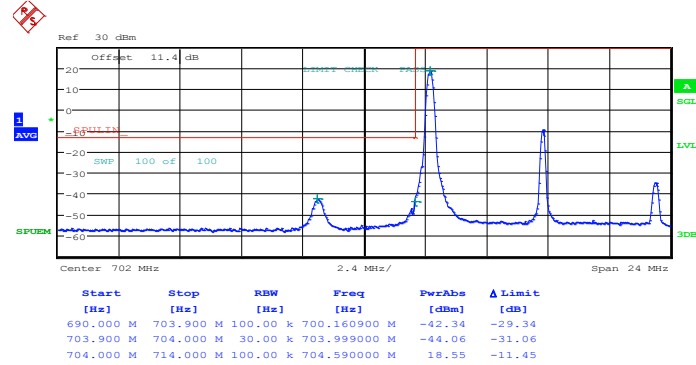


Date: 9.MAY.2014 11:50:26



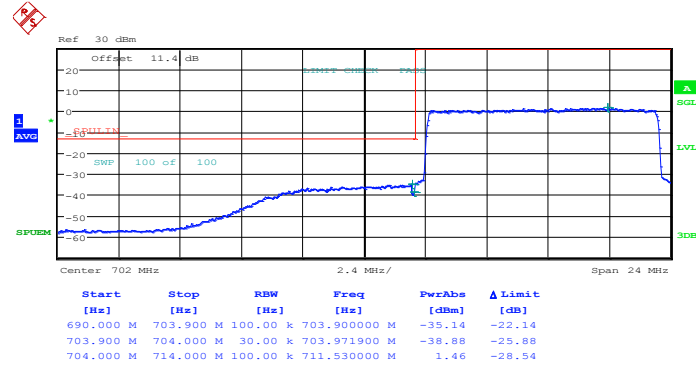
Band :	LTE Band 17	Band Width :	10MHz / 16QAM
---------------	-------------	---------------------	---------------

Lower Band Edge Plot for 16QAM-RB Size 1, RB Offset 0



Date: 9.MAY.2014 11:40:11

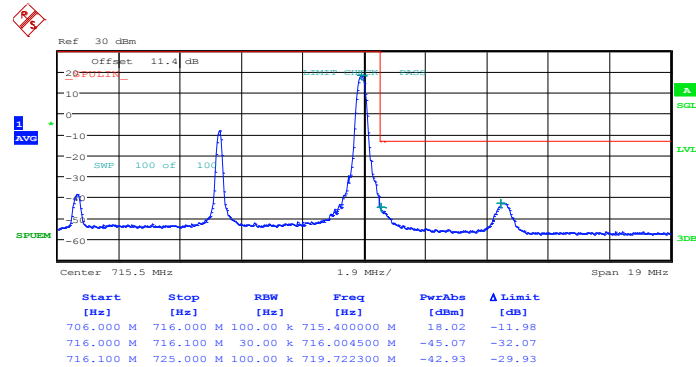
Lower Band Edge Plot for 16QAM-RB Size 50, RB Offset 0



Date: 9.MAY.2014 11:41:46

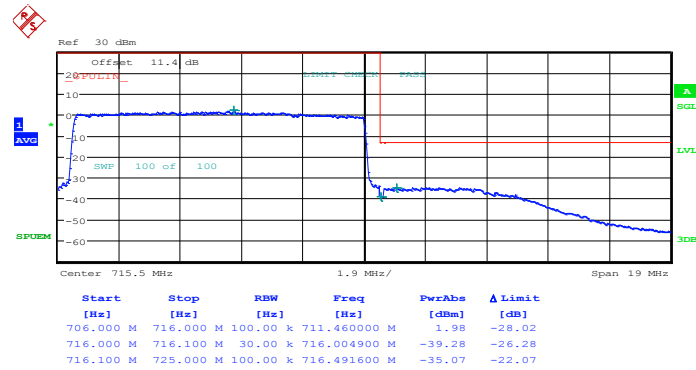


Higher Band Edge Plot for 16QAM-RB Size 1, RB Offset 49



Date: 9.MAY.2014 11:49:38

Higher Band Edge Plot for 16QAM-RB Size 50, RB Offset 0

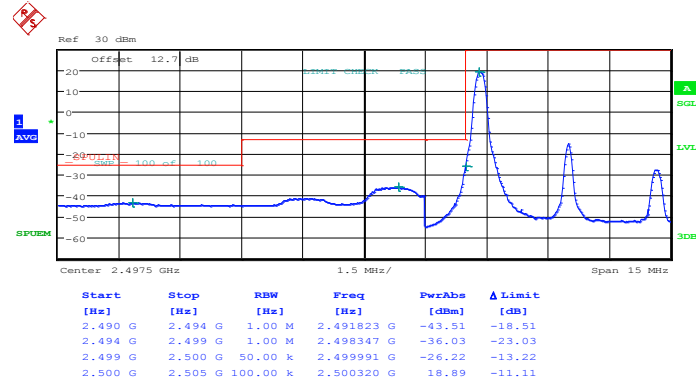


Date: 9.MAY.2014 11:51:13



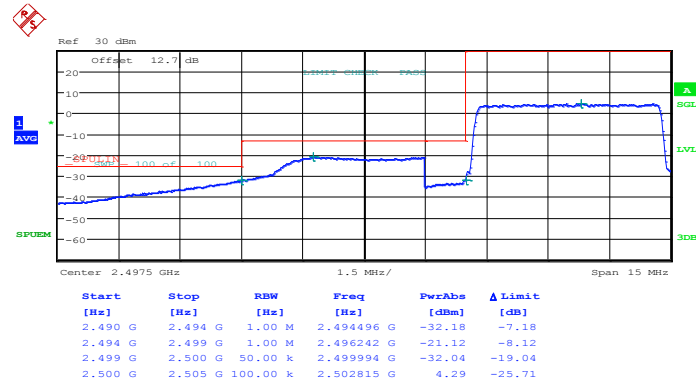
Band :	LTE Band 7	Band Width :	5MHz / QPSK
---------------	------------	---------------------	-------------

Lower Band Edge Plot for QPSK-RB Size 1, RB Offset 0



Date: 9.MAY.2014 16:55:46

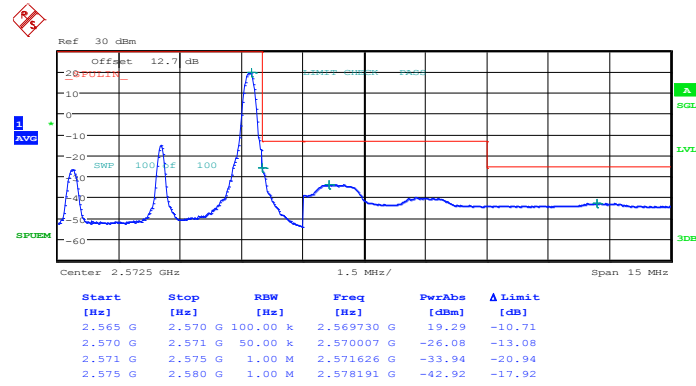
Lower Band Edge Plot for QPSK-RB Size 25, RB Offset 0



Date: 9.MAY.2014 16:57:21

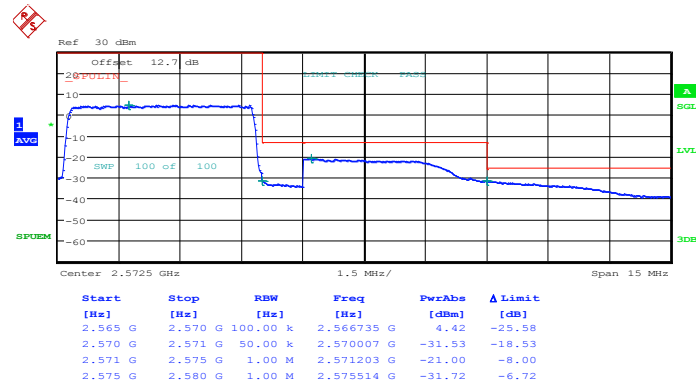


Higher Band Edge Plot for QPSK-RB Size 1, RB Offset 24



Date: 9.MAY.2014 17:05:24

Higher Band Edge Plot for QPSK-RB Size 25, RB Offset 0

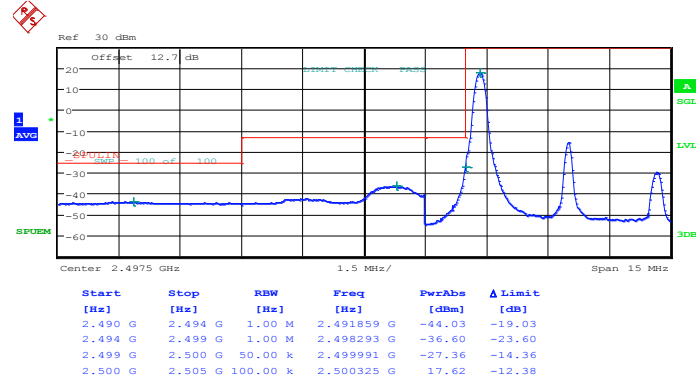


Date: 9.MAY.2014 17:06:57



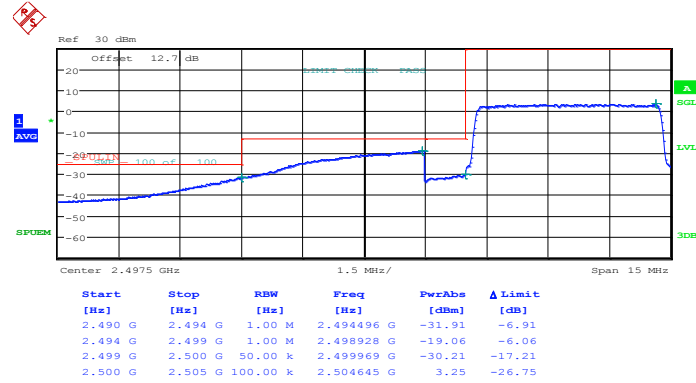
Band :	LTE Band 7	Band Width :	5MHz / 16QAM
---------------	------------	---------------------	--------------

Lower Band Edge Plot for 16QAM-RB Size 1, RB Offset 0



Date: 9.MAY.2014 16:56:34

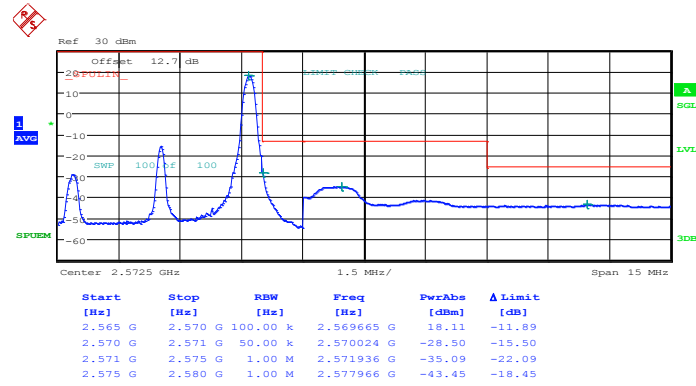
Lower Band Edge Plot for 16QAM-RB Size 25, RB Offset 0



Date: 9.MAY.2014 16:58:08

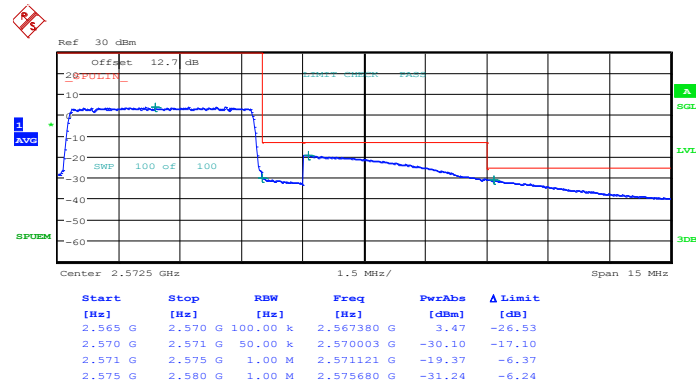


Higher Band Edge Plot for 16QAM-RB Size 1, RB Offset 24



Date: 9.MAY.2014 17:06:10

Higher Band Edge Plot for 16QAM-RB Size 25, RB Offset 0

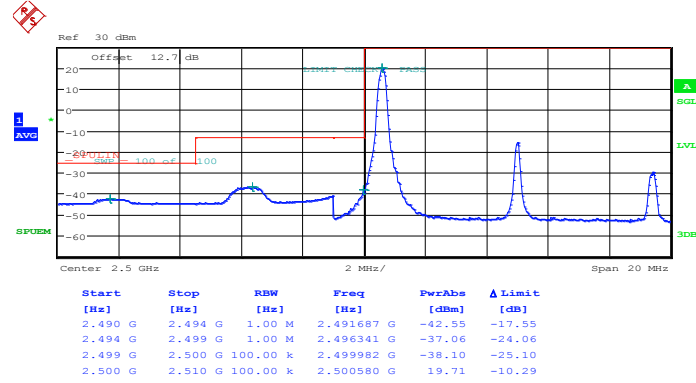


Date: 9.MAY.2014 17:07:44



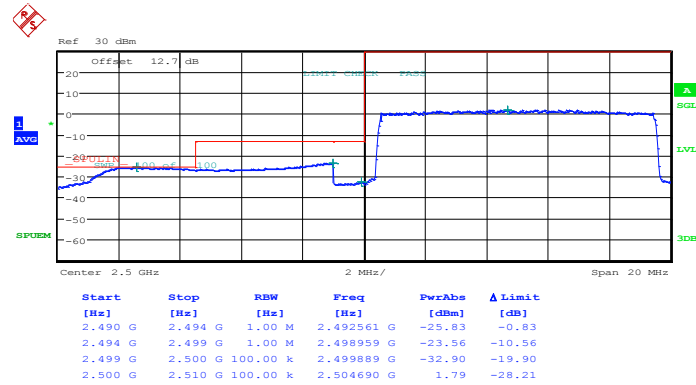
Band :	LTE Band 7	Band Width :	10MHz / QPSK
---------------	------------	---------------------	--------------

Lower Band Edge Plot for QPSK-RB Size 1, RB Offset 0



Date: 9.MAY.2014 17:11:45

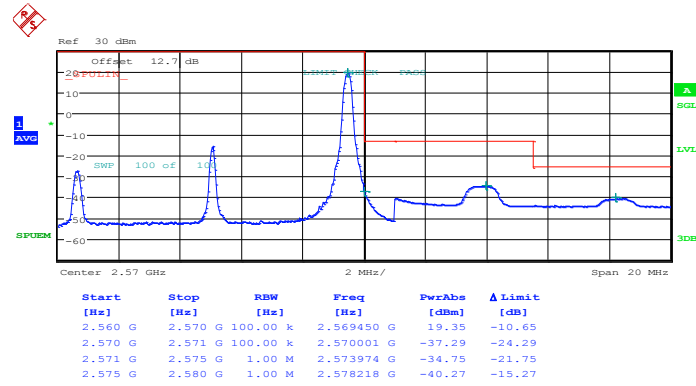
Lower Band Edge Plot for QPSK-RB Size 50, RB Offset 0



Date: 9.MAY.2014 17:13:18

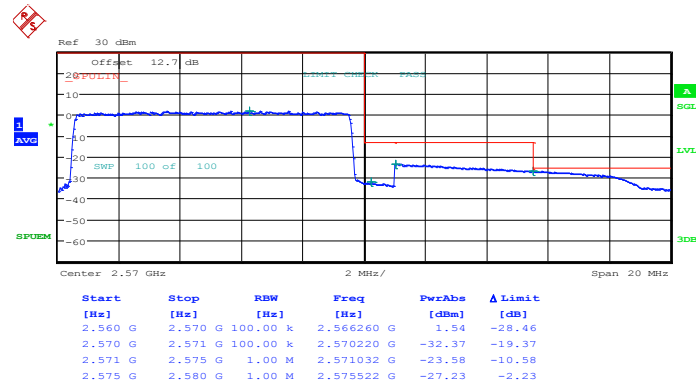


Higher Band Edge Plot for QPSK-RB Size 1, RB Offset 49



Date: 9.MAY.2014 17:21:19

Higher Band Edge Plot for QPSK-RB Size 50, RB Offset 0

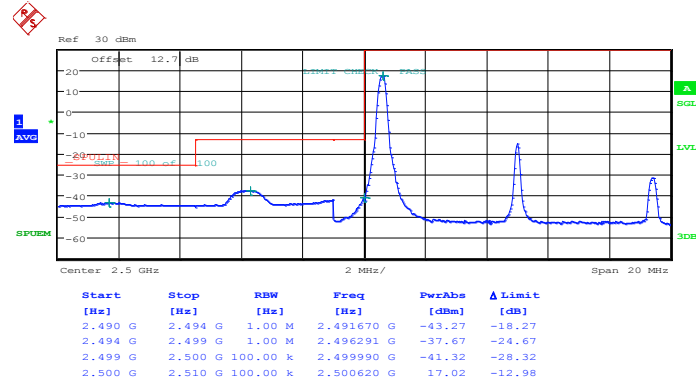


Date: 9.MAY.2014 17:22:53



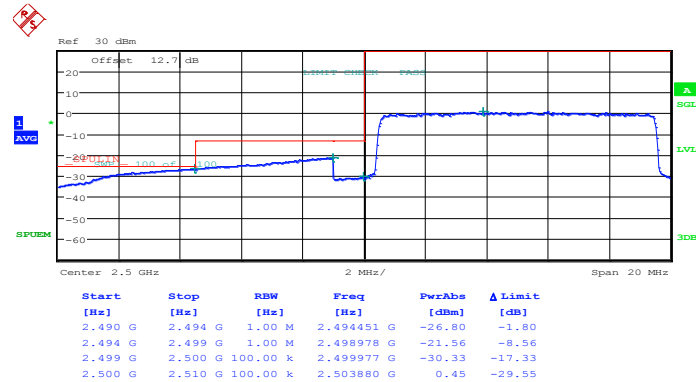
Band :	LTE Band 7	Band Width :	10MHz / 16QAM
---------------	------------	---------------------	---------------

Lower Band Edge Plot for 16QAM-RB Size 1, RB Offset 0



Date: 9.MAY.2014 17:12:32

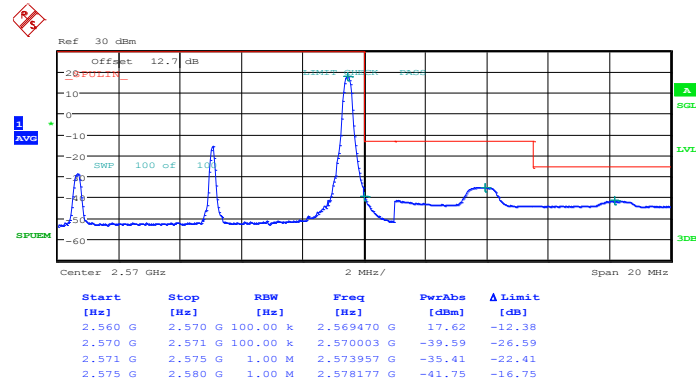
Lower Band Edge Plot for 16QAM-RB Size 50, RB Offset 0



Date: 9.MAY.2014 17:14:05

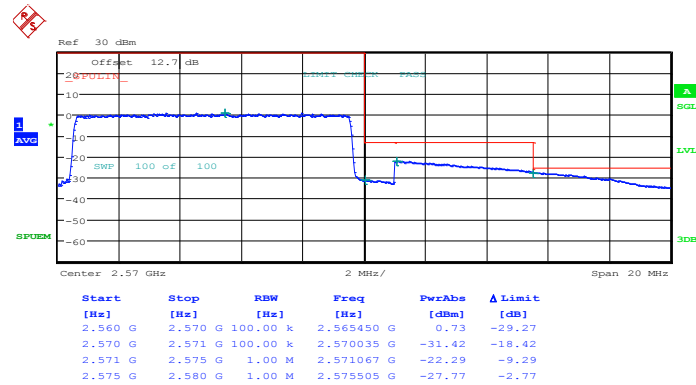


Higher Band Edge Plot for 16QAM-RB Size 1, RB Offset 49



Date: 9.MAY.2014 17:22:06

Higher Band Edge Plot for 16QAM-RB Size 50, RB Offset 0

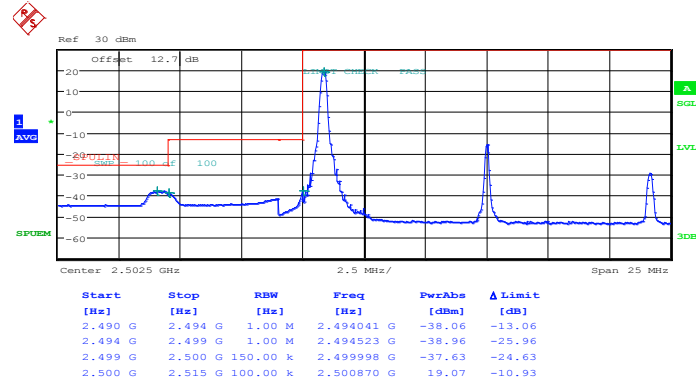


Date: 9.MAY.2014 17:23:40



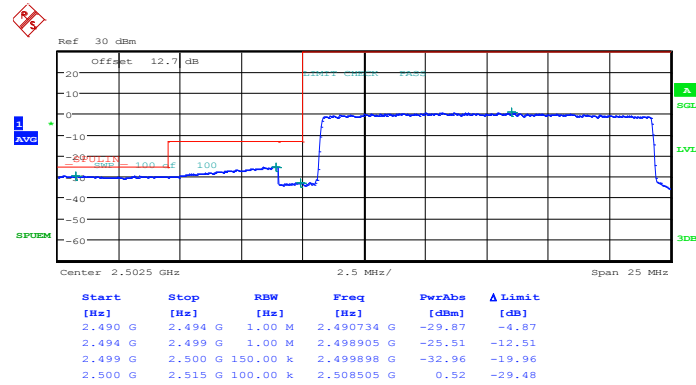
Band :	LTE Band 7	Band Width :	15MHz / QPSK
---------------	------------	---------------------	--------------

Lower Band Edge Plot for QPSK-RB Size 1, RB Offset 0



Date: 9.MAY.2014 17:27:41

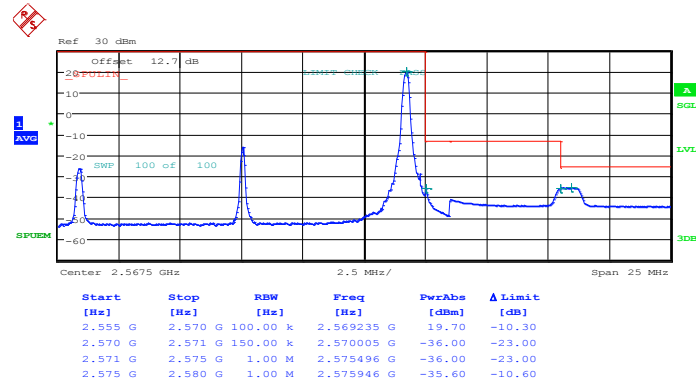
Lower Band Edge Plot for QPSK-RB Size 75, RB Offset 0



Date: 9.MAY.2014 17:29:14

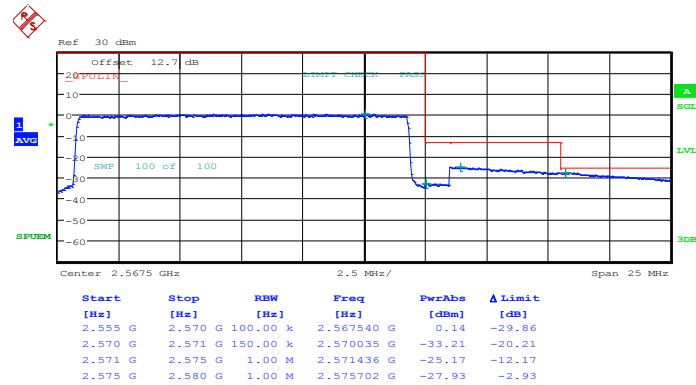


Higher Band Edge Plot for QPSK-RB Size 1, RB Offset 74



Date: 9.MAY.2014 17:37:17

Higher Band Edge Plot for QPSK-RB Size 75, RB Offset 0

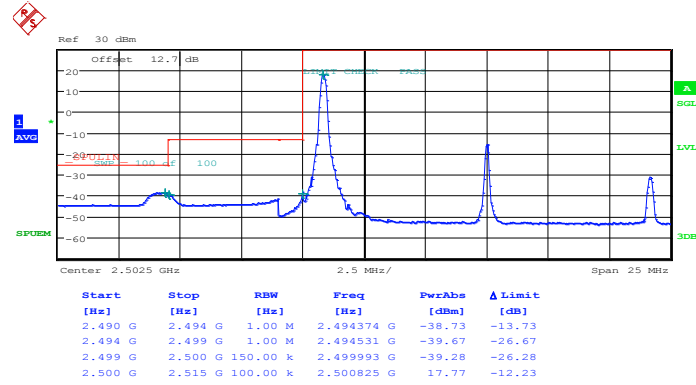


Date: 9.MAY.2014 17:38:50



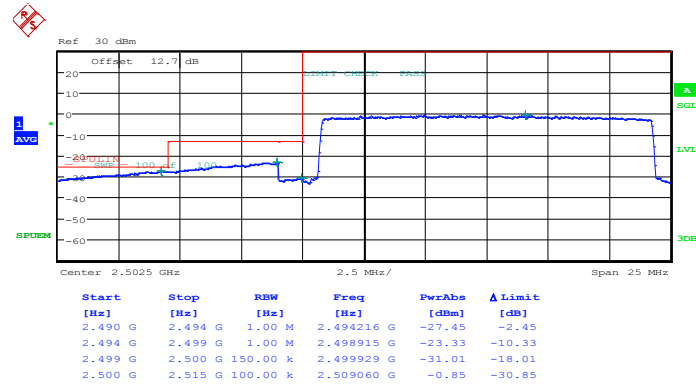
Band :	LTE Band 7	Band Width :	15MHz / 16QAM
---------------	------------	---------------------	---------------

Lower Band Edge Plot for 16QAM-RB Size 1, RB Offset 0



Date: 9.MAY.2014 17:28:27

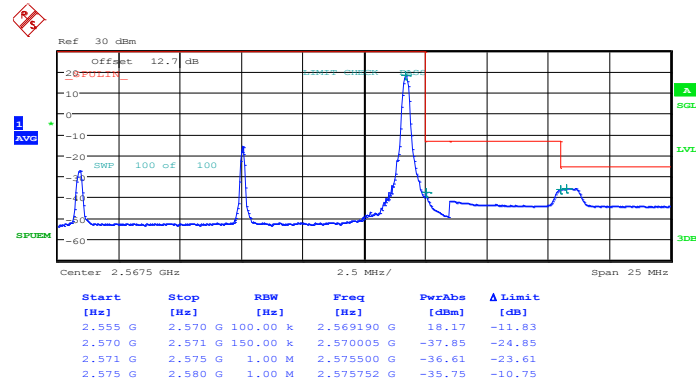
Lower Band Edge Plot for 16QAM-RB Size 75, RB Offset 0



Date: 9.MAY.2014 17:30:01

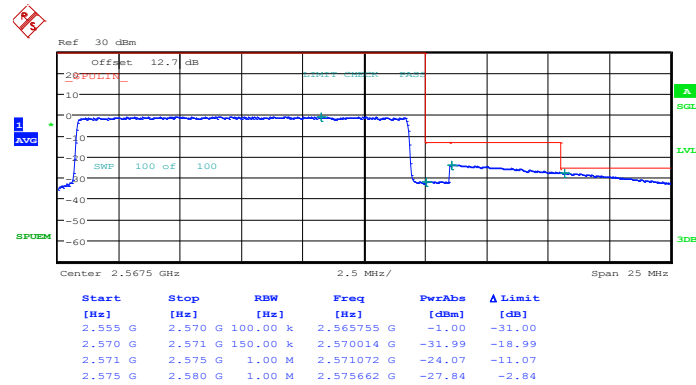


Higher Band Edge Plot for 16QAM-RB Size 1, RB Offset 74



Date: 9.MAY.2014 17:38:03

Higher Band Edge Plot for 16QAM-RB Size 75, RB Offset 0

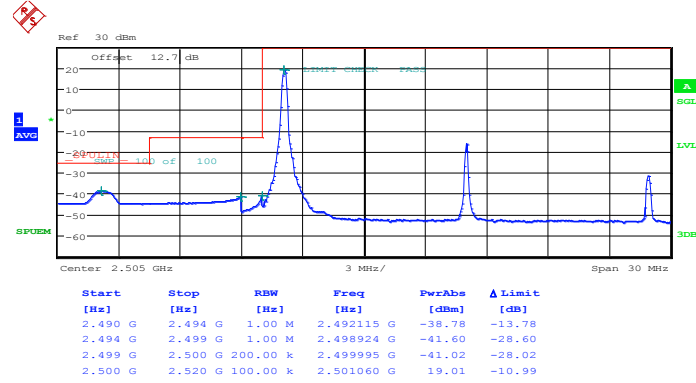


Date: 9.MAY.2014 17:39:37



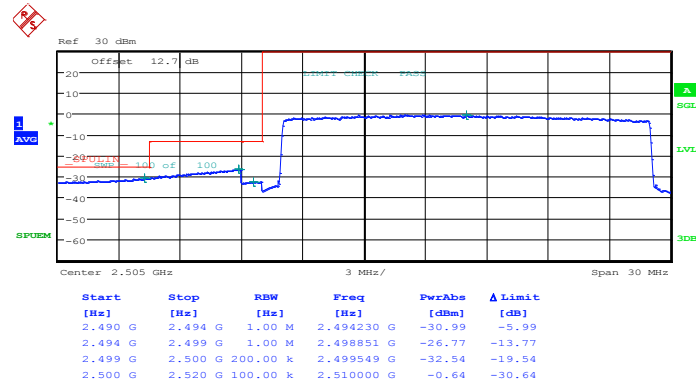
Band :	LTE Band 7	Band Width :	20MHz / QPSK
---------------	------------	---------------------	--------------

Lower Band Edge Plot for QPSK-RB Size 1, RB Offset 0



Date: 9.MAY.2014 17:43:38

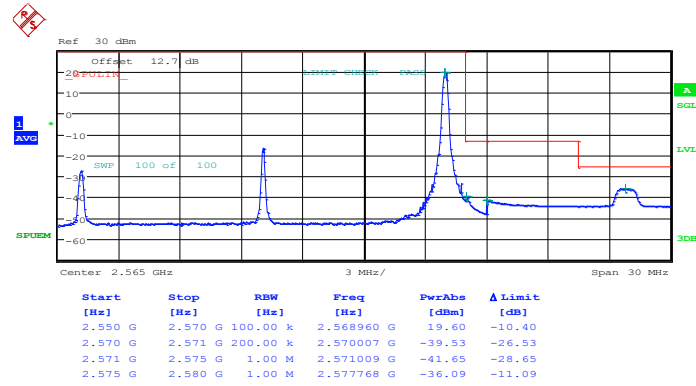
Lower Band Edge Plot for QPSK-RB Size 100, RB Offset 0



Date: 9.MAY.2014 17:45:11

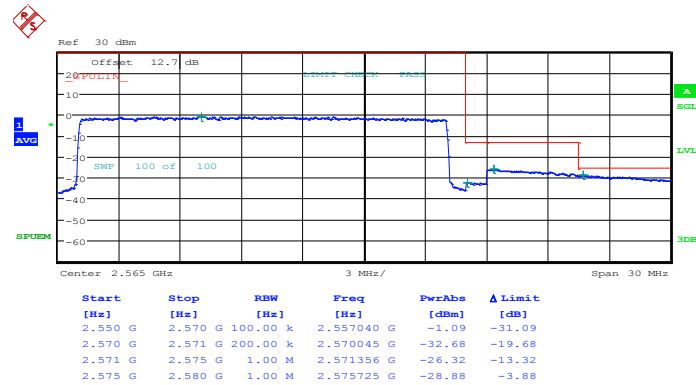


Higher Band Edge Plot for QPSK-RB Size 1, RB Offset 99



Date: 9.MAY.2014 17:53:12

Higher Band Edge Plot for QPSK-RB Size 100, RB Offset 0

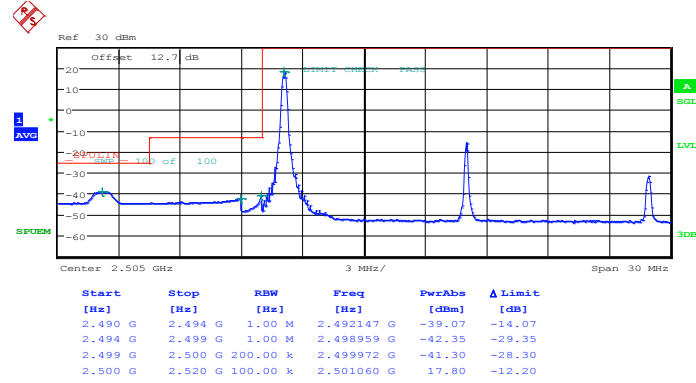


Date: 9.MAY.2014 17:55:32



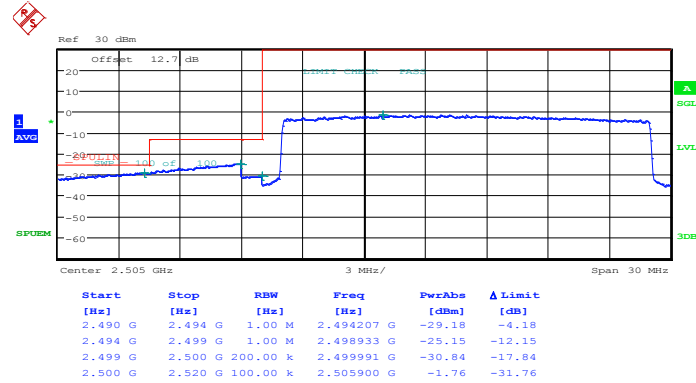
Band :	LTE Band 7	Band Width :	20MHz / 16QAM
---------------	------------	---------------------	---------------

Lower Band Edge Plot for 16QAM-RB Size 1, RB Offset 0



Date: 9.MAY.2014 17:44:25

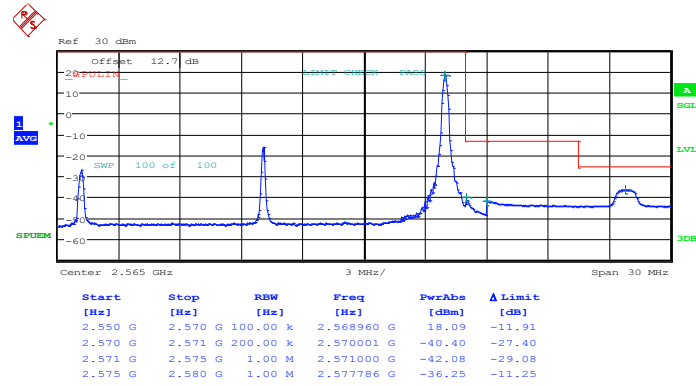
Lower Band Edge Plot for 16QAM-RB Size 100, RB Offset 0



Date: 9.MAY.2014 17:45:58

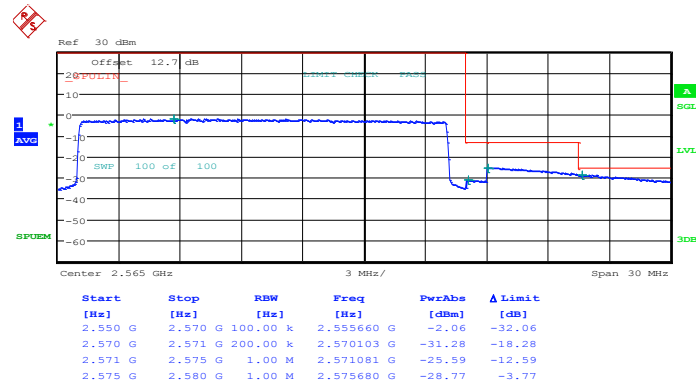


Higher Band Edge Plot for 16QAM-RB Size 1, RB Offset 99



Date: 9.MAY.2014 17:53:59

Higher Band Edge Plot for 16QAM-RB Size 100, RB Offset 0



Date: 9.MAY.2014 17:54:45

3.6 Conducted Spurious Emission Measurement

3.6.1 Description of Conducted Spurious Emission Measurement

The power of any emission outside of the authorized operating frequency ranges must be lower than the transmitter power (P) by a factor of at least $43 + 10 \log (P)$ dB.

For Band 7

The power of any emission outside of the authorized operating frequency ranges must be lower than the transmitter power (P) by a factor of at least $55 + 10 \log (P)$ dB.

It is measured by means of a calibrated spectrum analyzer and scanned from 30MHz up to a frequency including its 10th harmonic.

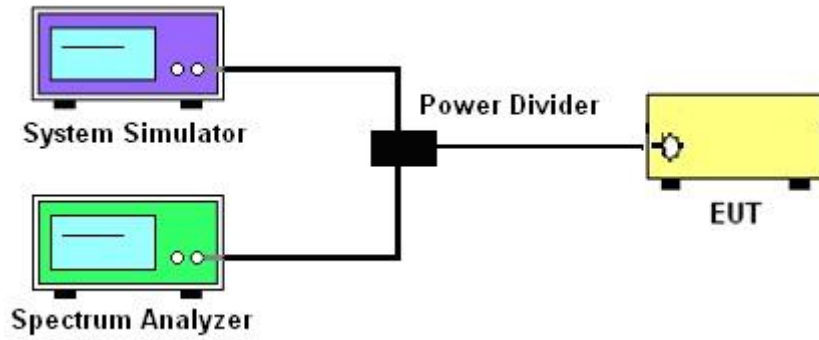
3.6.2 Measuring Instruments

The measuring equipment is listed in the section 4 of this test report.

3.6.3 Test Procedures

1. The EUT was connected to spectrum analyzer and system simulator via a power divider.
2. The RF output of EUT was connected to the spectrum analyzer by RF cable and attenuator. The path loss was compensated to the results for each measurement.
3. The middle channel for the highest RF power within the transmitting frequency was measured.
4. The conducted spurious emission for the whole frequency range was taken.
5. Make the measurement with the spectrum analyzer's RBW = 1MHz, VBW = 3MHz, taking the record of maximum spurious emission.
6. The RF fundamental frequency should be excluded against the limit line in the operating frequency band.
7. The limit line is derived from $43 + 10\log(P)$ dB below the transmitter power P(Watts)
 $= P(W) - [43 + 10\log(P)]$ (dB)
 $= [30 + 10\log(P)]$ (dBm) - $[43 + 10\log(P)]$ (dB)
 $= -13$ dBm.
8. For Band 7
The limit line is derived from $55 + 10\log(P)$ dB below the transmitter power P(Watts)

3.6.4 Test Setup

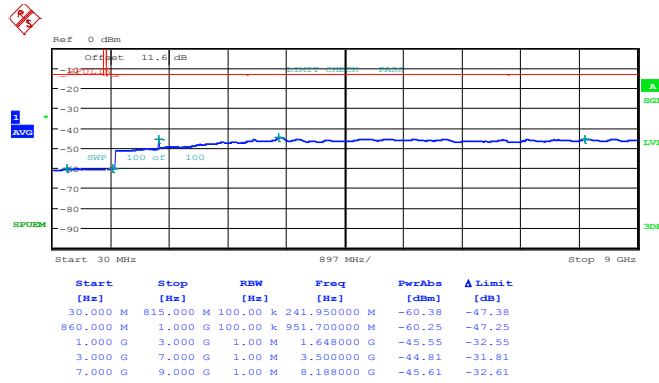




3.6.5 Test Result (Plots) of Conducted Spurious Emission

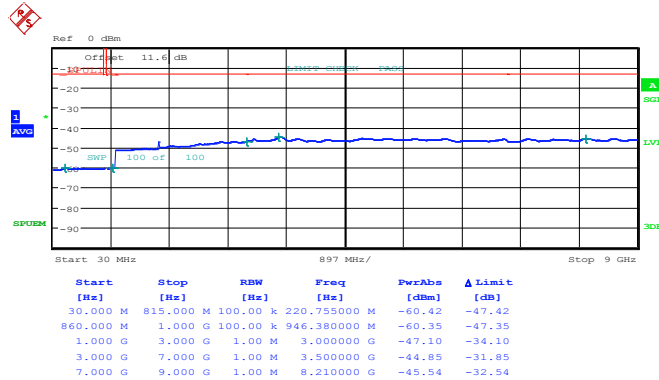
Band :	LTE Band 5	Channel :	CH20407 (Low)
Band Width :	1.4MHz		

QPSK (RB Size 1, RB Offset 0)



Date: 9.MAY.2014 13:48:01

16QAM (RB Size 1, RB Offset 0)

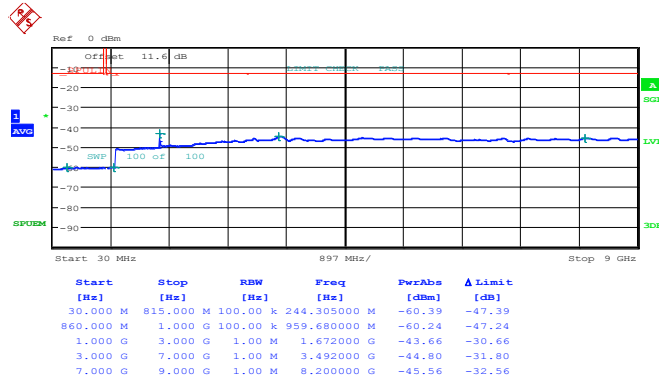


Date: 9.MAY.2014 13:49:02



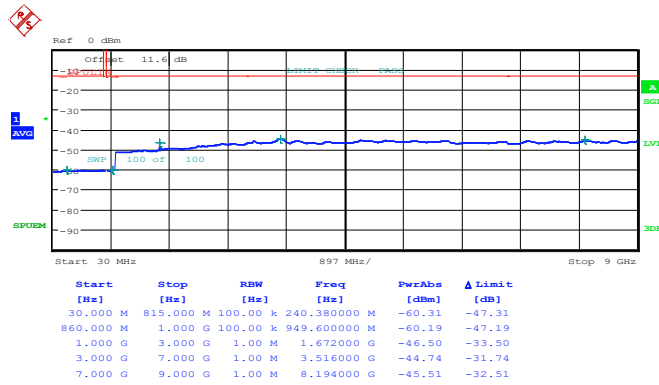
Band :	LTE Band 5	Channel :	CH20525 (Middle)
Band Width :	1.4MHz		

QPSK (RB Size 1, RB Offset 0)



Date: 9.MAY.2014 13:51:10

16QAM (RB Size 1, RB Offset 0)

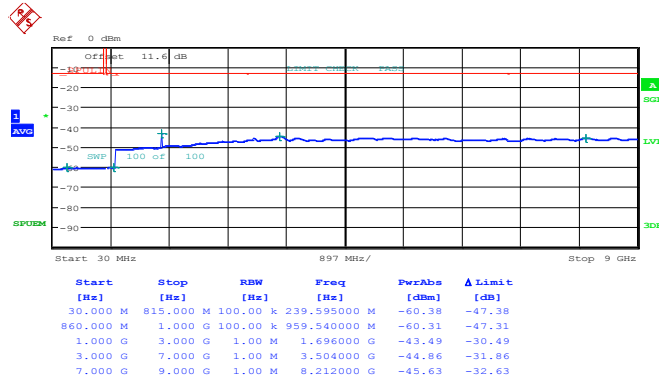


Date: 9.MAY.2014 13:52:10



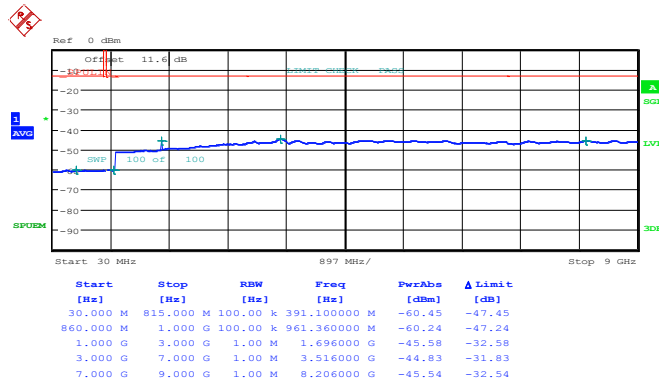
Band :	LTE Band 5	Channel :	CH20643 (High)
Band Width :	1.4MHz		

QPSK (RB Size 1, RB Offset 0)



Date: 9.MAY.2014 13:57:28

16QAM (RB Size 1, RB Offset 0)

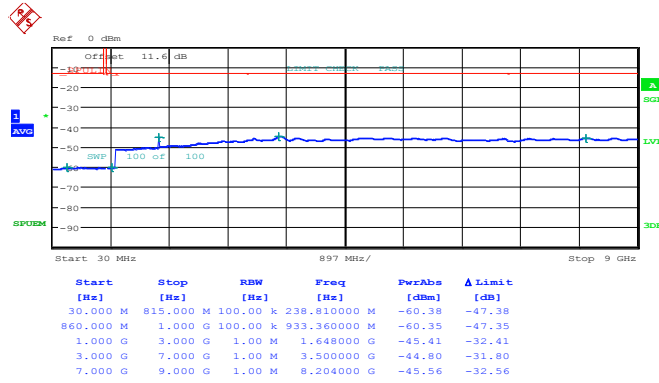


Date: 9.MAY.2014 13:58:29



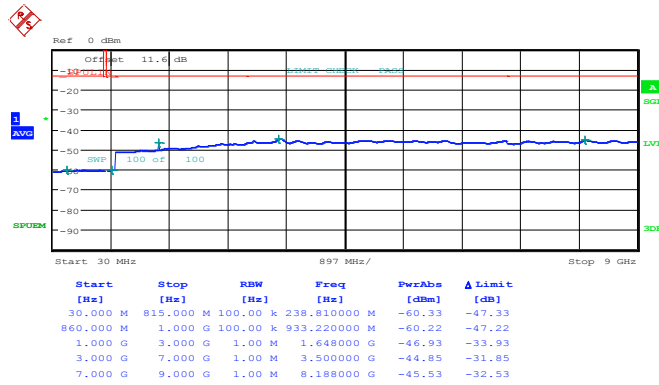
Band :	LTE Band 5	Channel :	CH20415 (Low)
Band Width :	3MHz		

QPSK (RB Size 1, RB Offset 0)



Date: 9.MAY.2014 14:06:16

16QAM (RB Size 1, RB Offset 0)

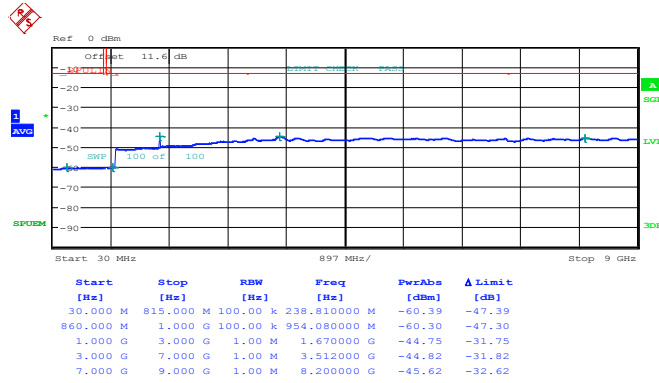


Date: 9.MAY.2014 14:07:16



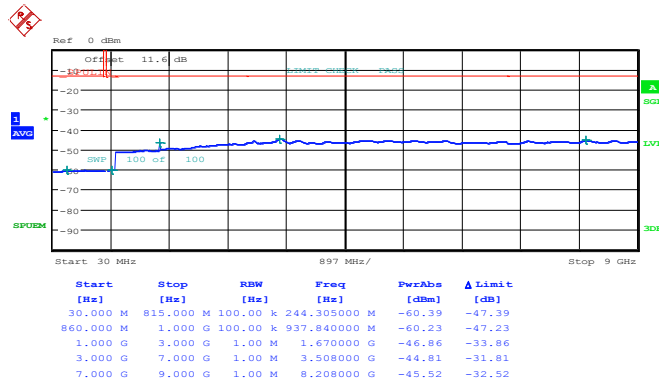
Band :	LTE Band 5	Channel :	CH20525 (Middle)
Band Width :	3MHz		

QPSK (RB Size 1, RB Offset 0)



Date: 9.MAY.2014 14:09:25

16QAM (RB Size 1, RB Offset 0)

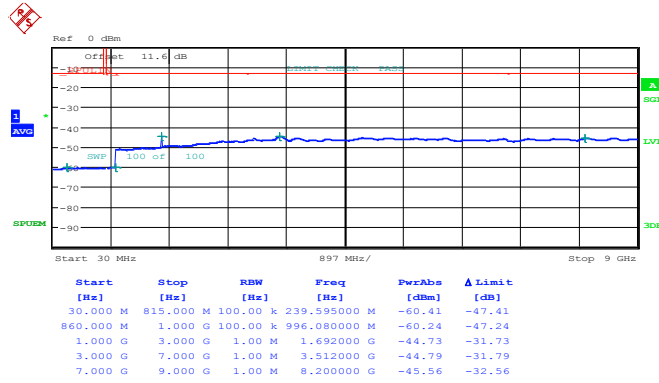


Date: 9.MAY.2014 14:10:25



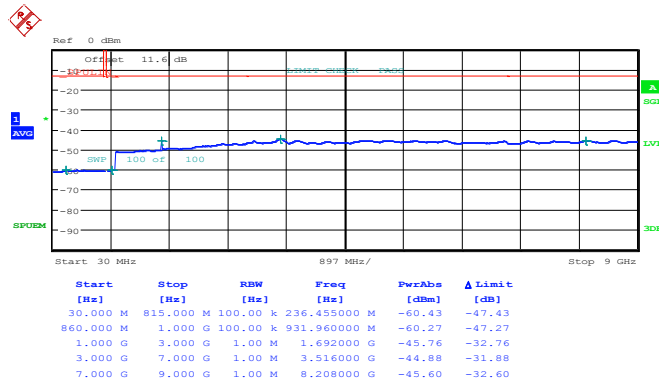
Band :	LTE Band 5	Channel :	CH20635 (High)
Band Width :	3MHz		

QPSK (RB Size 1, RB Offset 0)



Date: 9.MAY.2014 14:15:44

16QAM (RB Size 1, RB Offset 0)

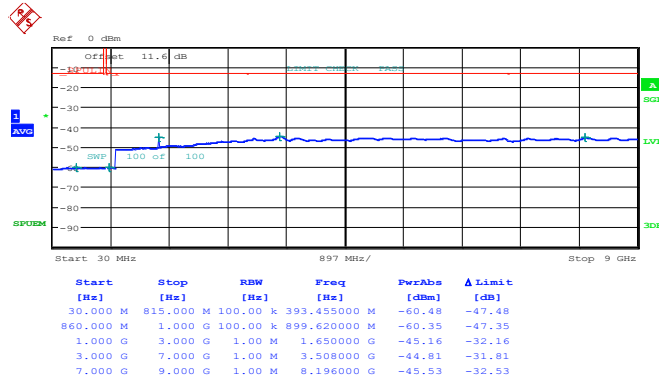


Date: 9.MAY.2014 14:16:44



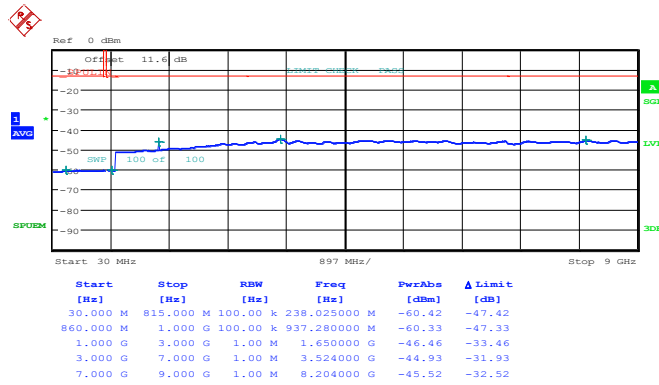
Band :	LTE Band 5	Channel :	CH20425 (Low)
Band Width :	5MHz		

QPSK (RB Size 1, RB Offset 0)



Date: 9.MAY.2014 14:22:02

16QAM (RB Size 1, RB Offset 0)

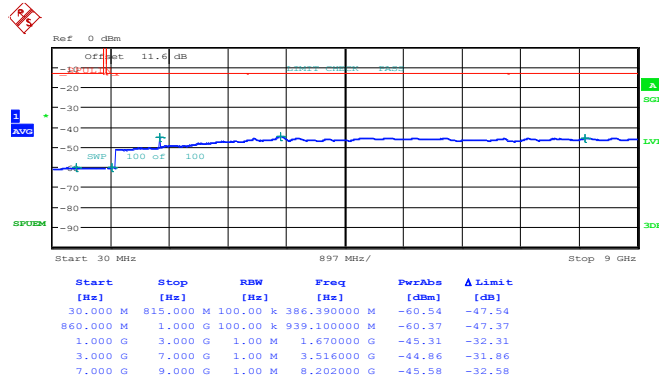


Date: 9.MAY.2014 14:23:02



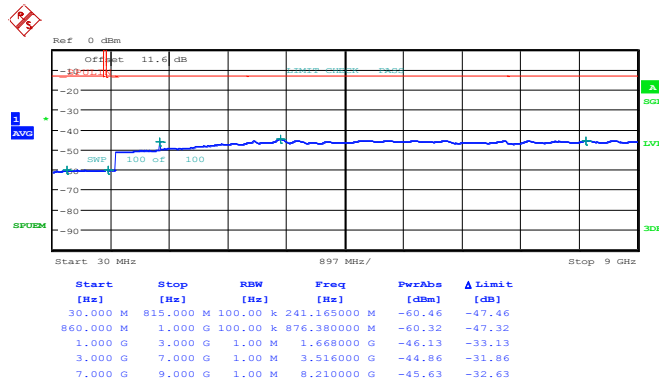
Band :	LTE Band 5	Channel :	CH20525 (Middle)
Band Width :	5MHz		

QPSK (RB Size 1, RB Offset 0)



Date: 9.MAY.2014 14:25:10

16QAM (RB Size 1, RB Offset 0)

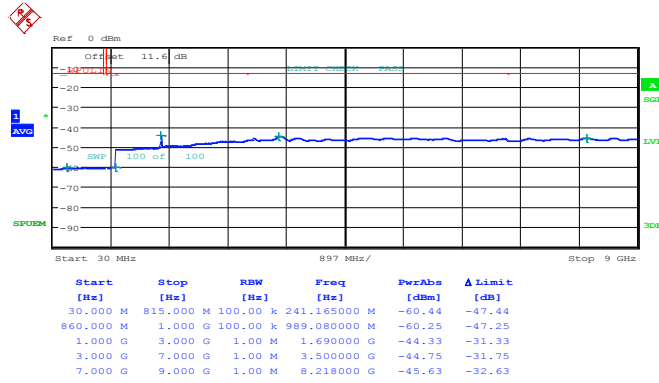


Date: 9.MAY.2014 14:26:10



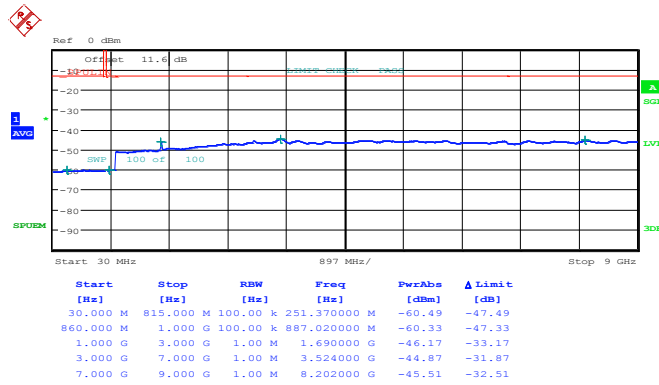
Band :	LTE Band 5	Channel :	CH20625 (High)
Band Width :	5MHz		

QPSK (RB Size 1, RB Offset 0)



Date: 9.MAY.2014 14:31:27

16QAM (RB Size 1, RB Offset 0)

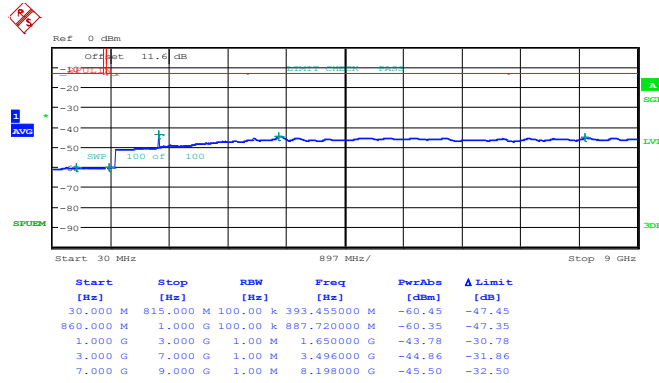


Date: 9.MAY.2014 14:32:28



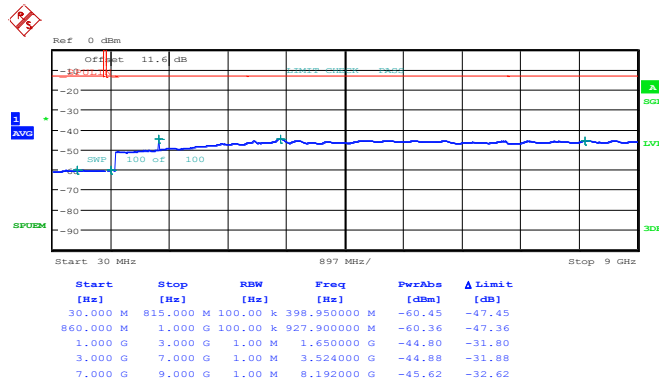
Band :	LTE Band 5	Channel :	CH20450 (Low)
Band Width :	10MHz		

QPSK (RB Size 1, RB Offset 0)



Date: 9.MAY.2014 14:37:45

16QAM (RB Size 1, RB Offset 0)

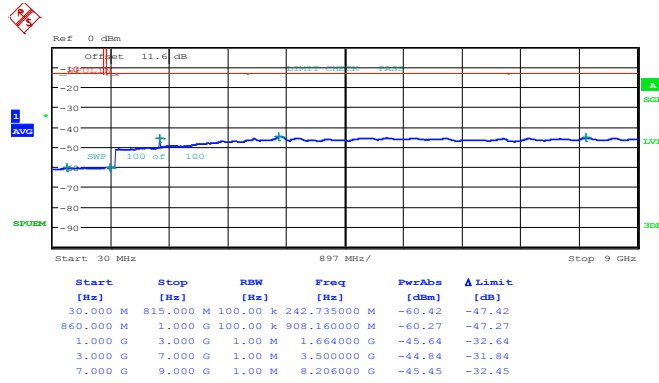


Date: 9.MAY.2014 14:38:45



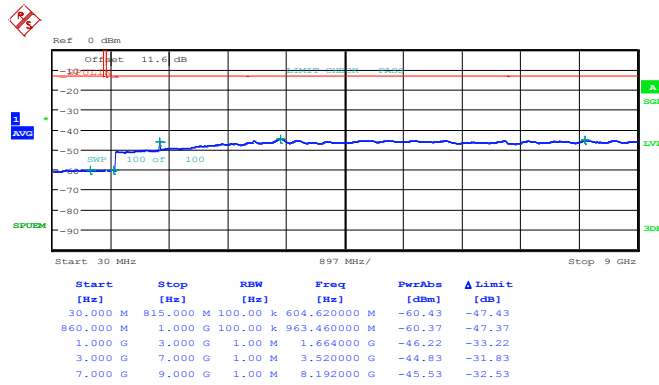
Band :	LTE Band 5	Channel :	CH20525 (Middle)
Band Width :	10MHz		

QPSK (RB Size 1, RB Offset 0)



Date: 9.MAY.2014 14:40:53

16QAM (RB Size 1, RB Offset 0)

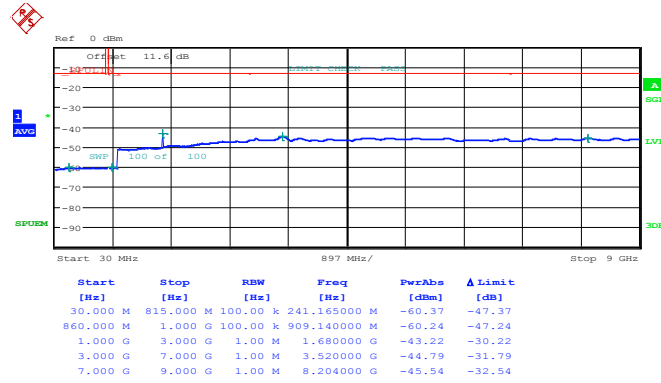


Date: 9.MAY.2014 14:41:54



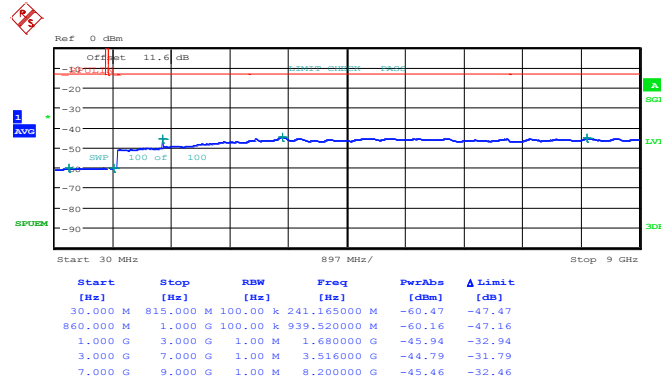
Band :	LTE Band 5	Channel :	CH20600 (High)
Band Width :	10MHz		

QPSK (RB Size 1, RB Offset 0)



Date: 9.MAY.2014 14:47:11

16QAM (RB Size 1, RB Offset 0)

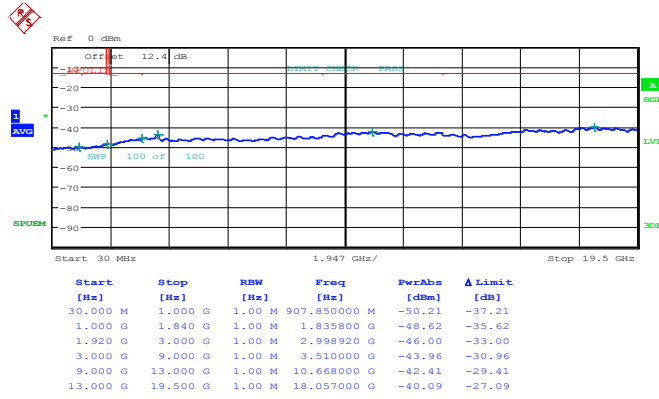


Date: 9.MAY.2014 14:48:12



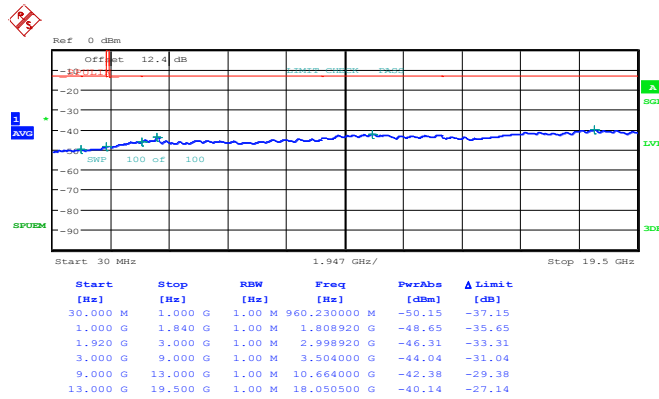
Band :	LTE Band 2	Channel :	CH18607 (Low)
Band Width :	1.4MHz		

QPSK (RB Size 1, RB Offset 0)



Date: 9.MAY.2014 15:07:07

16QAM (RB Size 1, RB Offset 0)

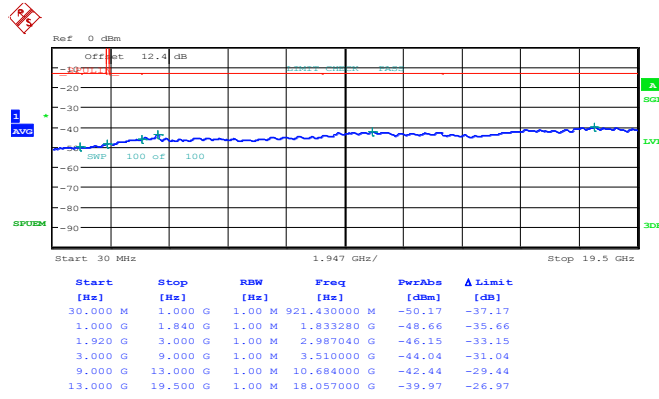


Date: 9.MAY.2014 15:08:08



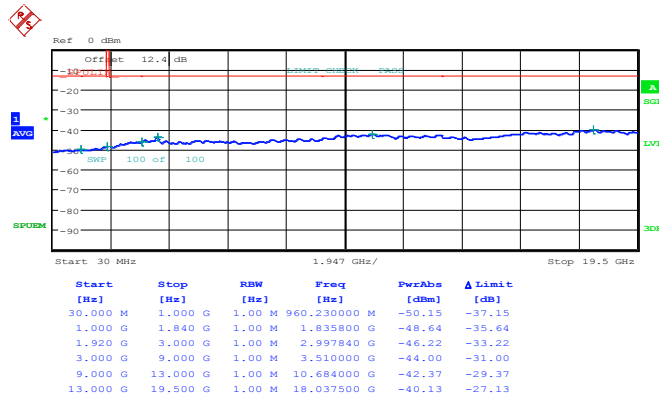
Band :	LTE Band 2	Channel :	CH18900 (Middle)
Band Width :	1.4MHz		

QPSK (RB Size 1, RB Offset 0)



Date: 9.MAY.2014 15:10:16

16QAM (RB Size 1, RB Offset 0)

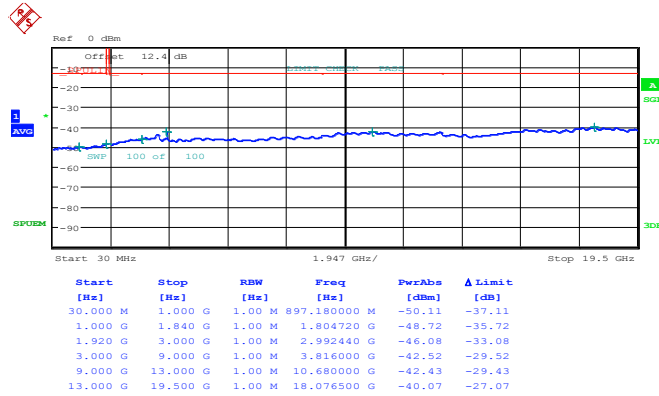


Date: 9.MAY.2014 15:11:16



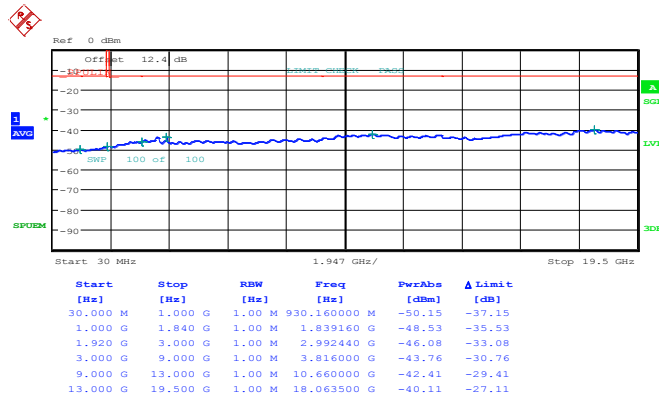
Band :	LTE Band 2	Channel :	CH19193 (High)
Band Width :	1.4MHz		

QPSK (RB Size 1, RB Offset 0)



Date: 9.MAY.2014 15:16:34

16QAM (RB Size 1, RB Offset 0)

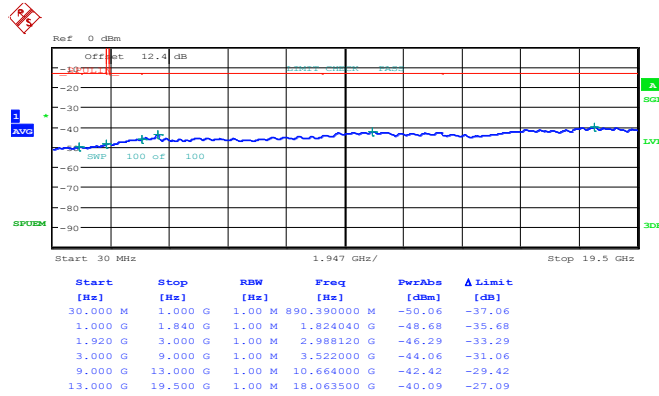


Date: 9.MAY.2014 15:17:34



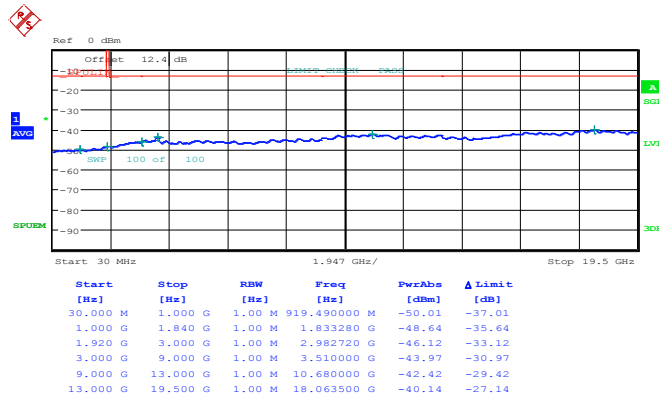
Band :	LTE Band 2	Channel :	CH18615 (Low)
Band Width :	3MHz		

QPSK (RB Size 1, RB Offset 0)



Date: 9.MAY.2014 15:31:35

16QAM (RB Size 1, RB Offset 0)

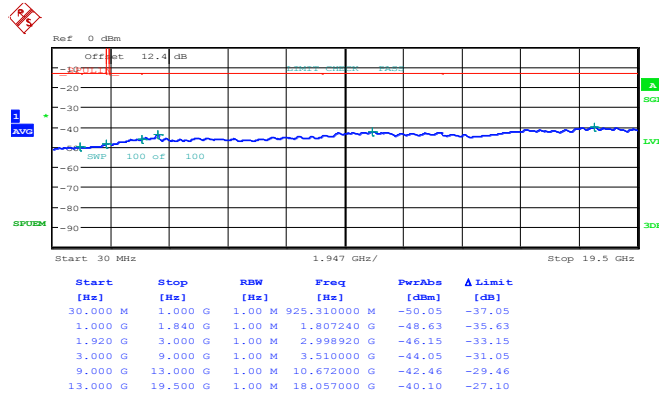


Date: 9.MAY.2014 15:32:36



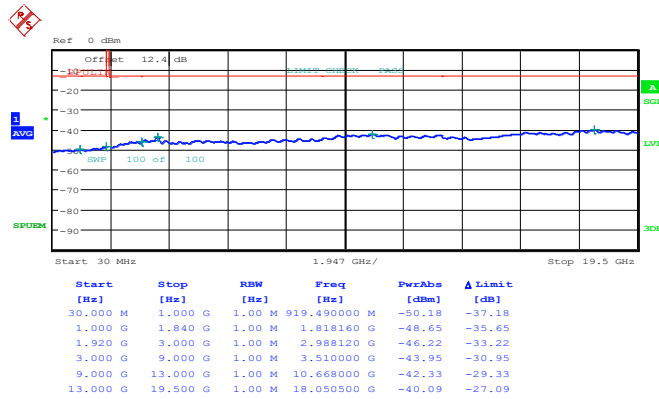
Band :	LTE Band 2	Channel :	CH18900 (Middle)
Band Width :	3MHz		

QPSK (RB Size 1, RB Offset 0)



Date: 9.MAY.2014 15:34:44

16QAM (RB Size 1, RB Offset 0)

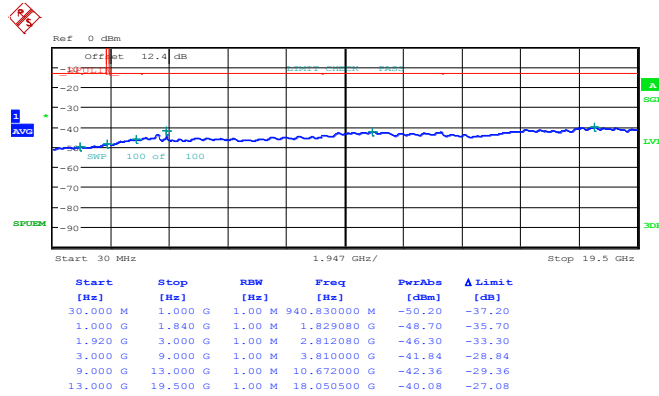


Date: 9.MAY.2014 15:35:45



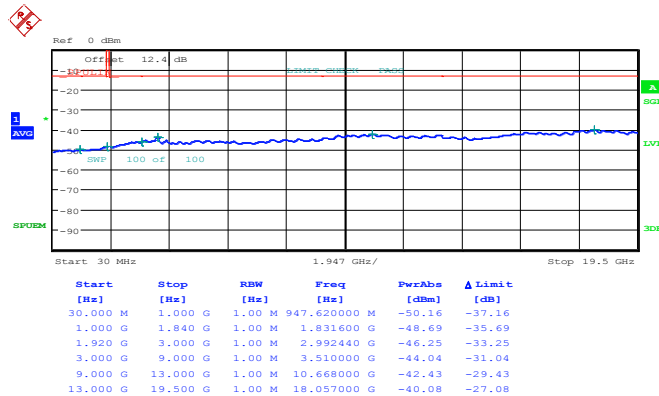
Band :	LTE Band 2	Channel :	CH19185 (High)
Band Width :	3MHz		

QPSK (RB Size 1, RB Offset 0)



Date: 9.MAY.2014 15:41:03

16QAM (RB Size 1, RB Offset 0)

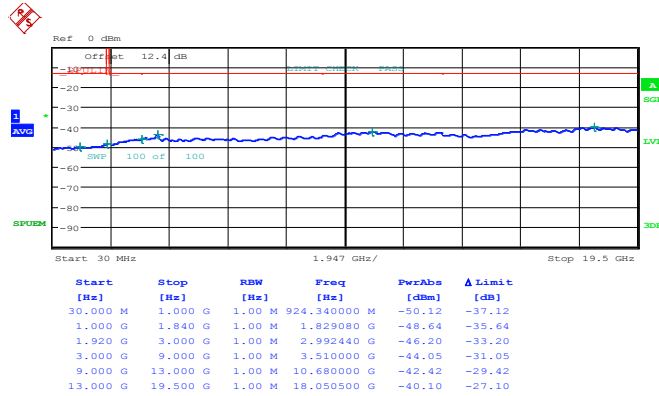


Date: 9.MAY.2014 15:42:04



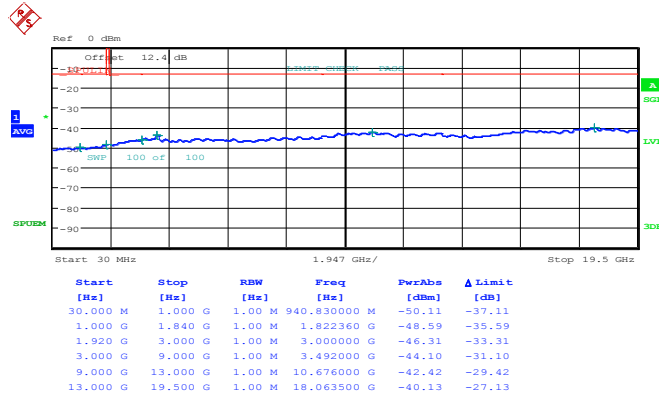
Band :	LTE Band 2	Channel :	CH18625 (Low)
Band Width :	5MHz		

QPSK (RB Size 1, RB Offset 0)



Date: 9.MAY.2014 15:47:21

16QAM (RB Size 1, RB Offset 0)

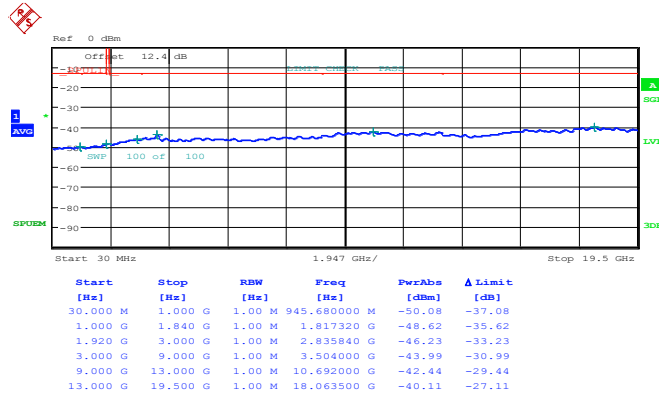


Date: 9.MAY.2014 15:48:22



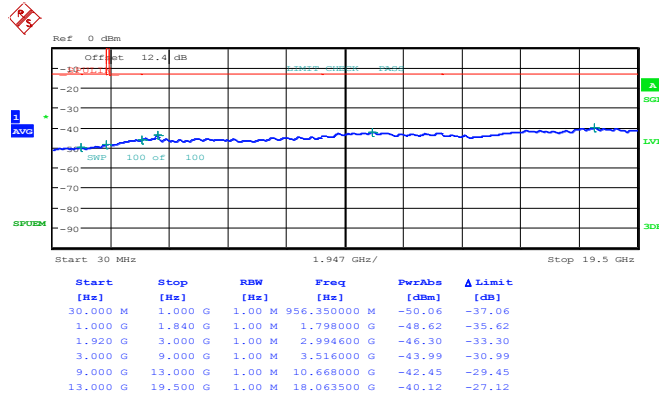
Band :	LTE Band 2	Channel :	CH18900 (Middle)
Band Width :	5MHz		

QPSK (RB Size 1, RB Offset 0)



Date: 9.MAY.2014 15:50:30

16QAM (RB Size 1, RB Offset 0)

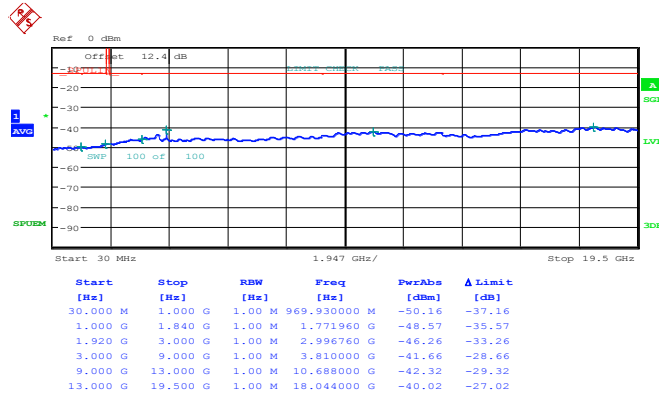


Date: 9.MAY.2014 15:51:31



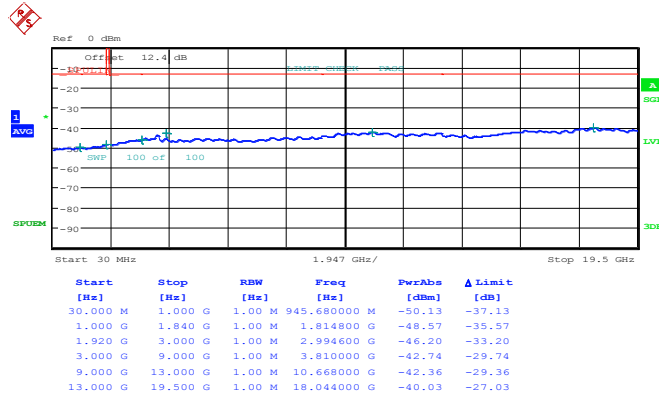
Band :	LTE Band 2	Channel :	CH19175 (High)
Band Width :	5MHz		

QPSK (RB Size 1, RB Offset 0)



Date: 9.MAY.2014 15:56:49

16QAM (RB Size 1, RB Offset 0)

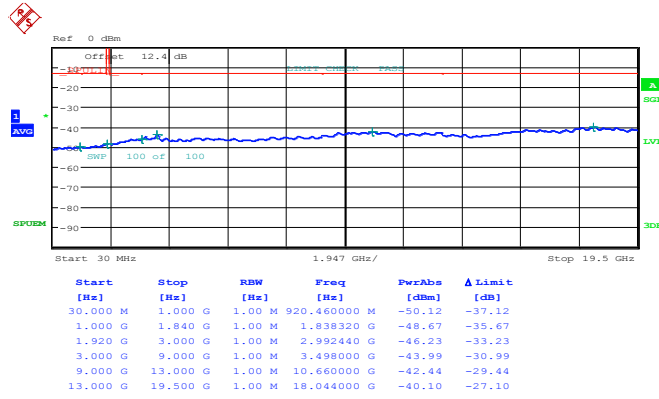


Date: 9.MAY.2014 15:57:49



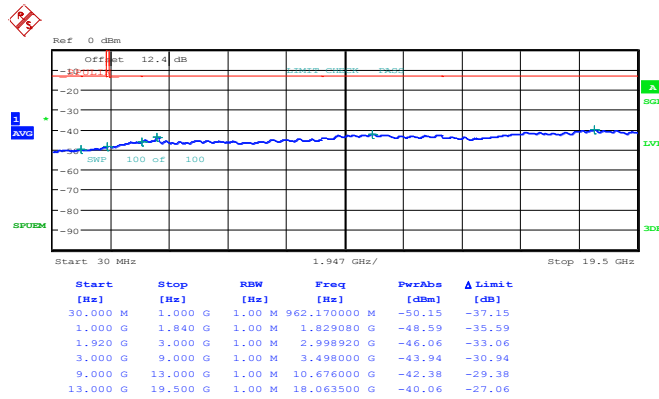
Band :	LTE Band 2	Channel :	CH18650 (Low)
Band Width :	10MHz		

QPSK (RB Size 1, RB Offset 0)



Date: 9.MAY.2014 16:03:07

16QAM (RB Size 1, RB Offset 0)

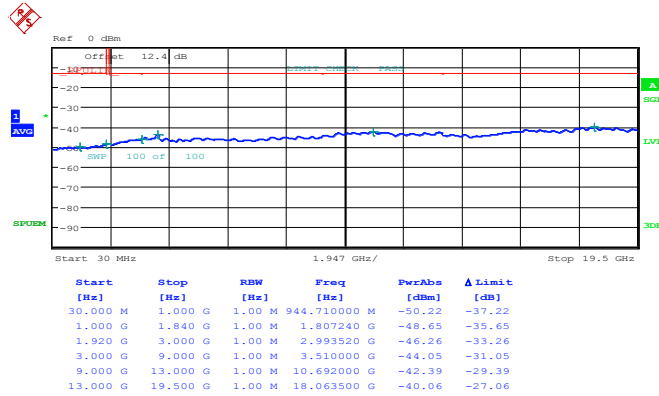


Date: 9.MAY.2014 16:04:07



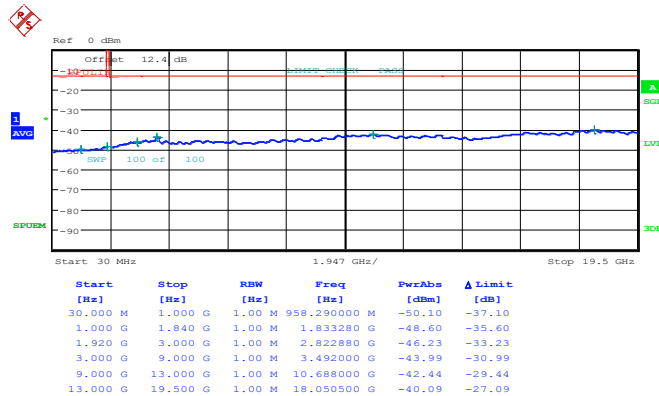
Band :	LTE Band 2	Channel :	CH18900 (Middle)
Band Width :	10MHz		

QPSK (RB Size 1, RB Offset 0)



Date: 9.MAY.2014 16:06:15

16QAM (RB Size 1, RB Offset 0)

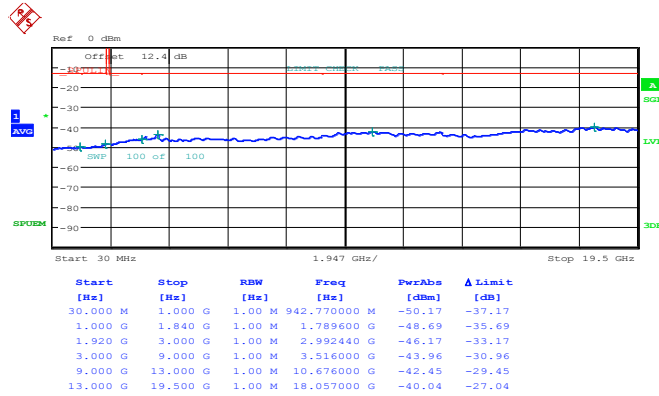


Date: 9.MAY.2014 16:07:15



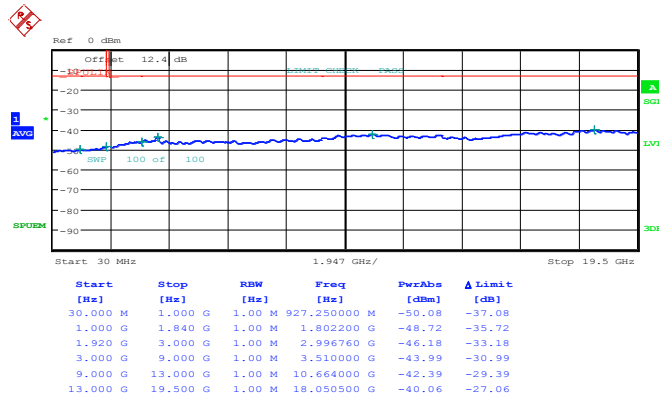
Band :	LTE Band 2	Channel :	CH19150 (High)
Band Width :	10MHz		

QPSK (RB Size 1, RB Offset 0)



Date: 9.MAY.2014 16:12:33

16QAM (RB Size 1, RB Offset 0)

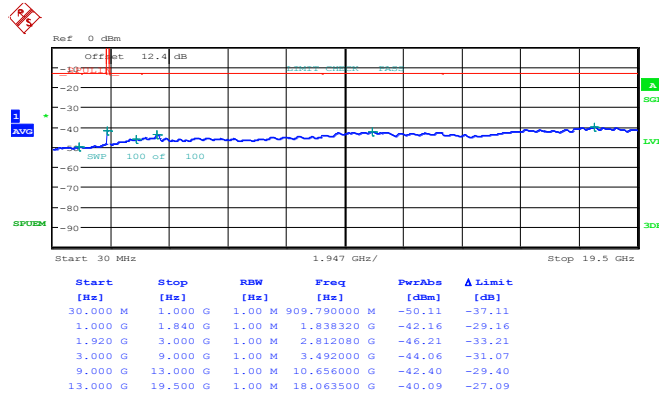


Date: 9.MAY.2014 16:13:33



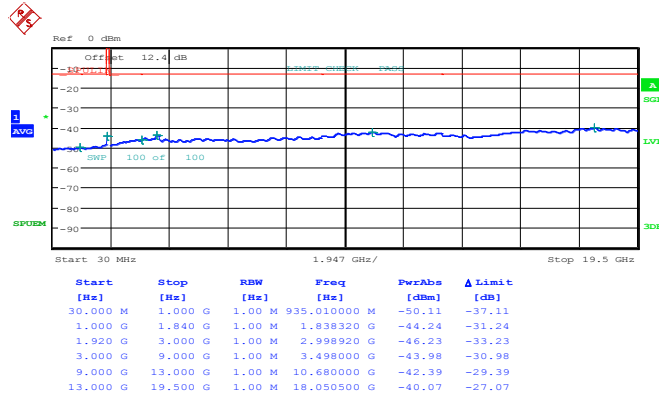
Band :	LTE Band 2	Channel :	CH18675 (Low)
Band Width :	15MHz		

QPSK (RB Size 1, RB Offset 0)



Date: 9.MAY.2014 16:18:51

16QAM (RB Size 1, RB Offset 0)

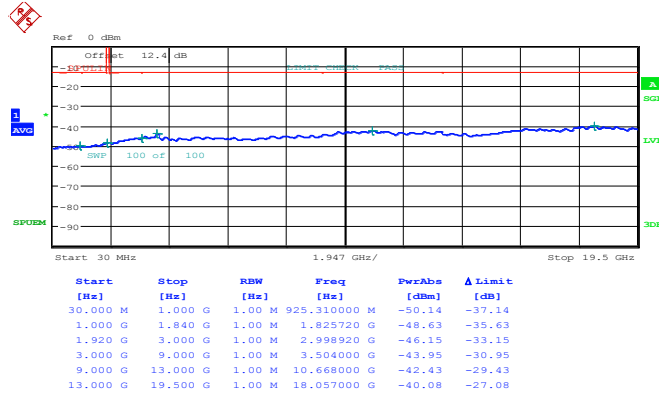


Date: 9.MAY.2014 16:19:52



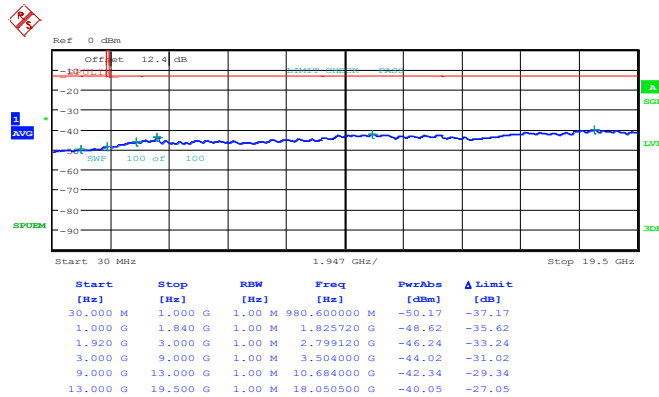
Band :	LTE Band 2	Channel :	CH18900 (Middle)
Band Width :	15MHz		

QPSK (RB Size 1, RB Offset 0)



Date: 9.MAY.2014 16:22:00

16QAM (RB Size 1, RB Offset 0)

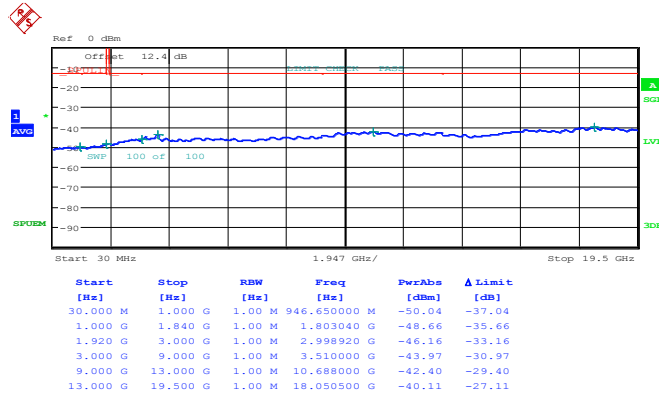


Date: 9.MAY.2014 16:23:00



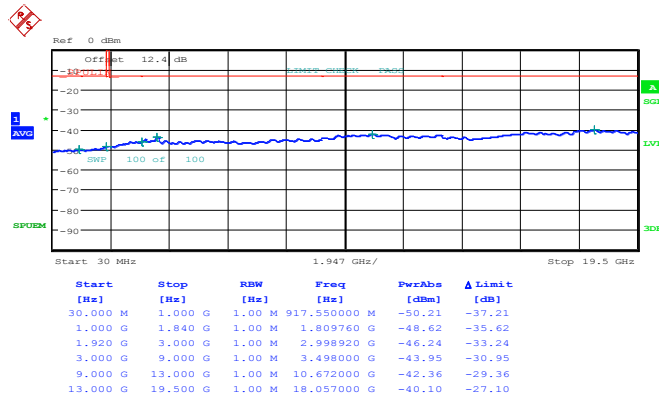
Band :	LTE Band 2	Channel :	CH19125 (High)
Band Width :	15MHz		

QPSK (RB Size 1, RB Offset 0)



Date: 9.MAY.2014 16:28:19

16QAM (RB Size 1, RB Offset 0)

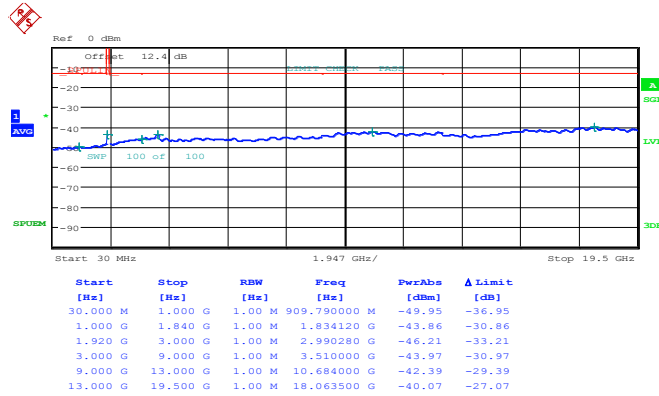


Date: 9.MAY.2014 16:29:20



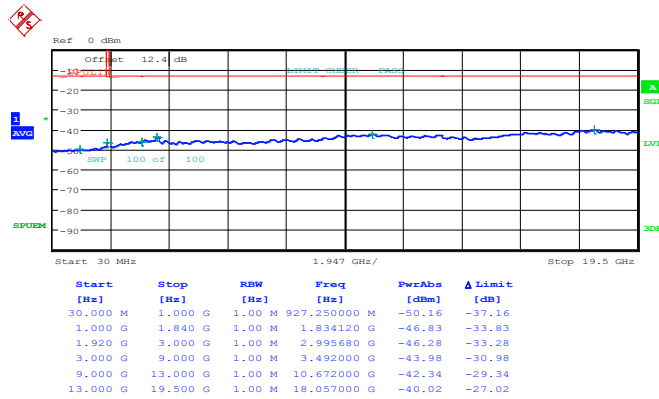
Band :	LTE Band 2	Channel :	CH18700 (Low)
Band Width :	20MHz		

QPSK (RB Size 1, RB Offset 0)



Date: 9.MAY.2014 16:34:37

16QAM (RB Size 1, RB Offset 0)

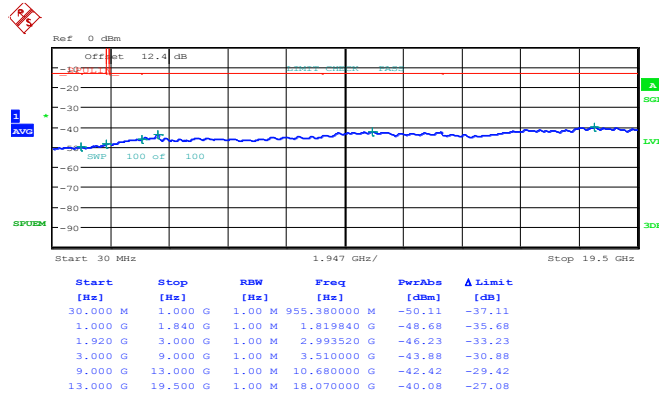


Date: 9.MAY.2014 16:35:37



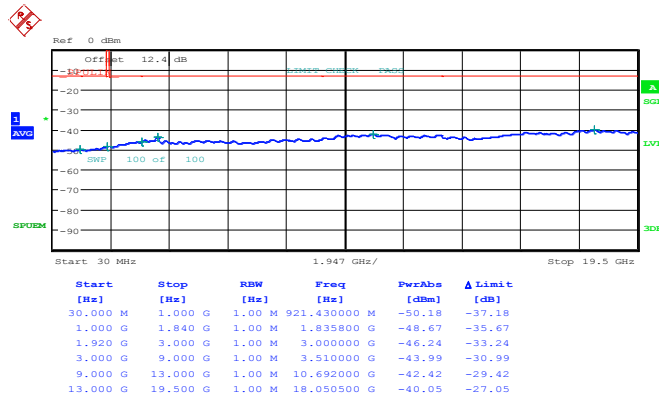
Band :	LTE Band 2	Channel :	CH18900 (Middle)
Band Width :	20MHz		

QPSK (RB Size 1, RB Offset 0)



Date: 9.MAY.2014 16:37:45

16QAM (RB Size 1, RB Offset 0)

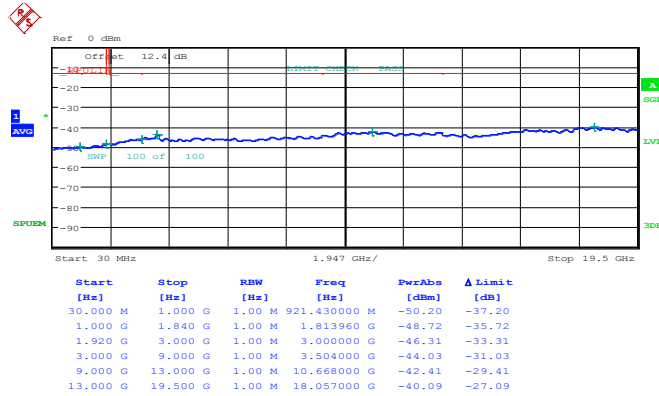


Date: 9.MAY.2014 16:38:45



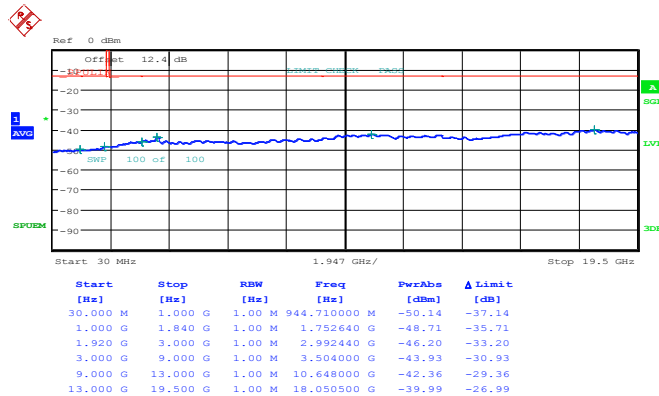
Band :	LTE Band 2	Channel :	CH19100 (High)
Band Width :	20MHz		

QPSK (RB Size 1, RB Offset 0)



Date: 9.MAY.2014 16:44:02

16QAM (RB Size 1, RB Offset 0)

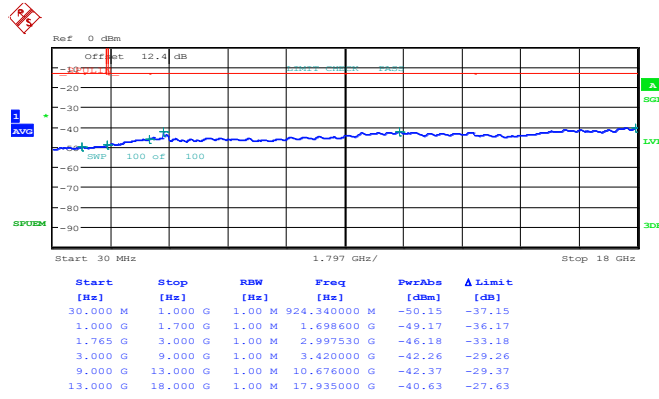


Date: 9.MAY.2014 16:45:03



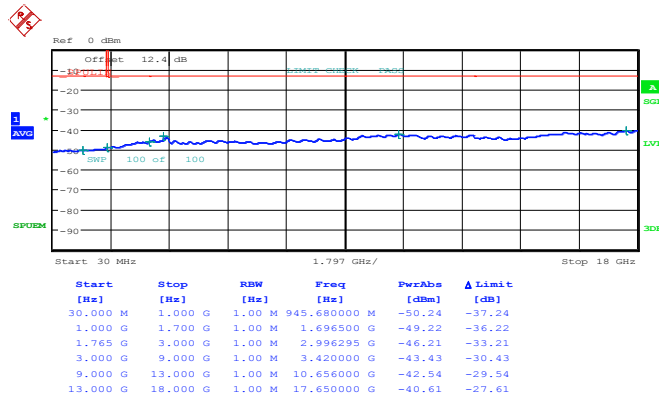
Band :	LTE Band 4	Channel :	CH19957 (Low)
Band Width :	1.4MHz		

QPSK (RB Size 1, RB Offset 0)



Date: 10.MAY.2014 08:28:23

16QAM (RB Size 1, RB Offset 0)

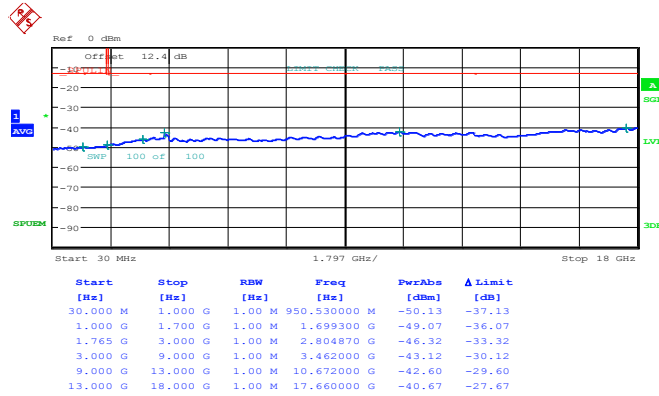


Date: 10.MAY.2014 08:29:23



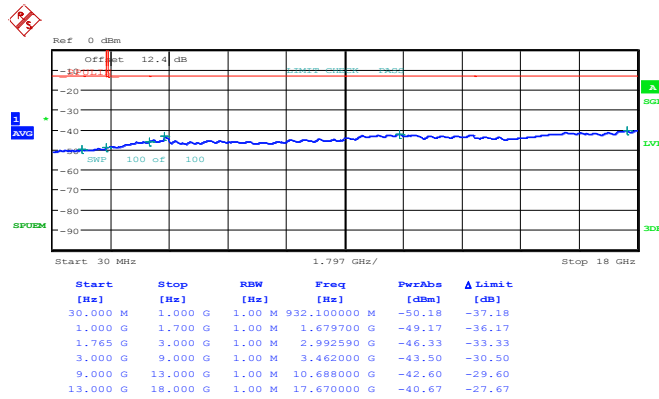
Band :	LTE Band 4	Channel :	CH20175 (Middle)
Band Width :	1.4MHz		

QPSK (RB Size 1, RB Offset 0)



Date: 10.MAY.2014 08:31:31

16QAM (RB Size 1, RB Offset 0)

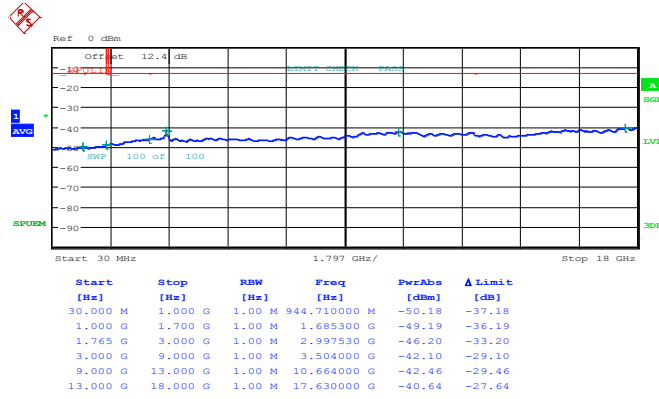


Date: 10.MAY.2014 08:32:31



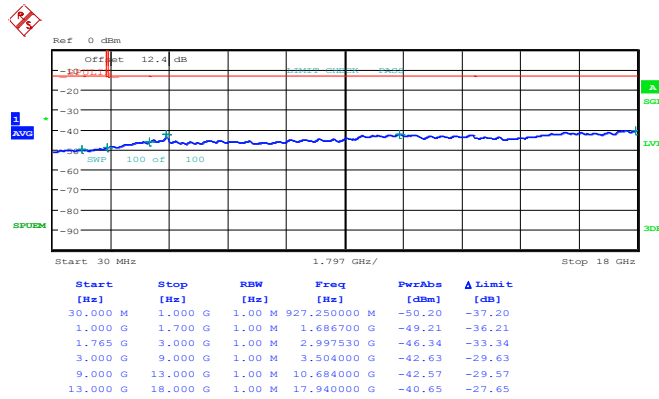
Band :	LTE Band 4	Channel :	CH20393 (High)
Band Width :	1.4MHz		

QPSK (RB Size 1, RB Offset 0)



Date: 10.MAY.2014 08:37:47

16QAM (RB Size 1, RB Offset 0)

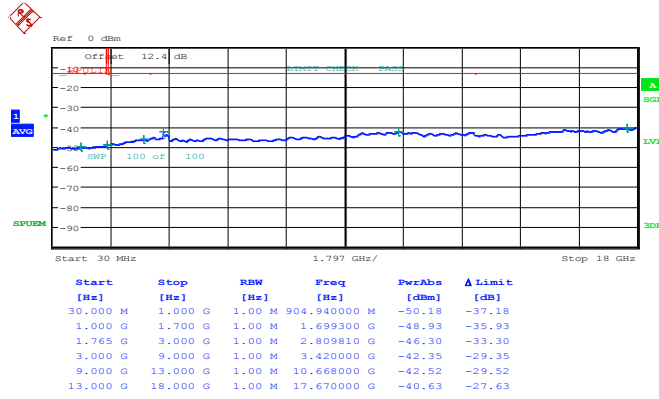


Date: 10.MAY.2014 08:38:47



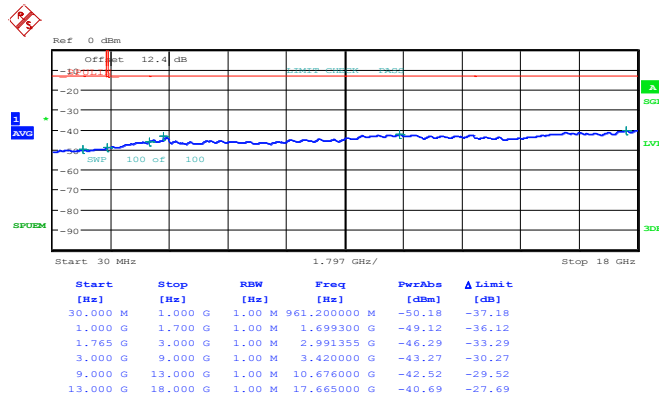
Band :	LTE Band 4	Channel :	CH19965 (Low)
Band Width :	3MHz		

QPSK (RB Size 1, RB Offset 0)



Date: 10.MAY.2014 08:44:54

16QAM (RB Size 1, RB Offset 0)

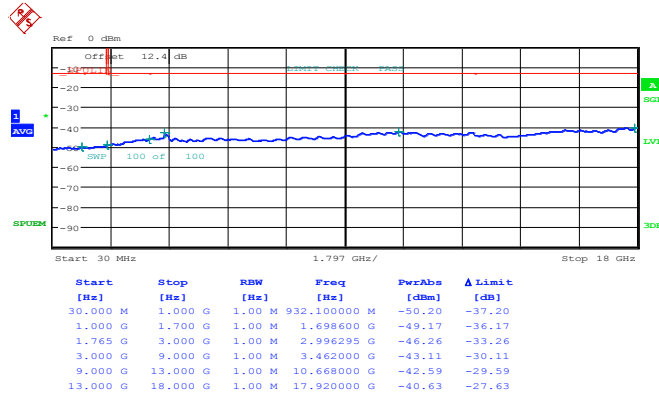


Date: 10.MAY.2014 08:45:53



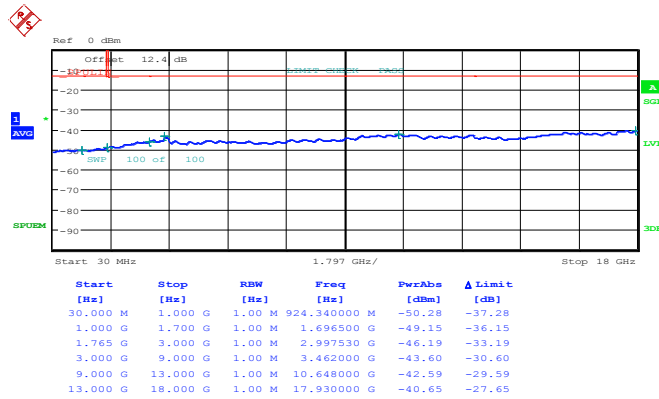
Band :	LTE Band 4	Channel :	CH20175 (Middle)
Band Width :	3MHz		

QPSK (RB Size 1, RB Offset 0)



Date: 10.MAY.2014 08:48:01

16QAM (RB Size 1, RB Offset 0)

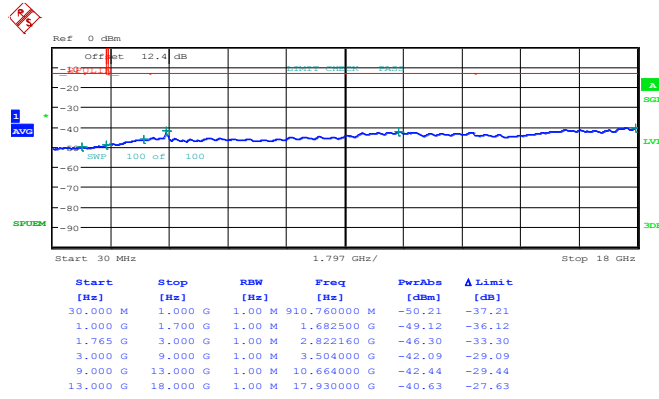


Date: 10.MAY.2014 08:49:01



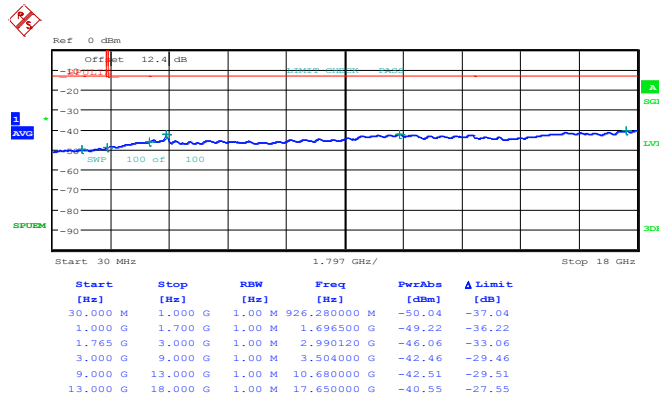
Band :	LTE Band 4	Channel :	CH20385 (High)
Band Width :	3MHz		

QPSK (RB Size 1, RB Offset 0)



Date: 10.MAY.2014 08:54:17

16QAM (RB Size 1, RB Offset 0)

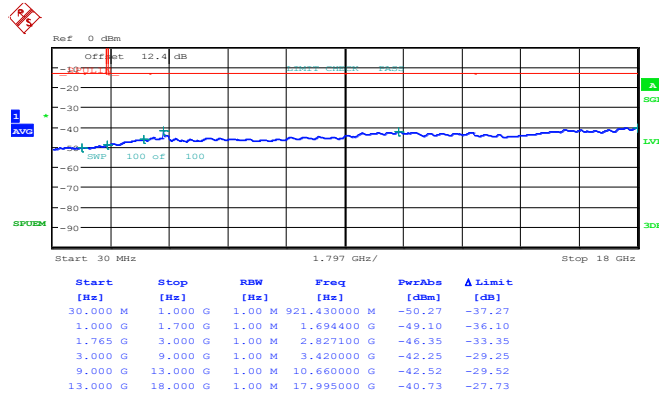


Date: 10.MAY.2014 08:55:17



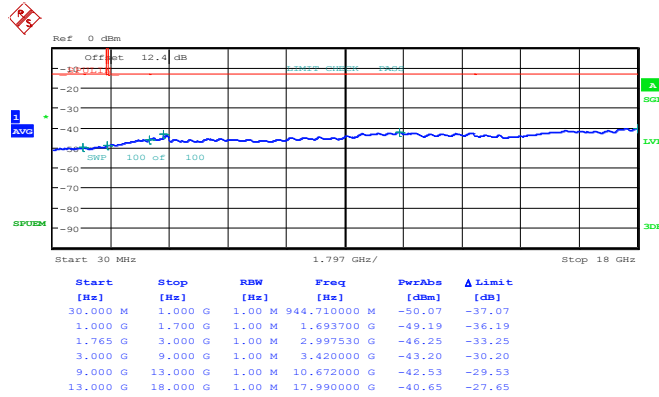
Band :	LTE Band 4	Channel :	CH19975 (Low)
Band Width :	5MHz		

QPSK (RB Size 1, RB Offset 0)



Date: 10.MAY.2014 09:00:33

16QAM (RB Size 1, RB Offset 0)

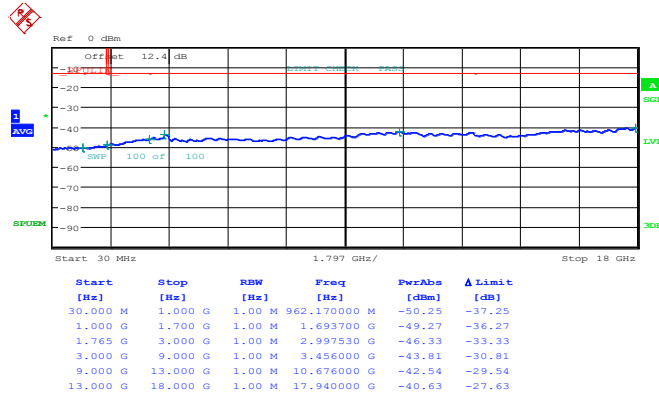


Date: 10.MAY.2014 09:01:33



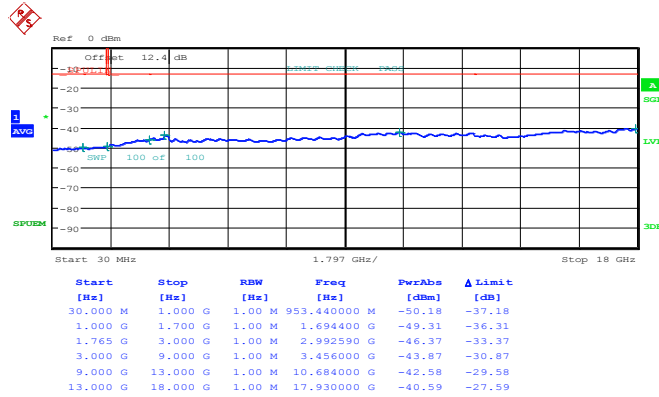
Band :	LTE Band 4	Channel :	CH20175 (Middle)
Band Width :	5MHz		

QPSK (RB Size 1, RB Offset 0)



Date: 10.MAY.2014 09:03:40

16QAM (RB Size 1, RB Offset 0)

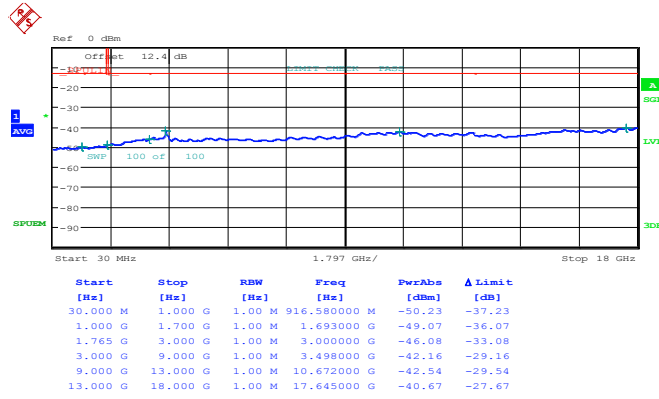


Date: 10.MAY.2014 09:04:40



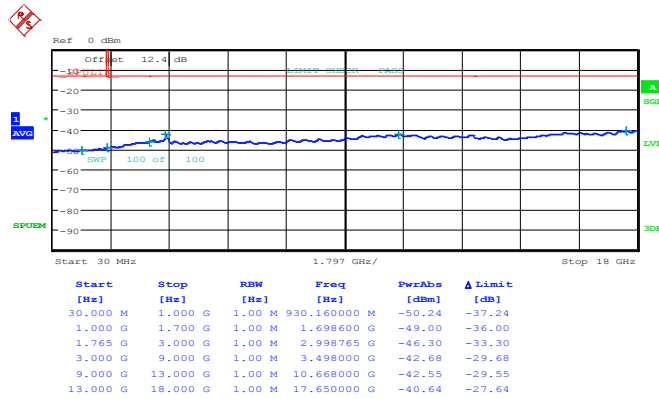
Band :	LTE Band 4	Channel :	CH20375 (High)
Band Width :	5MHz		

QPSK (RB Size 1, RB Offset 0)



Date: 10.MAY.2014 09:09:55

16QAM (RB Size 1, RB Offset 0)

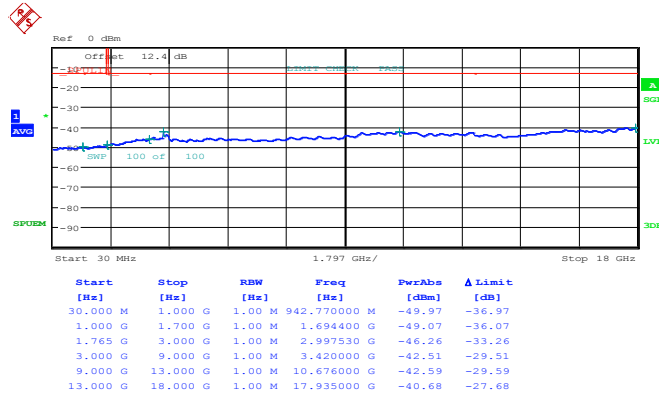


Date: 10.MAY.2014 09:10:55



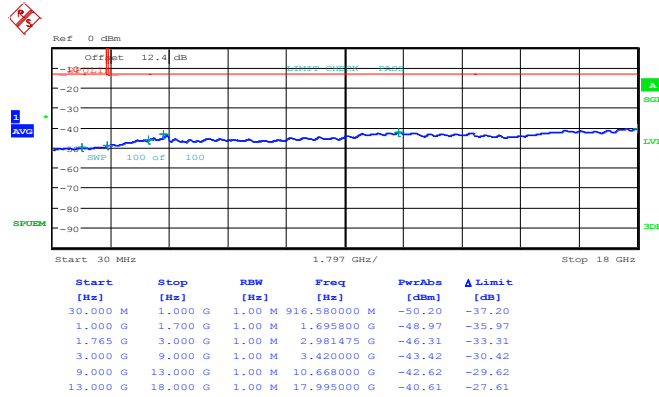
Band :	LTE Band 4	Channel :	CH20000 (Low)
Band Width :	10MHz		

QPSK (RB Size 1, RB Offset 0)



Date: 10.MAY.2014 09:16:12

16QAM (RB Size 1, RB Offset 0)

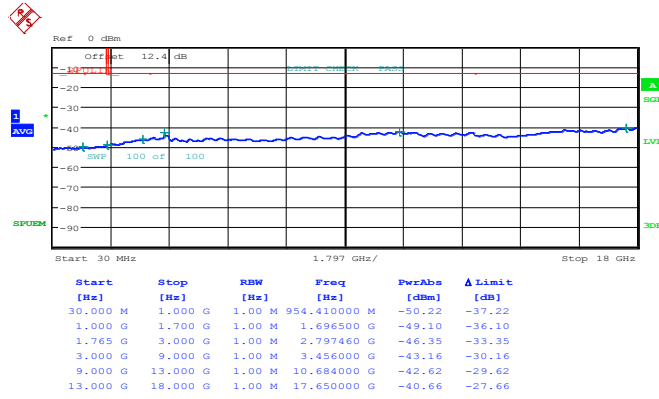


Date: 10.MAY.2014 09:17:11



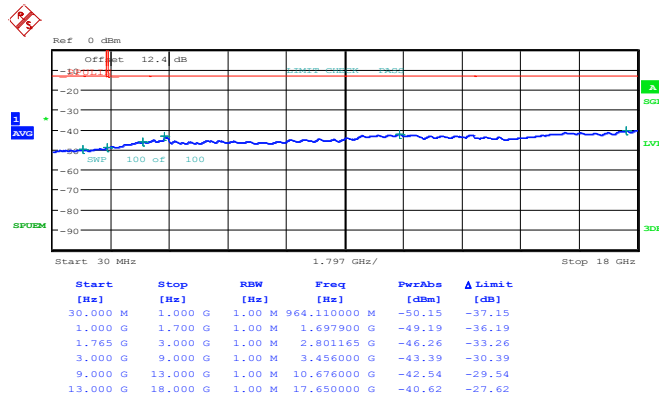
Band :	LTE Band 4	Channel :	CH20175 (Middle)
Band Width :	10MHz		

QPSK (RB Size 1, RB Offset 0)



Date: 10.MAY.2014 09:19:19

16QAM (RB Size 1, RB Offset 0)

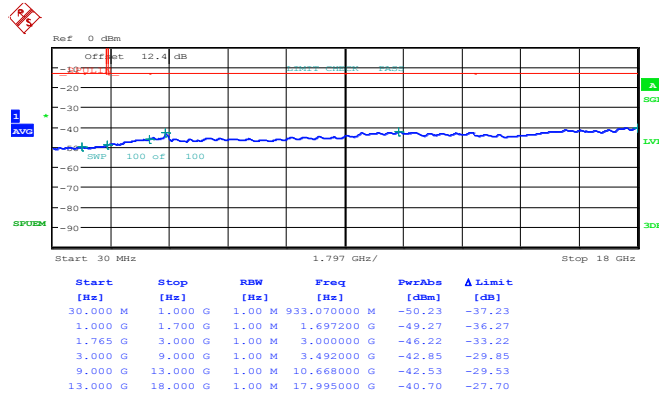


Date: 10.MAY.2014 09:20:19



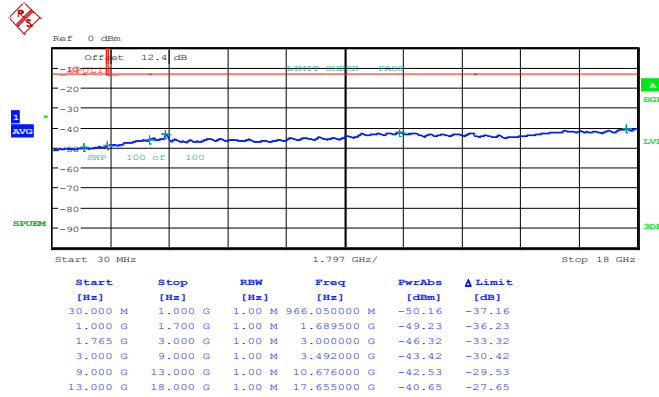
Band :	LTE Band 4	Channel :	CH20350 (High)
Band Width :	10MHz		

QPSK (RB Size 1, RB Offset 0)



Date: 10.MAY.2014 09:25:34

16QAM (RB Size 1, RB Offset 0)

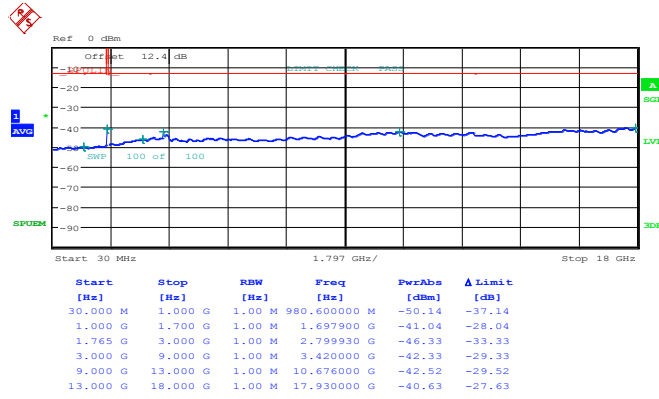


Date: 10.MAY.2014 09:26:34



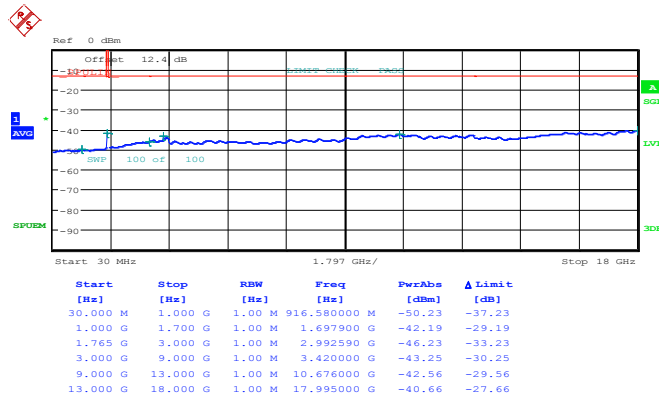
Band :	LTE Band 4	Channel :	CH20025 (Low)
Band Width :	15MHz		

QPSK (RB Size 1, RB Offset 0)



Date: 10.MAY.2014 09:31:50

16QAM (RB Size 1, RB Offset 0)

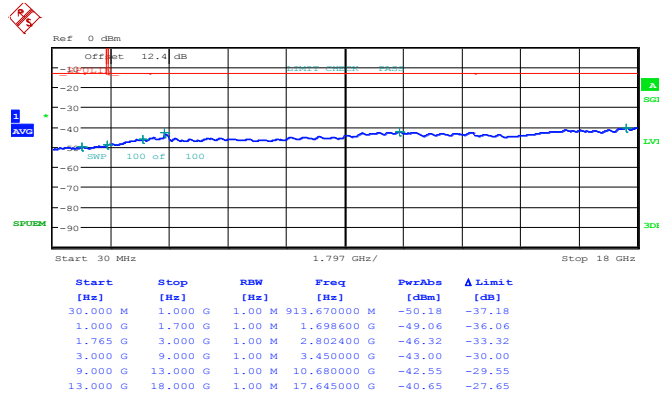


Date: 10.MAY.2014 09:32:50



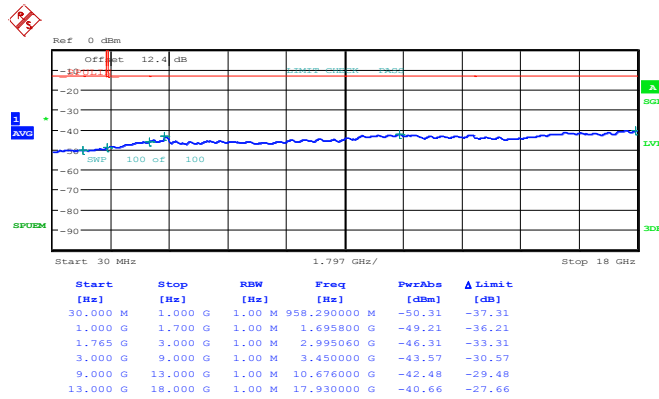
Band :	LTE Band 4	Channel :	CH20175 (Middle)
Band Width :	15MHz		

QPSK (RB Size 1, RB Offset 0)



Date: 10.MAY.2014 09:34:58

16QAM (RB Size 1, RB Offset 0)

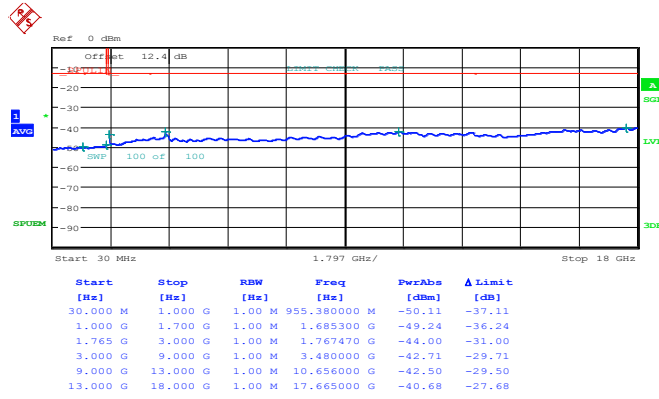


Date: 10.MAY.2014 09:35:58



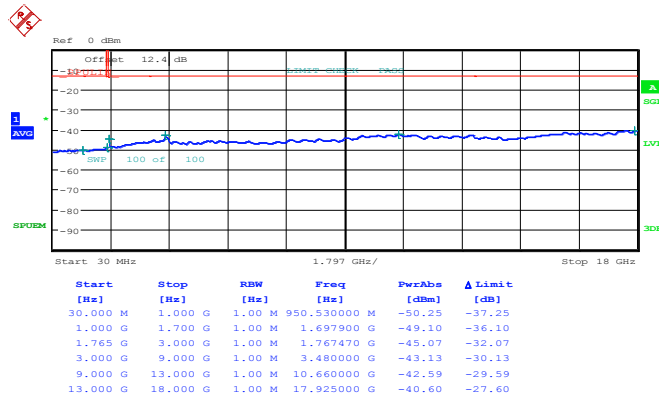
Band :	LTE Band 4	Channel :	CH20325 (High)
Band Width :	15MHz		

QPSK (RB Size 1, RB Offset 0)



Date: 10.MAY.2014 09:41:13

16QAM (RB Size 1, RB Offset 0)

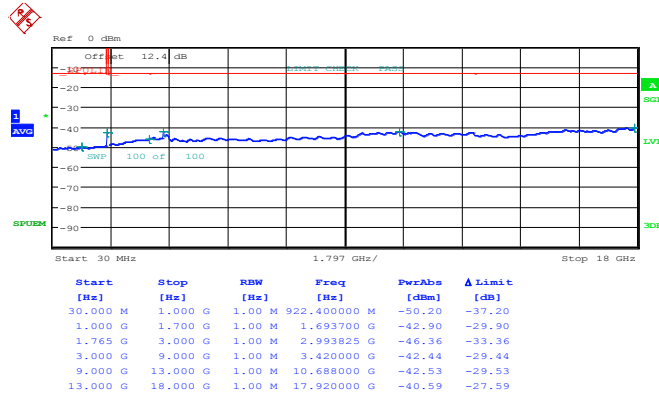


Date: 10.MAY.2014 09:42:12



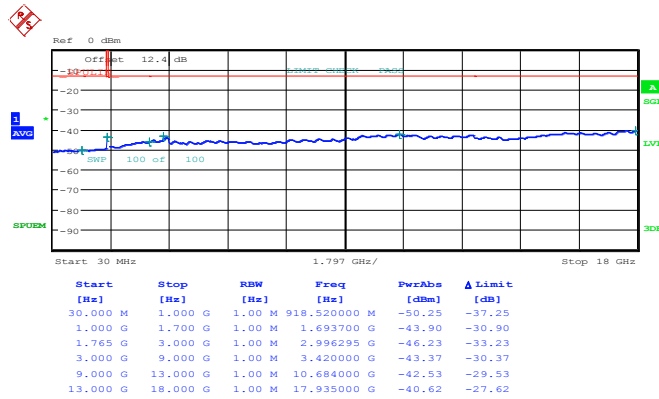
Band :	LTE Band 4	Channel :	CH20050 (Low)
Band Width :	20MHz		

QPSK (RB Size 1, RB Offset 0)



Date: 10.MAY.2014 09:47:27

16QAM (RB Size 1, RB Offset 0)

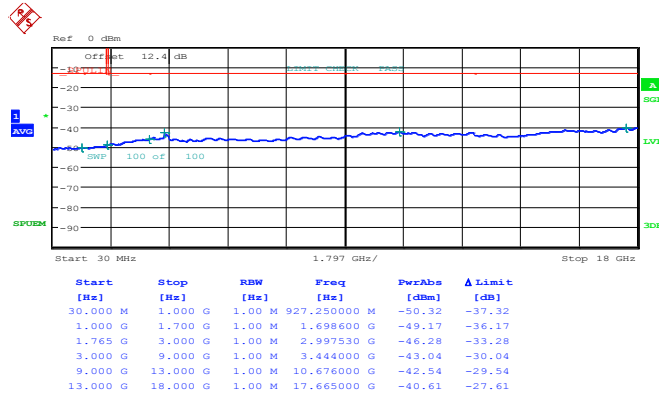


Date: 10.MAY.2014 09:48:27



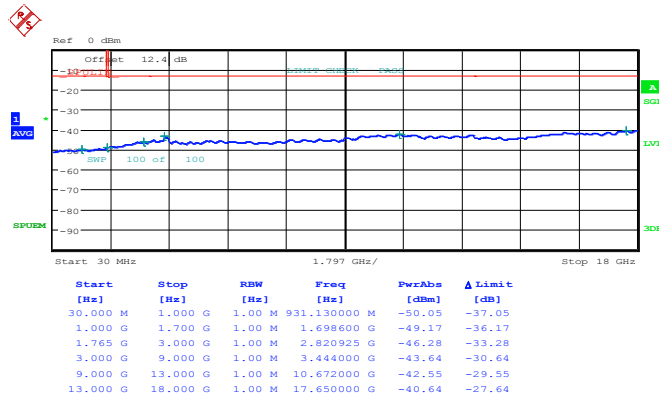
Band :	LTE Band 4	Channel :	CH20175 (Middle)
Band Width :	20MHz		

QPSK (RB Size 1, RB Offset 0)



Date: 10.MAY.2014 09:50:35

16QAM (RB Size 1, RB Offset 0)

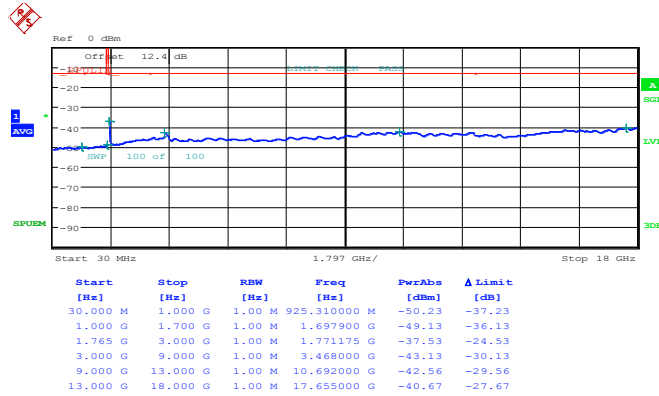


Date: 10.MAY.2014 09:51:36



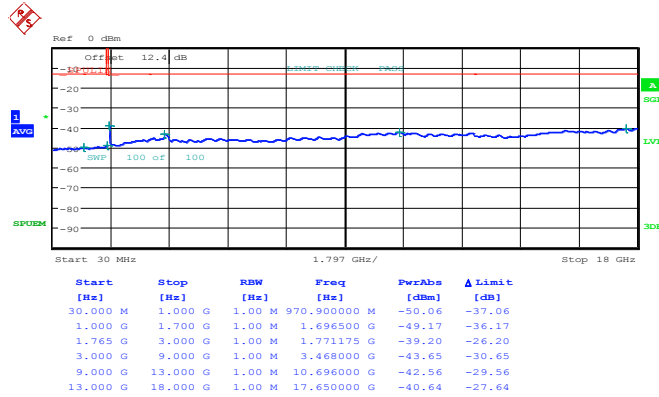
Band :	LTE Band 4	Channel :	CH20300 (High)
Band Width :	20MHz		

QPSK (RB Size 1, RB Offset 0)



Date: 10.MAY.2014 09:56:51

16QAM (RB Size 1, RB Offset 0)

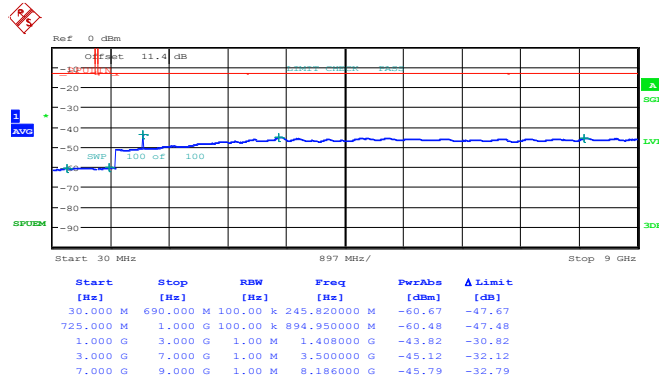


Date: 10.MAY.2014 09:57:51



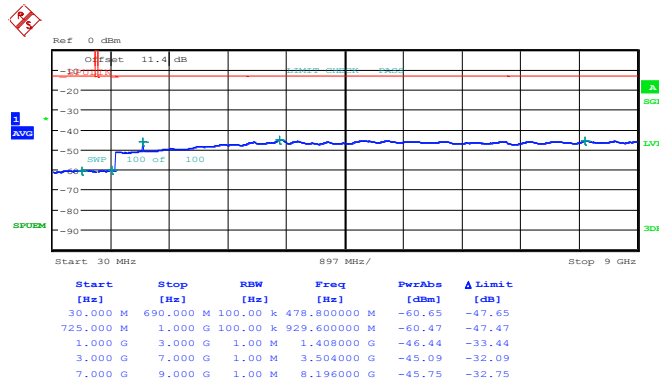
Band :	LTE Band 17	Channel :	CH23755 (Low)
Band Width :	5MHz		

QPSK (RB Size 1, RB Offset 0)



Date: 9.MAY.2014 11:27:03

16QAM (RB Size 1, RB Offset 0)

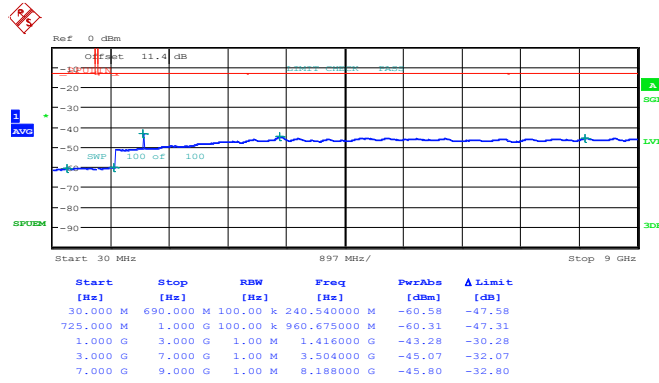


Date: 9.MAY.2014 11:28:03



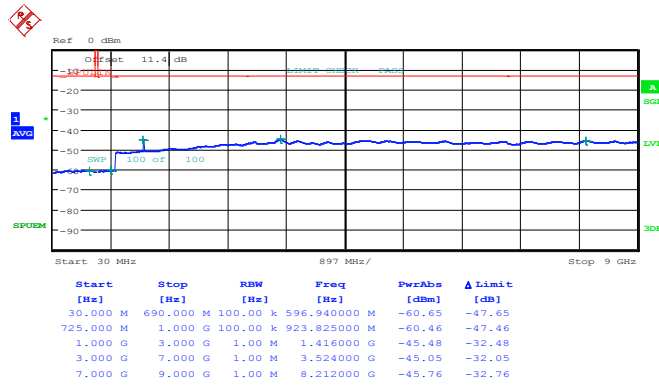
Band :	LTE Band 17	Channel :	CH23790 (Middle)
Band Width :	5MHz		

QPSK (RB Size 1, RB Offset 0)



Date: 9.MAY.2014 11:30:11

16QAM (RB Size 1, RB Offset 0)

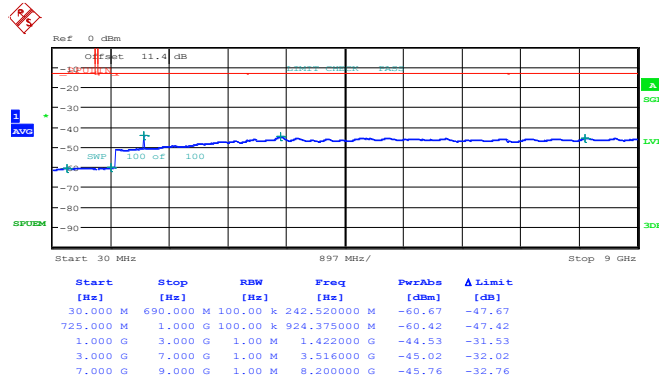


Date: 9.MAY.2014 11:31:11



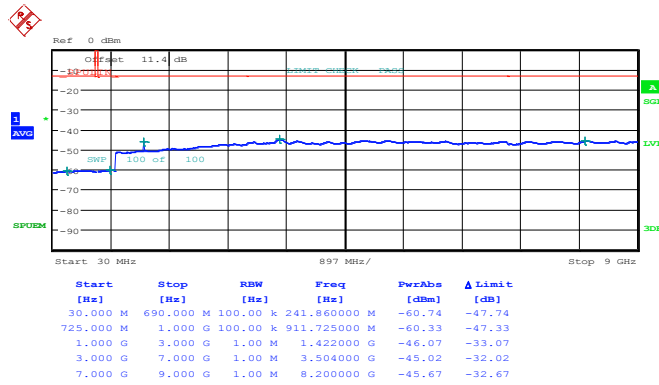
Band :	LTE Band 17	Channel :	CH23825 (High)
Band Width :	5MHz		

QPSK (RB Size 1, RB Offset 0)



Date: 9.MAY.2014 11:36:28

16QAM (RB Size 1, RB Offset 0)

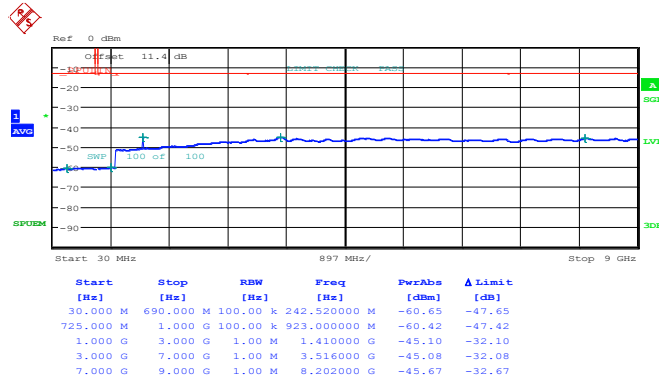


Date: 9.MAY.2014 11:37:29



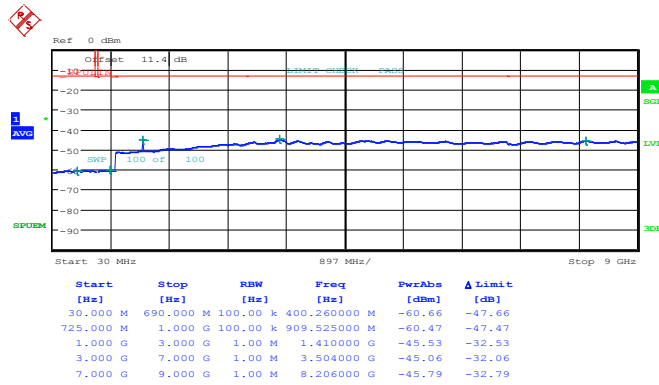
Band :	LTE Band 17	Channel :	CH23780 (Low)
Band Width :	10MHz		

QPSK (RB Size 1, RB Offset 0)



Date: 9.MAY.2014 11:42:46

16QAM (RB Size 1, RB Offset 0)

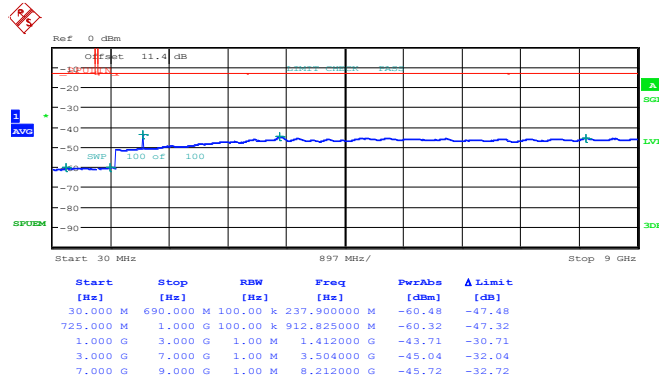


Date: 9.MAY.2014 11:43:47



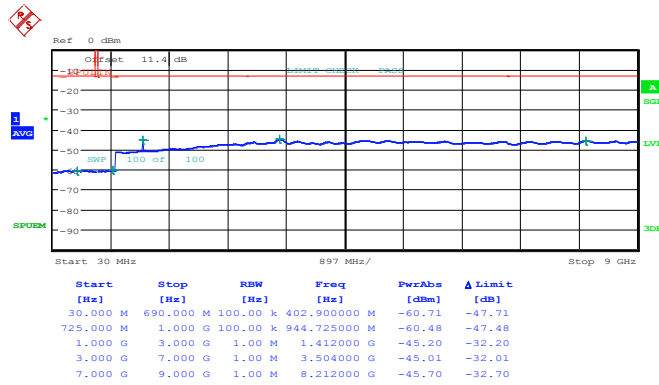
Band :	LTE Band 17	Channel :	CH23790 (Middle)
Band Width :	10MHz		

QPSK (RB Size 1, RB Offset 0)



Date: 9.MAY.2014 11:45:55

16QAM (RB Size 1, RB Offset 0)

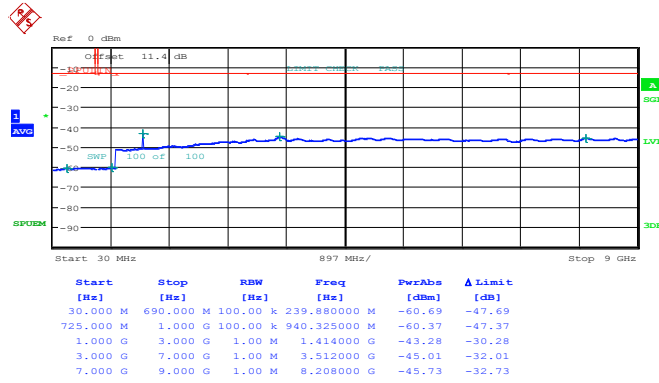


Date: 9.MAY.2014 11:46:55



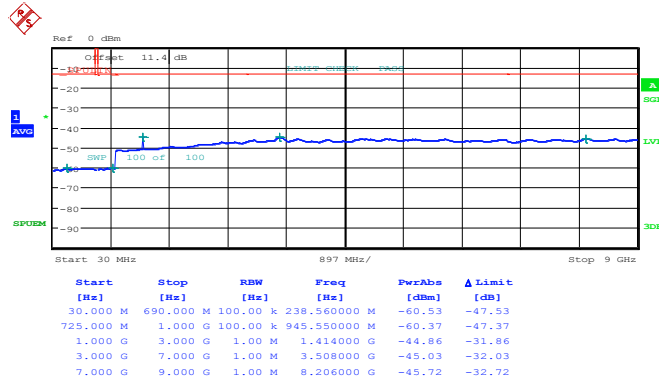
Band :	LTE Band 17	Channel :	CH23800 (High)
Band Width :	10MHz		

QPSK (RB Size 1, RB Offset 0)



Date: 9.MAY.2014 11:52:14

16QAM (RB Size 1, RB Offset 0)

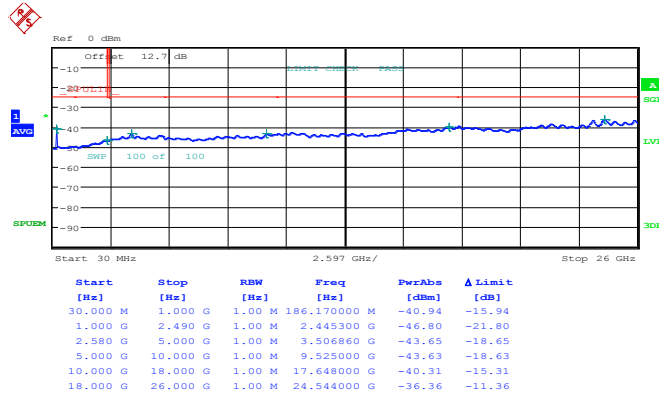


Date: 9.MAY.2014 11:53:14



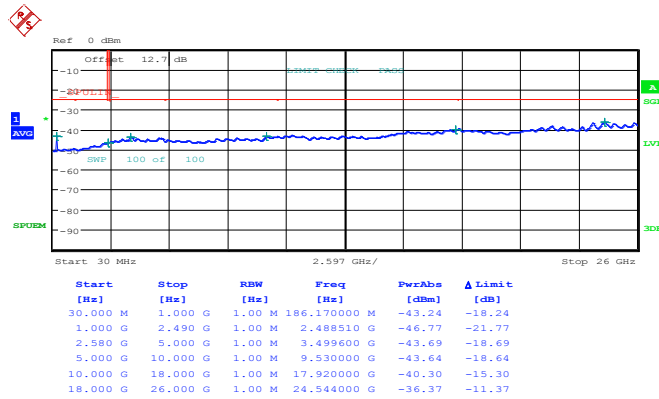
Band :	LTE Band 7	Channel :	CH20775 (Low)
Band Width :	5MHz		

QPSK (RB Size 1, RB Offset 0)



Date: 9.MAY.2014 16:59:12

16QAM (RB Size 1, RB Offset 0)

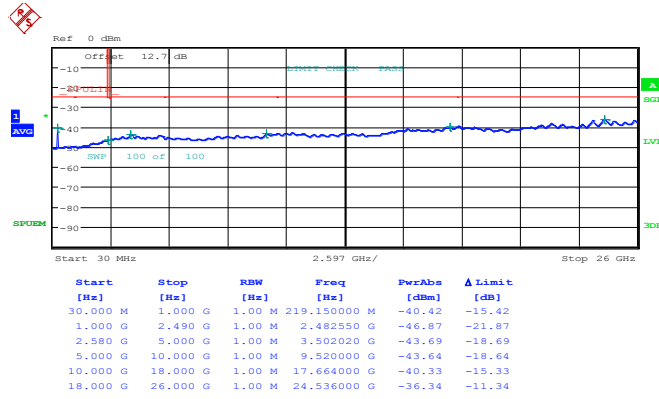


Date: 9.MAY.2014 17:00:15



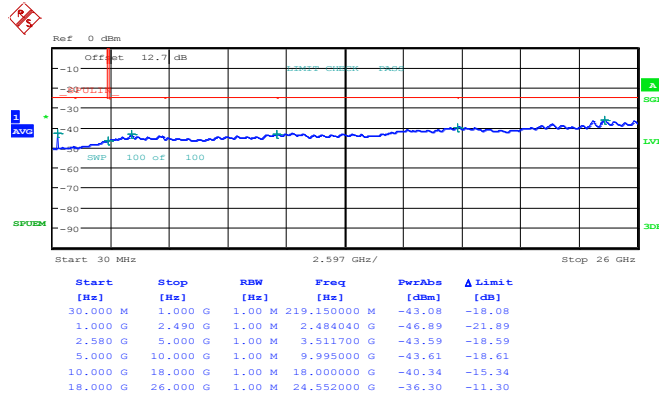
Band :	LTE Band 7	Channel :	CH21100 (Middle)
Band Width :	5MHz		

QPSK (RB Size 1, RB Offset 0)



Date: 9.MAY.2014 17:02:26

16QAM (RB Size 1, RB Offset 0)

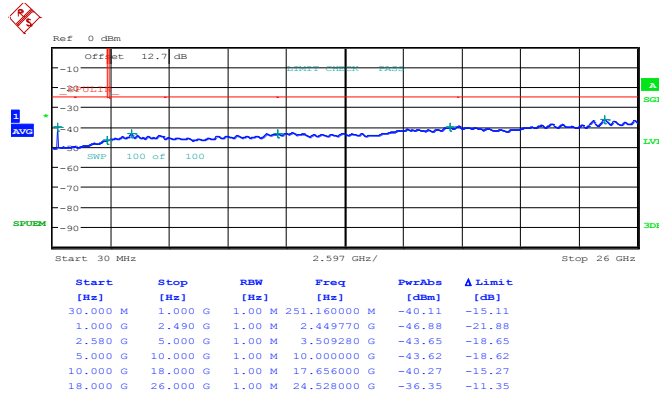


Date: 9.MAY.2014 17:03:29



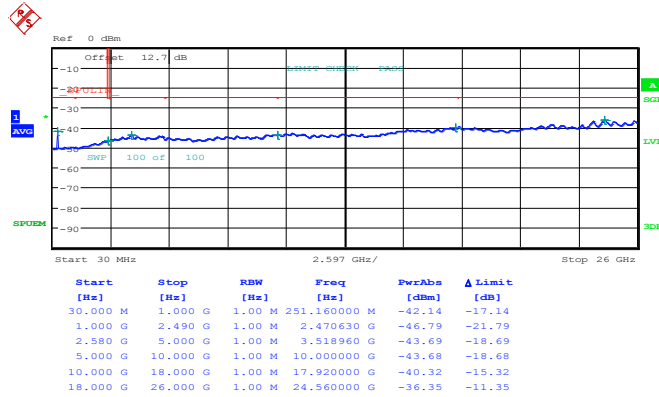
Band :	LTE Band 7	Channel :	CH21425 (High)
Band Width :	5MHz		

QPSK (RB Size 1, RB Offset 0)



Date: 9.MAY.2014 17:08:47

16QAM (RB Size 1, RB Offset 0)

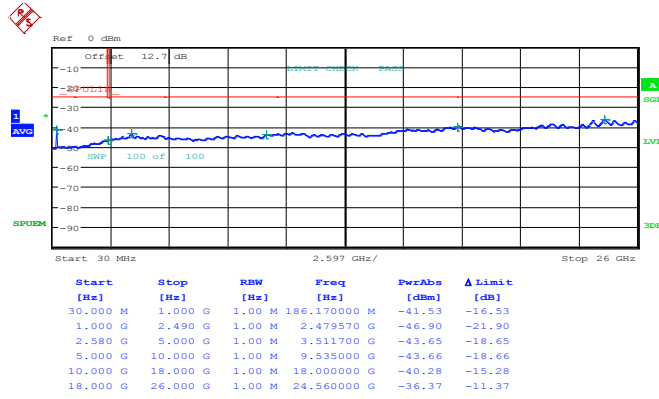


Date: 9.MAY.2014 17:09:50



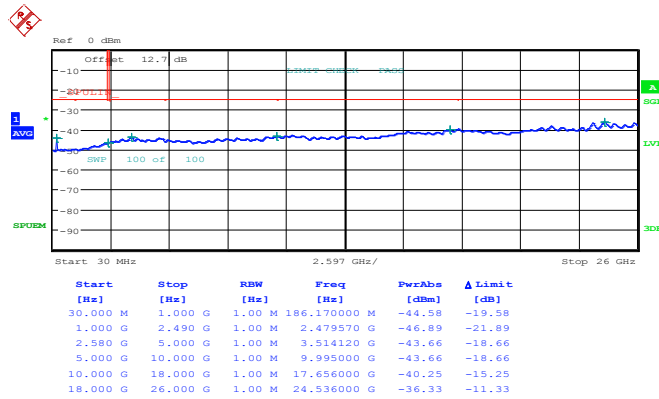
Band :	LTE Band 7	Channel :	CH20800 (Low)
Band Width :	10MHz		

QPSK (RB Size 1, RB Offset 0)



Date: 9.MAY.2014 17:15:08

16QAM (RB Size 1, RB Offset 0)

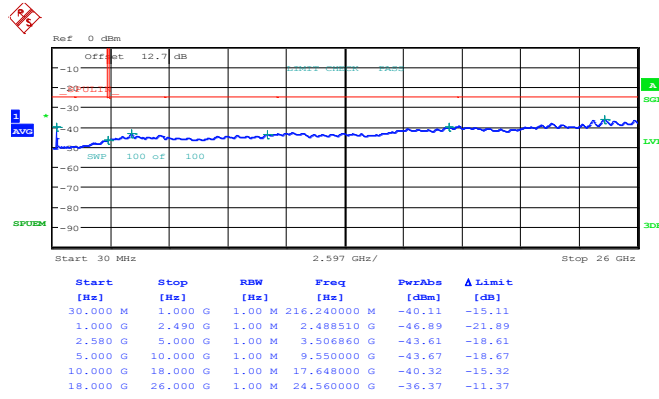


Date: 9.MAY.2014 17:16:11



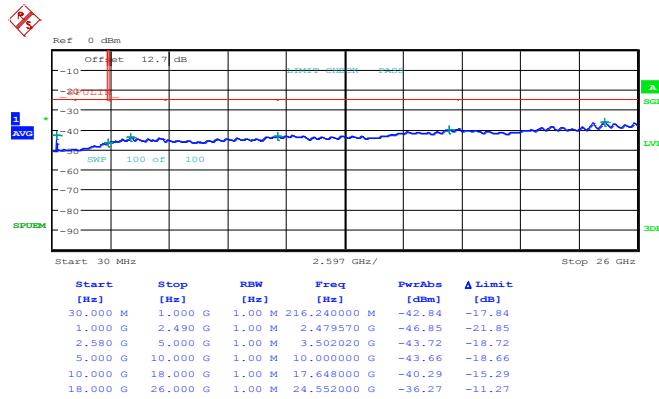
Band :	LTE Band 7	Channel :	CH21100 (Middle)
Band Width :	10MHz		

QPSK (RB Size 1, RB Offset 0)



Date: 9.MAY.2014 17:18:22

16QAM (RB Size 1, RB Offset 0)

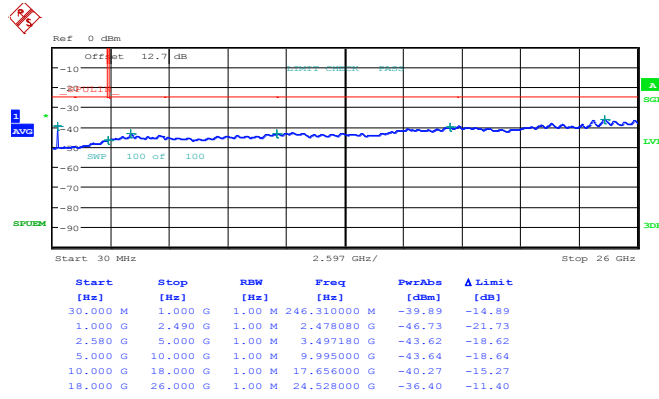


Date: 9.MAY.2014 17:19:25



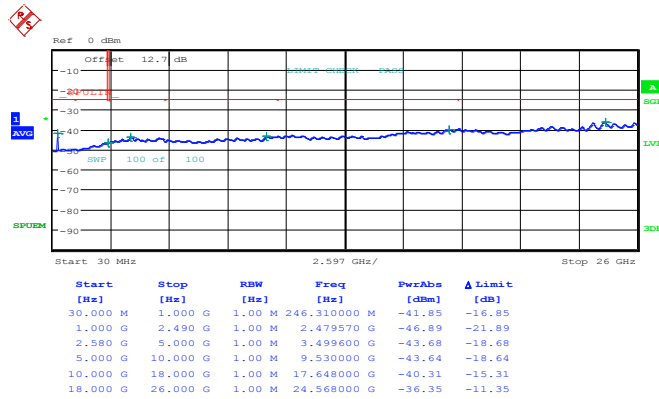
Band :	LTE Band 7	Channel :	CH21400 (High)
Band Width :	10MHz		

QPSK (RB Size 1, RB Offset 0)



Date: 9.MAY.2014 17:24:43

16QAM (RB Size 1, RB Offset 0)

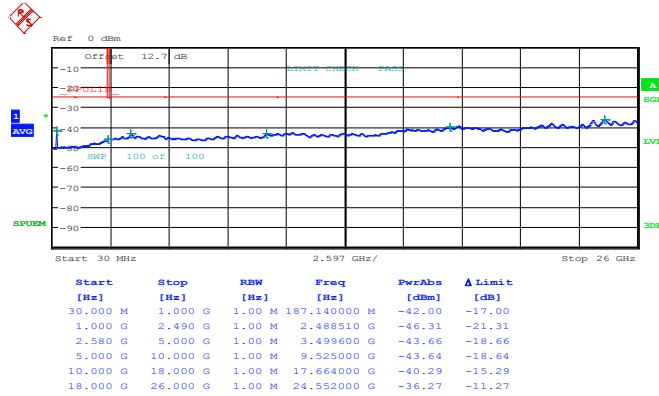


Date: 9.MAY.2014 17:25:46



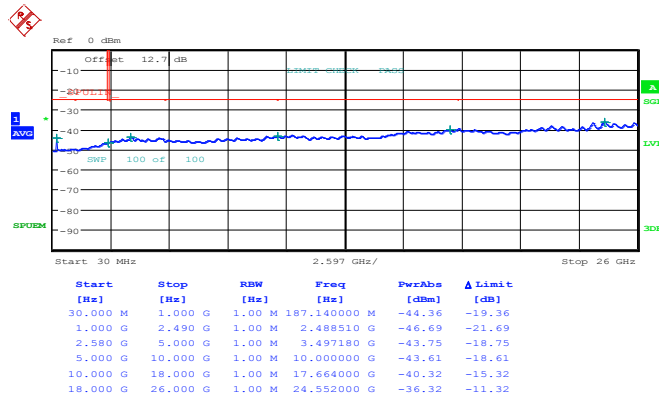
Band :	LTE Band 7	Channel :	CH20825 (Low)
Band Width :	15MHz		

QPSK (RB Size 1, RB Offset 0)



Date: 9.MAY.2014 17:31:04

16QAM (RB Size 1, RB Offset 0)

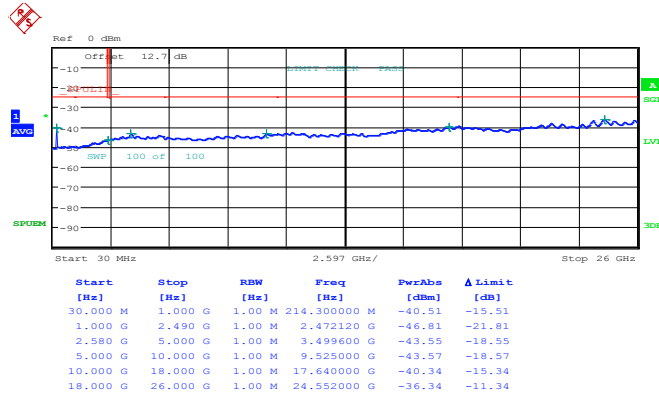


Date: 9.MAY.2014 17:32:07



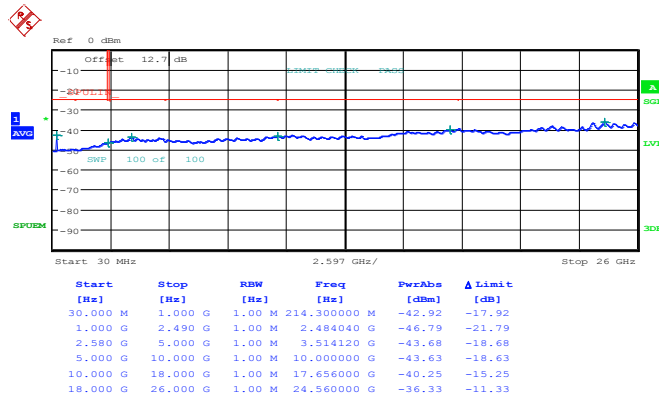
Band :	LTE Band 7	Channel :	CH21100 (Middle)
Band Width :	15MHz		

QPSK (RB Size 1, RB Offset 0)



Date: 9.MAY.2014 17:34:19

16QAM (RB Size 1, RB Offset 0)

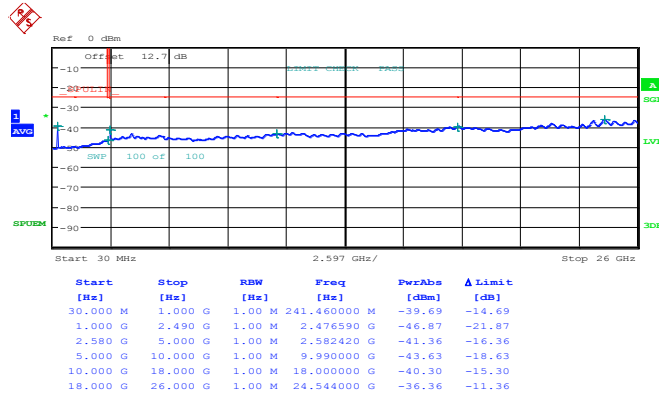


Date: 9.MAY.2014 17:35:22



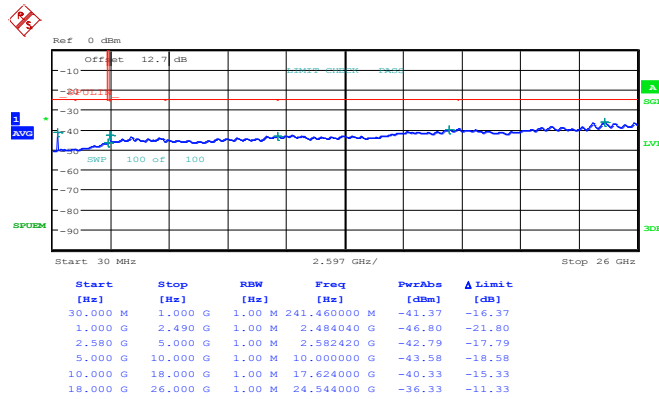
Band :	LTE Band 7	Channel :	CH21375 (High)
Band Width :	15MHz		

QPSK (RB Size 1, RB Offset 0)



Date: 9.MAY.2014 17:40:40

16QAM (RB Size 1, RB Offset 0)

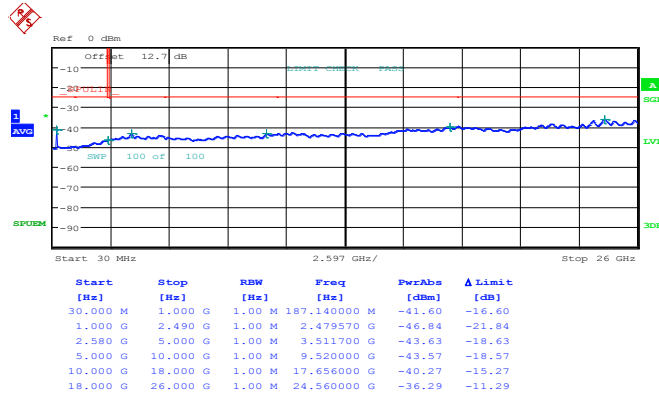


Date: 9.MAY.2014 17:41:43



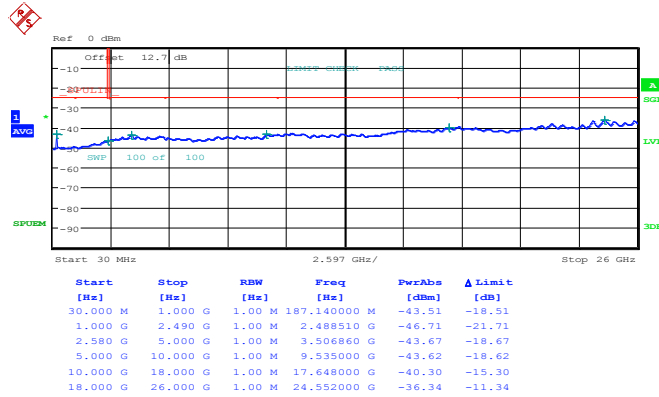
Band :	LTE Band 7	Channel :	CH20850 (Low)
Band Width :	20MHz		

QPSK (RB Size 1, RB Offset 0)



Date: 9.MAY.2014 17:47:01

16QAM (RB Size 1, RB Offset 0)

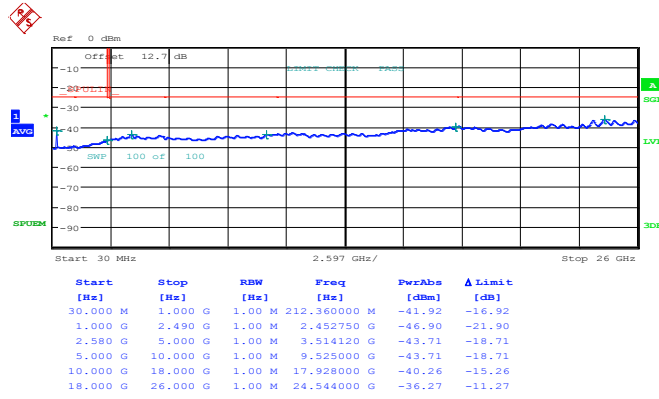


Date: 9.MAY.2014 17:48:04



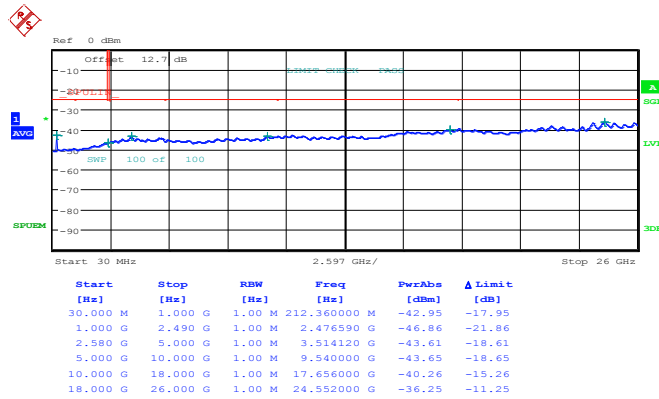
Band :	LTE Band 7	Channel :	CH21100 (Middle)
Band Width :	20MHz		

QPSK (RB Size 1, RB Offset 0)



Date: 9.MAY.2014 17:50:15

16QAM (RB Size 1, RB Offset 0)

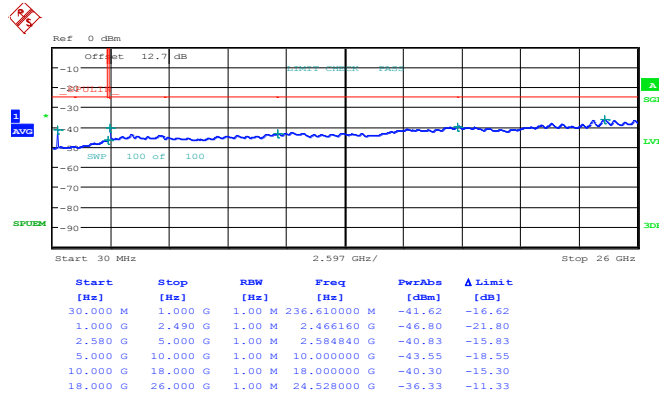


Date: 9.MAY.2014 17:51:18



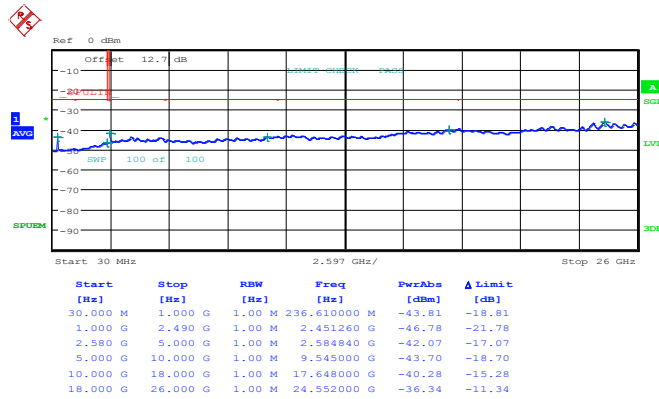
Band :	LTE Band 7	Channel :	CH21350 (High)
Band Width :	20MHz		

QPSK (RB Size 1, RB Offset 0)



Date: 9.MAY.2014 17:56:35

16QAM (RB Size 1, RB Offset 0)



Date: 9.MAY.2014 17:57:38

3.7 Radiated Spurious Emission Measurement

3.7.1 Description of Radiated Spurious Emission

The radiated spurious emission was measured by substitution method according to ANSI / TIA / EIA-603-C-2004. The power of any emission outside of the authorized operating frequency ranges must be attenuated below the transmitter power (P) by a factor of at least $43 + 10 \log (P)$ dB.

For Band 7

The power of any emission outside of the authorized operating frequency ranges must be attenuated below the transmitter power (P) by a factor of at least $55 + 10 \log (P)$ dB.

The spectrum is scanned from 30 MHz up to a frequency including its 10th harmonic.

3.7.2 Measuring Instruments

The measuring equipment is listed in the section 4 of this test report.

3.7.3 Test Procedures

1. The EUT was placed on a rotatable wooden table with 0.8 meter above ground.
2. The EUT was set 3 meters from the receiving antenna, which was mounted on the antenna tower.
3. The table was rotated 360 degrees to determine the position of the highest spurious emission.
4. The height of the receiving antenna is varied between one meter and four meters to search the maximum spurious emission for both horizontal and vertical polarizations.
5. Make the measurement with the spectrum analyzer's RBW = 1MHz, VBW = 3MHz, taking the record of maximum spurious emission.
6. A horn antenna was substituted in place of the EUT and was driven by a signal generator.
7. Tune the output power of signal generator to the same emission level with EUT maximum spurious emission.
8. Taking the record of output power at antenna port.
9. Repeat step 7 to step 8 for another polarization.
10. The RF fundamental frequency should be excluded against the limit line in the operating frequency band.

The limit line is derived from $43 + 10\log(P)$ dB below the transmitter power P(Watts)
= P(W)- [43 + 10log(P)] (dB)
= [30 + 10log(P)] (dBm) - [43 + 10log(P)] (dB)
= -13dBm.

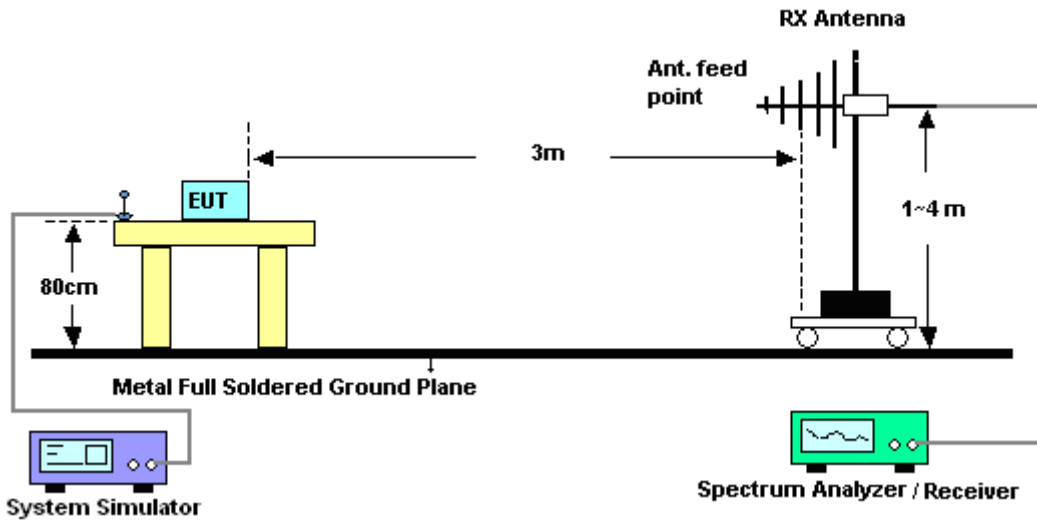
For Band 7

The limit line is derived from $55 + 10\log(P)$ dB below the transmitter power P(Watts)

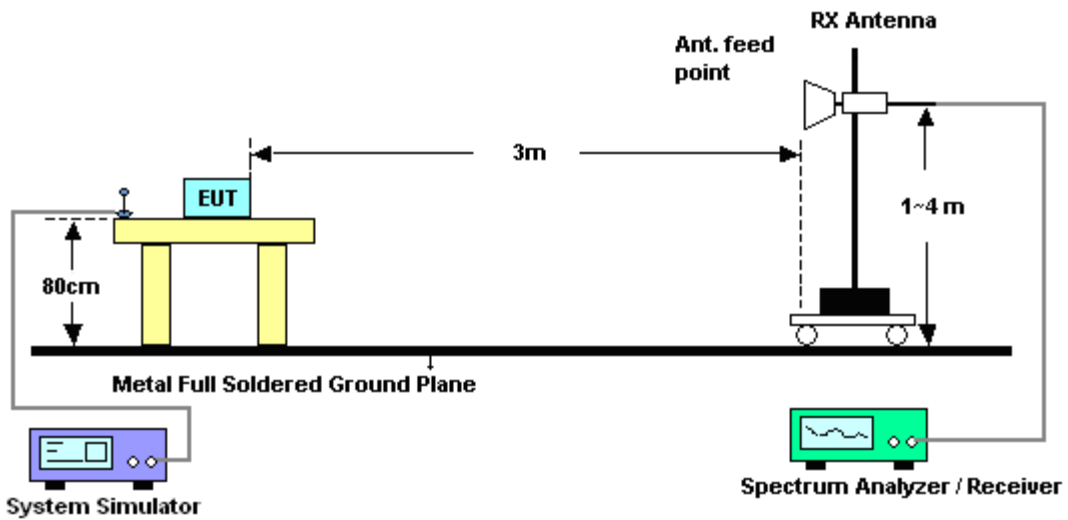
11. EIRP (dBm) = S.G. Power – Tx Cable Loss + Tx Antenna Gain
12. ERP (dBm) = EIRP - 2.15

3.7.4 Test Setup

For radiated emissions from 30MHz to 1GHz



For radiated emissions above 1GHz

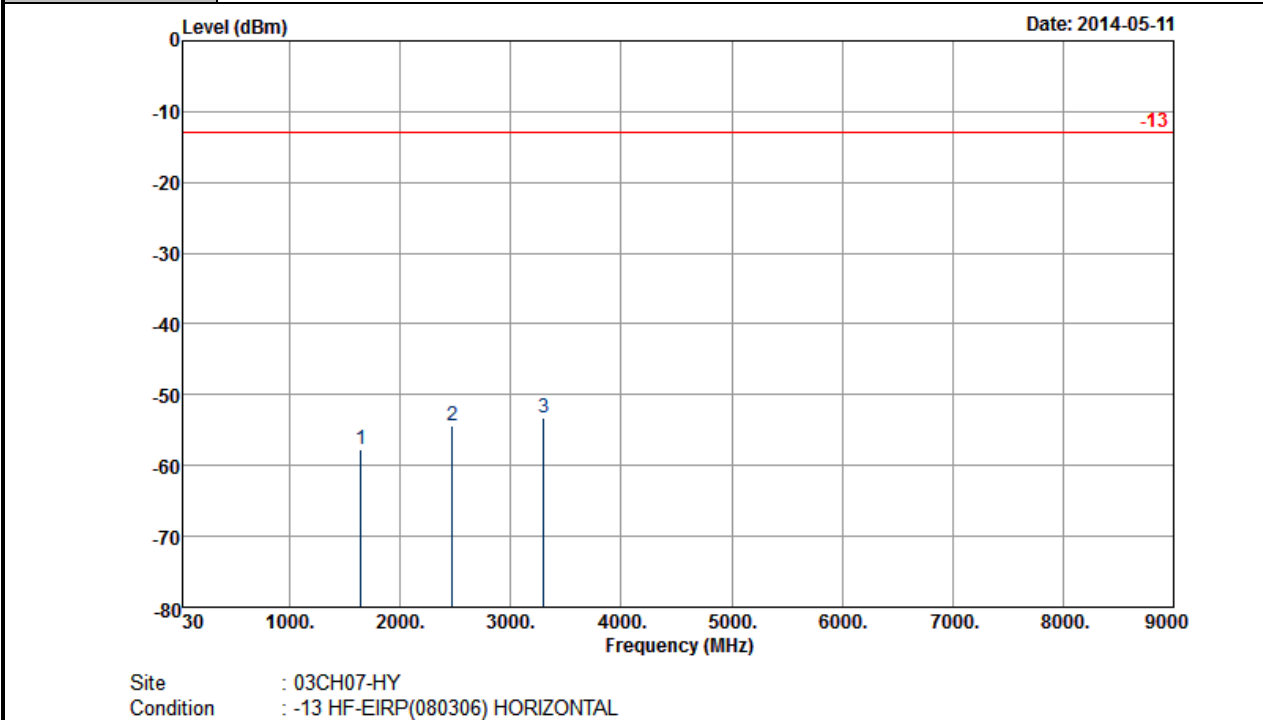




3.7.5 Test Result of Field Strength of Spurious Radiated

<Low Channel>

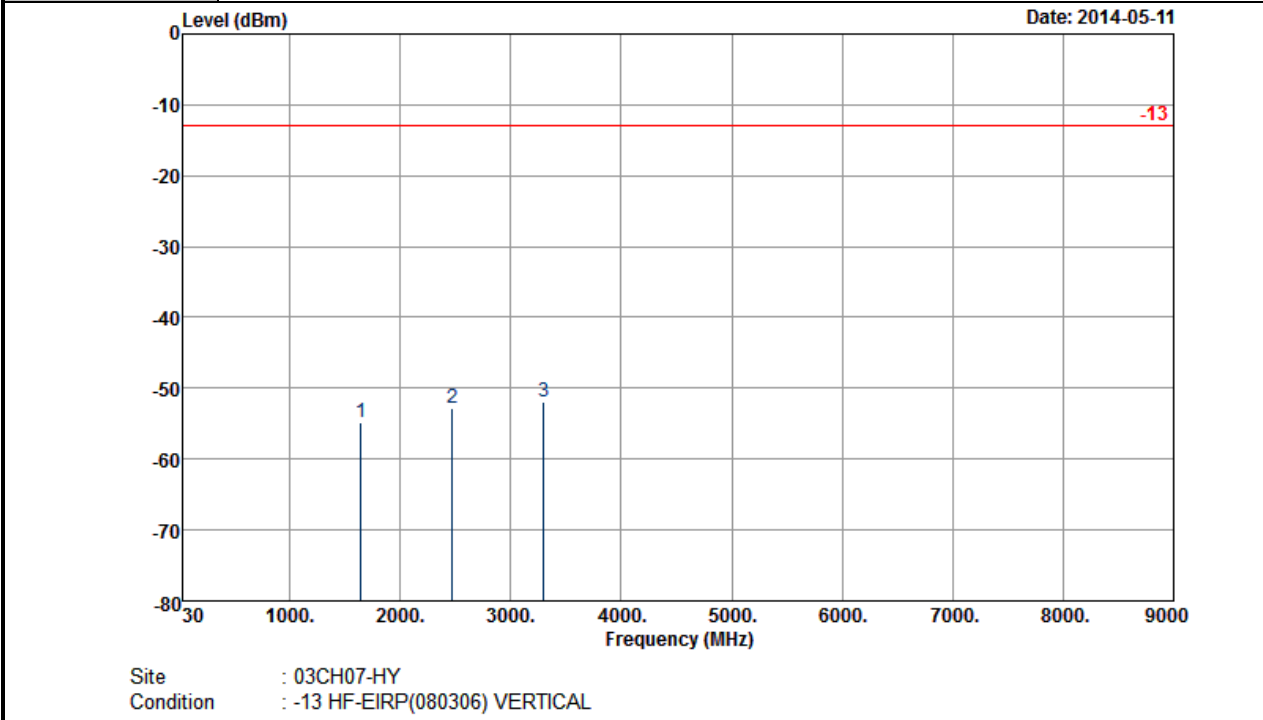
Band :	LTE Band 5	Temperature :	21~24°C
Test Mode :	1.4MHz QPSK RB Size 1 Offset 0	Relative Humidity :	44~48%
Test Engineer :	Stan Hsieh	Polarization :	Horizontal
Channel :	20407		
Remark :	Spurious emissions within 30-1000MHz were found more than 20dB below limit line.		



Frequency (MHz)	ERP (dBm)	Limit (dBm)	Over Limit (dB)	SPA Reading (dBm)	S.G. Power (dBm)	TX Cable loss (dB)	TX Antenna Gain (dBi)	Polarization (H/V)	Result
1648	-57.63	-13	-44.63	-66.41	-61.52	1.61	5.50	H	Pass
2472	-54.33	-13	-41.33	-67.52	-58.48	2.09	6.24	H	Pass
3296	-53.30	-13	-40.30	-67.29	-58.31	3.08	8.09	H	Pass



Band :	LTE Band 5	Temperature :	21~24°C
Test Mode :	1.4MHz QPSK RB Size 1 Offset 0	Relative Humidity :	44~48%
Test Engineer :	Stan Hsieh	Polarization :	Vertical
Channel :	20407		
Remark :	Spurious emissions within 30-1000MHz were found more than 20dB below limit line.		

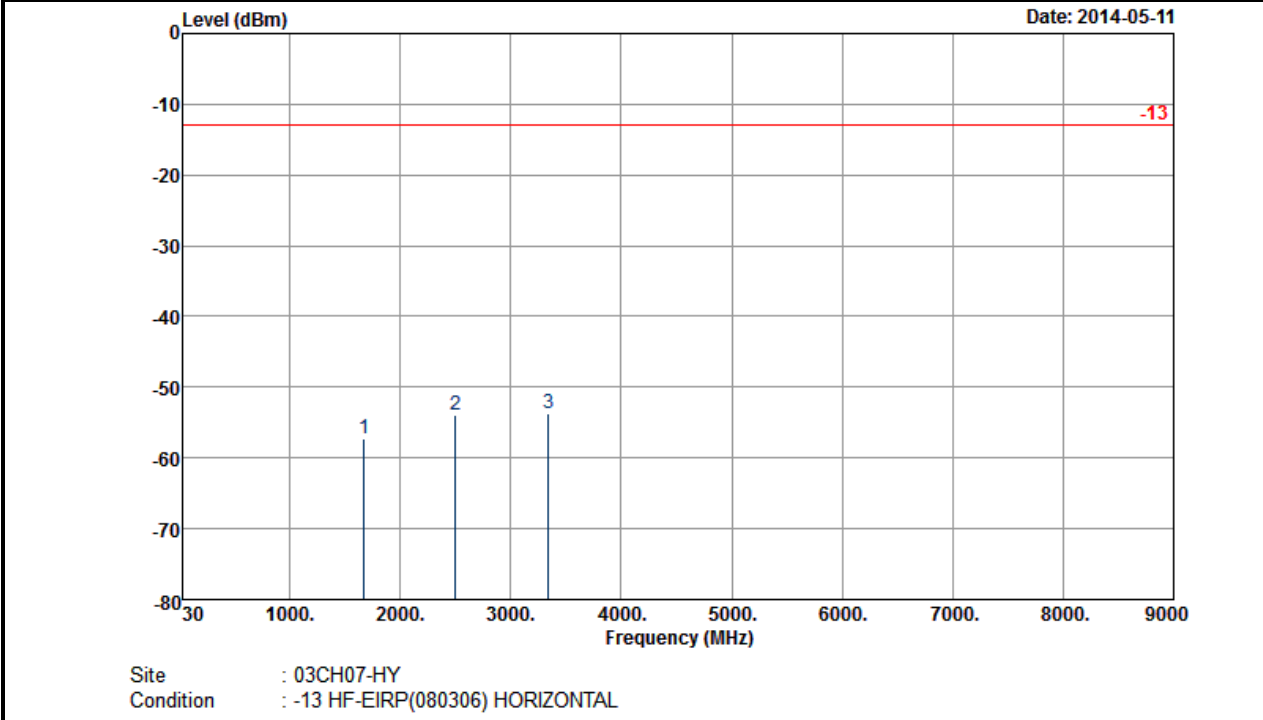


Frequency (MHz)	ERP (dBm)	Limit (dBm)	Over Limit (dB)	SPA Reading (dBm)	S.G. Power (dBm)	TX Cable loss (dB)	TX Antenna Gain (dBi)	Polarization (H/V)	Result
1648	-54.85	-13	-41.85	-65.83	-58.74	1.61	5.50	V	Pass
2472	-52.85	-13	-39.85	-66.42	-57	2.09	6.24	V	Pass
3296	-52.00	-13	-39.00	-67.54	-57.01	3.08	8.09	V	Pass



<Middle Channel>

Band :	LTE Band 5	Temperature :	21~24°C
Test Mode :	1.4MHz QPSK RB Size 1 Offset 0	Relative Humidity :	44~48%
Test Engineer :	Stan Hsieh	Polarization :	Horizontal
Channel :	20525		
Remark :	Spurious emissions within 30-1000MHz were found more than 20dB below limit line.		

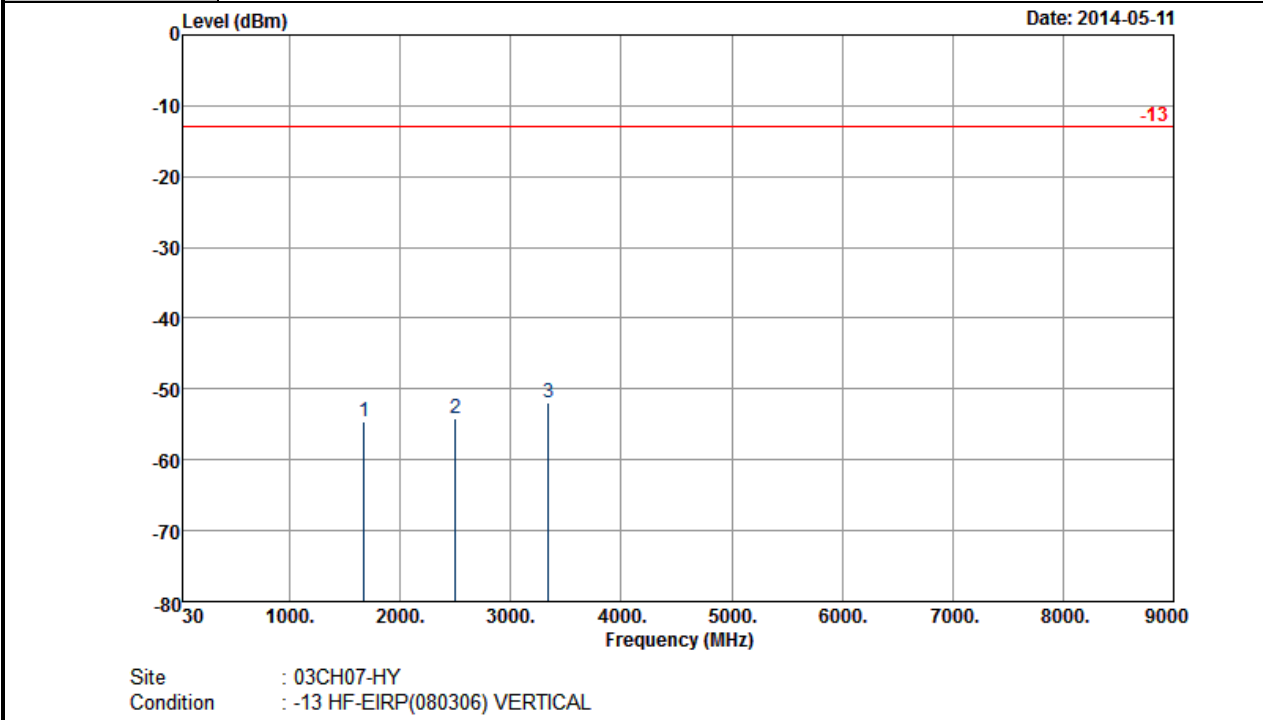


Site : 03CH07-HY
 Condition : -13 HF-EIRP(080306) HORIZONTAL

Frequency (MHz)	ERP (dBm)	Limit (dBm)	Over Limit (dB)	SPA Reading (dBm)	S.G. Power (dBm)	TX Cable loss (dB)	TX Antenna Gain (dBi)	Polarization (H/V)	Result
1672	-57.26	-13	-44.26	-66.2	-61.13	1.62	5.49	H	Pass
2504	-53.86	-13	-40.86	-67.09	-57.98	2.1	6.22	H	Pass
3344	-53.71	-13	-40.71	-67.71	-58.75	3.03	8.07	H	Pass



Band :	LTE Band 5	Temperature :	21~24°C
Test Mode :	1.4MHz QPSK RB Size 1 Offset 0	Relative Humidity :	44~48%
Test Engineer :	Stan Hsieh	Polarization :	Vertical
Channel :	20525		
Remark :	Spurious emissions within 30-1000MHz were found more than 20dB below limit line.		

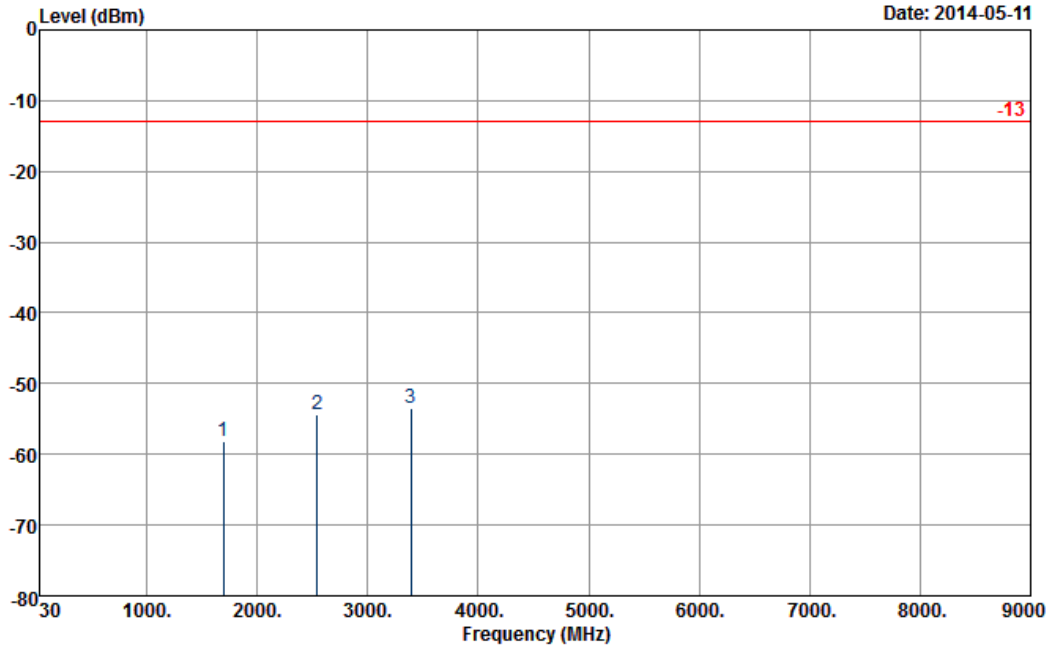


Frequency (MHz)	ERP (dBm)	Limit (dBm)	Over Limit (dB)	SPA Reading (dBm)	S.G. Power (dBm)	TX Cable loss (dB)	TX Antenna Gain (dBi)	Polarization (H/V)	Result
1672	-54.52	-13	-41.52	-65.72	-58.39	1.62	5.49	V	Pass
2504	-54.04	-13	-41.04	-67.68	-58.16	2.1	6.22	V	Pass
3344	-51.91	-13	-38.91	-67.49	-56.95	3.03	8.07	V	Pass



<High Channel>

Band :	LTE Band 5	Temperature :	21~24°C
Test Mode :	1.4MHz QPSK RB Size 1 Offset 0	Relative Humidity :	44~48%
Test Engineer :	Stan Hsieh	Polarization :	Horizontal
Channel :	20643		
Remark :	Spurious emissions within 30-1000MHz were found more than 20dB below limit line.		

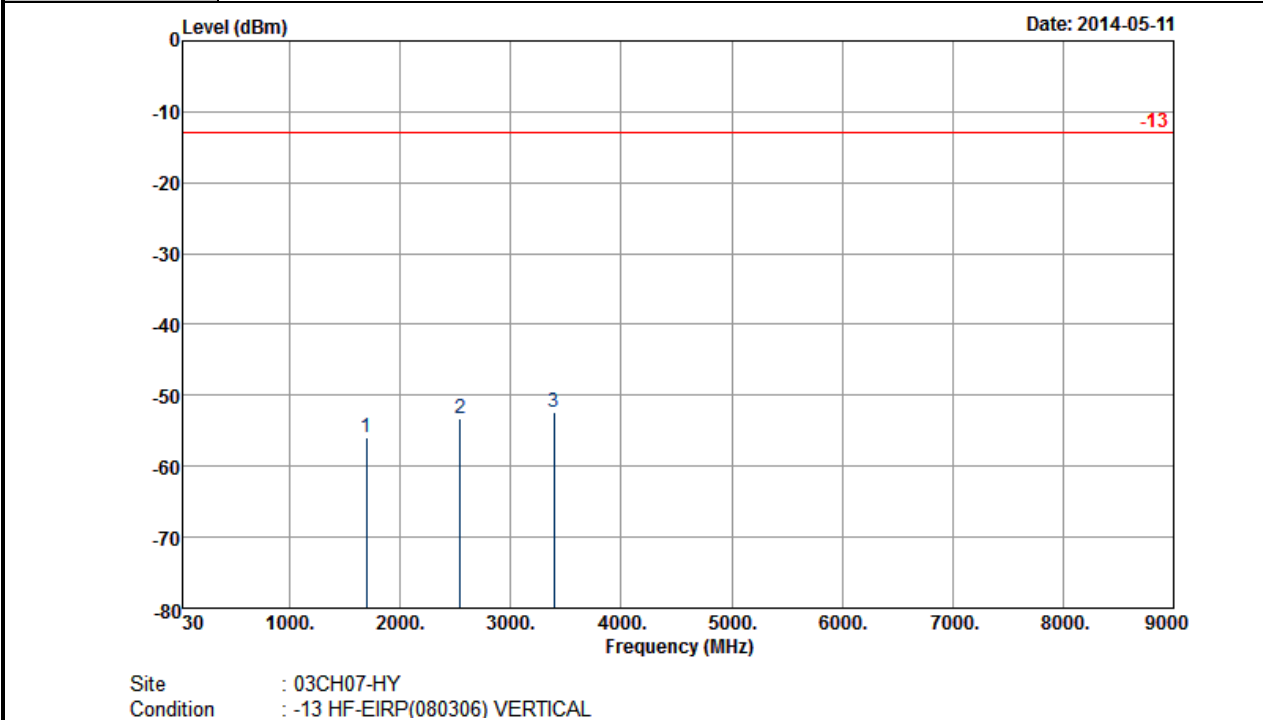


Site : 03CH07-HY
 Condition : -13 HF-EIRP(080306) HORIZONTAL

Frequency (MHz)	ERP (dBm)	Limit (dBm)	Over Limit (dB)	SPA Reading (dBm)	S.G. Power (dBm)	TX Cable loss (dB)	TX Antenna Gain (dBi)	Polarization (H/V)	Result
1696	-58.11	-13	-45.11	-67.02	-62	1.58	5.47	H	Pass
2544	-54.33	-13	-41.33	-67.53	-58.61	2.03	6.31	H	Pass
3392	-53.55	-13	-40.55	-67.7	-59.47	2.31	8.23	H	Pass



Band :	LTE Band 5	Temperature :	21~24°C
Test Mode :	1.4MHz QPSK RB Size 1 Offset 0	Relative Humidity :	44~48%
Test Engineer :	Stan Hsieh	Polarization :	Vertical
Channel :	20643		
Remark :	Spurious emissions within 30-1000MHz were found more than 20dB below limit line.		

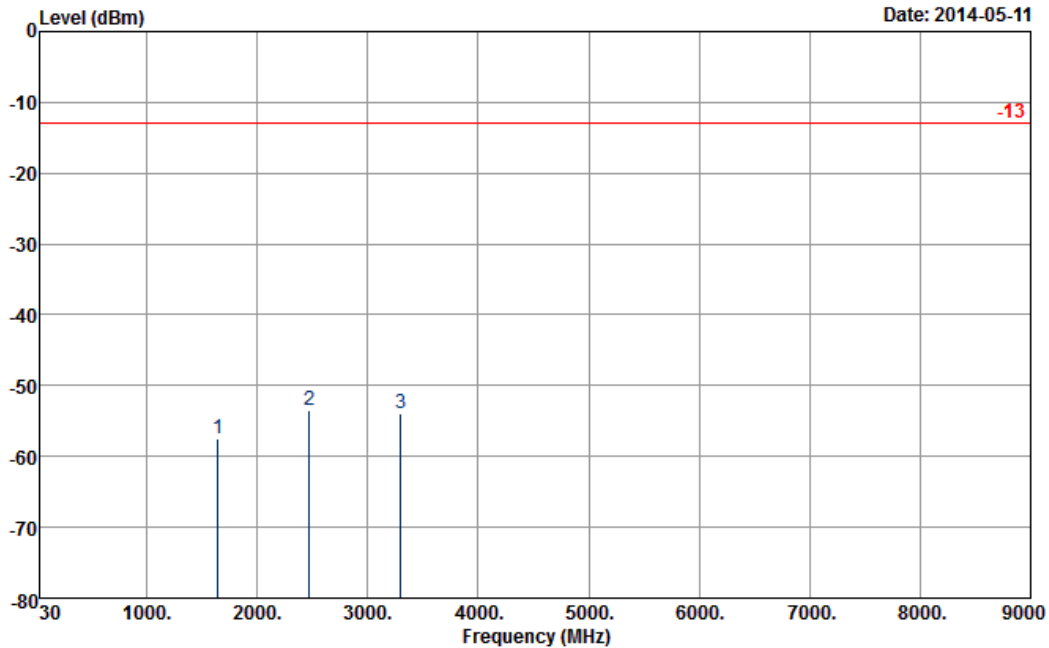


Frequency (MHz)	ERP (dBm)	Limit (dBm)	Over Limit (dB)	SPA Reading (dBm)	S.G. Power (dBm)	TX Cable loss (dB)	TX Antenna Gain (dBi)	Polarization (H/V)	Result
1696	-55.98	-13	-42.98	-67.21	-59.87	1.58	5.47	V	Pass
2544	-53.20	-13	-40.20	-67.06	-57.48	2.03	6.31	V	Pass
3392	-52.34	-13	-39.34	-67.83	-58.26	2.31	8.23	V	Pass



<Low Channel>

Band :	LTE Band 5	Temperature :	21~24°C
Test Mode :	3MHz QPSK RB Size 1 Offset 0	Relative Humidity :	44~48%
Test Engineer :	Stan Hsieh	Polarization :	Horizontal
Channel :	20415		
Remark :	Spurious emissions within 30-1000MHz were found more than 20dB below limit line.		

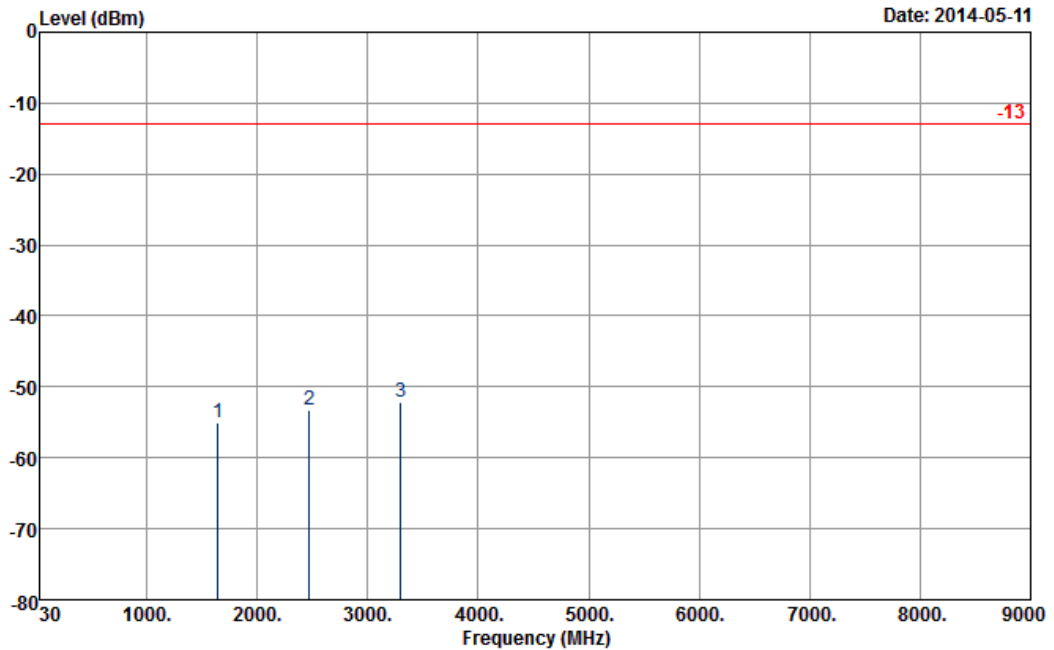


Site : 03CH07-HY
 Condition : -13 HF-EIRP(080306) HORIZONTAL

Frequency (MHz)	ERP (dBm)	Limit (dBm)	Over Limit (dB)	SPA Reading (dBm)	S.G. Power (dBm)	TX Cable loss (dB)	TX Antenna Gain (dBi)	Polarization (H/V)	Result
1648	-57.59	-13	-44.59	-66.32	-61.48	1.6	5.49	H	Pass
2472	-53.57	-13	-40.57	-66.72	-57.75	2.08	6.26	H	Pass
3296	-53.85	-13	-40.85	-67.87	-58.87	3.09	8.11	H	Pass



Band :	LTE Band 5	Temperature :	21~24°C
Test Mode :	3MHz QPSK RB Size 1 Offset 0	Relative Humidity :	44~48%
Test Engineer :	Stan Hsieh	Polarization :	Vertical
Channel :	20415		
Remark :	Spurious emissions within 30-1000MHz were found more than 20dB below limit line.		



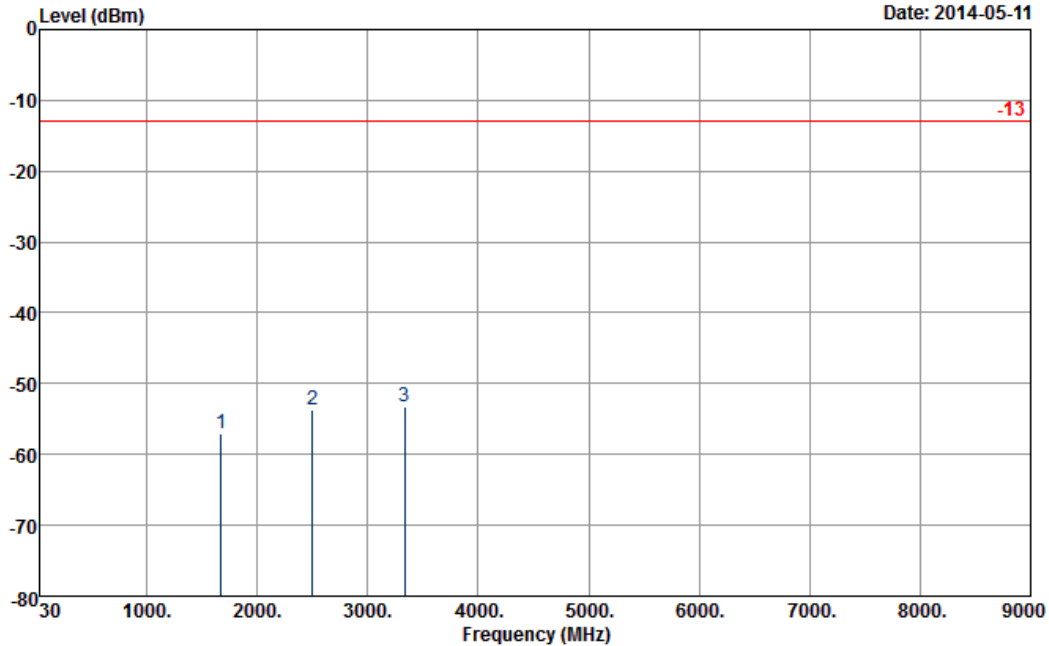
Site : 03CH07-HY
 Condition : -13 HF-EIRP(080306) VERTICAL

Frequency (MHz)	ERP (dBm)	Limit (dBm)	Over Limit (dB)	SPA Reading (dBm)	S.G. Power (dBm)	TX Cable loss (dB)	TX Antenna Gain (dBi)	Polarization (H/V)	Result
1648	-55.03	-13	-42.03	-66.11	-58.92	1.6	5.49	V	Pass
2472	-53.37	-13	-40.37	-67	-57.55	2.08	6.26	V	Pass
3296	-52.11	-13	-39.11	-67.65	-57.13	3.09	8.11	V	Pass



<Middle Channel>

Band :	LTE Band 5	Temperature :	21~24°C
Test Mode :	3MHz QPSK RB Size 1 Offset 0	Relative Humidity :	44~48%
Test Engineer :	Stan Hsieh	Polarization :	Horizontal
Channel :	20525		
Remark :	Spurious emissions within 30-1000MHz were found more than 20dB below limit line.		

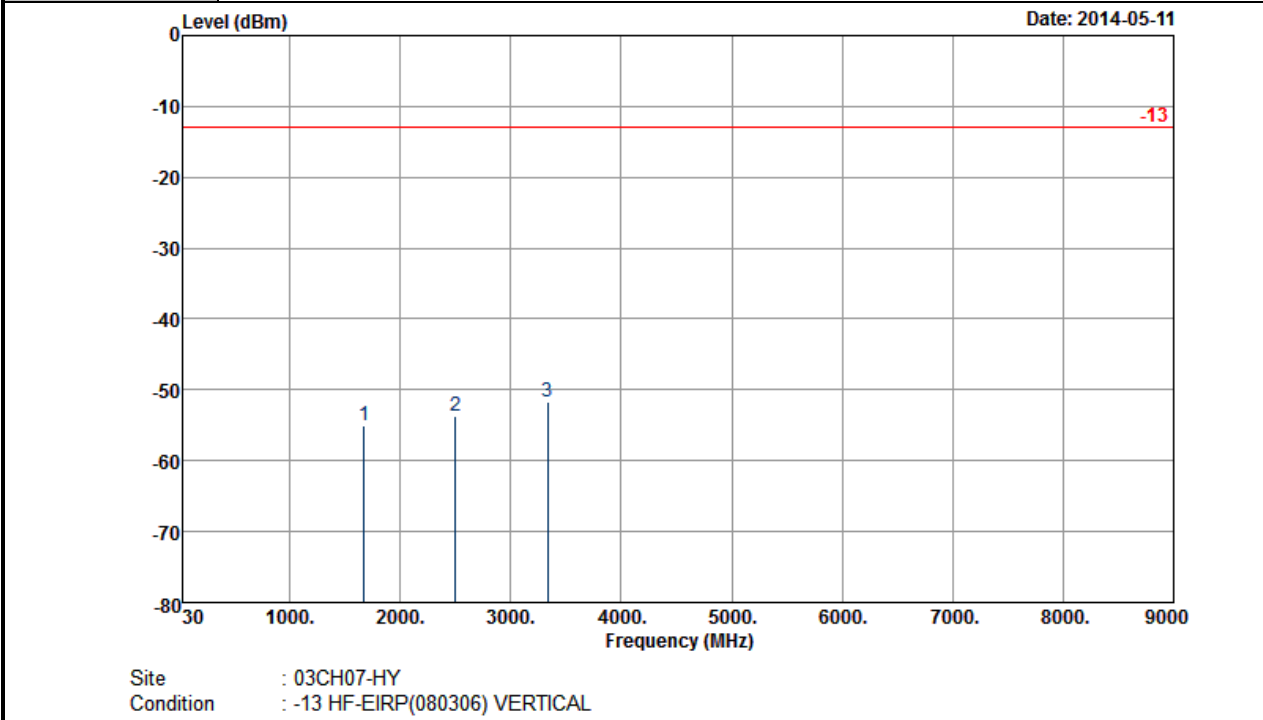


Site : 03CH07-HY
 Condition : -13 HF-EIRP(080306) HORIZONTAL

Frequency (MHz)	ERP (dBm)	Limit (dBm)	Over Limit (dB)	SPA Reading (dBm)	S.G. Power (dBm)	TX Cable loss (dB)	TX Antenna Gain (dBi)	Polarization (H/V)	Result
1672	-57.07	-13	-44.07	-65.92	-60.94	1.62	5.49	H	Pass
2504	-53.76	-13	-40.76	-67.07	-57.88	2.1	6.22	H	Pass
3336	-53.28	-13	-40.28	-67.32	-58.32	3.03	8.07	H	Pass



Band :	LTE Band 5	Temperature :	21~24°C
Test Mode :	3MHz QPSK RB Size 1 Offset 0	Relative Humidity :	44~48%
Test Engineer :	Stan Hsieh	Polarization :	Vertical
Channel :	20525		
Remark :	Spurious emissions within 30-1000MHz were found more than 20dB below limit line.		

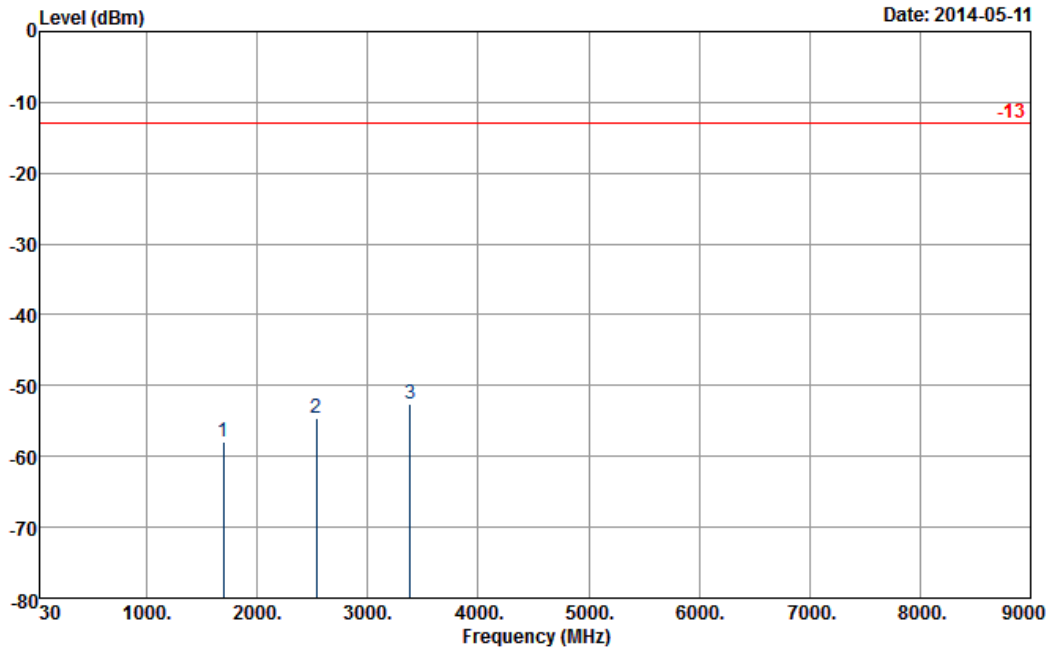


Frequency (MHz)	ERP (dBm)	Limit (dBm)	Over Limit (dB)	SPA Reading (dBm)	S.G. Power (dBm)	TX Cable loss (dB)	TX Antenna Gain (dBi)	Polarization (H/V)	Result
1672	-55.12	-13	-42.12	-66.59	-58.99	1.62	5.49	V	Pass
2504	-53.60	-13	-40.60	-67.3	-57.72	2.1	6.22	V	Pass
3336	-51.73	-13	-38.73	-67.37	-56.77	3.03	8.07	V	Pass



<High Channel>

Band :	LTE Band 5	Temperature :	21~24°C
Test Mode :	3MHz QPSK RB Size 1 Offset 0	Relative Humidity :	44~48%
Test Engineer :	Stan Hsieh	Polarization :	Horizontal
Channel :	20635		
Remark :	Spurious emissions within 30-1000MHz were found more than 20dB below limit line.		

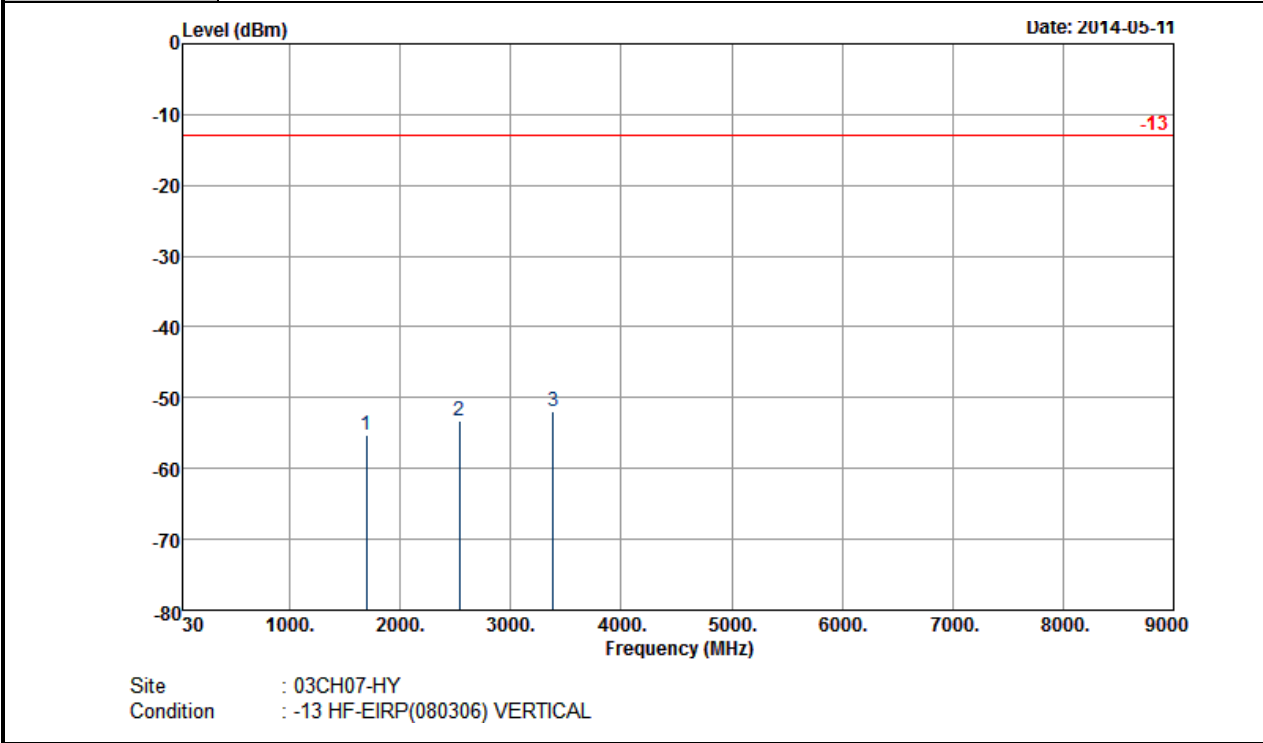


Site : 03CH07-HY
 Condition : -13 HF-EIRP(080306) HORIZONTAL

Frequency (MHz)	ERP (dBm)	Limit (dBm)	Over Limit (dB)	SPA Reading (dBm)	S.G. Power (dBm)	TX Cable loss (dB)	TX Antenna Gain (dBi)	Polarization (H/V)	Result
1696	-57.85	-13	-44.85	-66.72	-61.74	1.56	5.45	H	Pass
2536	-54.62	-13	-41.62	-67.71	-58.88	2.02	6.28	H	Pass
3384	-52.55	-13	-39.55	-66.72	-58.45	2.29	8.19	H	Pass



Band :	LTE Band 5	Temperature :	21~24°C
Test Mode :	3MHz QPSK RB Size 1 Offset 0	Relative Humidity :	44~48%
Test Engineer :	Stan Hsieh	Polarization :	Vertical
Channel :	20635		
Remark :	Spurious emissions within 30-1000MHz were found more than 20dB below limit line.		

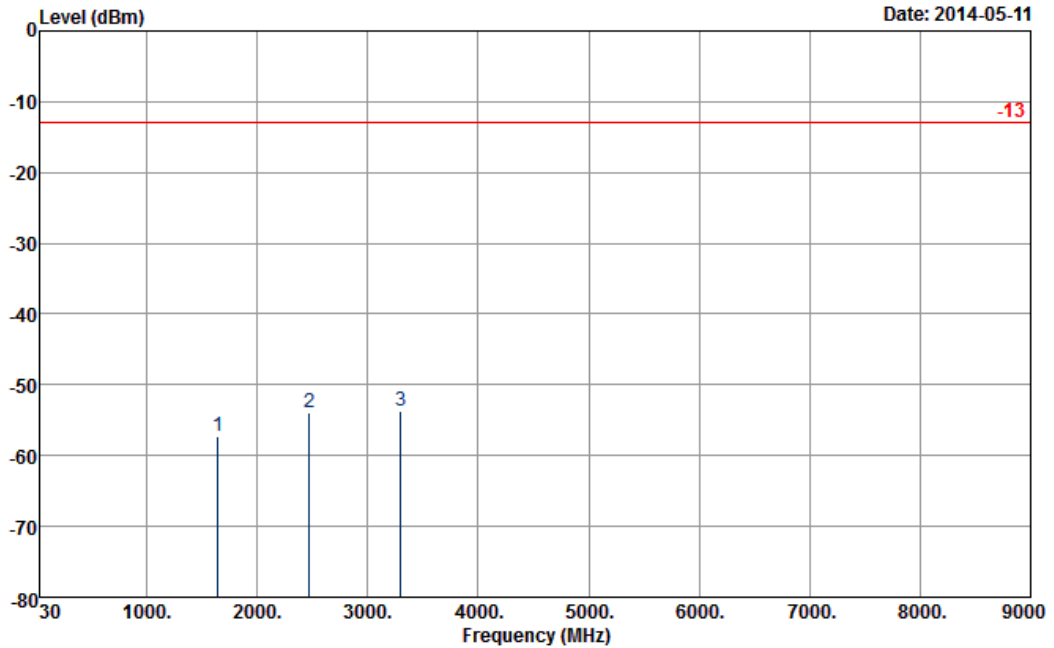


Frequency (MHz)	ERP (dBm)	Limit (dBm)	Over Limit (dB)	SPA Reading (dBm)	S.G. Power (dBm)	TX Cable loss (dB)	TX Antenna Gain (dBi)	Polarization (H/V)	Result
1696	-55.22	-13	-42.22	-66.51	-59.11	1.56	5.45	V	Pass
2536	-53.36	-13	-40.36	-67.14	-57.62	2.02	6.28	V	Pass
3384	-51.97	-13	-38.97	-67.53	-57.87	2.29	8.19	V	Pass



<Low Channel>

Band :	LTE Band 5	Temperature :	21~24°C
Test Mode :	5MHz QPSK RB Size 1 Offset 0	Relative Humidity :	44~48%
Test Engineer :	Stan Hsieh	Polarization :	Horizontal
Channel :	20425		
Remark :	Spurious emissions within 30-1000MHz were found more than 20dB below limit line.		

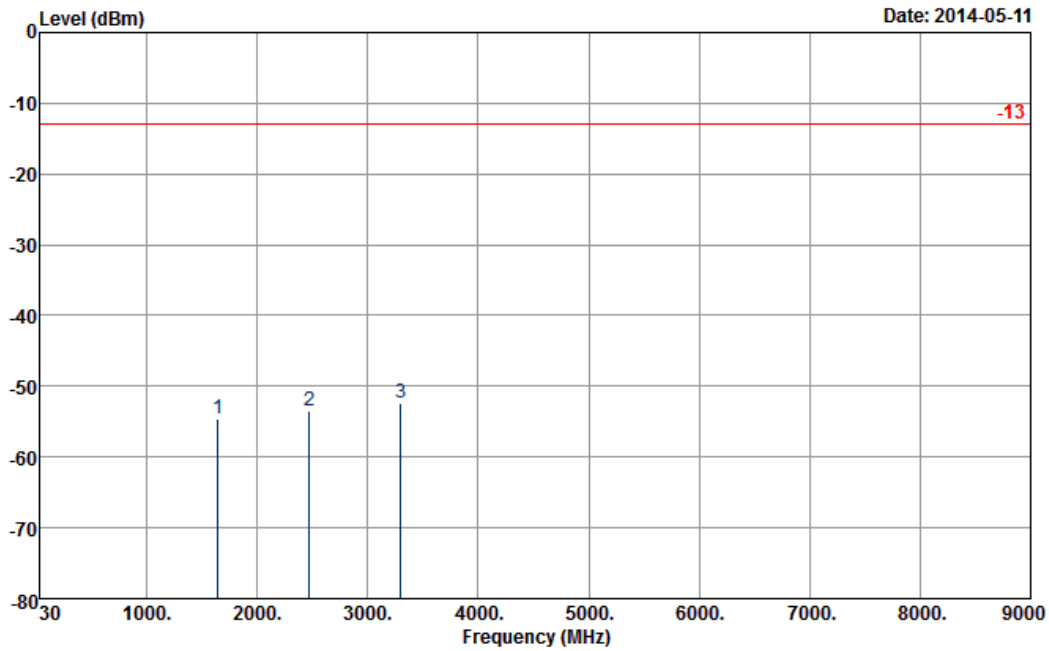


Site : 03CH07-HY
 Condition : -13 HF-EIRP(080306) HORIZONTAL

Frequency (MHz)	ERP (dBm)	Limit (dBm)	Over Limit (dB)	SPA Reading (dBm)	S.G. Power (dBm)	TX Cable loss (dB)	TX Antenna Gain (dBi)	Polarization (H/V)	Result
1648	-57.38	-13	-44.38	-66.19	-61.28	1.61	5.51	H	Pass
2472	-53.84	-13	-40.84	-67.03	-58	2.1	6.26	H	Pass
3296	-53.64	-13	-40.64	-67.79	-58.64	3.12	8.12	H	Pass



Band :	LTE Band 5	Temperature :	21~24°C
Test Mode :	5MHz QPSK RB Size 1 Offset 0	Relative Humidity :	44~48%
Test Engineer :	Stan Hsieh	Polarization :	Vertical
Channel :	20425		
Remark :	Spurious emissions within 30-1000MHz were found more than 20dB below limit line.		



Site : 03CH07-HY
 Condition : -13 HF-EIRP(080306) VERTICAL

Frequency (MHz)	ERP (dBm)	Limit (dBm)	Over Limit (dB)	SPA Reading (dBm)	S.G. Power (dBm)	TX Cable loss (dB)	TX Antenna Gain (dBi)	Polarization (H/V)	Result
1648	-54.55	-13	-41.55	-65.55	-58.45	1.61	5.51	V	Pass
2472	-53.50	-13	-40.50	-67.06	-57.66	2.1	6.26	V	Pass
3296	-52.37	-13	-39.37	-68.07	-57.37	3.12	8.12	V	Pass