



## Pictures of Test Setup for HAC Testing IHDT56PF3



Figure 1. Phone Front and Back






Figure 2. Phone Front - Orientation and Measurement Plane for RF Emissions Testing



**Figure 3. Positioning and Measurement for RF Emissions**



**Figure 4. Positioning and Measurement for ABM (Telecoil) Emissions**

Perpendicular at ( 0, 0 )

Transverse at ( -7.2, -8.0 )



Figure 5. Location of point measurements for ABM (Telecoil) Emissions