



## **Portable Cellular Phone SAR Test Report**

### **Photographs of the Device Under Test**



Figure 1: Phone Front and Back

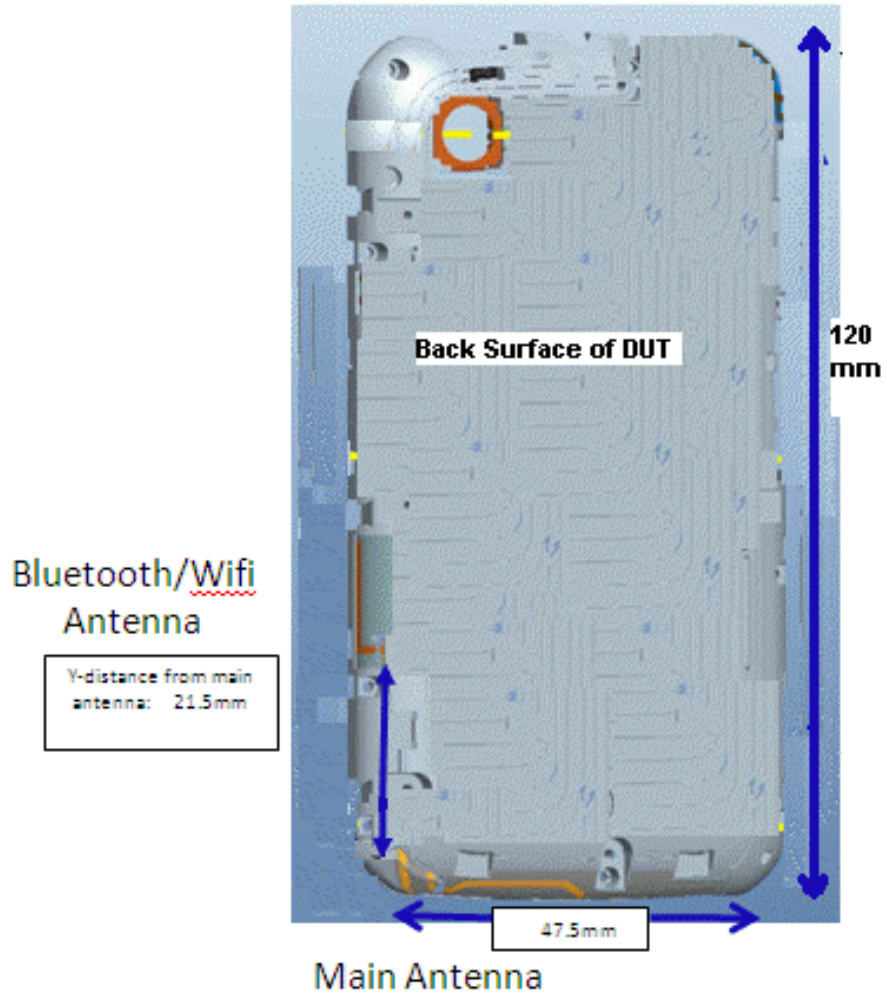


Figure 2: Antenna Separation Distances




Figure 3: Cheek Position, Front of Head of Phantom



Figure 4: Cheek Position, Top of Head of Phantom




Figure 5: Push-to-Talk




Figure 6: Body Position (25 mm separation)



Figure 7: Mobile Hotspot Position, Back of Phone facing Phantom (10 mm separation)




Figure 8: Mobile Hotspot Position, Long Edge (Right / Left) of Phone facing Phantom (10 mm separation)



Figure 9: Mobile Hotspot Position, Short Edge (Top/Bottom) of Phone facing Phantom (10 mm separation)