



MOTOROLA



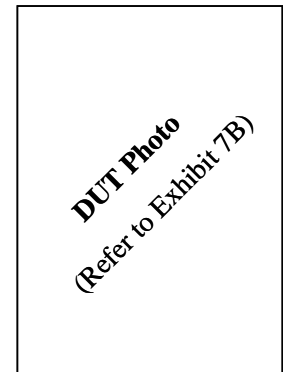
TESTING CERT # 2518.01

**FCC ID: AZ489FT7036
DECLARATION OF COMPLIANCE SAR ASSESSMENT Part 2 of 2**

Government & Public Safety
EME Test Laboratory
8000 West Sunrise Blvd
Fort Lauderdale, FL. 33322

Date of Report: 2/11/09
Report Revision: 0
Report ID: i465 SAR rpt SR7064_090211

Responsible Engineer: Michael Sailsman (Senior Staff EME Eng.)
Report Author: Michael Sailsman (Senior Staff EME Eng.)
Date/s Tested: 1/20/09-1/30/09
Manufacturer/Location: Motorola, Plantation
Sector/Group/Div.: Mobile Devices
Date submitted for test: 1/09/09
DUT Description: TDMA: 236:310 WiDEN (76.1%), 81:120, 2:6, 1:12, and 1:6; 64QAM, 16QAM, and QPSK Modulations; 0.6 W Pulse Avg; MOTotalk: 114:120 8FSK; 0.85 W nominal (GPS and Bluetooth Capable).
Test TX mode(s): iDEN: 1:6, 1:3; WiDEN: 236:310; MOTotalk: 114:120; BT: CW
Max. Power output: 0.640 W pulsed average(iDEN/Widen); 0.891 W(MotoTalk); 2.5 mW(BT)
Nominal Power: 0.600 W pulsed average(iDEN/Widen); 0.850 W(MotoTalk); 1.0 mW(BT)
Tx Frequency Bands: 806-825, 896-902 MHz (iDEN/WiDEN); 902-928 MHz (MOTOtalk); 2.402-2.480 GHz (Bluetooth)
Signaling type: TDM - iDEN/WiDEN: QPSK, M16-QAM, M64-QAM, MotoTalk: 8FSK; BT: FHSS
Model(s) Tested: H98XAH6JR7AN
Model(s) Certified: H98XAH6JR7AN
Serial Number(s): 364VJYJS2P, 364VJYJS38
Classification: General Population/Uncontrolled
Rule Part(s): 15 & 90



Approved Accessories:

Antenna(s):
85009105001-Internal (806-825 MHz, ¼ wave, -1.5dBi gain; 896-902 MHz, 1/4 , 1.0dBi; 902-928 MHz, ¼ wave, 1.0dBi), 85009104001- Internal (2402-2481 MHz, ¼ wave, 2.2dBi)

Battery(ies):
SNN5792A/NTN2517xxxA (BK70 Standard Li Ion/standard battery door), SNN5793A/NTN2518xxxA (BK10 Extended Li Ion/Extended battery door)

Body worn accessory(ies):
NNTN7627A (i465 swivel carry holster)

Audio/Data cable accessory(ies):
NNTN5330B (PTT Headset, earbud), NNTN5211B (2-wire Surveillance Headset), NNTN6312A (3-wire Surveillance Headset), SKN6238A (Micro USB Data Cable)

Max. Calc. : 1-g Avg. SAR: 1.41 W/kg (Body); 10-g Avg. SAR: 1.03 W/kg (Body)
Max. Calc. : 1-g Avg. SAR: 1.17W/kg (Head); 10-g Avg. SAR: 0.86 W/kg (Head)
Max. Calc. : 1-g Avg. SAR: 0.76W/kg (Face); 10-g Avg. SAR: 0.55 W/kg (Face)

The test results clearly demonstrate compliance with FCC General Population/Uncontrolled RF Exposure limits of 1.6W/kg per the requirements of 47 CFR 2.1093(d). The test results clearly demonstrate compliance with ICNIRP (1998) Guidelines for limiting exposure in time-varying electric, magnetic, and electromagnetic fields (up to 300GHz), Health Physics 74, 494-522 RF Exposure limits of 2W/kg averaged over 10grams of contiguous tissue.

Based on the information and the testing results provided herein, the undersigned certifies that when used as stated in the operating instructions supplied, said product complies with the national and international reference standards and guidelines listed in section 2.0 of this report. This report shall not be reproduced without written approval from an officially designated representative of the Motorola EME Laboratory.

I attest to the accuracy of the data and assume full responsibility for the completeness of these measurements. This reporting format is consistent with the suggested guidelines of the TIA TSB-150 December 2004. The results and statements contained in this report pertain only to the device(s) evaluated.

Signature on file
**Deanna Zakharia G&PS EME Lab Senior Resource Manager,
Laboratory Director**

Approval Date: 2/11/09

Certification Date: 2/11/09

Certification No.: L1090201P

Appendix E
DUT Scans (Shortened Scans and Highest SAR configurations)

Shortened Scan Result

Motorola Government & Public Safety EME Laboratory
Date/Time: 1/23/2009 9:49:43 PM

Robot# / Run#: DASY4-FL-1 / CM-Ab-090123-09
Phantom# / Tissue Temp.: OVAL1016 / 21.2 (C)
DUT Model# / Serial#: H98XAH6JR7AN / 364VJYJS2P
Antenna / TX Freq.: Internal / 806.0125 (MHz)
Battery: SNN5792A w/ NTN2517XXXXA
Carry Acc. / Cable Acc.: NNTN7627A / None
Start Power: 0.640 (W)

Comments: DUT Top towards right side of phantom, Short scan.

Probe: ET3DV6R - SN1545, Calibrated: 7/21/2008, ConvF(5.58, 5.58, 5.58)
Electronics: DAE3 Sn363, Calibrated: 4/22/2008

Duty Cycle: 1:1.33, Medium parameters used: $f = 815.5$ MHz; $\sigma = 0.99$ mho/m; $\epsilon_r = 53.5$; $\rho = 1000$ kg/m³

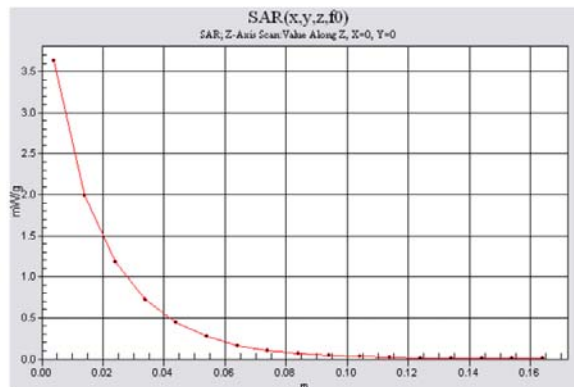
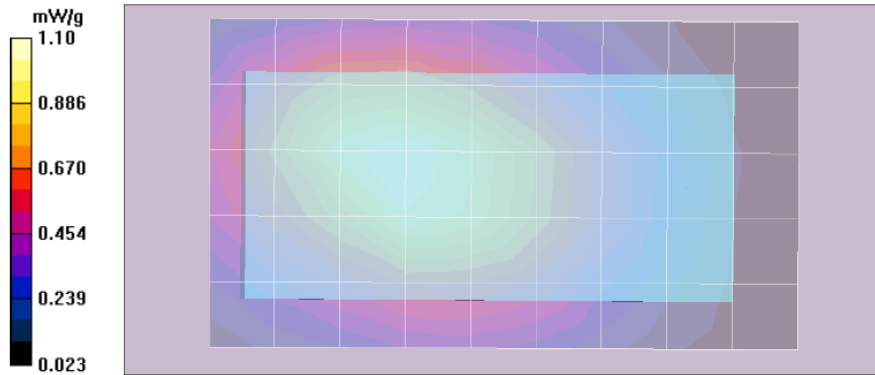
Ab Scan/5x5x7 Zoom Scan (5x5x7)/Cube 0: Measurement grid: dx=7.5mm, dy=7.5mm, dz=5mm
Reference Value = 38.8 V/m; Power Drift = -0.270 dB
Peak SAR (extrapolated) = 1.69 W/kg
SAR(1 g) = 1.31 mW/g; SAR(10 g) = 0.954 mW/g
Maximum value of SAR (measured) = 1.39 mW/g

Ab Scan/Area Scan (51x91x1): Measurement grid: dx=15mm, dy=15mm
Reference Value = 38.1 V/m; Power Drift = -1.32 dB
Motorola Fast SAR: SAR(1 g) = 1.06 mW/g; SAR(10 g) = 0.747 mW/g
Maximum value of SAR (interpolated) = 1.13 mW/g

Ab Scan/Z-Axis Scan (1x1x17): Measurement grid: dx=20mm, dy=20mm, dz=10mm
Maximum value of SAR (measured) = 0.911 mW/g

**Shortened scan reflect highest SAR producing configuration; Run time 6 minutes.
Representative zoom scan run time was 15 minutes**

**“Shortened” scan max calculated SAR using SAR drift: 1-g Avg. = 1.41 mW/g; 10-g Avg. = 1.03 mW/g
Zoom scan max calculated SAR using SAR drift: 1-g Avg. = 1.30 mW/g; 10-g Avg. = 0.96 mW/g
(see part 1 of 2 section 9.0 run # CM-Ab-090123-08)**



Highest SAR Configurations Results

Motorola Government & Public Safety EME Laboratory

Date/Time: 1/23/2009 8:52:51 PM

Robot# / Run#: DASY4-FL-1 / CM-Ab-090123-08
 Phantom# / Tissue Temp.: OVAL1016 / 21.3 (C)
 DUT Model# / Serial#: H98XAH6JR7AN / 364VJYJS2P
 Antenna / TX Freq.: Internal / 806.0125 (MHz)
 Battery: SNN5792A w/ NTN2517XXXXA
 Carry Acc. / Cable Acc.: NNTN7627A / None
 Start Power: 0.637 (W)

Comments: DUT Top towards right side of phantom, Full scan.

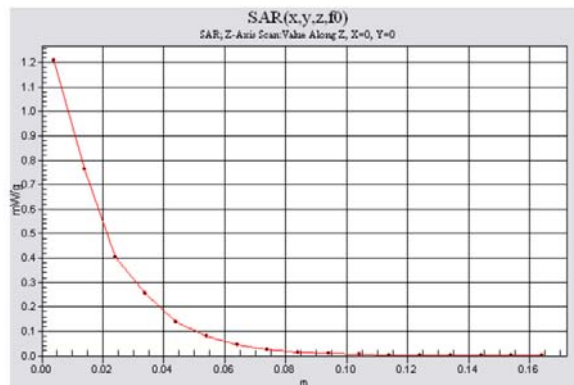
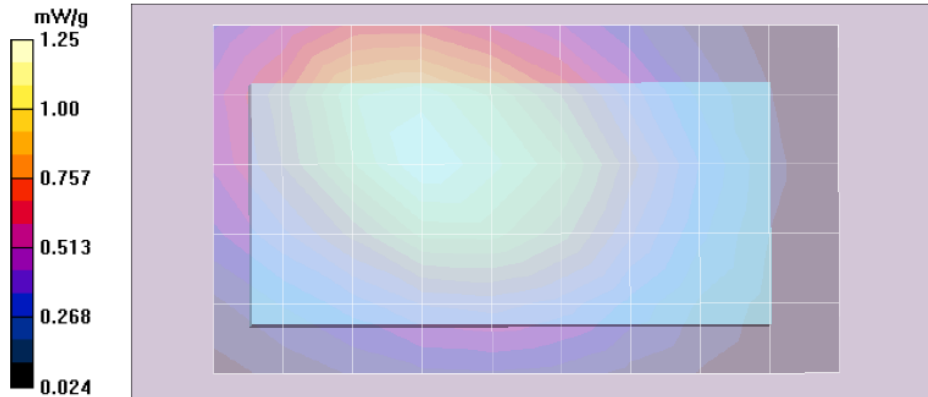
Probe: ET3DV6R - SN1545, Calibrated: 7/21/2008, ConvF(5.58, 5.58, 5.58)
 Electronics: DAE3 Sn363, Calibrated: 4/22/2008

Duty Cycle: 1:1.33, Medium parameters used: $f = 815.5$ MHz; $\sigma = 0.99$ mho/m; $\epsilon_r = 53.5$; $\rho = 1000$ kg/m³

Ab Scan/5x5x7 Zoom Scan (5x5x7)/Cube 0: Measurement grid: dx=7.5mm, dy=7.5mm, dz=5mm
 Reference Value = 36.2 V/m; Power Drift = -0.365 dB
 Peak SAR (extrapolated) = 1.43 W/kg
SAR(1 g) = 1.17 mW/g; SAR(10 g) = 0.867 mW/g
 Maximum value of SAR (measured) = 1.25 mW/g

Ab Scan/Area Scan (51x91x1): Measurement grid: dx=15mm, dy=15mm
 Reference Value = 36.2 V/m; Power Drift = -0.365 dB
Motorola Fast SAR: SAR(1 g) = 1.19 mW/g; SAR(10 g) = 0.837 mW/g
 Maximum value of SAR (interpolated) = 1.26 mW/g

Ab Scan/Z-Axis Scan (1x1x17): Measurement grid: dx=20mm, dy=20mm, dz=10mm
 Maximum value of SAR (measured) = 1.21 mW/g



Motorola Government & Public Safety EME Laboratory

Date/Time: 1/28/2009 8:06:09 PM

Robot# / Run#: DASY4-FL-1 / MeC-Rear-090128-02
Phantom# / Tissue Temp.: SAMTP1022 / 21.0 (C)
DUT Model# / Serial#: H98XAH6JR7AN / 364VJYJS2P
Antenna / TX Freq.: Internal / 824.9875 (MHz)
Battery: SNN5793A w/ NTN2518XXXXA
Carry Acc. / Cable Acc.: None / None
Start Power: 0.635 (W)

Comments: Touch, FULL SCAN

Probe: ET3DV6R - SN1545, Calibrated: 7/21/2008, ConvF(5.79, 5.79, 5.79)

Electronics: DAE3 Sn363, Calibrated: 4/22/2008

Duty Cycle: 1:3, Medium parameters used: f = 815.5 MHz; sigma = 0.89 mho/m; epsilon_r = 41; rho = 1000 kg/m^3

Right Ear-Touch Position/5x5x7 Zoom Scan (5x5x7)/Cube 0: Measurement grid: dx=7.5mm, dy=7.5mm, dz=5mm

Reference Value = 35.0 V/m; Power Drift = -0.147 dB

Peak SAR (extrapolated) = 1.36 W/kg

SAR(1 g) = 1.11 mW/g; SAR(10 g) = 0.811 mW/g

Maximum value of SAR (measured) = 1.19 mW/g

Right Ear-Touch Position/Area Scan (51x81x1): Measurement grid: dx=15mm, dy=15mm

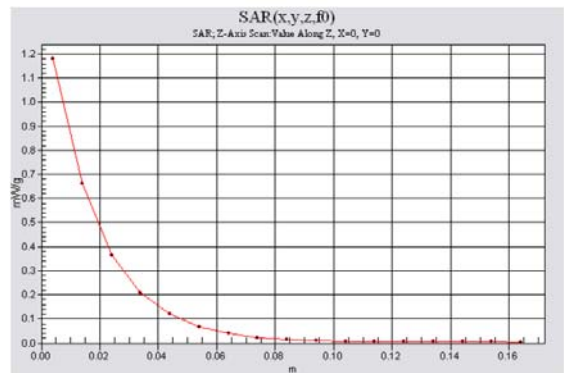
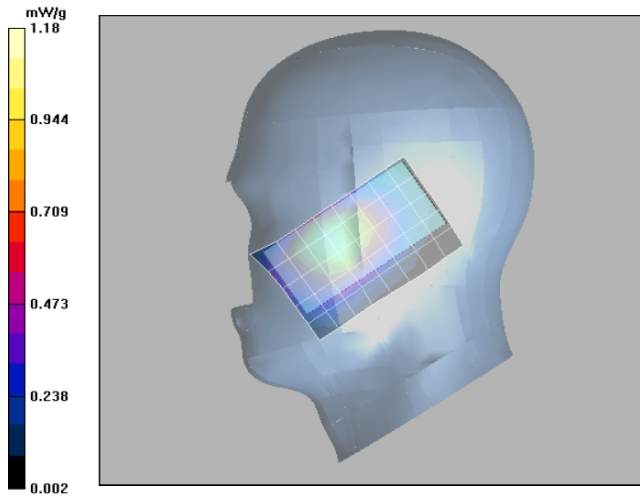
Reference Value = 35.0 V/m; Power Drift = -0.147 dB

Motorola Fast SAR: SAR(1 g) = 1.11 mW/g; SAR(10 g) = 0.762 mW/g

Maximum value of SAR (interpolated) = 1.20 mW/g

Right Ear-Touch Position/Z-Axis Scan (1x1x17): Measurement grid: dx=20mm, dy=20mm, dz=10mm

Maximum value of SAR (measured) = 1.18 mW/g



Motorola Government & Public Safety EME Laboratory

Date/Time: 1/28/2009 8:45:02 PM

Robot# / Run#: DASY4-FL-1 / MeC-Face-090128-03
 Phantom# / Tissue Temp.: SAMTP1022 / 20.7 (C)
 DUT Model# / Serial#: H98XAH6JR7AN / 364VJYJS2P
 Antenna / TX Freq.: Internal / 902.5250 (MHz)
 Battery: SNN5793A w/ NTN2518XXXXA
 Carry Acc. / Cable Acc.: None / None
 Start Power: 0.857 (W)

Comments: DUT Front @ 2.5 cm; DUT Top towards right side of phantom, FULL SCAN

Probe: ET3DV6R - SN1545, Calibrated: 7/21/2008, ConvF(5.79, 5.79, 5.79)

Electronics: DAE3 Sn363, Calibrated: 4/22/2008

Duty Cycle: 1:1.05, Medium parameters used: $f = 915$ MHz; $\sigma = 0.99$ mho/m; $\epsilon_r = 39.8$; $\rho = 1000$ kg/m³

Face Scan/5x5x7 Zoom Scan (5x5x7)/Cube 0: Measurement grid: dx=7.5mm, dy=7.5mm, dz=5mm

Reference Value = 40.6 V/m; Power Drift = -0.202 dB

Peak SAR (extrapolated) = 1.73 W/kg

SAR(1 g) = 1.39 mW/g; SAR(10 g) = 1.01 mW/g

Maximum value of SAR (measured) = 1.47 mW/g

Face Scan/Area Scan (51x81x1): Measurement grid: dx=15mm, dy=15mm

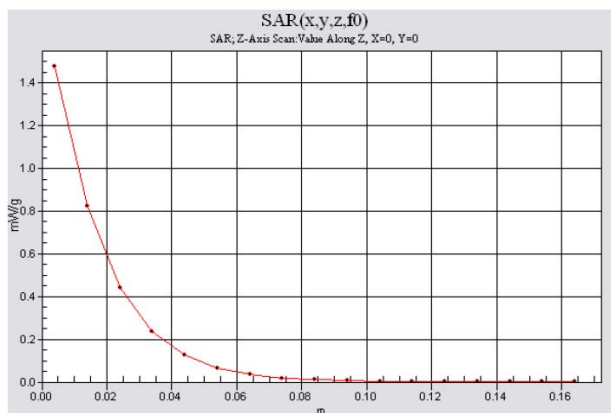
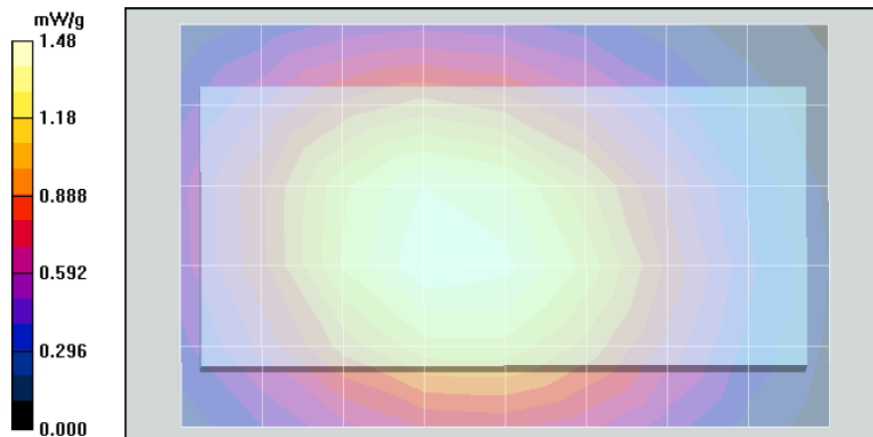
Reference Value = 40.6 V/m; Power Drift = -0.202 dB

Motorola Fast SAR: SAR(1 g) = 1.42 mW/g; SAR(10 g) = 1 mW/g

Maximum value of SAR (interpolated) = 1.50 mW/g

Face Scan/Z-Axis Scan (1x1x17): Measurement grid: dx=20mm, dy=20mm, dz=10mm

Maximum value of SAR (measured) = 1.48 mW/g



Motorola Government & Public Safety EME Laboratory

Date/Time: 1/30/2009 6:48:55 PM

Robot# / Run#: DASY4-FL-1 / MeC-Ab-090130-07
Phantom# / Tissue Temp.: SAMTP1208 / 19.6 (C)
DUT Model# / Serial#: H98XAH6JR7AN / 364VJYJS38
Antenna / TX Freq.: Internal / 2441.000 (MHz)
Battery: SNN5793A w/ NTN2518XXXXA
Carry Acc. / Cable Acc.: NNTN7627A / None
Start Power: 0.0025 (W)

Comments: BT On, FULL SCAN DUT top towards right side.

Probe: ET3DV6R - SN1545, Calibrated: 7/21/2008, ConvF(3.7, 3.7, 3.7)
Electronics: DAE3 Sn363, Calibrated: 4/22/2008

Duty Cycle: 1:1, Medium parameters used: f = 2441 MHz; sigma = 2.02 mho/m; epsilon_r = 50.7; rho = 1000 kg/m^3

Ab Scan/5x5x7 Zoom Scan (5x5x7)/Cube 0: Measurement grid: dx=7.5mm, dy=7.5mm, dz=5mm

Reference Value = 1.16 V/m; Power Drift = -0.0459 dB

Peak SAR (extrapolated) = 0.018 W/kg

SAR(1 g) = 0.0021 mW/g; SAR(10 g) = 0.000268 mW/g

Warning: Maximum averaged SAR over 10 g is located on the boundary of the measurement cube. This cube might not incorporate the absolute averaged SAR. Please consider a refinement of the Area Scan measurement.

Maximum value of SAR (measured) = 0.018 mW/g

Ab Scan/Area Scan (51x91x1): Measurement grid: dx=15mm, dy=15mm

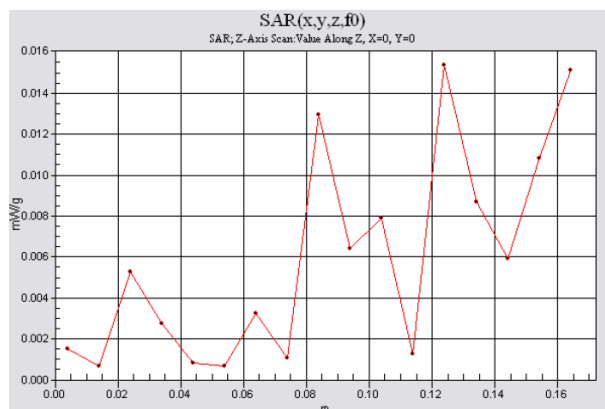
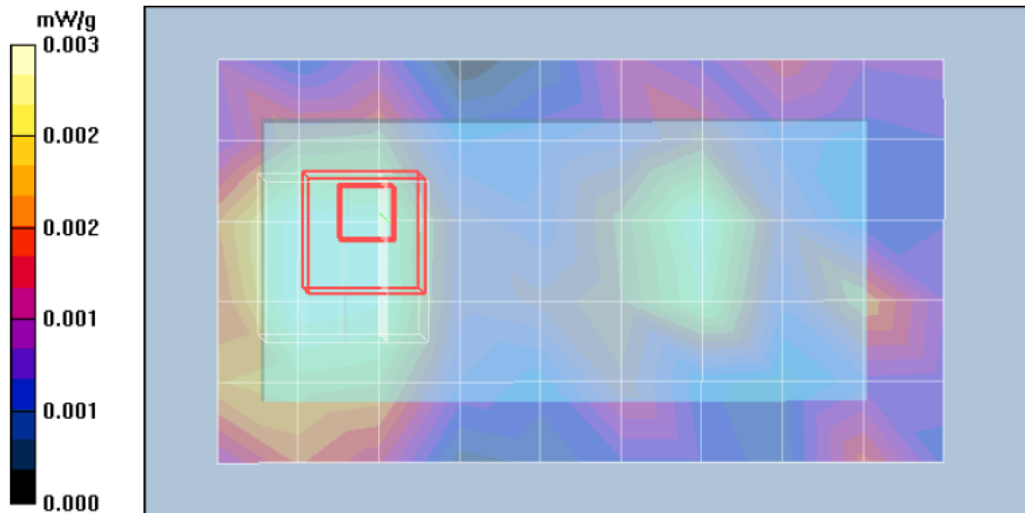
Reference Value = 1.16 V/m; Power Drift = -0.0459 dB

Motorola Fast SAR: SAR(1 g) = 0.00365 mW/g; SAR(10 g) = 0.00178 mW/g

Maximum value of SAR (interpolated) = 0.005 mW/g

Ab Scan/Z-Axis Scan (1x1x17): Measurement grid: dx=20mm, dy=20mm, dz=10mm

Maximum value of SAR (measured) = 0.015 mW/g



APPENDIX F
DUT Supplementary Data (Power slump)

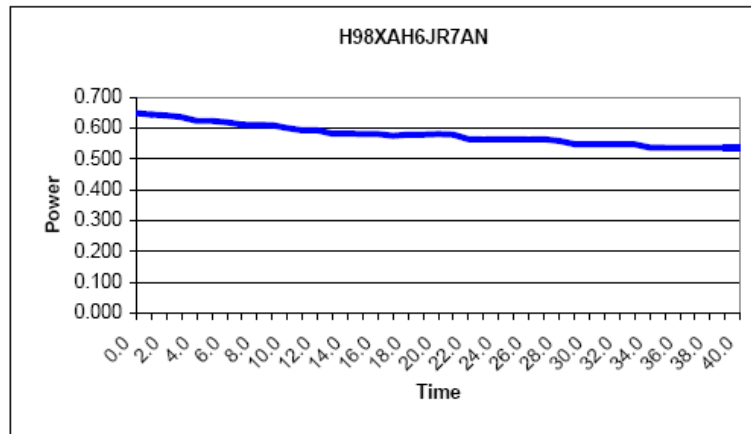
Model # H98XAH6JR7AN
Serial # 364VJYJS2P

Battery # SNN5792A
Frequency 806.0125 MHz
Date 1/26/2009

Transmit Mode WiDen 800; 75%
Audio Accessory None

TX TIME **Measured Power**
 (Minutes) (Watts)

0.0	0.648
1.0	0.643
2.0	0.641
3.0	0.635
4.0	0.623
5.0	0.623
6.0	0.618
7.0	0.611
8.0	0.610
9.0	0.609
10.0	0.600
11.0	0.592
12.0	0.592
13.0	0.581
14.0	0.582
15.0	0.580
16.0	0.580
17.0	0.575
18.0	0.579
19.0	0.579
20.0	0.580
21.0	0.579
22.0	0.564
23.0	0.563
24.0	0.564
25.0	0.564
26.0	0.563
27.0	0.564
28.0	0.558
29.0	0.548
30.0	0.548
31.0	0.547
32.0	0.547
33.0	0.547
34.0	0.537
35.0	0.536
36.0	0.536
37.0	0.536
38.0	0.536
39.0	0.536
40.0	0.536



Appendix G
DUT Test Position Photos

Photos available in Exhibit 7B - Temporary Confidentiality Requested

Appendix H
DUT and Body worn Accessory Photos

Photos available in Exhibit 7B - Temporary Confidentiality Requested

Appendix I

DUT Antenna Separation Distances and Offered Accessory Test Status

The following table(s) summarizes the separation distances and test status provided by each of the applicable body-worn accessory(ies):

Carry Case Models	Tested ?	Min. Separation distances between DUT antenna and phantom surface. (mm)	Comments
NNTN7627A	Yes	18-21	

Audio Acc. Models	Tested ?	Separation distances between DUT antenna and phantom surface. (mm)	Comments
NNTN5330B	Yes	NA	
NNTN5211B	Yes	NA	
NNTN6312A	Yes	NA	

Batteries	Tested ?	Separation distances between DUT antenna and phantom surface. (mm)	Comments
SNN5792A	Yes	NA	Test with battery door NTN2517xxxA
SNN5793A	Yes	NA	Test with battery door NTN2518xxxA

Data cable Models	Tested ?	Separation distances between DUT antenna and phantom surface. (mm)	Comments
SKN6238A	Yes	NA	