



MOTOROLA



TESTING CERT # 2518.01

Exhibit 7B: SAR Test Report Photographs

**Government & Public Safety EME Test Laboratory
8000 West Sunrise Blvd. Fort Lauderdale, FL. 33322**



Signature on file

Deanna Zakharia G&PS EME Lab Senior Resource Manager, Laboratory Director

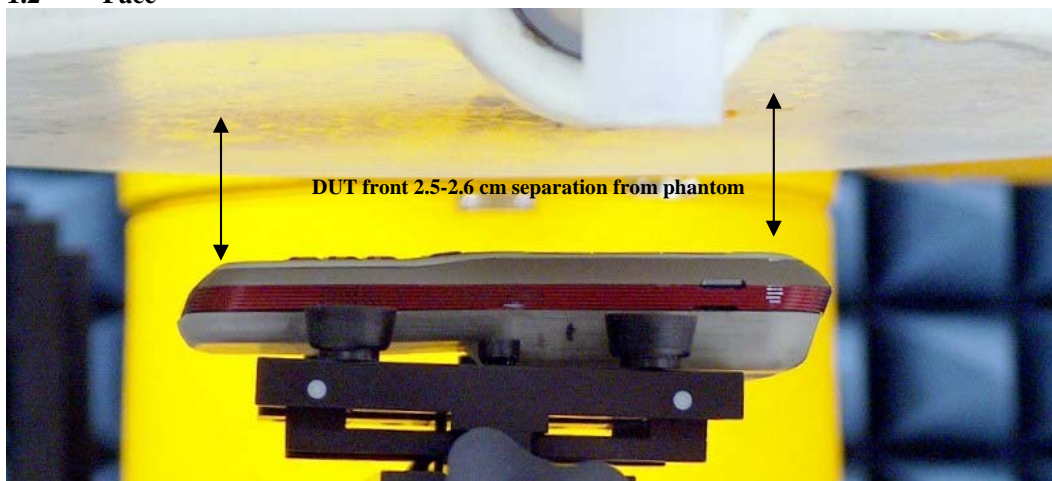
Approval Date: 2/11/09

1.0 Highest SAR Test Position per body location

1.1 Body: With offered carry accessory NNTN7627A.
(Same position used with offered audio and data cable attached)



1.2 Face



1.3 Head: Right Ear cheek touch position



2.0 Other SAR tested positions at the body

2.1 Body worn

Same position as shown in 1.1

2.2 Front Side against phantom

NA


2.3 Back side against phantom

NA

2.4 Back 2.5cm separation



2.5 Front 2.5cm separation



2.6 Antenna 2.5cm separation

NA

3 Other SAR tested position at the face

3.1 Front 2.5cm separation

Same as photo in 1.2

4 Other SAR tested positions at the head

4.1 Left ear touch




4.2 Left ear tilt



4.3 Right ear touch
Same as photo in 1.3


4.4 Right ear tilt



6.0 DUT and body worn Accessory Photos

The purpose of these photos is to illustrate the offered body-worn carry accessory(ies). The sample that was used in the following photos represents the product used to obtain the results presented herein.

6.1 Tested body worn accessories (Back, Front, Side views)



Back View



Front View




Side View

NNTN7627A

Simultaneous Transmission Considerations – Pursuant to KDB 648474 Practice

7.1 Locations of Antenna





7.2 Simultaneous Transmission Device Tabulation

Device, Mode, FMHz	P, mW ¹	Single SAR, W/kg	Remarks
t1, iDEN, 800	640	1.41	Routine Evaluation
t2, Bluetooth, 2441	2.5	0.00	{d ₁₂ < 2.5 cm} {P ₂ ≤ P _{Ref} } {SAR _y < 1.2 W/kg} ²
∑all SAR1g		1.41	

¹ Maximum conducted power available at the antenna, according to the source-based time averaging requirements of Section 2.1093(d)(5).

² P_{Ref} is defined in KDB 648474 for unlicensed transmitters, as follows:

F, GHz	2.45	5.15 – 5.35	5.47 – 5.85
P_{Ref}, mW	12	6	5