



## EMC TEST SETUP PHOTOS



AC Line - Part 15




Part 15 PC Peripheral



Antenna – Substitution Method





Tx Radiated

**Appendix 6**

**Photographs of the device under test**

**>>>EXTRACTED FROM FCC EXHIBIT 11<<<**




Figure 1. Front of Phone



Figure 2. Back of Phone



Figure 3. Phone Open




**Figure 4. Cheek Position (phone closed)**



**Figure 5. Tilt Position (phone closed)**



**Figure 6. Cheek Position (phone open)**



**Figure 7. Tilt Position (phone open)**





**Figure 8. Body Position**