

**Appendix 6**

**Photographs of the device under test**



Figure 1 – Front of Transceiver



Figure 2 – Back of Transceiver



Figure 3 – Front of Transceiver, Flip Open



Figure 4 – Transceiver against head, Cheek Touch position




Figure 5 – Transceiver against head, Cheek Touch position

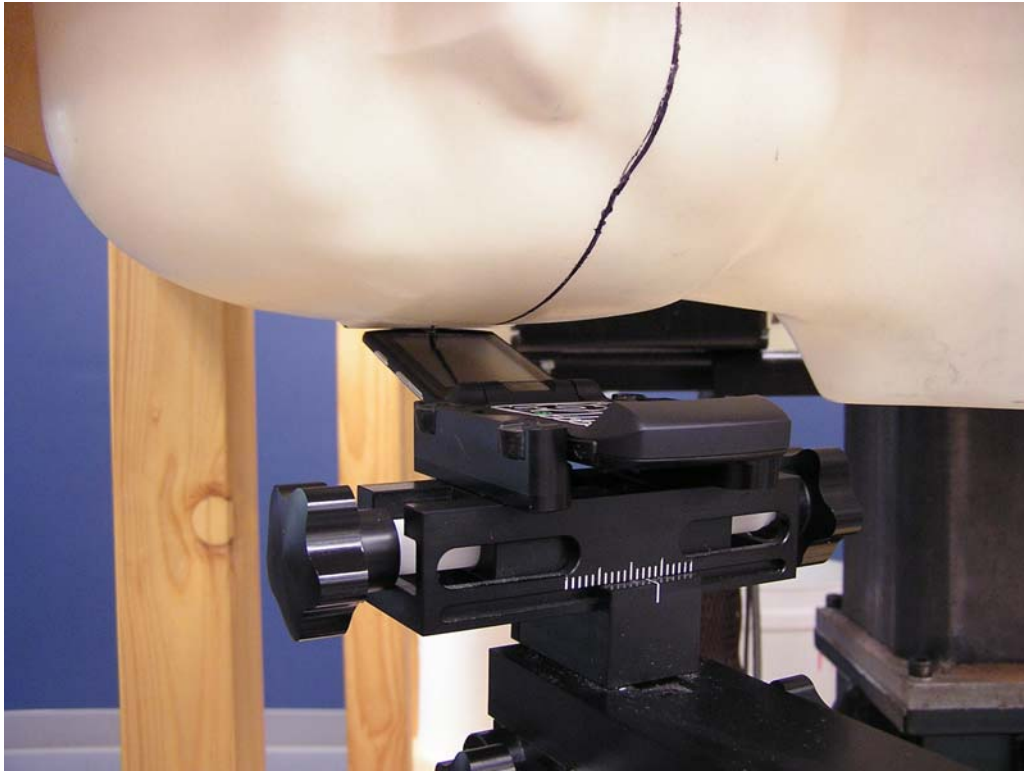


Figure 6 – Transceiver against head, 15° Tilt position




Figure 7 – Transceiver against head, 15° Tilt position



Figure 8 – Transceiver against body, Back of Phone 15 mm from Phantom position