



FCC RF Test Report

APPLICANT : Motorola Mobility LLC
EQUIPMENT : Mobile Cellular Phone
BRAND NAME : Motorola
MODEL NAME : XT2503-1, XT2505-3
FCC ID : IHDT56AU7
STANDARD : FCC Part 15 Subpart C §15.247
CLASSIFICATION : (DTS) Digital Transmission System
TEST DATE(S) : Dec. 18, 2024 ~ Jan. 23, 2025

We, Sporton International Inc. (Kunshan), would like to declare that the tested sample has been evaluated in accordance with the test procedures and has been in compliance with the applicable technical standards.

This report contains data that were produced under subcontract by Sporton International Inc. (Shenzhen)

The test results in this report apply exclusively to the tested model / sample. Without written approval of Sporton International Inc. (Kunshan), the test report shall not be reproduced except in full.

Jason Jia

Approved by: Jason Jia



Sporton International Inc. (Kunshan)

No. 1098, Pengxi North Road, Kunshan Economic Development Zone Jiangsu Province 215300
People's Republic of China



TABLE OF CONTENTS

REVISION HISTORY.....	3
SUMMARY OF TEST RESULT	4
1 GENERAL DESCRIPTION.....	5
1.1 Applicant.....	5
1.2 Manufacturer.....	5
1.3 Product Feature of Equipment Under Test.....	5
1.4 Product Specification of Equipment Under Test.....	5
1.5 Modification of EUT	6
1.6 Testing Location	6
1.7 Test Software.....	7
1.8 Applicable Standards.....	7
1.9 Specification of Accessory.....	8
2 TEST CONFIGURATION OF EQUIPMENT UNDER TEST.....	9
2.1 Carrier Frequency Channel	9
2.2 Test Mode.....	10
2.3 Connection Diagram of Test System.....	11
2.4 Support Unit used in test configuration and system	12
2.5 EUT Operation Test Setup	12
2.6 Measurement Results Explanation Example.....	12
3 TEST RESULT	13
3.1 6dB and 99% Bandwidth Measurement	13
3.2 Output Power Measurement.....	14
3.3 Power Spectral Density Measurement	17
3.4 Conducted Band Edges and Spurious Emission Measurement	18
3.5 Radiated Band Edges and Spurious Emission Measurement	19
3.6 AC Conducted Emission Measurement.....	23
3.7 Antenna Requirements.....	25
4 LIST OF MEASURING EQUIPMENT.....	26
5 MEASUREMENT UNCERTAINTY	27
APPENDIX A. CONDUCTED TEST RESULTS	
APPENDIX B. AC CONDUCTED EMISSION TEST RESULT	
APPENDIX C. RADIATED SPURIOUS EMISSION	
APPENDIX D. DUTY CYCLE PLOTS	
APPENDIX E. SETUP PHOTOGRAPHS	



REVISION HISTORY

REPORT NO.	VERSION	DESCRIPTION	ISSUED DATE
FR4D1311B	Rev. 01	Initial issue of report	Jan. 24, 2025



SUMMARY OF TEST RESULT

Report Section	FCC Rule	Description	Limit	Result	Remark
3.1	15.247(a)(2)	6dB Bandwidth	$\geq 0.5\text{MHz}$	Pass	-
3.1	-	99% Bandwidth	-	Report only	-
3.2	15.247(b)(3)	Peak Output Power	$\leq 30\text{dBm}$	Pass	-
3.3	15.247(e)	Power Spectral Density	$\leq 8\text{dBm}/3\text{kHz}$	Pass	-
3.4	15.247(d)	Conducted Band Edges and Spurious Emission	$\leq 20\text{dBc}$	Pass	-
3.5	15.247(d)	Radiated Band Edges and Spurious Emission	15.209(a) & 15.247(d)	Pass	Under limit 3.41 dB at 4880.00 MHz
3.6	15.207	AC Conducted Emission	15.207(a)	Pass	Under limit 13.67 dB at 0.161 MHz
3.7	15.203 & 15.247(b)	Antenna Requirement	15.203 & 15.247(b)	Pass	-

Conformity Assessment Condition:

1. The test results (PASS/FAIL) with all measurement uncertainty excluded are presented against the regulation limits or in accordance with the requirements stipulated by the applicant/manufacture who shall bear all the risks of non-compliance that may potentially occur if measurement uncertainty is taken into account.
2. The measurement uncertainty please refer to each test result in the section "Measurement Uncertainty"

Disclaimer:

The product specifications of the EUT presented in the test report that may affect the test assessments are declared by the manufacturer who shall take full responsibility for the authenticity.



1 General Description

1.1 Applicant

Motorola Mobility LLC

222 W,Merchandise Mart Plaza, Chicago IL 60654 USA

1.2 Manufacturer

Motorola Mobility LLC

222 W,Merchandise Mart Plaza, Chicago IL 60654 USA

1.3 Product Feature of Equipment Under Test

Product Feature	
Equipment	Mobile Cellular Phone
Brand Name	Motorola
Model Name	XT2503-1, XT2505-3
FCC ID	IHDT56AU7
IMEI / SN Code	Conducted: 354424860019573/354424860019581 Conduction: 354424860020134/354424860020142 Radiation: NM3R220146
HW Version	DVT2
SW Version	V2VC35.13
EUT Stage	Identical Prototype

Remark:

1. The above EUT's information was declared by manufacturer. Please refer to the specifications or user's manual for more detailed description.
2. There are two types of EUT, model name: XT2503-1 is sample 1 and model name: XT2505-3 is sample 2, the differences could be referred to the XT2503-1, XT2505-3_Operational Description of Product Equality Declaration which is exhibit separately. According to the difference, for RF report, we choose sample 1 to full test.

1.4 Product Specification of Equipment Under Test

Standards-related Product Specification	
Tx/Rx Frequency Range	2402 MHz ~ 2480 MHz
Number of Channels	40
Carrier Frequency of Each Channel	40 Channel(37 hopping + 3 advertising channel)
Maximum Output Power to Antenna	BLE 1Mbps: 12.46 dBm (0.0176 W) BLE 2Mbps: 12.66 dBm (0.0185 W)
99% Occupied Bandwidth	BLE 1Mbps:1.033MHz BLE 2Mbps:2.056MHz
Antenna Type / Gain	PIFA Antenna type with gain -2.5 dBi
Type of Modulation	Bluetooth LE : GFSK

Note: The device supports frequency range of Bluetooth LE data rate 2Mbps is 2404MHz ~ 2478MHz.



1.5 Modification of EUT

No modifications are made to the EUT during all test items.

1.6 Testing Location

Sporton International Inc. (Kunshan) is accredited to ISO/IEC 17025:2017 by American Association for Laboratory Accreditation with Certificate Number 5145.02.

Test Firm	Sporton International Inc. (Kunshan)		
Test Site Location	No. 1098, Pengxi North Road, Kunshan Economic Development Zone Jiangsu Province 215300 People's Republic of China TEL : +86-512-57900158		
Test Site No.	Sporton Site No.	FCC Designation No.	FCC Test Firm Registration No.
	CO01-KS 03CH08-KS	CN1257	314309

Sporton International Inc. (ShenZhen) is accredited to ISO/IEC 17025:2017 by American Association for Laboratory Accreditation with Certificate Number 5145.01.

Test Firm	Sporton International Inc. (ShenZhen)		
Test Site Location	1/F, 2/F, Bldg 5, Shiling Industrial Zone, Xinwei Village, Xili, Nanshan, Shenzhen, 518055 People's Republic of China TEL: +86-755-86379589 FAX: +86-755-86379595		
Test Site No.	Sporton Site No.	FCC Designation No.	FCC Test Firm Registration No.
	TH01-SZ	CN1256	421272

Test data subcontracted: conducted test case in section 3.1~3.4 of this report.

1.7 Test Software

Item	Site	Manufacturer	Name	Version
1.	03CH08-KS	AUDIX	E3	210616
2.	CO01-KS	AUDIX	E3	6.2009-8-24

1.8 Applicable Standards

According to the specifications of the manufacturer, the EUT must comply with the requirements of the following standards:

- ♦ 47 CFR Part 15 Subpart C §15.247
- ♦ FCC KDB 558074 D01 15.247 Meas Guidance v05r02
- ♦ ANSI C63.10-2013

Remark:

1. All test items were verified and recorded according to the standards and without any deviation during the test.
2. This EUT has also been tested and complied with the requirements of FCC Part 15, Subpart B, recorded in a separate test report.

1.9 Specification of Accessory

Accessories Information				
AC Adapter 1(US)	Brand Name	Motorola(Chenyang)	Model Name	MC-681N
AC Adapter 1(EU)	Brand Name	Motorola(Chenyang)	Model Name	MC-682N
AC Adapter 1(UK)	Brand Name	Motorola(Chenyang)	Model Name	MC-683N
AC Adapter 1(AU)	Brand Name	Motorola(Chenyang)	Model Name	MC-685N
AC Adapter 1(AR)	Brand Name	Motorola(Chenyang)	Model Name	MC-686N
AC Adapter 1(BR)	Brand Name	Motorola(Chenyang)	Model Name	MC-687N
AC Adapter 1(CHILE)	Brand Name	Motorola(Chenyang)	Model Name	MC-689N
AC Adapter 2(US)	Brand Name	Motorola(Acbel)	Model Name	MC-681N
AC Adapter 2(EU)	Brand Name	Motorola(Acbel)	Model Name	MC-682N
AC Adapter 2(UK)	Brand Name	Motorola(Acbel)	Model Name	MC-683N
AC Adapter 2(AU)	Brand Name	Motorola(Acbel)	Model Name	MC-685N
AC Adapter 2(AR)	Brand Name	Motorola(Acbel)	Model Name	MC-686N
AC Adapter 2(BR)	Brand Name	Motorola(Acbel)	Model Name	MC-687N
AC Adapter 2(CHILE)	Brand Name	Motorola(Acbel)	Model Name	MC-689N
Battery 1	Brand Name	Motorola(ATL)	Model Name	RM52
Battery 2	Brand Name	Motorola(Cosmx)	Model Name	RM52
USB Cable 1	Brand Name	Motorola(saibao)	Model Name	SC18D71644
USB Cable 2	Brand Name	Motorola(Luxshare)	Model Name	SC18E08104
USB Cable 3	Brand Name	Motorola(saibao)	Model Name	SC18D86731
USB Cable 4	Brand Name	Motorola(Luxshare)	Model Name	SC18E08103
Wireless Earphones	Brand Name	Motorola	Model Name	XT2443-1



2 Test Configuration of Equipment Under Test

2.1 Carrier Frequency Channel

Frequency Band	Channel	Freq. (MHz)	Channel	Freq. (MHz)
2400-2483.5 MHz	0	2402	21	2444
	1	2404	22	2446
	2	2406	23	2448
	3	2408	24	2450
	4	2410	25	2452
	5	2412	26	2454
	6	2414	27	2456
	7	2416	28	2458
	8	2418	29	2460
	9	2420	30	2462
	10	2422	31	2464
	11	2424	32	2466
	12	2426	33	2468
	13	2428	34	2470
	14	2430	35	2472
	15	2432	36	2474
	16	2434	37	2476
	17	2436	38	2478
	18	2438	39	2480
	19	2440	-	-
	20	2442	-	-

2.2 Test Mode

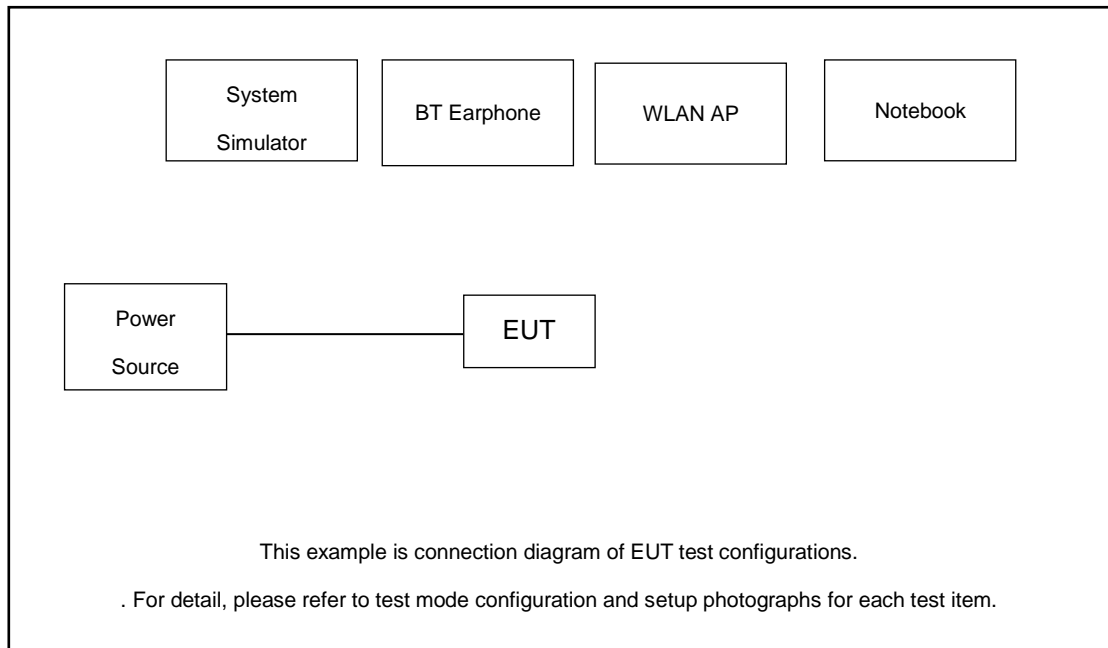
- a. The EUT has been associated with peripherals and configuration operated in a manner tended to maximize its emission characteristics in a typical application. Frequency range investigated: conduction emission (150 kHz to 30 MHz), radiation emission (9 kHz to the 10th harmonic of the highest fundamental frequency or to 40 GHz, whichever is lower). For radiated measurement, pre-scanned in three orthogonal panels, X, Y, Z for Adapter mode and Earphone mode. The worst cases (X plane-Adapter mode) were recorded in this report.
- b. AC power line Conducted Emission was tested under maximum output power.

The following summary table is showing all test modes to demonstrate in compliance with the standard.

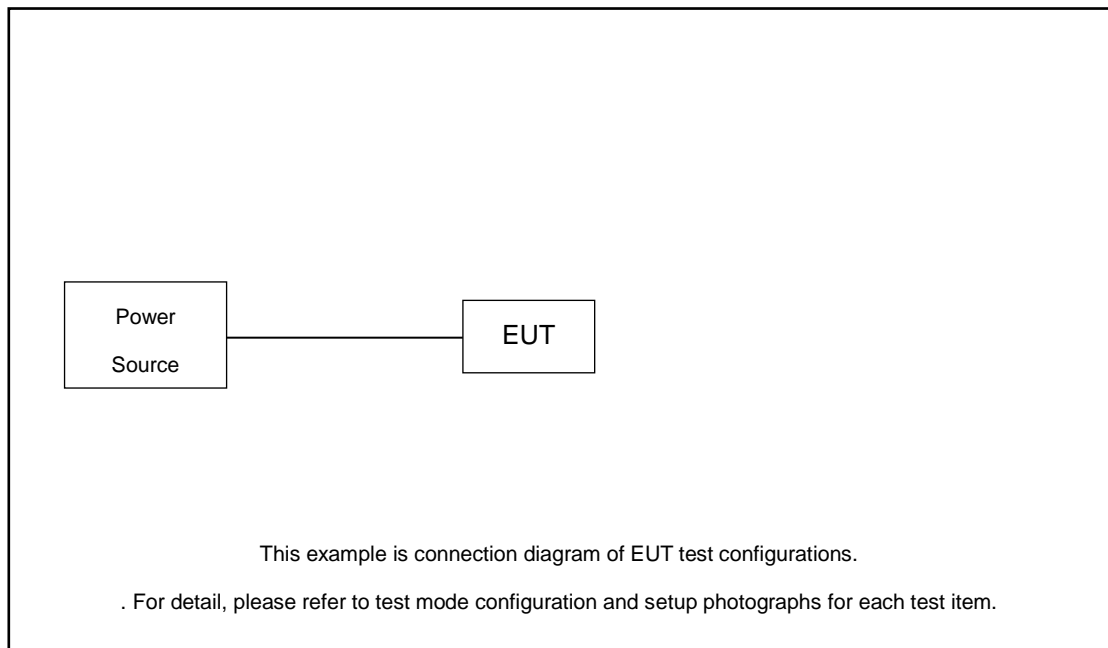
Summary table of Test Cases	
Test Item	Data Rate / Modulation
	Bluetooth – LE / GFSK
Conducted TCs	Mode 1: Bluetooth Tx CH00_2402 MHz_BLE 1Mbps
	Mode 2: Bluetooth Tx CH19_2440 MHz_BLE 1Mbps
	Mode 3: Bluetooth Tx CH39_2480 MHz_BLE 1Mbps
	Mode 4: Bluetooth Tx CH01_2404 MHz_BLE 2Mbps
	Mode 5: Bluetooth Tx CH19_2440 MHz_BLE 2Mbps
	Mode 6: Bluetooth Tx CH38_2478 MHz_BLE 2Mbps
Radiated TCs	Mode 1: Bluetooth Tx CH00_2402 MHz_BLE 1Mbps
	Mode 2: Bluetooth Tx CH19_2440 MHz_BLE 1Mbps
	Mode 3: Bluetooth Tx CH39_2480 MHz_BLE 1Mbps
	Mode 4: Bluetooth Tx CH01_2404 MHz_BLE 2Mbps
	Mode 5: Bluetooth Tx CH19_2440 MHz_BLE 2Mbps
	Mode 6: Bluetooth Tx CH38_2478 MHz_BLE 2Mbps
AC Conducted Emission	Mode 1: GSM 850 Idle + Bluetooth Link + WLAN Link (2.4G) + USB Cable 4(Charging from Adapter1)
Remark: For Radiated Test Cases, The tests were performed with Adapter1 and USB Cable1.	

2.3 Connection Diagram of Test System

AC Conducted Emission:



Radiated Emission:



2.4 Support Unit used in test configuration and system

Item	Equipment	Trade Name	Model Name	FCC ID	Data Cable	Power Cord
1.	Base Station	Anritsu	MT8821C	N/A	N/A	Unshielded, 1.8m
2.	Notebook	Lenovo	G480	QDS-BRCM1050I	N/A	shielded cable DC O/P 1.8m , Unshielded AC I/P cable 1.8m
3.	WLAN AP	D-link	DIR-655	KA21R655B1	N/A	Unshielded, 1.8m
4.	SD Card	Kingston	8GB	N/A	N/A	N/A

2.5 EUT Operation Test Setup

For BLE function, the engineering test program was provided and enabled to make EUT continuous transmit.

For AC power line conducted emissions, the EUT was set to connect with the WLAN AP under large package sizes transmission.

2.6 Measurement Results Explanation Example

For all conducted test items:

The offset level is set in the spectrum analyzer to compensate the RF cable loss and attenuator factor between EUT conducted output port and spectrum analyzer. With the offset compensation, the spectrum analyzer reading level is exactly the EUT RF output level.

Example :

The spectrum analyzer offset is derived from RF cable loss and attenuator factor.

Offset = RF cable loss + attenuator factor.

Following shows an offset computation example with cable loss 2.20 dB and 10dB attenuator.

$$\begin{aligned}
 \text{Offset(dB)} &= \text{RF cable loss(dB)} + \text{attenuator factor(dB)}. \\
 &= 2.20 + 10 = 12.20 \text{ (dB)}
 \end{aligned}$$

3 Test Result

3.1 6dB and 99% Bandwidth Measurement

3.1.1 Limit of 6dB and 99% Bandwidth

The minimum 6 dB bandwidth shall be at least 500 kHz.

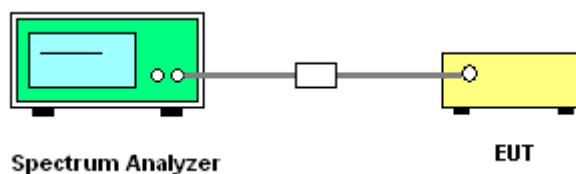
3.1.2 Measuring Instruments

The section 4.0 of List of Measuring Equipment of this test report is used for test.

3.1.3 Test Procedures

1. The testing follows ANSI C63.10-2013 clause 11.8
2. The RF output of EUT was connected to the spectrum analyzer by RF cable and attenuator. The path loss was compensated to the results for each measurement.
3. Set to the maximum power setting and enable the EUT transmit continuously.
4. Make the measurement with the spectrum analyzer's resolution bandwidth (RBW) = 100 kHz. Set the Video bandwidth (VBW) = 300 kHz. In order to make an accurate measurement. The 6 dB bandwidth must be greater than 500 kHz.
5. For 99% Bandwidth Measurement, the spectrum analyzer's resolution bandwidth (RBW) is set 1% to 5% of the 99% OBW and the VBW is set to 3 times of the RBW.
6. Measure and record the results in the test report.

3.1.4 Test Setup



3.1.5 Test Result of 6dB and 99% Occupied Bandwidth

Please refer to Appendix A.

3.2 Output Power Measurement

3.2.1 Limit of Output Power

For systems using digital modulation in the 2400-2483.5MHz, the limit for peak output power is 30dBm. If transmitting antenna of directional gain greater than 6dBi is used, the peak output power from the intentional radiator shall be reduced below the above stated value by the amount in dB that the directional gain of the antenna exceeds 6 dBi. In case of point-to-point operation, the limit has to be reduced by 1dB for every 3dB that the directional gain of the antenna exceeds 6dBi.

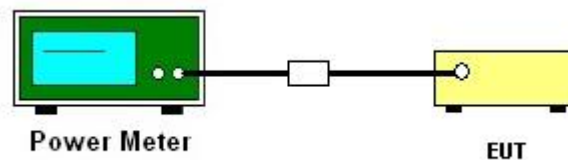
3.2.2 Measuring Instruments

The section 4.0 of List of Measuring Equipment of this test report is used for test.

3.2.3 Test Procedures

1. The testing follows the Measurement Procedure of ANSI C63.10-2013 clause 11.9.1.3 PKPM1 Peak power meter or ANSI C63.10-2013 clause 11.9.2.3.1 Method AVGPM method.
2. The RF output of EUT was connected to the power meter by RF cable and attenuator. The path loss was compensated to the results for each measurement.
3. Set to the maximum power setting and enable the EUT transmit continuously.
4. Measure the conducted output power and record the results in the test report.

3.2.4 Test Setup



**3.2.5 Test Result of Peak Output Power**

Mod.	Data Rate	NTX	CH.	Freq. (MHz)	Peak Conducted Power (dBm)	Power Setting	Conducted Power Limit (dBm)	DG (dBi)	EIRP Power (dBm)	EIRP Power Limit (dBm)	Pass /Fail
BLE	1Mbps	1	0	2402	12.34	Default	30.00	-2.50	9.84	36.00	Pass
BLE	1Mbps	1	19	2440	12.11	Default	30.00	-2.50	9.61	36.00	Pass
BLE	1Mbps	1	39	2480	12.46	Default	30.00	-2.50	9.96	36.00	Pass

Mod.	Data Rate	NTX	CH.	Freq. (MHz)	Peak Conducted Power (dBm)	Power Setting	Conducted Power Limit (dBm)	DG (dBi)	EIRP Power (dBm)	EIRP Power Limit (dBm)	Pass /Fail
BLE	2Mbps	1	1	2404	12.66	Default	30.00	-2.50	10.16	36.00	Pass
BLE	2Mbps	1	19	2440	12.27	Default	30.00	-2.50	9.77	36.00	Pass
BLE	2Mbps	1	38	2478	12.61	Default	30.00	-2.50	10.11	36.00	Pass

**3.2.6 Test Result of Average Output Power (Reporting Only)**

Mod.	Data Rate	NTX	CH.	Freq. (MHz)	Duty Factor (dB)	Average Conducted Power (dBm)	Power Setting	Conducted Power Limit (dBm)	DG (dBi)	EIRP Power (dBm)	EIRP Power Limit (dBm)	Pass /Fail
BLE	1Mbps	1	0	2402	2.14	12.20	Default	30.00	-2.50	9.70	36.00	Pass
BLE	1Mbps	1	19	2440	2.14	11.85	Default	30.00	-2.50	9.35	36.00	Pass
BLE	1Mbps	1	39	2480	2.14	12.23	Default	30.00	-2.50	9.73	36.00	Pass

Mod.	Data Rate	NTX	CH.	Freq. (MHz)	Duty Factor (dB)	Average Conducted Power (dBm)	Power Setting	Conducted Power Limit (dBm)	DG (dBi)	EIRP Power (dBm)	EIRP Power Limit (dBm)	Pass /Fail
BLE	2Mbps	1	1	2404	5.02	12.52	Default	30.00	-2.50	10.02	36.00	Pass
BLE	2Mbps	1	19	2440	5.02	12.03	Default	30.00	-2.50	9.53	36.00	Pass
BLE	2Mbps	1	38	2478	5.02	12.48	Default	30.00	-2.50	9.98	36.00	Pass

3.3 Power Spectral Density Measurement

3.3.1 Limit of Power Spectral Density

The peak power spectral density shall not be greater than 8dBm in any 3kHz band at any time interval of continuous transmission.

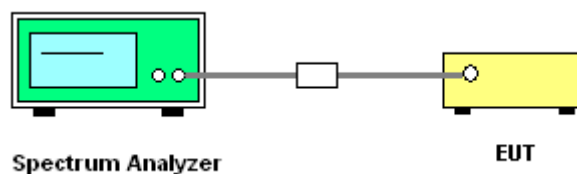
3.3.2 Measuring Instruments

The section 4.0 of List of Measuring Equipment of this test report is used for test.

3.3.3 Test Procedures

1. The testing follows Measurement Procedure of ANSI C63.10-2013 clause 11.10.2 Method PKPSD.
2. The RF output of EUT was connected to the spectrum analyzer by RF cable and attenuator. The path loss was compensated to the results for each measurement.
3. Set to the maximum power setting and enable the EUT transmit continuously.
4. Make the measurement with the spectrum analyzer's resolution bandwidth (RBW) = 3 kHz. Video bandwidth VBW = 10 kHz In order to make an accurate measurement, set the span to 1.5 times DTS Channel Bandwidth. (6dB BW)
5. Detector = peak, Sweep time = auto couple, Trace mode = max hold, Allow trace to fully stabilize. Use the peak marker function to determine the maximum power level.
6. Measure and record the results in the test report.
7. The Measured power density (dBm)/ 100kHz is a reference level and used as 20dBc down limit line for Conducted Band Edges and Conducted Spurious Emission.

3.3.4 Test Setup



3.3.5 Test Result of Power Spectral Density

Please refer to Appendix A.

3.4 Conducted Band Edges and Spurious Emission Measurement

3.4.1 Limit of Conducted Band Edges and Spurious Emission

All harmonics/spurious must be at least 20 dB down from the highest emission level within the authorized band.

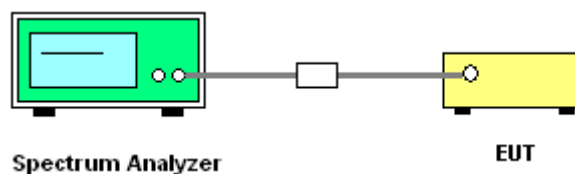
3.4.2 Measuring Instruments

The section 4.0 of List of Measuring Equipment of this test report is used for test.

3.4.3 Test Procedure

1. The testing follows ANSI C63.10-2013 clause 11.13
2. The RF output of EUT was connected to the spectrum analyzer by RF cable and attenuator. The path loss was compensated to the results for each measurement.
3. Set to the maximum power setting and enable the EUT transmit continuously.
4. Set RBW = 100 kHz, VBW=300 kHz, Peak Detector. Unwanted Emissions measured in any 100 kHz bandwidth outside of the authorized frequency band shall be attenuated by at least 20 dB relative to the maximum in-band peak PSD level in 100 kHz when maximum peak conducted output power procedure is used. If the transmitter complies with the conducted power limits based on the use of RMS averaging over a time interval, the attenuation required under this paragraph shall be 30 dB instead of 20 dB.
5. Measure and record the results in the test report.
6. The RF fundamental frequency should be excluded against the limit line in the operating frequency band.

3.4.4 Test Setup



3.4.5 Test Result of Conducted Band Edges Plots

Please refer to Appendix A.

3.4.6 Test Result of Conducted Spurious Emission Plots

Please refer to Appendix A.

3.5 Radiated Band Edges and Spurious Emission Measurement

3.5.1 Limit of Radiated Band Edges and Spurious Emission

In any 100 kHz bandwidth outside the intentional radiator frequency band, all harmonics/spurious must be at least 20 dB below the highest emission level within the authorized band. If the output power of this device was measured by spectrum analyzer, the attenuation under this paragraph shall be 30 dB instead of 20 dB. In addition, radiated emissions which fall in the restricted bands must also comply with the limits as below.

Frequency (MHz)	Field Strength (microvolts/meter)	Measurement Distance (meters)
0.009 – 0.490	2400/F(kHz)	300
0.490 – 1.705	24000/F(kHz)	30
1.705 – 30.0	30	30
30 – 88	100	3
88 – 216	150	3
216 - 960	200	3
Above 960	500	3

3.5.2 Measuring Instruments

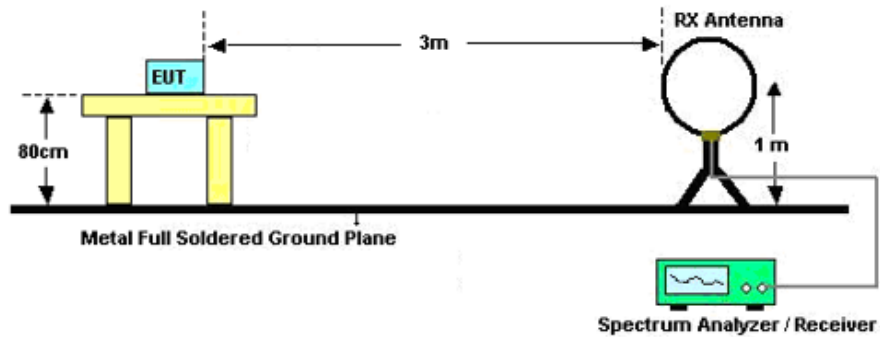
The section 4.0 of List of Measuring Equipment of this test report is used for test.

3.5.3 Test Procedures

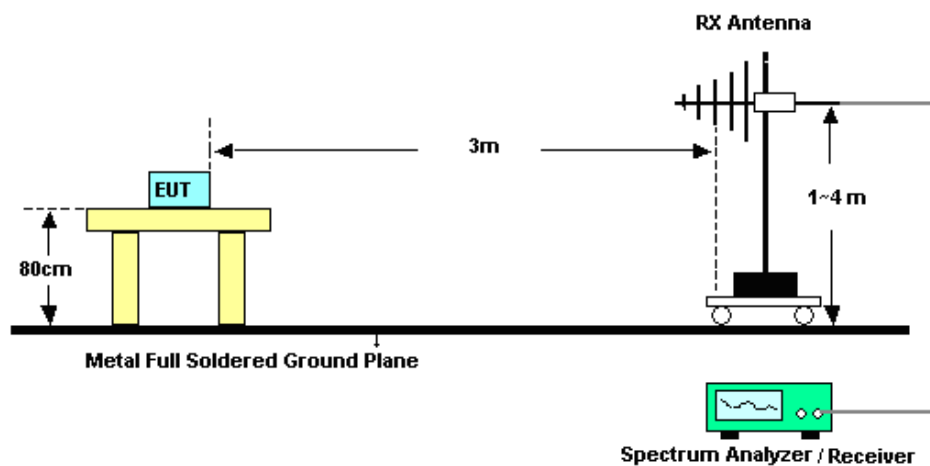
1. The testing follows ANSI C63.10-2013 clause 11.11 & 11.12
2. The EUT was arranged to its worst case and then tune the antenna tower (from 1 m to 4 m) and turntable (from 0 degree to 360 degrees) to find the maximum reading. A pre-amp and a high pass filter are used for the test in order to get better signal level.
3. The EUT was placed on a turntable with 0.8 meter for frequency below 1GHz and 1.5 meter for frequency above 1GHz respectively above ground.
4. The EUT was set 3 meters from the interference receiving antenna, which was mounted on the top of a variable height antenna tower.
5. Corrected Reading: Antenna Factor + Cable Loss + Read Level - Preamp Factor = Level
6. For testing below 1GHz, if the emission level of the EUT in peak mode was 3 dB lower than the limit specified, then peak values of EUT will be reported, otherwise, the emissions will be repeated one by one using the CISPR quasi-peak method and reported.
7. For testing above 1GHz, the emission level of the EUT in peak mode was 20dB lower than peak limit (that means the emission level in average mode also complies with the limit in average mode), then peak values of EUT will be reported, otherwise, the emissions will be measured in average mode again and reported.
8. Use the following spectrum analyzer settings:
 - (1) Span shall wide enough to fully capture the emission being measured;
 - (2) Set RBW=100 kHz for $f < 1 \text{ GHz}$; $\text{VBW} \geq \text{RBW}$; Sweep = auto; Detector function = peak; Trace = max hold;
 - (3) Set RBW = 1 MHz, VBW= 3MHz for $f \geq 1 \text{ GHz}$ for peak measurement.
For average measurement:
 - $\text{VBW} = 10 \text{ Hz}$, when duty cycle is no less than 98 percent.
 - $\text{VBW} \geq 1/T$, when duty cycle is less than 98 percent where T is the minimum transmission duration over which the transmitter is on and is transmitting at its maximum power control level for the tested mode of operation.

3.5.4 Test Setup

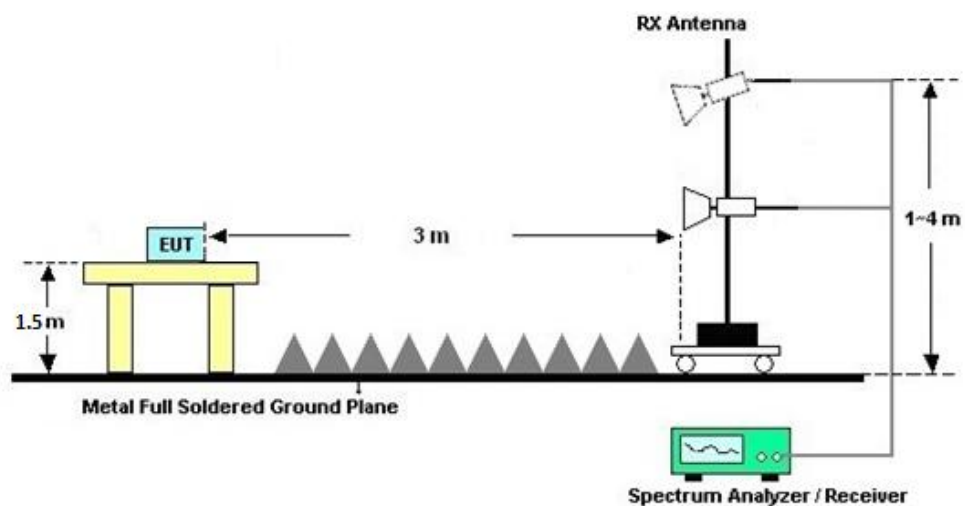
For radiated emissions below 30MHz



For radiated emissions from 30MHz to 1GHz



For radiated emissions above 1GHz





3.5.5 Test Results of Radiated Spurious Emissions (9 kHz ~ 30 MHz)

The low frequency, which started from 9 kHz to 30MHz, was pre-scanned and the result which was 20dB lower than the limit line was not reported.

There is a comparison data of both open-field test site and semi-Anechoic chamber, and the result came out very similar.

3.5.6 Test Result of Radiated Spurious at Band Edges

Please refer to Appendix C.

3.5.7 Duty Cycle

Please refer to Appendix D.

3.5.8 Test Result of Radiated Spurious Emission (30MHz ~ 10th Harmonic or 40GHz, whichever is lower)

Please refer to Appendix C.

3.6 AC Conducted Emission Measurement

3.6.1 Limit of AC Conducted Emission

For equipment that is designed to be connected to the public utility (AC) power line, the radio frequency voltage that is conducted back onto the AC power line on any frequency or frequencies within the band 150 kHz to 30 MHz shall not exceed the limits in the following table.

Frequency of emission (MHz)	Conducted limit (dBμV)	
	Quasi-peak	Average
0.15-0.5	66 to 56*	56 to 46*
0.5-5	56	46
5-30	60	50

*Decreases with the logarithm of the frequency.

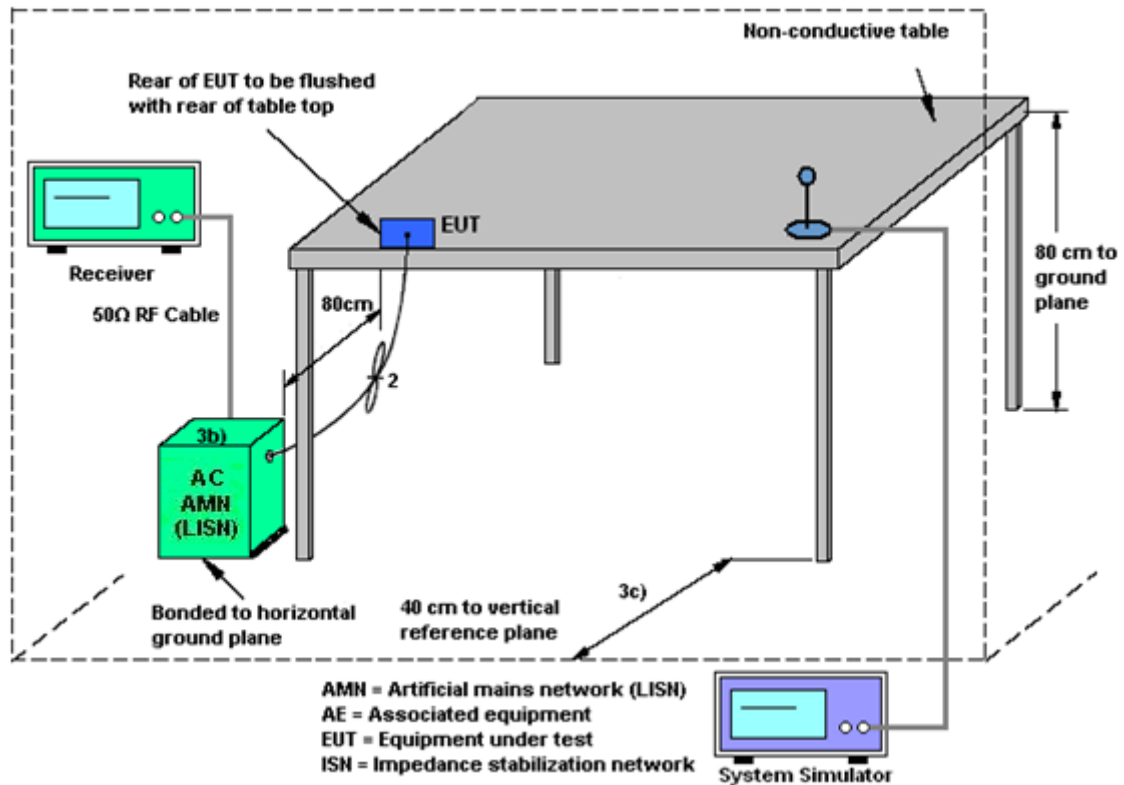
3.6.2 Measuring Instruments

The section 4.0 of List of Measuring Equipment of this test report is used for test.

3.6.3 Test Procedures

1. The EUT was placed 0.4 meter from the conducting wall of the shielding room was kept at least 80 centimeters from any other grounded conducting surface.
2. Connect EUT to the power mains through a line impedance stabilization network (LISN).
3. All the support units are connecting to the other LISN.
4. The LISN provides 50 ohm coupling impedance for the measuring instrument.
5. The FCC states that a 50 ohm, 50 microhenry LISN should be used.
6. Both sides of AC line were checked for maximum conducted interference.
7. The frequency range from 150 kHz to 30 MHz was searched.
8. Set the test-receiver system to Peak Detect Function and specified bandwidth (IF Bandwidth = 9kHz) with Maximum Hold Mode. Then measurement is also conducted by Average Detector and Quasi-Peak Detector Function respectively.

3.6.4 Test Setup



3.6.5 Test Result of AC Conducted Emission

Please refer to Appendix B.



3.7 Antenna Requirements

3.7.1 Standard Applicable

If directional gain of transmitting antennas is greater than 6dBi, the power shall be reduced by the same level in dB comparing to gain minus 6dBi. The use of a permanently attached antenna or of an antenna that uses a unique coupling to the intentional radiator shall be considered sufficient to comply with the rule.

3.7.2 Antenna Anti-Replacement Construction

An embedded-in antenna design is used.

3.7.3 Antenna Gain

The antenna peak gain of EUT is less than 6 dBi. Therefore, it is not necessary to reduce maximum peak output power limit.



4 List of Measuring Equipment

Instrument	Manufacturer	Model No.	Serial No.	Characteristics	Calibration Date	Test Date	Due Date	Remark
EMI Test Receiver	Keysight	N9038A	MY57290151	3Hz~8.5GHz;Max 30dBm	Jul. 04, 2024	Dec. 18, 2024	Jul. 03, 2025	Radiation (03CH08-KS)
EXA Spectrum Analyzer	Keysight	N9010B	MY57441079	10Hz~44GHz	Oct. 09, 2024	Dec. 18, 2024	Oct. 08, 2025	Radiation (03CH08-KS)
Loop Antenna	R&S	HFH2-Z2E	101125	9kHz~30MHz	Sep. 08, 2024	Dec. 18, 2024	Sep. 07, 2025	Radiation (03CH08-KS)
Bilog Antenna	TESEQ	CBL 6111D	59915	30MHz~1GHz	Aug. 18, 2024	Dec. 18, 2024	Aug.17, 2025	Radiation (03CH08-KS)
Double Ridge Horn Antenna	ETS-Lindgren	3117	00240138	1GHz~18GHz	Jul. 06, 2024	Dec. 18, 2024	Jul. 05, 2025	Radiation (03CH08-KS)
high gain Amplifier	EM	EM01G18GA	060890	1Ghz~18Ghz	Jul. 23, 2024	Dec. 18, 2024	Jul. 22, 2025	Radiation (03CH08-KS)
SHF-EHF Horn	Com-power	AH-840	101116	18GHz~40GHz	Oct. 22, 2024	Dec. 18, 2024	Oct. 21, 2025	Radiation (03CH08-KS)
Amplifier	SONOMA	310N	380826	9KHz~1GHz	Jul. 03, 2024	Dec. 18, 2024	Jul. 02, 2025	Radiation (03CH08-KS)
Amplifier	Keysight	83017A	MY53270417	500MHz~26.5GHz	Oct. 09, 2024	Dec. 18, 2024	Oct. 08, 2025	Radiation (03CH08-KS)
Amplifier	EM	EM18G40GGA	060737	18~40GHz	Jan. 03, 2024	Dec. 18, 2024	Jan. 02, 2025	Radiation (03CH08-KS)
AC Power Source	Chroma	61601	616010002473	N/A	NCR	Dec. 18, 2024	NCR	Radiation (03CH08-KS)
Turn Table	EM	EM 1000-T	N/A	0~360 degree	NCR	Dec. 18, 2024	NCR	Radiation (03CH08-KS)
Antenna Mast	EM	EM 1000-A	N/A	1 m~4 m	NCR	Dec. 18, 2024	NCR	Radiation (03CH08-KS)
Spectrum Analyzer	R&S	FSV40	101078	10Hz~40GHz	Apr. 09, 2024	Dec. 30, 2024~Jan. 23, 2025	Apr. 08, 2025	Conducted (TH01-SZ)
Pulse Power Sensor	Anritsu	MA2411B	1339473	30MHz~40GHz	Dec. 29, 2024	Dec. 30, 2024~Jan. 23, 2025	Dec. 28, 2025	Conducted (TH01-SZ)
Thermo meter	Anymetre	JR593	#7	- 10℃ ~ 50℃ 10%RH~99%RH	Apr. 09, 2024	Dec. 30, 2024~Jan. 23, 2025	Apr. 08, 2025	Conducted (TH01-SZ)
EMI Receiver	R&S	ESCI7	100768	9kHz~7GHz;	Apr. 18, 2024	Dec. 20, 2024	Apr. 17, 2025	Conduction (CO01-KS)
AC LISN (for auxiliary equipment)	MessTec	AN3016	060103	9kHz~30MHz	Aug. 20, 2024	Dec. 20, 2024	Aug. 19, 2025	Conduction (CO01-KS)
AC LISN	MessTec	AN3016	060105	9kHz~30MHz	Apr. 18, 2024	Dec. 20, 2024	Apr. 17, 2025	Conduction (CO01-KS)
AC Power Source	Chroma	61602	ABP000000811	AC 0V~300V, 45Hz~1000Hz	Oct. 09, 2024	Dec. 20, 2024	Oct. 08, 2025	Conduction (CO01-KS)

NCR: No Calibration Required

5 Measurement Uncertainty

The measurement uncertainties shown below were calculated in accordance with the requirements of ANSI 63.10-2013. All the measurement uncertainty value were shown with a coverage K=2 to indicate 95% level of confidence. The measurement data show herein meets or exceeds the CISPR measurement uncertainty values specified in CISPR 16-4-2 and can be compared directly to specified limit to determine compliance.

Uncertainty of Conducted Measurement

Test Item	Uncertainty
Conducted Spurious Emission & Bandedge	± 1.34 dB
Occupied Channel Bandwidth	± 0.012 MHz
Conducted Power	± 1.34 dB
Conducted Power Spectral Density	± 1.32 dB
Frequency	± 1.3 Hz

Uncertainty of AC Conducted Emission Measurement (0.15 MHz ~ 30 MHz)

Measuring Uncertainty for a Level of Confidence of 95% ($U = 2Uc(y)$)	2.84 dB
---	---------

Uncertainty of Radiated Emission Measurement (9 KHz ~ 30 MHz)

Measuring Uncertainty for a Level of Confidence of 95% ($U = 2Uc(y)$)	3.30 dB
---	---------

Uncertainty of Radiated Emission Measurement (30 MHz ~ 1000 MHz)

Measuring Uncertainty for a Level of Confidence of 95% ($U = 2Uc(y)$)	6.04 dB
---	---------

Uncertainty of Radiated Emission Measurement (1 GHz ~ 18 GHz)

Measuring Uncertainty for a Level of Confidence of 95% ($U = 2Uc(y)$)	5.26 dB
---	---------

Uncertainty of Radiated Emission Measurement (18 GHz ~ 40 GHz)

Measuring Uncertainty for a Level of Confidence of 95% ($U = 2Uc(y)$)	5.40 dB
---	---------

----- THE END -----



Appendix A. Conducted Test Results

Ambient Condition: 24-26 °C, 45-55 %RH

According Standard: ■Part15C

Test Date: 2024.12.30~2025.01.16Test Engineer: Chen ZhiQiang

DTS Bandwidth

Test Result

TestMode	Antenna	Freq(MHz)	DTS BW [MHz]	FL[MHz]	FH[MHz]	Limit[MHz]	Verdict
BLE_1M	Ant3	2402	0.69	2401.66	2402.35	0.5	PASS
		2440	0.70	2439.65	2440.35	0.5	PASS
		2480	0.69	2479.66	2480.35	0.5	PASS
BLE_2M	Ant3	2404	1.16	2403.42	2404.58	0.5	PASS
		2440	1.16	2439.42	2440.58	0.5	PASS
		2478	1.16	2477.42	2478.58	0.5	PASS



Test Graphs









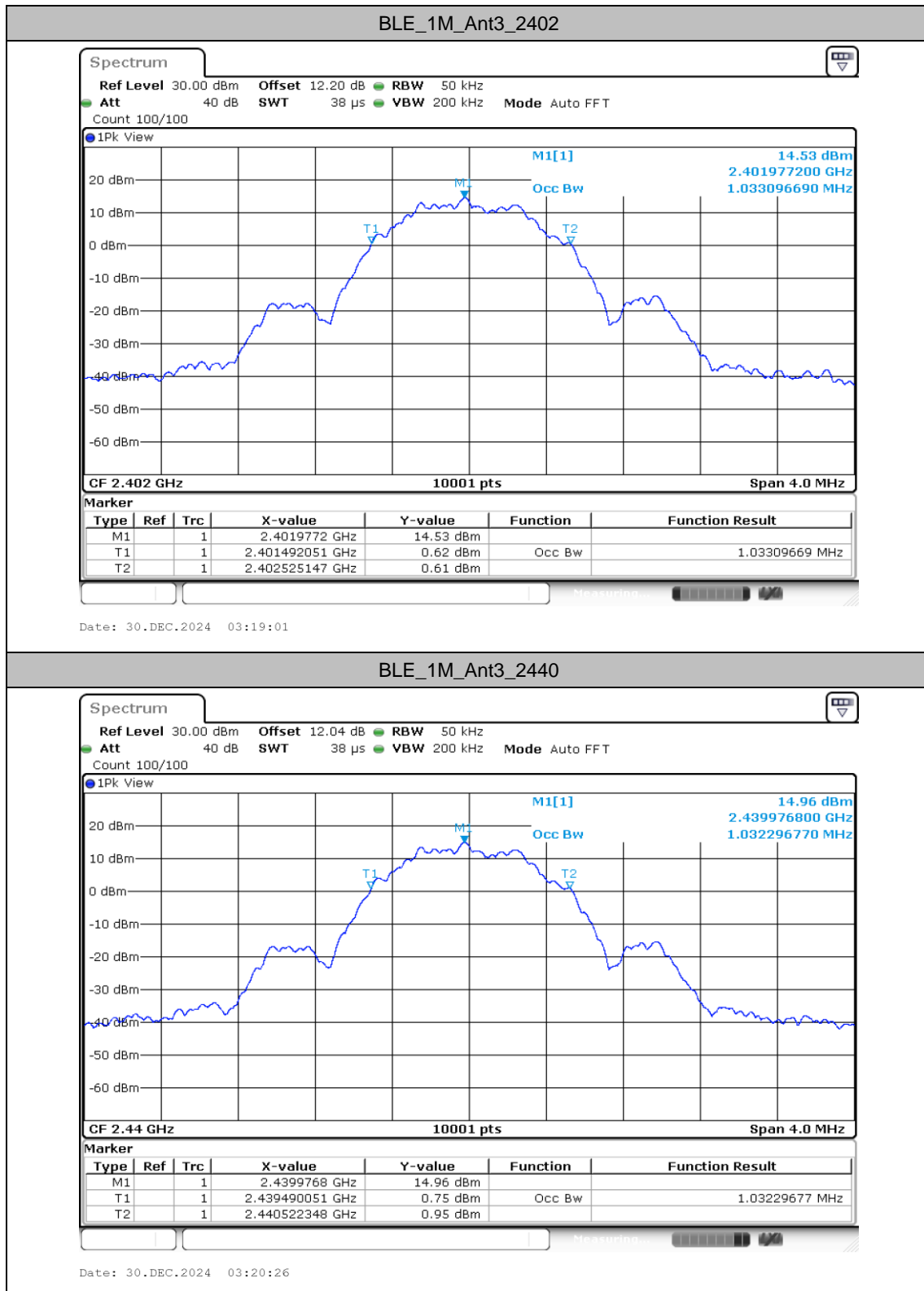
Occupied Channel Bandwidth

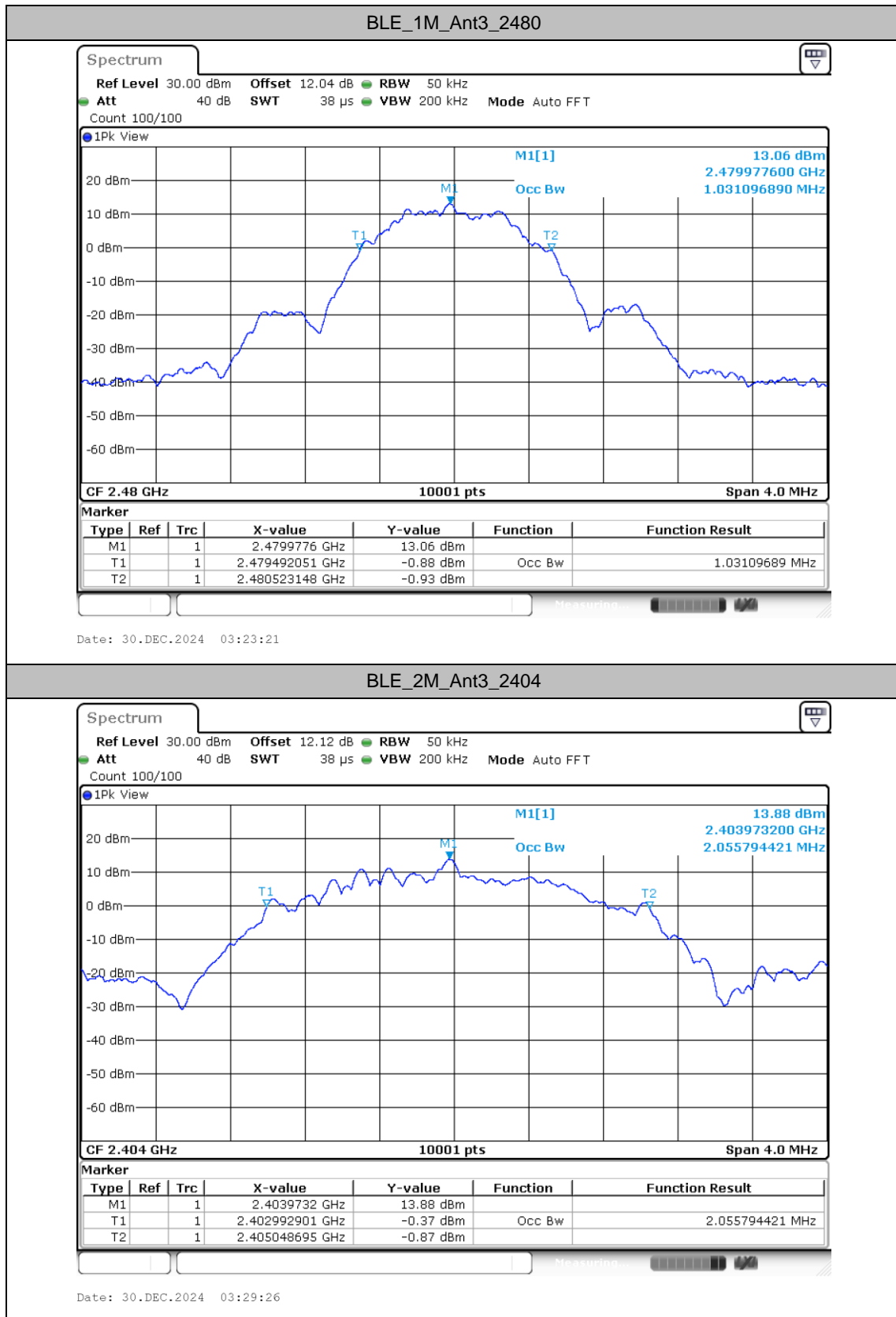
Test Result

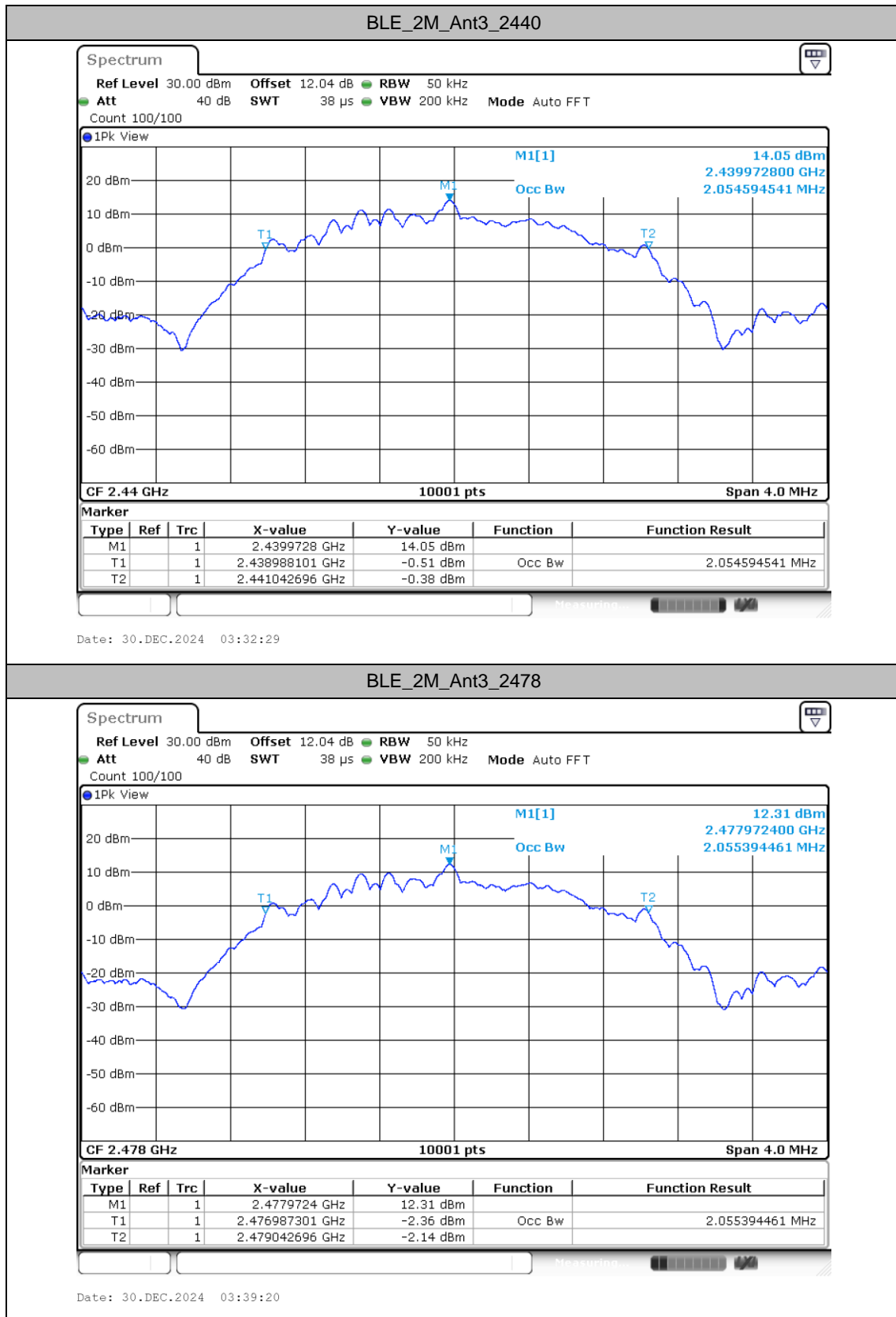
TestMode	Antenna	Freq(MHz)	OCB [MHz]	FL[MHz]	FH[MHz]
BLE_1M	Ant3	2402	1.033	2401.4921	2402.5251
		2440	1.032	2439.4901	2440.5223
		2480	1.031	2479.4921	2480.5231
BLE_2M	Ant3	2404	2.056	2402.9929	2405.0487
		2440	2.055	2438.9881	2441.0427
		2478	2.055	2476.9873	2479.0427



Test Graphs









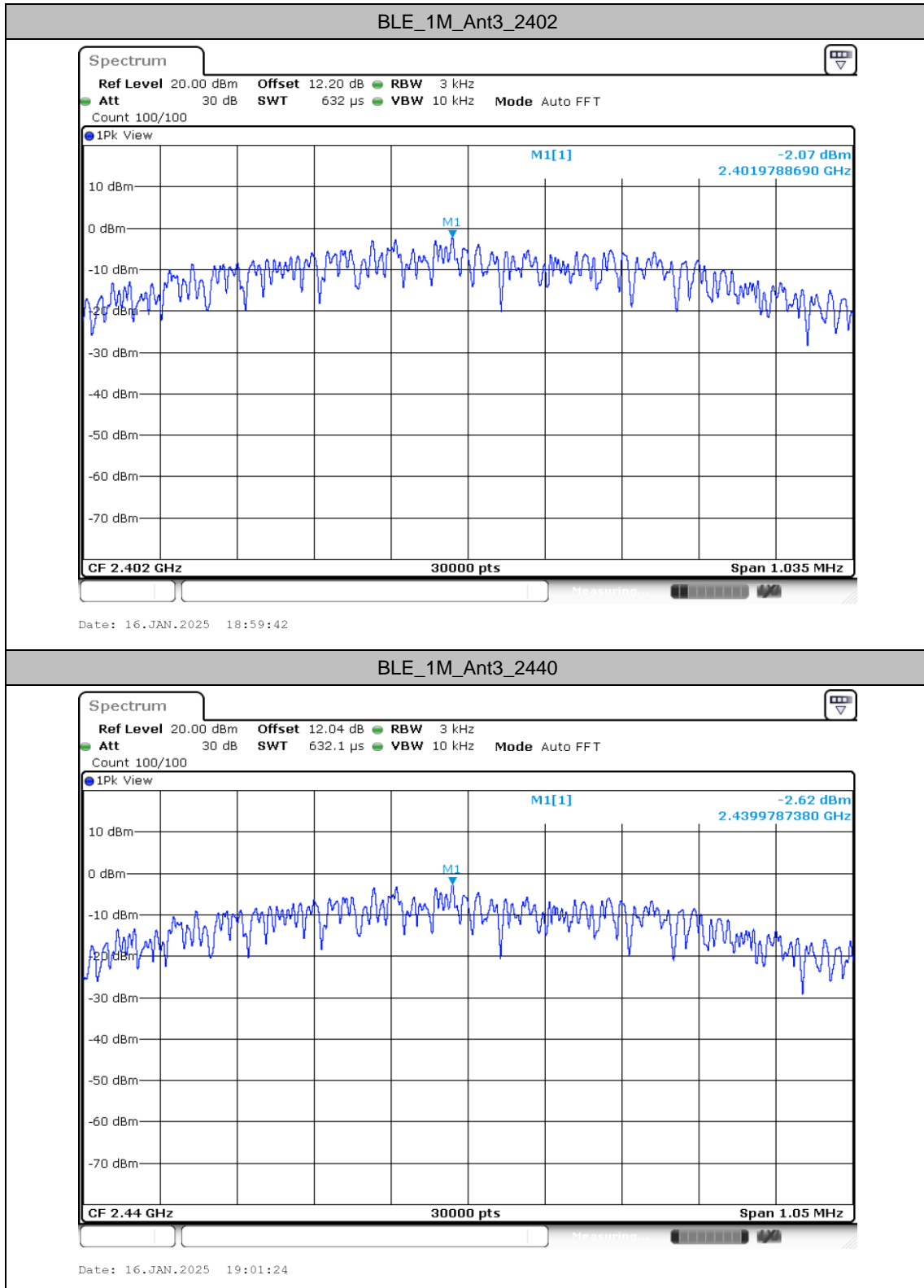
Maximum power spectral density

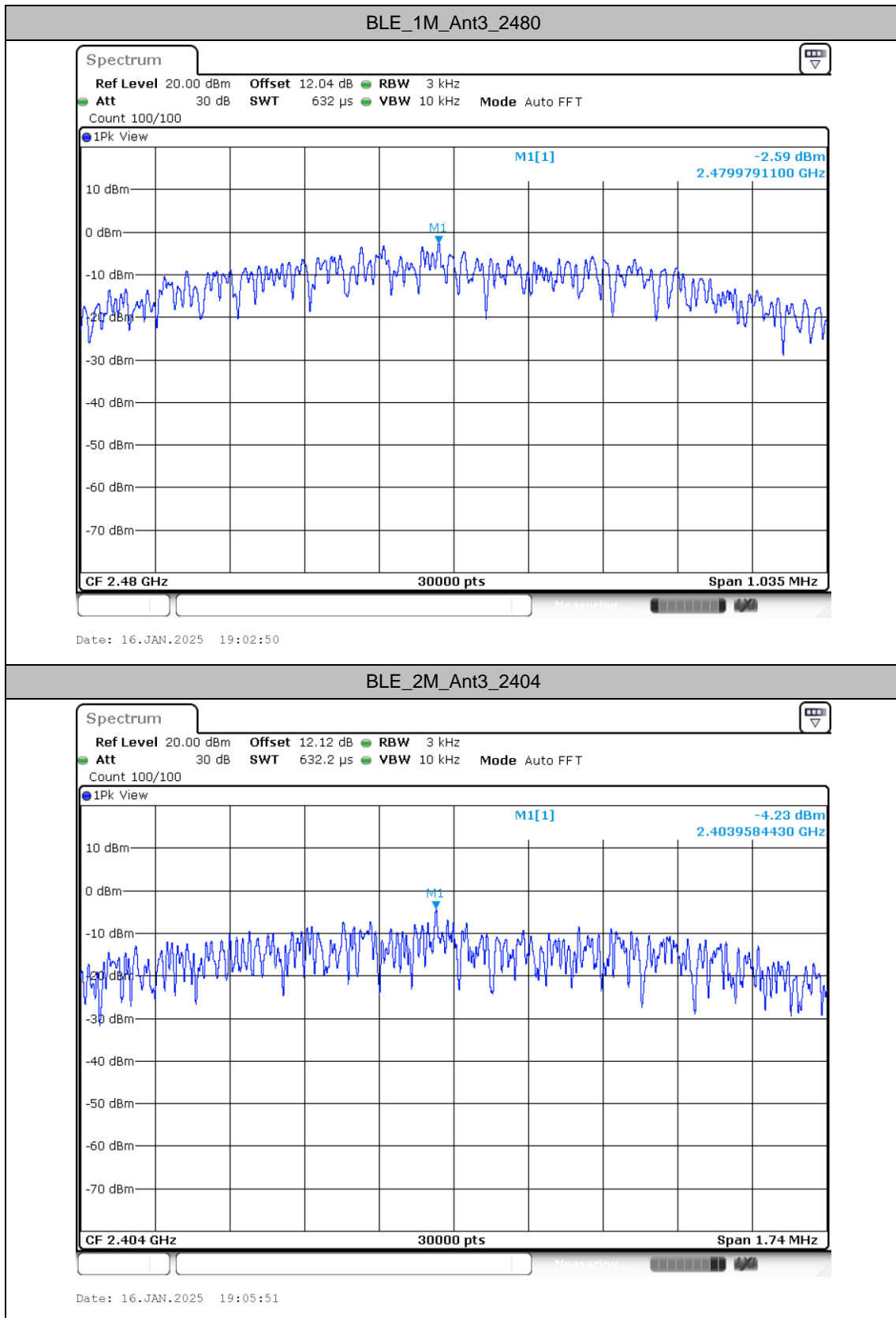
Test Result

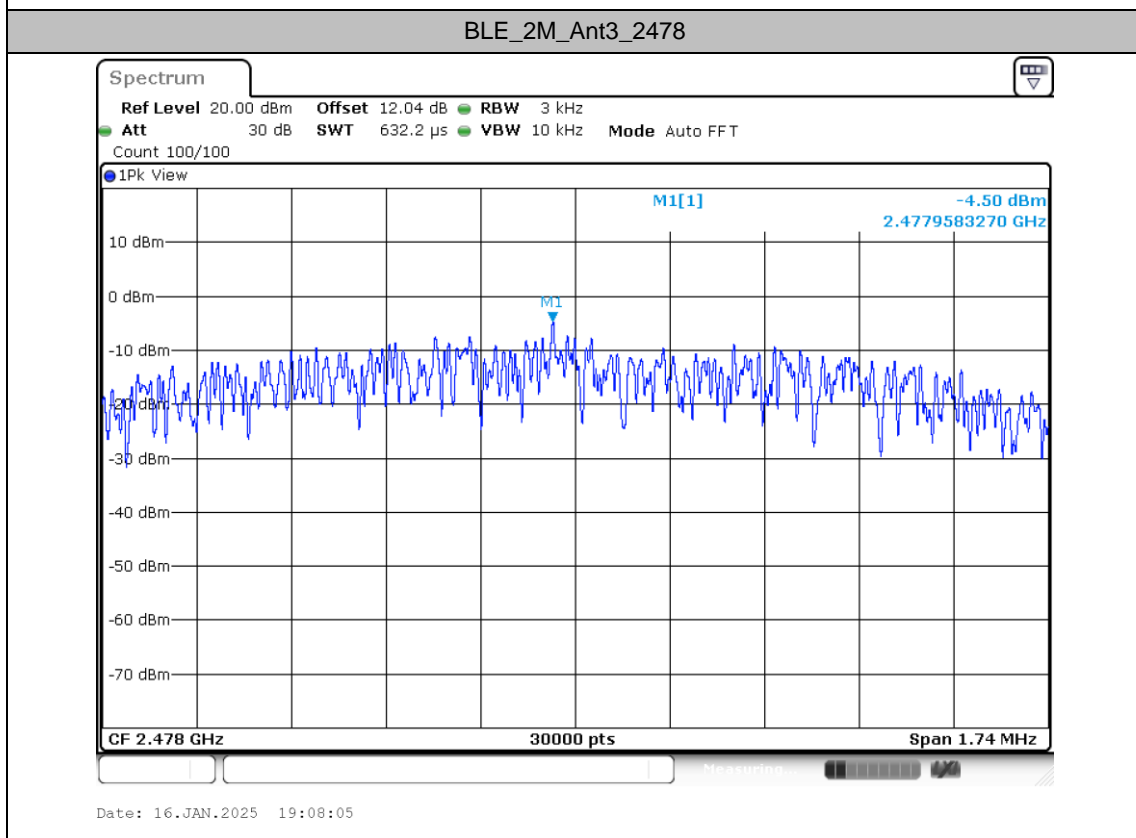
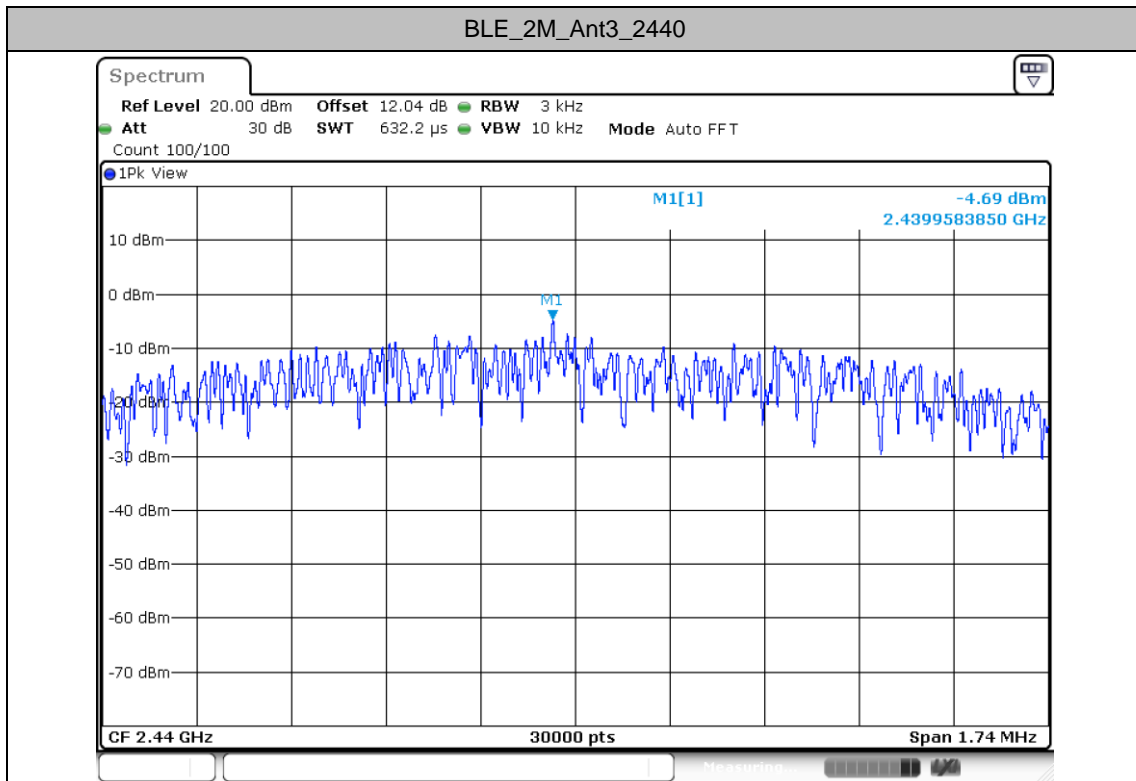
TestMode	Antenna	Freq(MHz)	Result[dBm/3kHz]	Limit[dBm/3kHz]	Verdict
BLE_1M	Ant3	2402	-2.07	≤8.00	PASS
		2440	-2.62	≤8.00	PASS
		2480	-2.59	≤8.00	PASS
BLE_2M	Ant3	2404	-4.23	≤8.00	PASS
		2440	-4.69	≤8.00	PASS
		2478	-4.50	≤8.00	PASS



Test Graphs









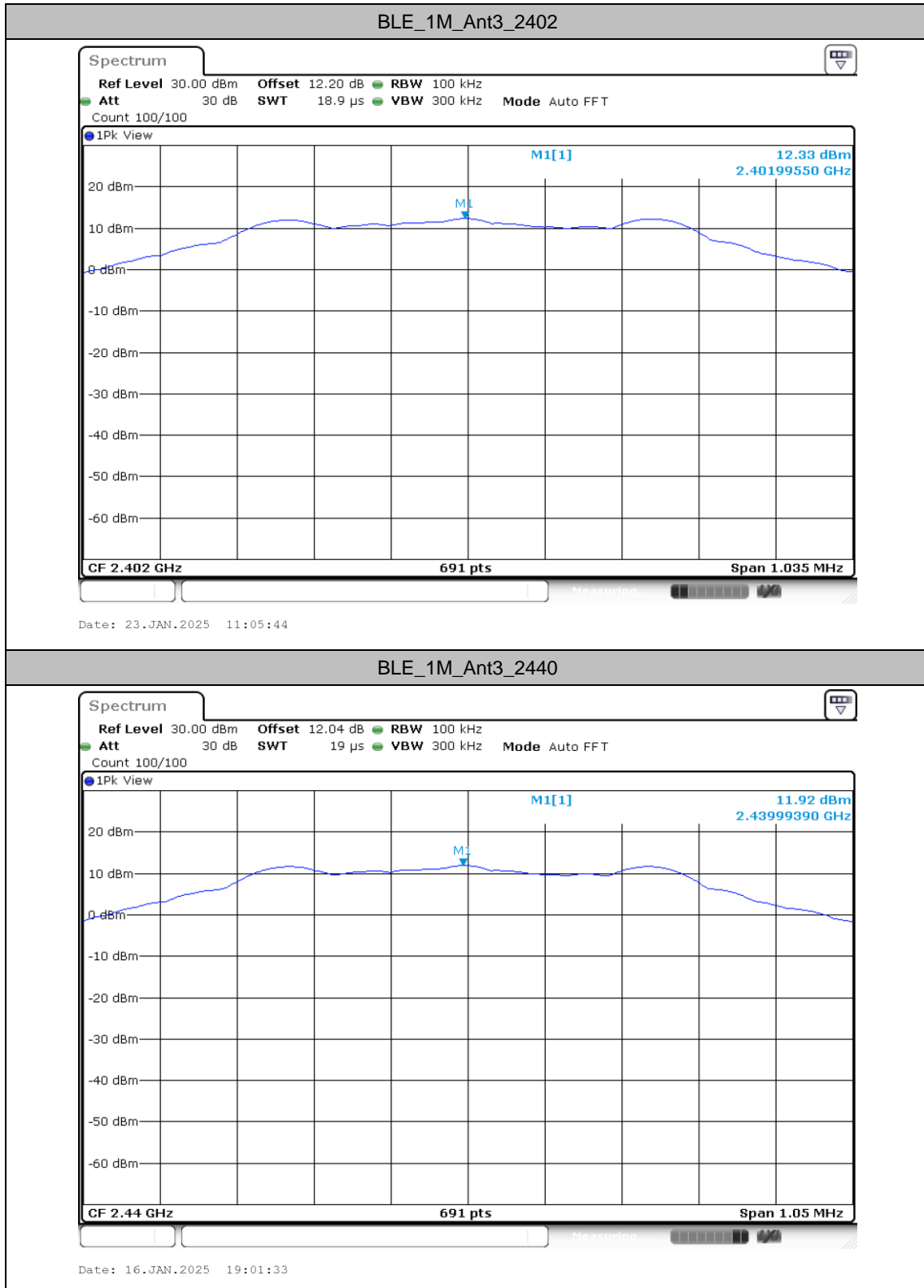
Reference level measurement

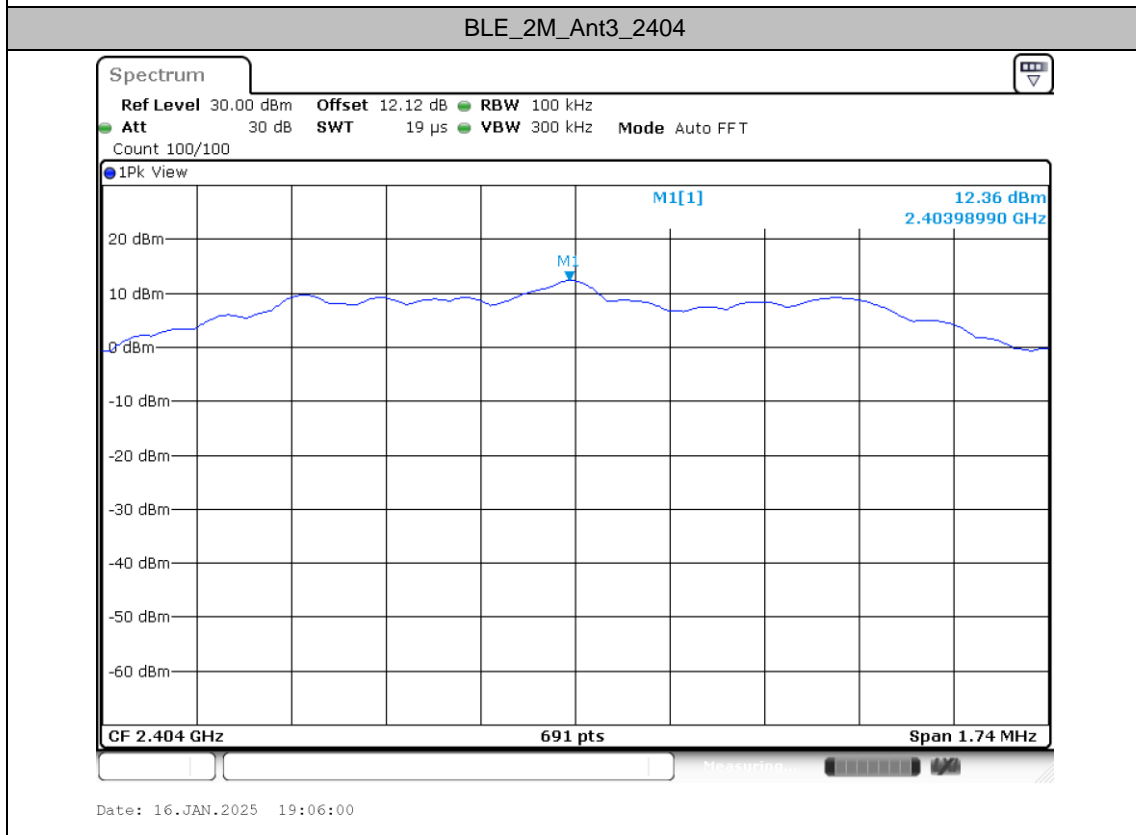
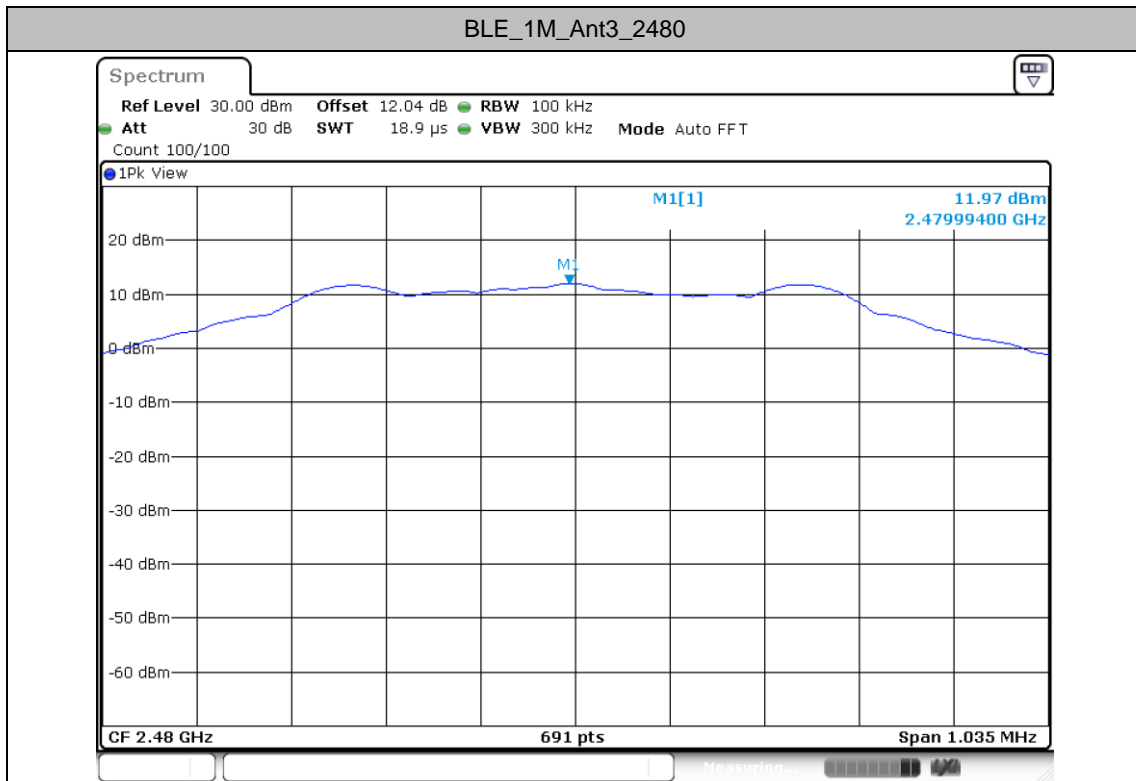
Test Result

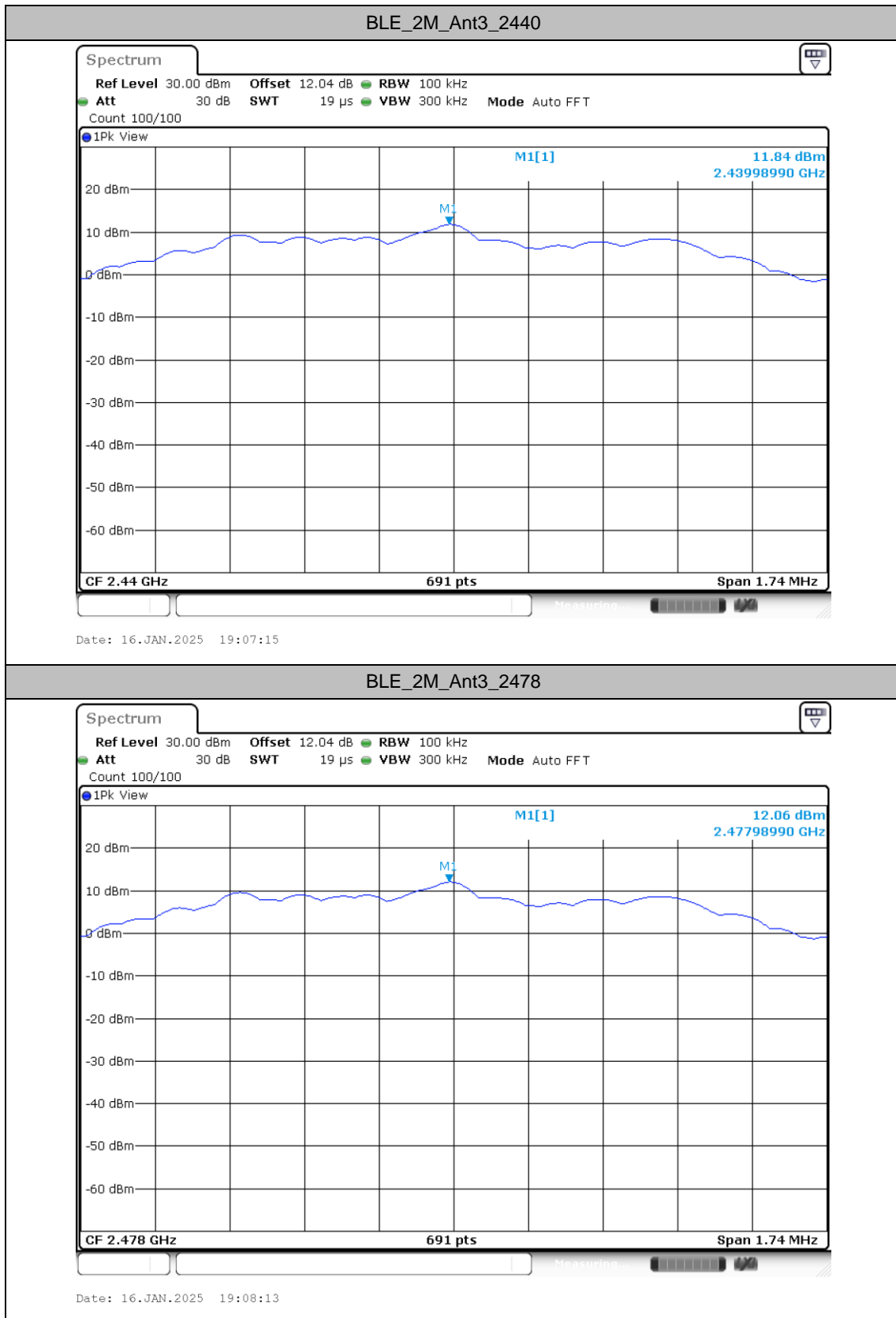
TestMode	Antenna	Freq(MHz)	Max.Point[MHz]	Result[dBm/100KHz]
BLE_1M	Ant3	2402	2402.00	12.33
		2440	2439.99	11.92
		2480	2479.99	11.97
BLE_2M	Ant3	2404	2403.99	12.36
		2440	2439.99	11.84
		2478	2477.99	12.06



Test Graphs









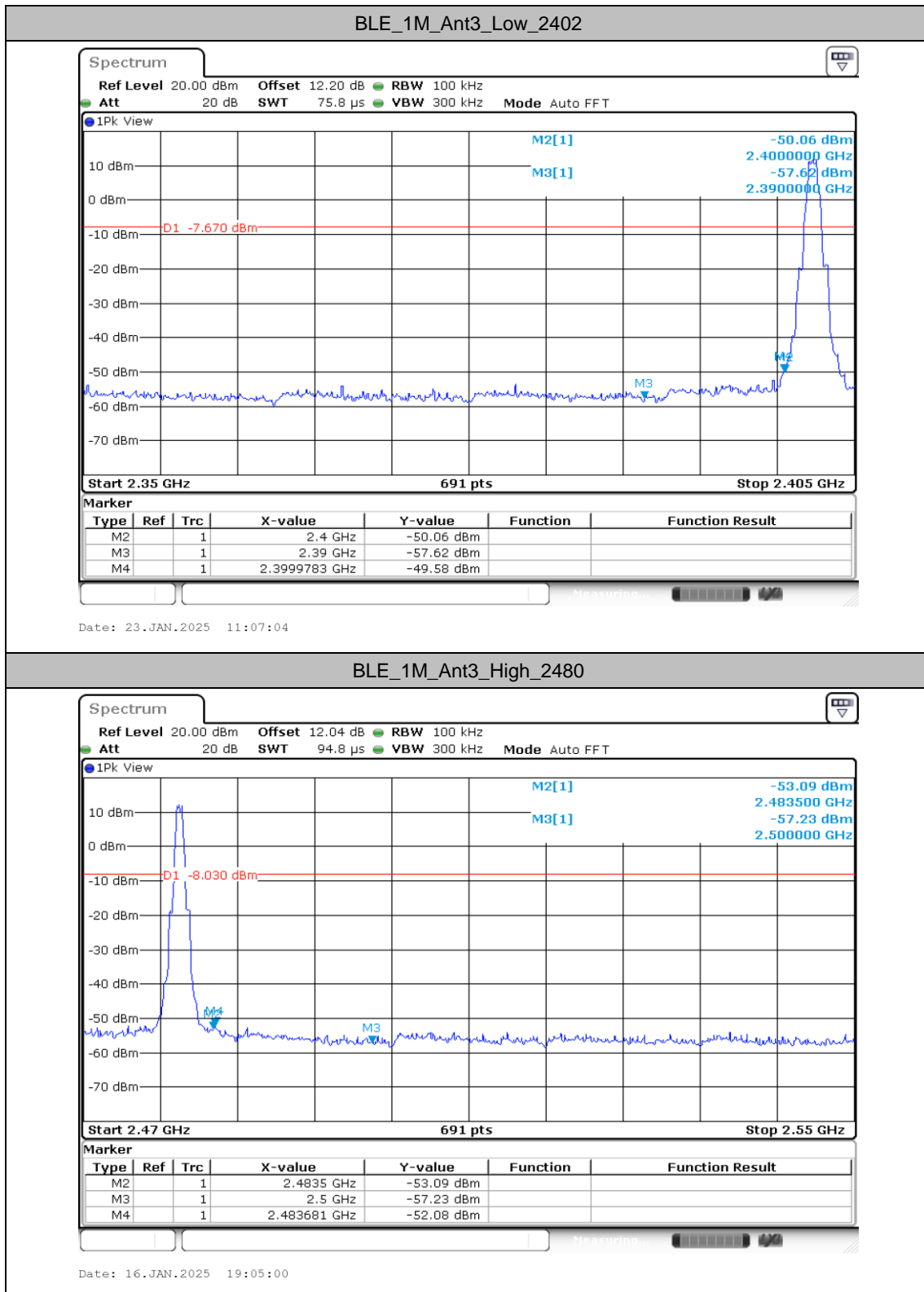
Band edge measurements

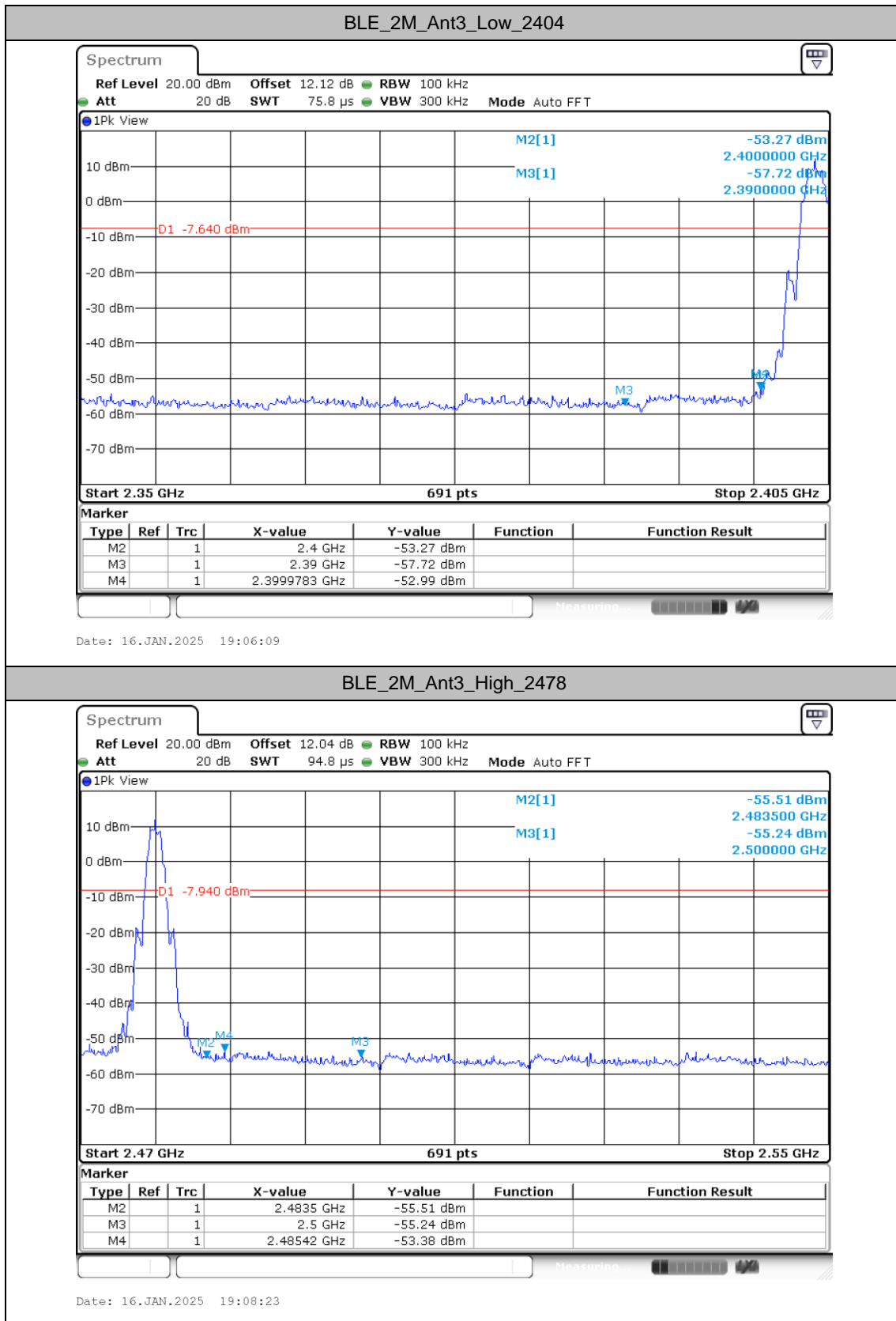
Test Result

TestModel	Antenna	Channel Name	Freq(MHz)	RefLevel[dBm/100KHz]	Result[dBm/100KHz]	Limit[dBm/100KHz]	Verdict
BLE_1M	Ant3	Low	2402	12.33	-49.58	≤ -7.67	PASS
		High	2480	11.97	-52.08	≤ -8.03	PASS
BLE_2M	Ant3	Low	2404	12.36	-52.99	≤ -7.64	PASS
		High	2478	12.06	-53.38	≤ -7.94	PASS



Test Graphs







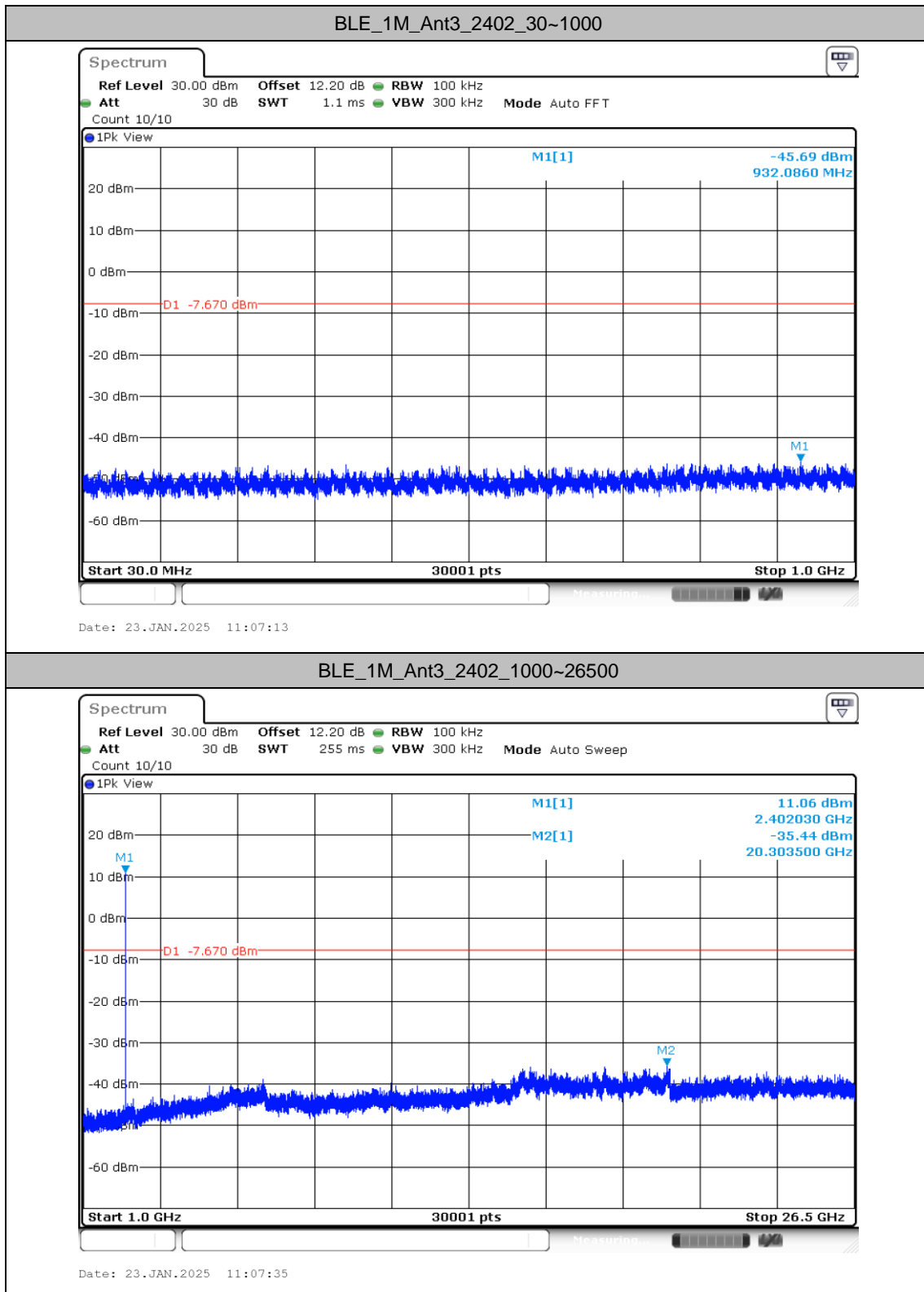
Conducted Spurious Emission

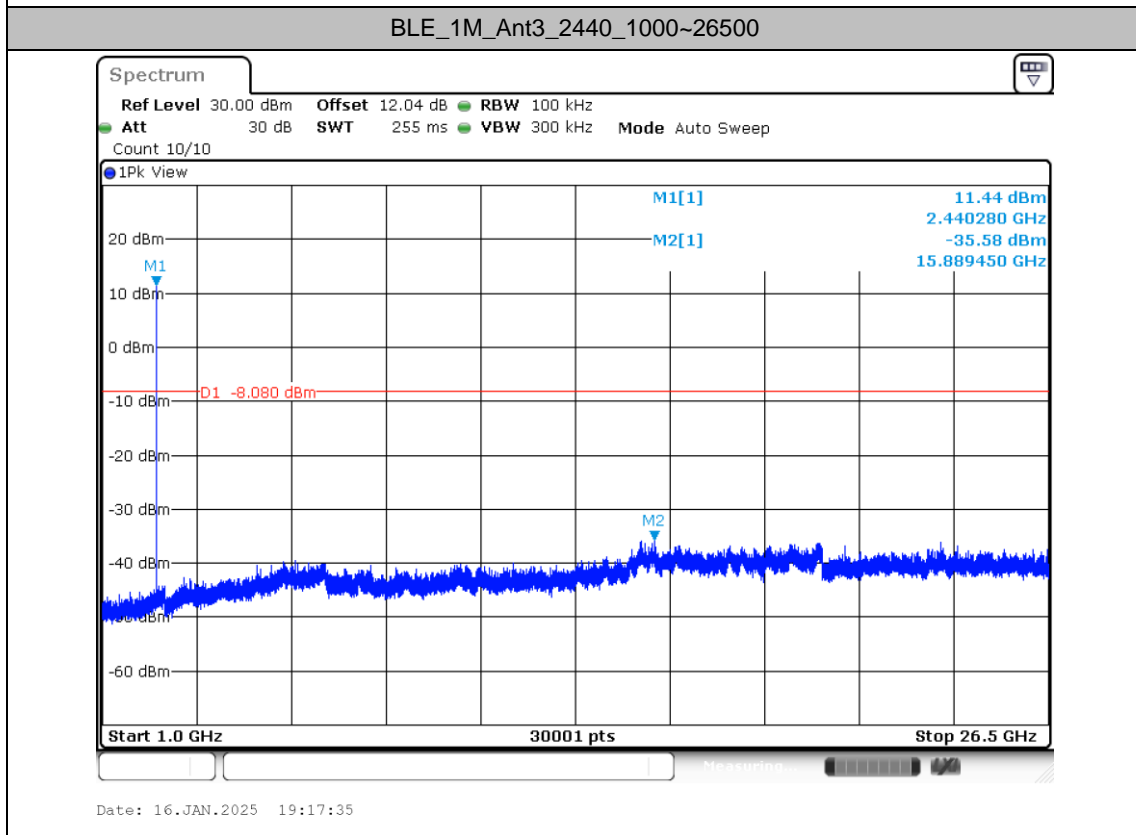
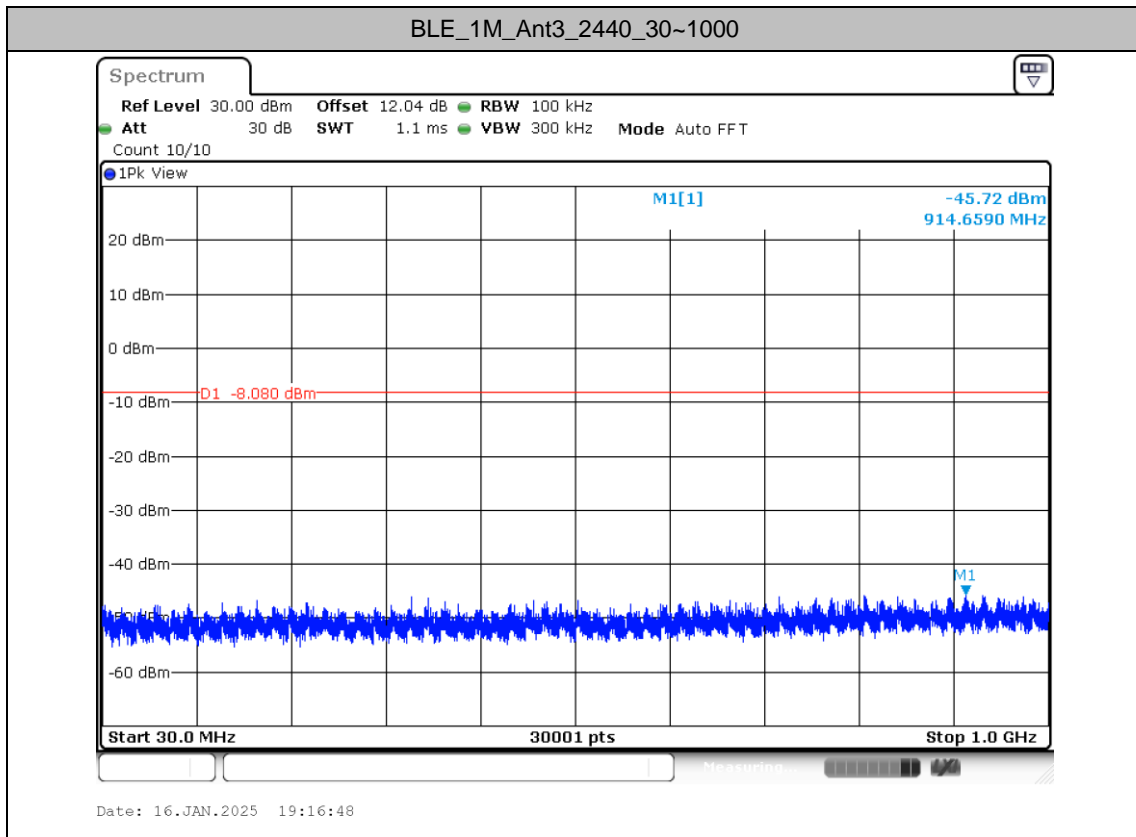
Test Result

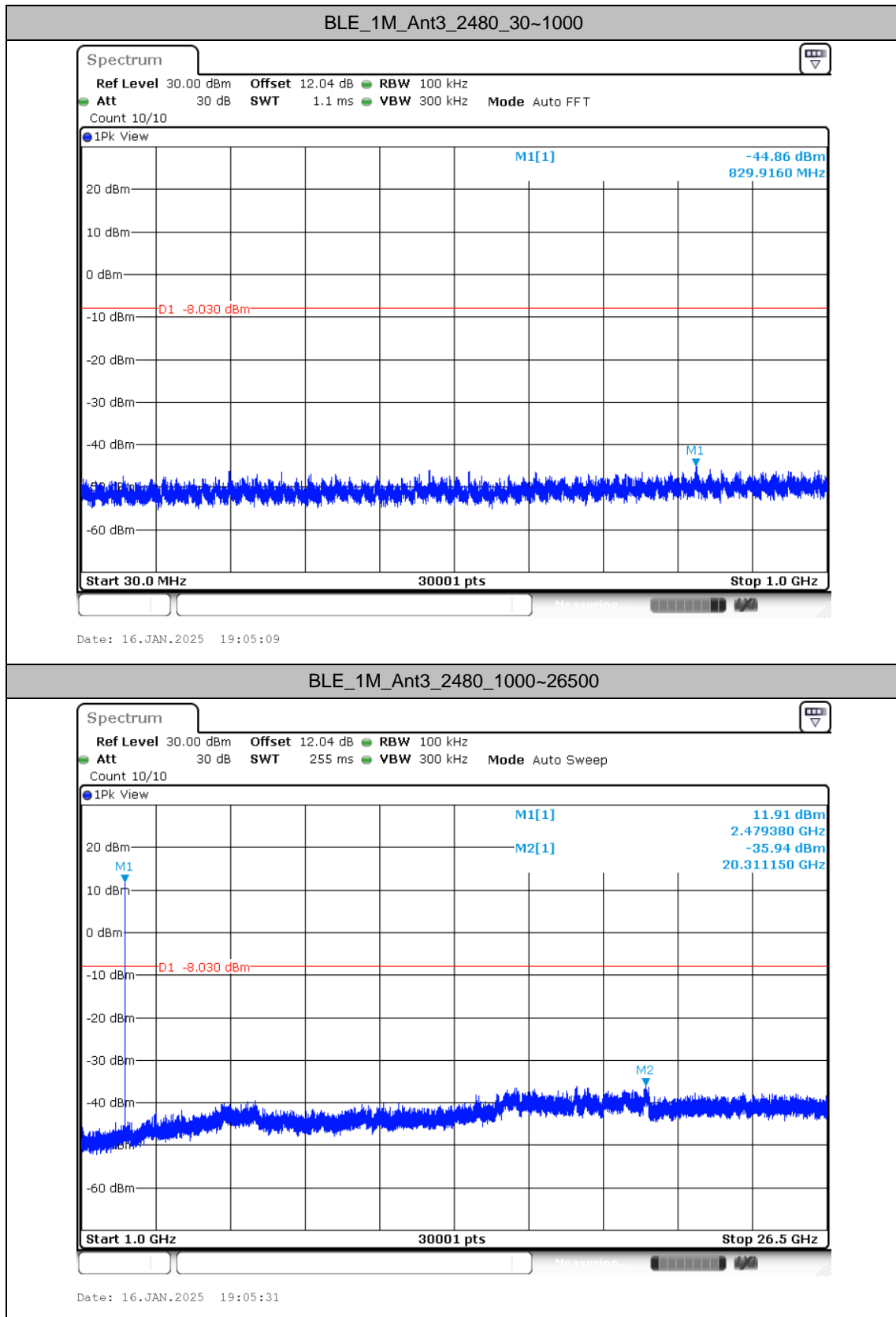
TestMode	Antenna	Freq(MHz)	FreqRange [MHz]	RefLevel [dBm/100KHz]	Result [dBm/100KHz]	Limit [dBm/100KHz]	Verdict
BLE_1M	Ant3	2402	30~1000	12.33	-45.69	≤-7.67	PASS
			1000~26500	12.33	-35.44	≤-7.67	PASS
		2440	30~1000	11.92	-45.72	≤-8.08	PASS
			1000~26500	11.92	-35.58	≤-8.08	PASS
		2480	30~1000	11.97	-44.86	≤-8.03	PASS
			1000~26500	11.97	-35.94	≤-8.03	PASS
BLE_2M	Ant3	2404	30~1000	12.36	-45.01	≤-7.64	PASS
			1000~26500	12.36	-35.36	≤-7.64	PASS
		2440	30~1000	11.84	-45.61	≤-8.16	PASS
			1000~26500	11.84	-35.26	≤-8.16	PASS
		2478	30~1000	12.06	-45.05	≤-7.94	PASS
			1000~26500	12.06	-34.87	≤-7.94	PASS

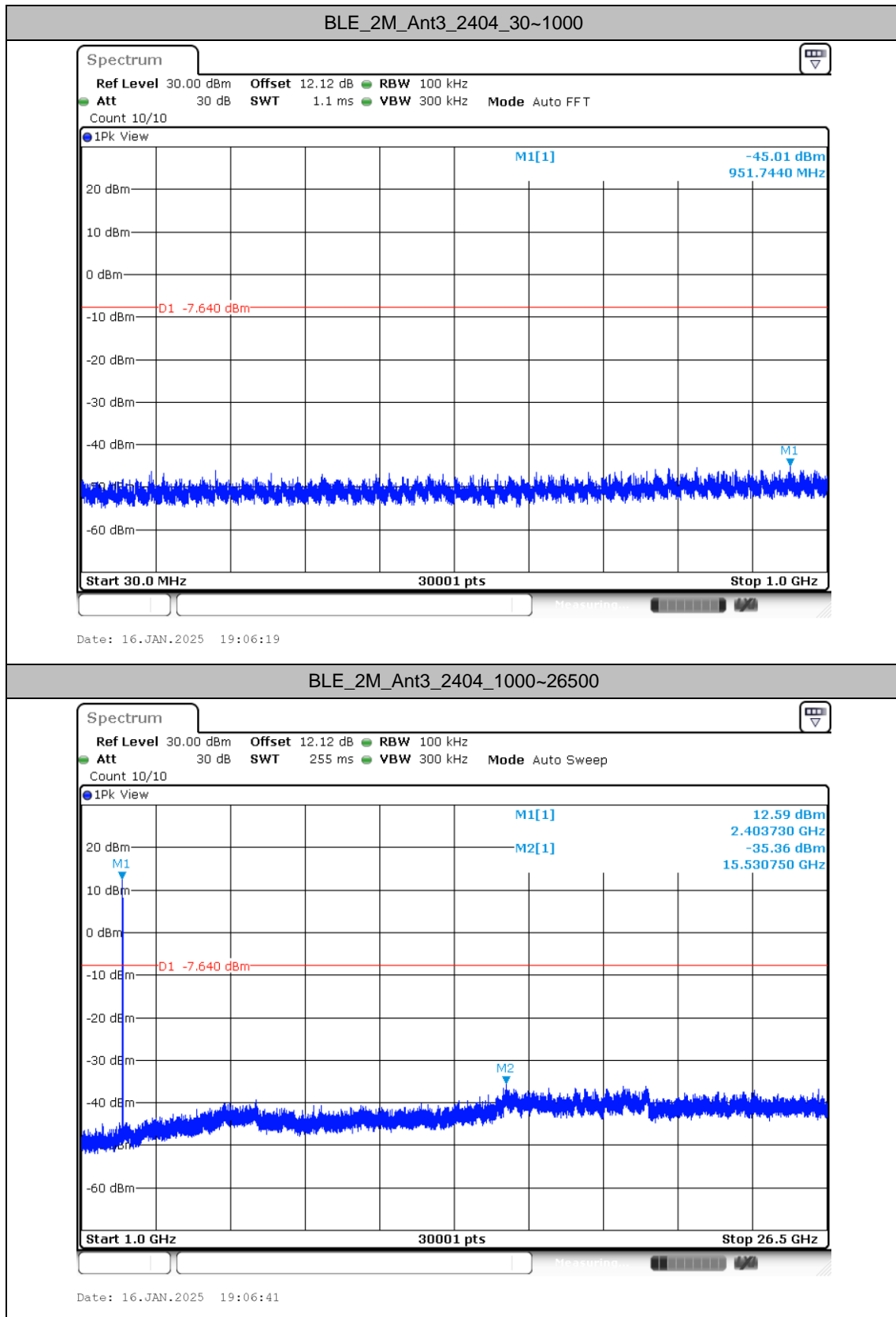


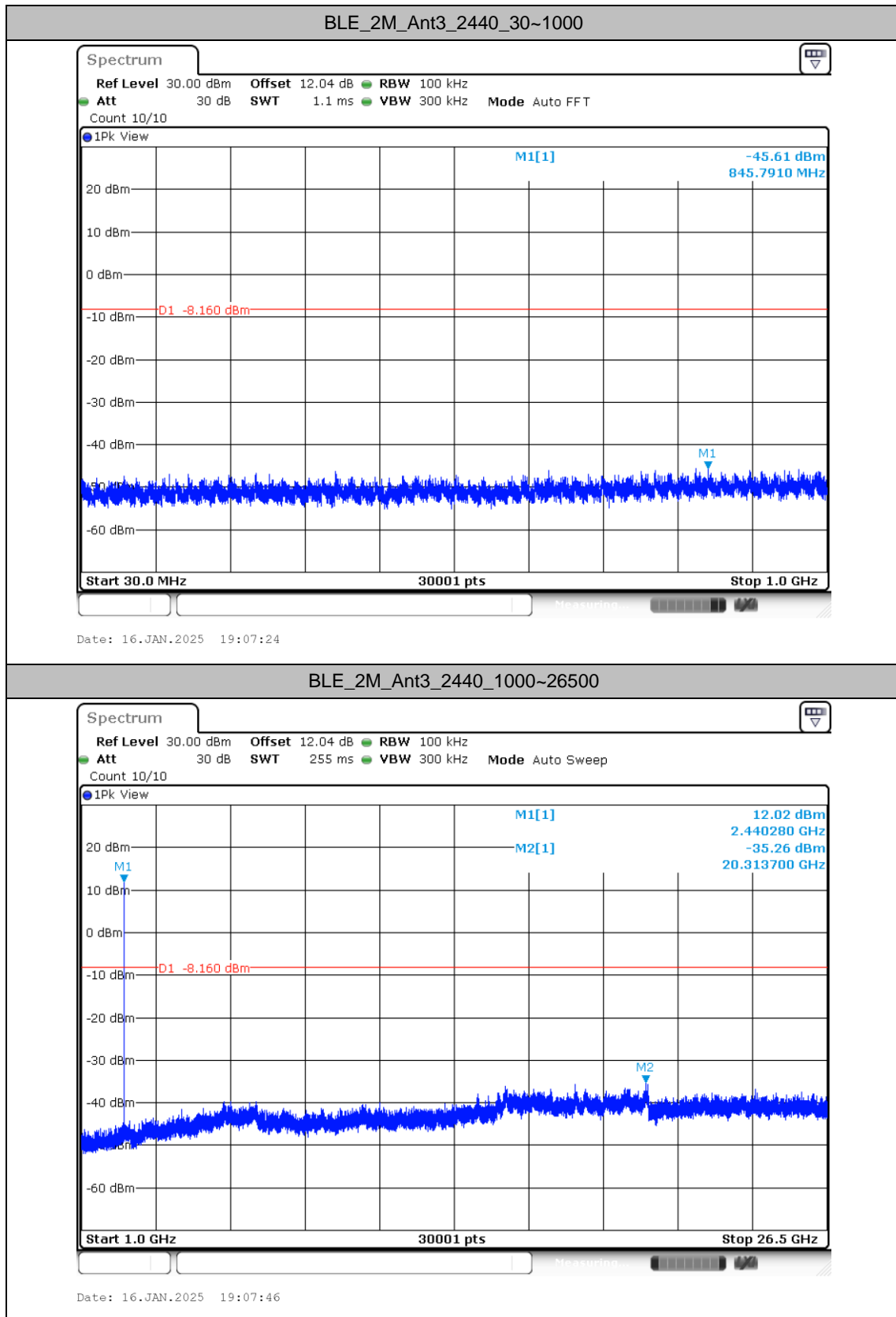
Test Graphs

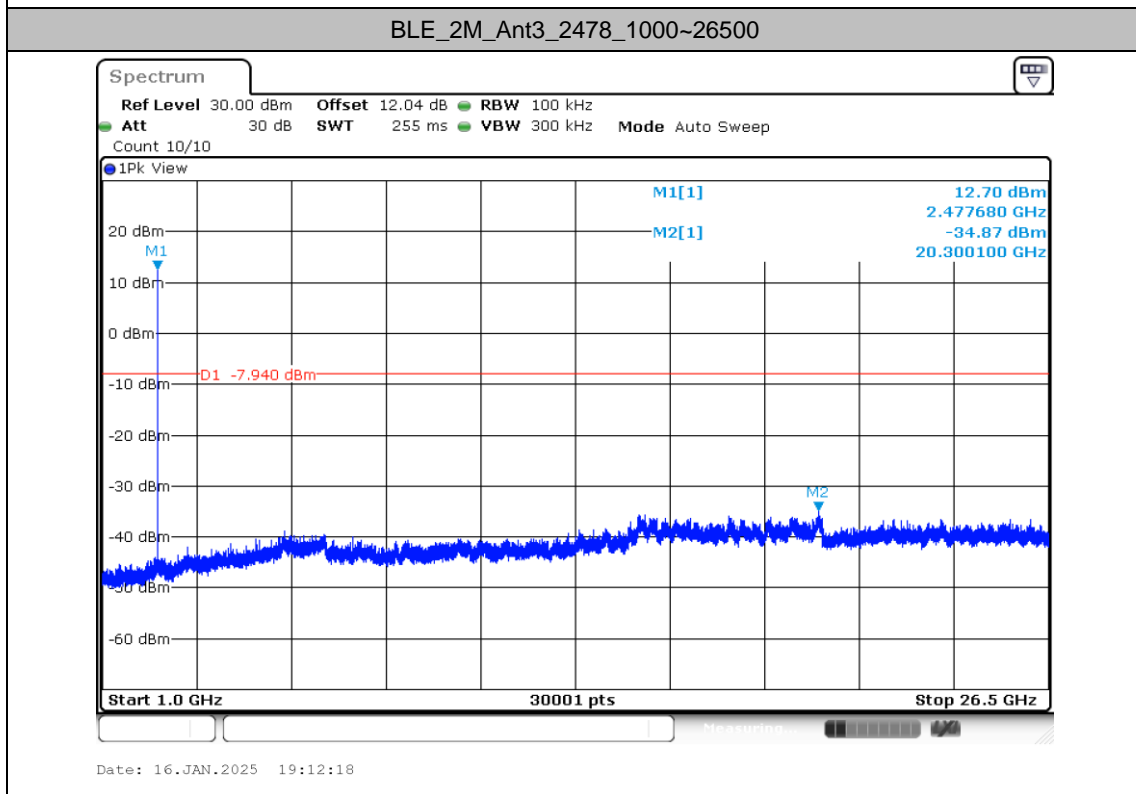
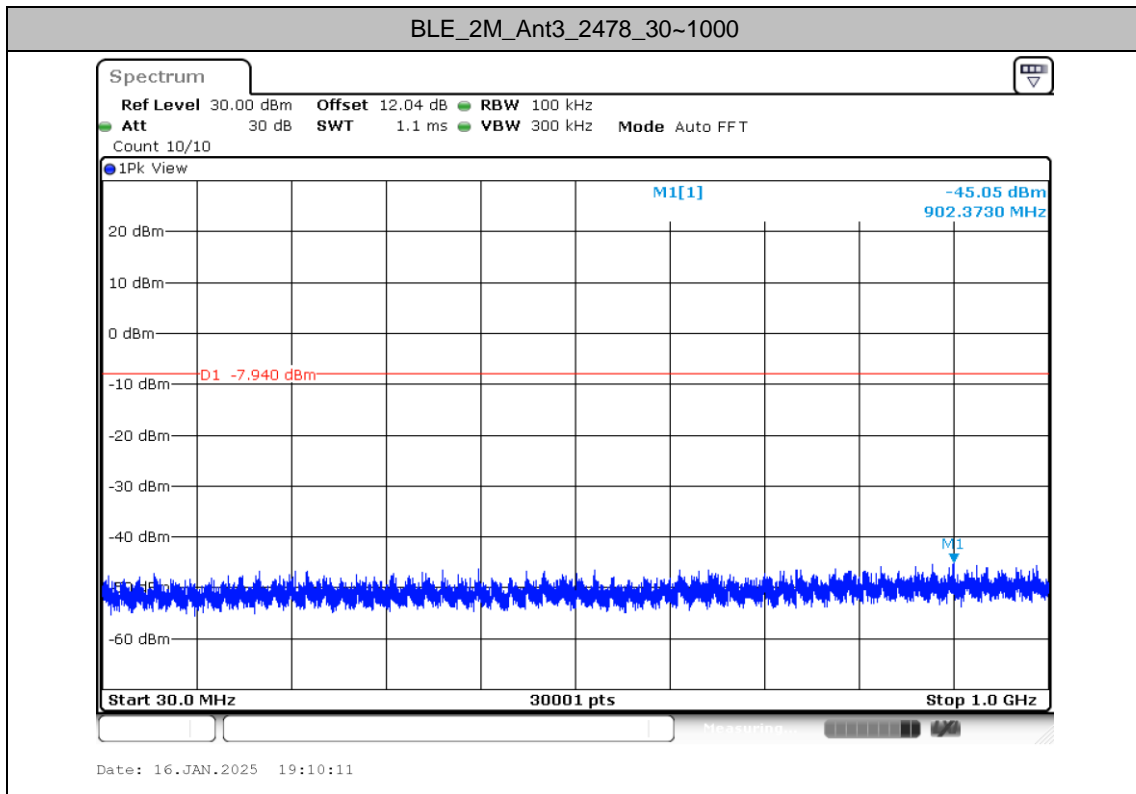






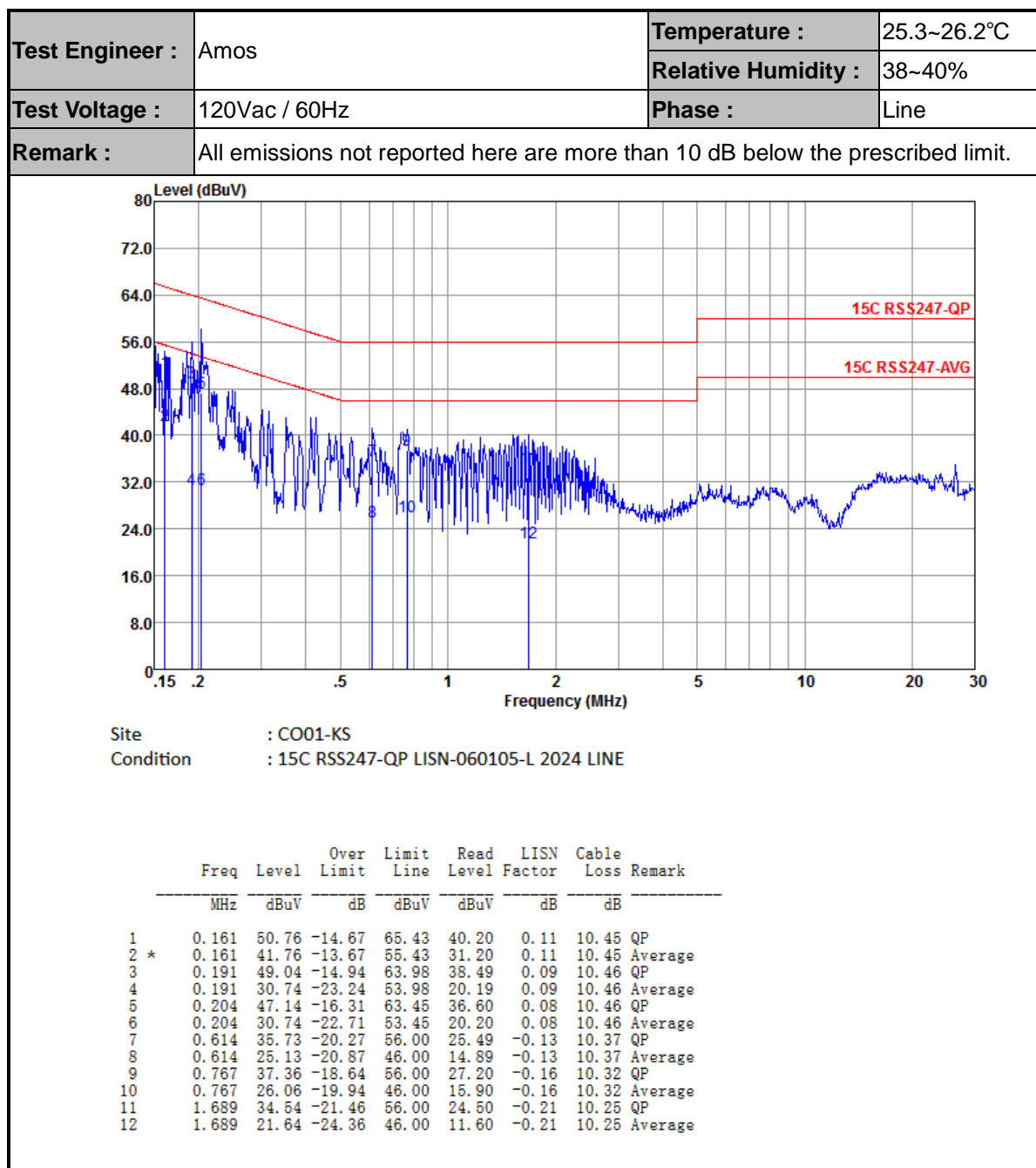






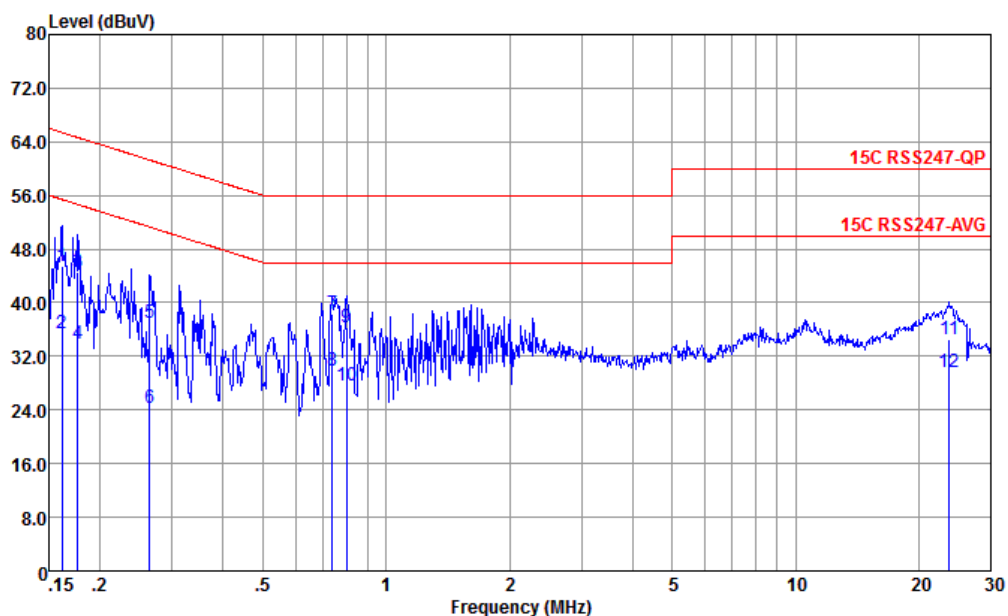


Appendix B. AC Conducted Emission Test Results





Test Engineer :	Amos	Temperature :	25.3~26.2°C
		Relative Humidity :	38~40%
Test Voltage :	120Vac / 60Hz	Phase :	Neutral
Remark :	All emissions not reported here are more than 10 dB below the prescribed limit.		



Site : CO01-KS
Condition : 15C RSS247-QP LISN-060105-N 2024 NEUTRAL

	Freq	Level	Over	Limit	Read	LISN	Cable	Remark
	MHz	dBuV	Limit	Line	Level	Factor	Loss	
			dB	dBuV	dBuV	dB	dB	
1	0.162	45.38	-20.00	65.38	34.81	0.12	10.45	QP
2	0.162	35.48	-19.90	55.38	24.91	0.12	10.45	Average
3	0.177	44.48	-20.16	64.64	33.89	0.13	10.46	QP
4	0.177	33.78	-20.86	54.64	23.19	0.13	10.46	Average
5	0.264	36.93	-24.36	61.29	26.51	-0.05	10.47	QP
6	0.264	24.33	-26.96	51.29	13.91	-0.05	10.47	Average
7	0.739	38.36	-17.64	56.00	28.20	-0.17	10.33	QP
8 *	0.739	29.76	-16.24	46.00	19.60	-0.17	10.33	Average
9	0.800	36.34	-19.66	56.00	26.20	-0.17	10.31	QP
10	0.800	27.64	-18.36	46.00	17.50	-0.17	10.31	Average
11	23.762	34.55	-25.45	60.00	24.60	-0.47	10.42	QP
12	23.762	29.55	-20.45	50.00	19.60	-0.47	10.42	Average

Note:

1. $\text{Level(dB}\mu\text{V)} = \text{Read Level(dB}\mu\text{V)} + \text{LISN Factor(dB)} + \text{Cable Loss(dB)}$
2. $\text{Over Limit(dB)} = \text{Level(dB}\mu\text{V)} - \text{Limit Line(dB}\mu\text{V)}$



Appendix C Radiated Spurious Emission Test Data

Test Engineer :	Koi Ji	Relative Humidity :	51~53%
		Temperature :	21.2~22.5°C

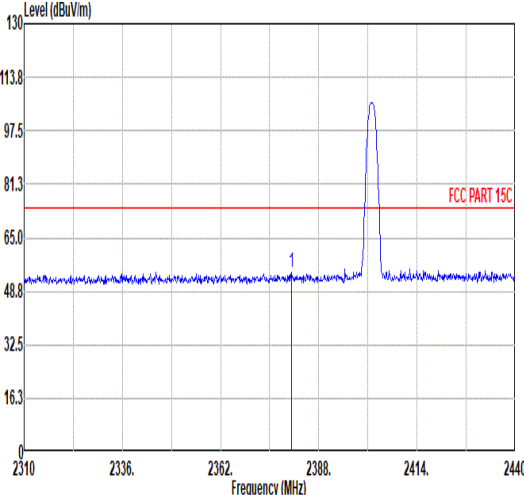
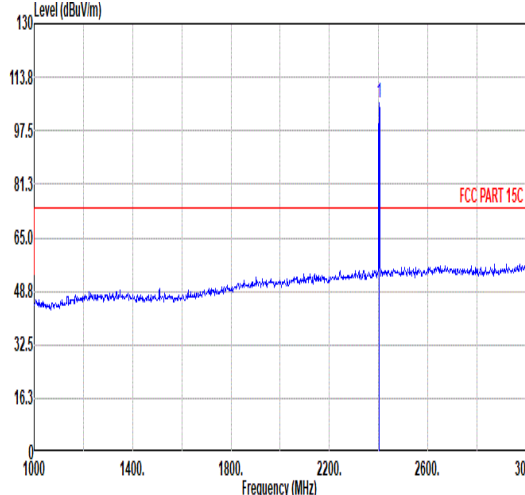
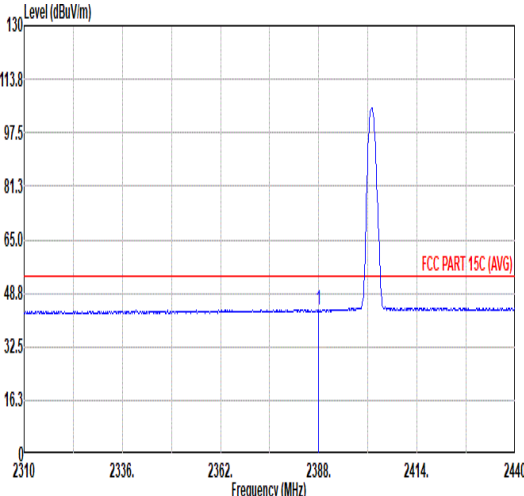
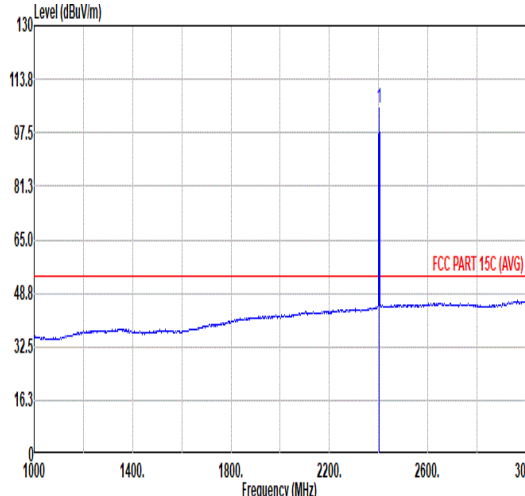
Radiated Spurious Emission Test Modes

Mode	Band (MHz)	Antenna	Modulation	Channel	Frequency	Data Rate	RU	Remark
Mode 1	2400-2483.5	3	Bluetooth-LE_GFSK	00	2402	1Mbps	-	-
Mode 2	2400-2483.5	3	Bluetooth-LE_GFSK	19	2440	1Mbps	-	-
Mode 3	2400-2483.5	3	Bluetooth-LE_GFSK	39	2480	1Mbps	-	-
Mode 4	2400-2483.5	3	Bluetooth-LE_GFSK	01	2404	2Mbps	-	-
Mode 5	2400-2483.5	3	Bluetooth-LE_GFSK	19	2440	2Mbps	-	-
Mode 6	2400-2483.5	3	Bluetooth-LE_GFSK	38	2478	2Mbps	-	-

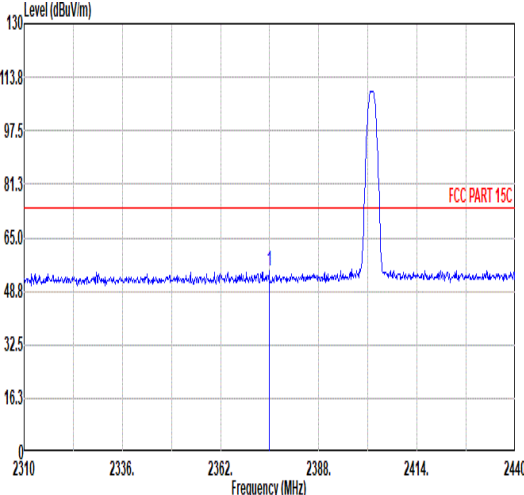
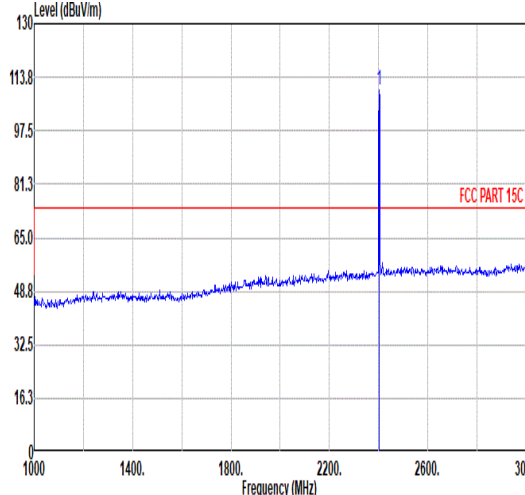
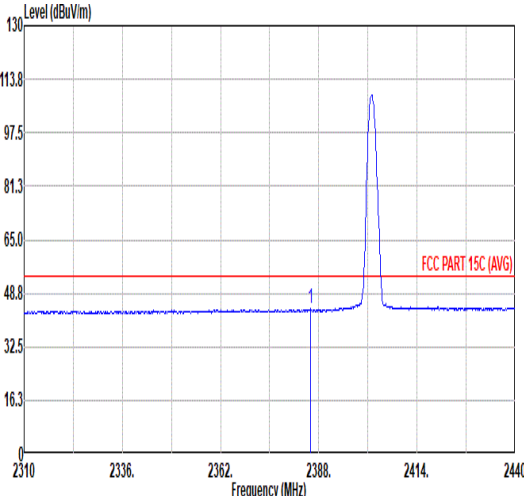
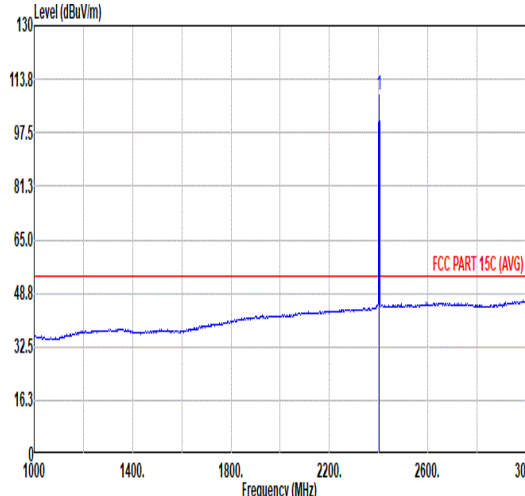
Summary of each worse mode

Mode	Modulation	Ch.	Freq. (MHz)	Level (dBuV/m)	Limit (dBuV/m)	Margin (dB)	Pol.	Peak Avg.	Result	Remark
1	Bluetooth-LE_GFSK	00	2385.79	43.93	54.00	-10.07	V	AVERAGE	Pass	Band Edge
1	Bluetooth-LE_GFSK	00	4804.00	46.68	54.00	-7.32	V	AVERAGE	Pass	Harmonic
2	Bluetooth-LE_GFSK	19	-	-	-	-	-	-	-	Band Edge
2	Bluetooth-LE_GFSK	19	4880.00	50.59	54.00	-3.41	V	AVERAGE	Pass	Harmonic
3	Bluetooth-LE_GFSK	39	2483.80	44.92	54.00	-9.08	V	AVERAGE	Pass	Band Edge
3	Bluetooth-LE_GFSK	39	7440.00	43.46	74.00	-30.54	H	PEAK	Pass	Harmonic
4	Bluetooth-LE_GFSK	01	2379.42	44.77	54.00	-9.23	V	AVERAGE	Pass	Band Edge
4	Bluetooth-LE_GFSK	01	4808.00	45.57	54.00	-8.43	V	AVERAGE	Pass	Harmonic
5	Bluetooth-LE_GFSK	19	-	-	-	-	-	-	-	Band Edge
5	Bluetooth-LE_GFSK	19	4880.00	47.00	54.00	-7.00	V	AVERAGE	Pass	Harmonic
6	Bluetooth-LE_GFSK	38	2486.80	45.36	54.00	-8.64	V	AVERAGE	Pass	Band Edge
6	Bluetooth-LE_GFSK	38	4956.00	48.06	54.00	-5.94	V	AVERAGE	Pass	Harmonic



Mode	1																																																																																							
	Band Edge																																																																																							
	2400-2483.5_Bluetooth-LE_GFSK_CH00_2402MHz																																																																																							
ANT	3																																																																																							
Pol.	Horizontal	Fundamental																																																																																						
Peak	<div><table><tr><th></th><th>Limit</th><th>Read</th><th>Ant</th><th>Cable</th><th>Preamp</th><th>Aux</th><th>APos</th><th>TPos</th><th></th></tr><tr><th>Freq</th><th>Level</th><th>Line</th><th>Margin</th><th>Level</th><th>Factor</th><th>Loss</th><th>Factor</th><th>Factor</th><th>Remark</th></tr><tr><th></th><th>MHz</th><th>dBuV/m</th><th>dBuV/m</th><th>dB</th><th>dBuV</th><th>dB/m</th><th>dB</th><th>dB</th><th>cm</th><th>deg</th></tr><tr><td>1</td><td>2388.72</td><td>54.35</td><td>74.00</td><td>-19.65</td><td>38.92</td><td>32.08</td><td>8.04</td><td>30.69</td><td>6.00</td><td>100</td><td>54 PEAK</td></tr></table></div>		Limit	Read	Ant	Cable	Preamp	Aux	APos	TPos		Freq	Level	Line	Margin	Level	Factor	Loss	Factor	Factor	Remark		MHz	dBuV/m	dBuV/m	dB	dBuV	dB/m	dB	dB	cm	deg	1	2388.72	54.35	74.00	-19.65	38.92	32.08	8.04	30.69	6.00	100	54 PEAK	<div><table><tr><th></th><th>Limit</th><th>Read</th><th>Ant</th><th>Cable</th><th>Preamp</th><th>Aux</th><th>APos</th><th>TPos</th><th></th></tr><tr><th>Freq</th><th>Level</th><th>Line</th><th>Margin</th><th>Level</th><th>Factor</th><th>Loss</th><th>Factor</th><th>Factor</th><th>Remark</th></tr><tr><th></th><th>MHz</th><th>dBuV/m</th><th>dBuV/m</th><th>dB</th><th>dBuV</th><th>dB/m</th><th>dB</th><th>dB</th><th>cm</th><th>deg</th></tr><tr><td>1</td><td>2402.00</td><td>106.05</td><td>-----</td><td>-----</td><td>90.46</td><td>32.20</td><td>8.07</td><td>30.68</td><td>6.00</td><td>100</td><td>54 PEAK</td></tr></table></div>		Limit	Read	Ant	Cable	Preamp	Aux	APos	TPos		Freq	Level	Line	Margin	Level	Factor	Loss	Factor	Factor	Remark		MHz	dBuV/m	dBuV/m	dB	dBuV	dB/m	dB	dB	cm	deg	1	2402.00	106.05	-----	-----	90.46	32.20	8.07	30.68	6.00	100	54 PEAK
		Limit	Read	Ant	Cable	Preamp	Aux	APos	TPos																																																																															
Freq	Level	Line	Margin	Level	Factor	Loss	Factor	Factor	Remark																																																																															
	MHz	dBuV/m	dBuV/m	dB	dBuV	dB/m	dB	dB	cm	deg																																																																														
1	2388.72	54.35	74.00	-19.65	38.92	32.08	8.04	30.69	6.00	100	54 PEAK																																																																													
	Limit	Read	Ant	Cable	Preamp	Aux	APos	TPos																																																																																
Freq	Level	Line	Margin	Level	Factor	Loss	Factor	Factor	Remark																																																																															
	MHz	dBuV/m	dBuV/m	dB	dBuV	dB/m	dB	dB	cm	deg																																																																														
1	2402.00	106.05	-----	-----	90.46	32.20	8.07	30.68	6.00	100	54 PEAK																																																																													
Avg	<div><table><tr><th></th><th>Limit</th><th>Read</th><th>Ant</th><th>Cable</th><th>Preamp</th><th>Aux</th><th>APos</th><th>TPos</th><th></th></tr><tr><th>Freq</th><th>Level</th><th>Line</th><th>Margin</th><th>Level</th><th>Factor</th><th>Loss</th><th>Factor</th><th>Factor</th><th>Remark</th></tr><tr><th></th><th>MHz</th><th>dBuV/m</th><th>dBuV/m</th><th>dB</th><th>dBuV</th><th>dB/m</th><th>dB</th><th>dB</th><th>cm</th><th>deg</th></tr><tr><td>1</td><td>2388.00</td><td>43.82</td><td>54.00</td><td>-10.18</td><td>28.33</td><td>32.13</td><td>8.05</td><td>30.69</td><td>6.00</td><td>100</td><td>54 AVERAGE</td></tr></table></div>		Limit	Read	Ant	Cable	Preamp	Aux	APos	TPos		Freq	Level	Line	Margin	Level	Factor	Loss	Factor	Factor	Remark		MHz	dBuV/m	dBuV/m	dB	dBuV	dB/m	dB	dB	cm	deg	1	2388.00	43.82	54.00	-10.18	28.33	32.13	8.05	30.69	6.00	100	54 AVERAGE	<div><table><tr><th></th><th>Limit</th><th>Read</th><th>Ant</th><th>Cable</th><th>Preamp</th><th>Aux</th><th>APos</th><th>TPos</th><th></th></tr><tr><th>Freq</th><th>Level</th><th>Line</th><th>Margin</th><th>Level</th><th>Factor</th><th>Loss</th><th>Factor</th><th>Factor</th><th>Remark</th></tr><tr><th></th><th>MHz</th><th>dBuV/m</th><th>dBuV/m</th><th>dB</th><th>dBuV</th><th>dB/m</th><th>dB</th><th>dB</th><th>cm</th><th>deg</th></tr><tr><td>1</td><td>2402.00</td><td>104.95</td><td>-----</td><td>-----</td><td>89.36</td><td>32.20</td><td>8.07</td><td>30.68</td><td>6.00</td><td>100</td><td>54 AVERAGE</td></tr></table></div>		Limit	Read	Ant	Cable	Preamp	Aux	APos	TPos		Freq	Level	Line	Margin	Level	Factor	Loss	Factor	Factor	Remark		MHz	dBuV/m	dBuV/m	dB	dBuV	dB/m	dB	dB	cm	deg	1	2402.00	104.95	-----	-----	89.36	32.20	8.07	30.68	6.00	100	54 AVERAGE
		Limit	Read	Ant	Cable	Preamp	Aux	APos	TPos																																																																															
Freq	Level	Line	Margin	Level	Factor	Loss	Factor	Factor	Remark																																																																															
	MHz	dBuV/m	dBuV/m	dB	dBuV	dB/m	dB	dB	cm	deg																																																																														
1	2388.00	43.82	54.00	-10.18	28.33	32.13	8.05	30.69	6.00	100	54 AVERAGE																																																																													
	Limit	Read	Ant	Cable	Preamp	Aux	APos	TPos																																																																																
Freq	Level	Line	Margin	Level	Factor	Loss	Factor	Factor	Remark																																																																															
	MHz	dBuV/m	dBuV/m	dB	dBuV	dB/m	dB	dB	cm	deg																																																																														
1	2402.00	104.95	-----	-----	89.36	32.20	8.07	30.68	6.00	100	54 AVERAGE																																																																													

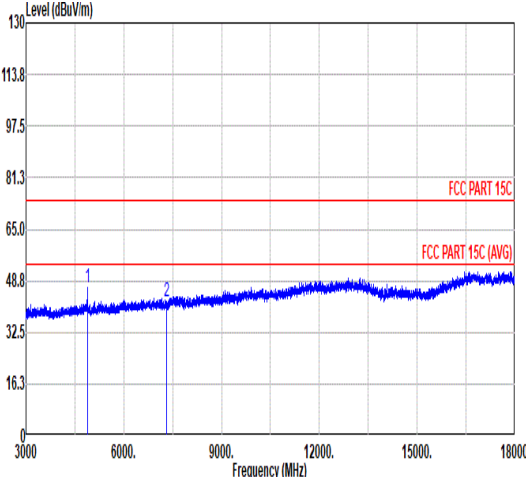
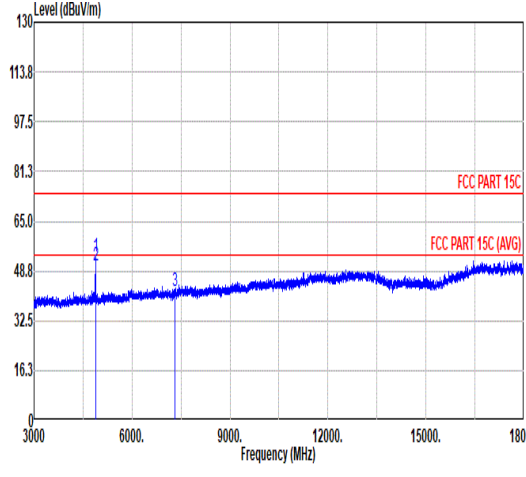


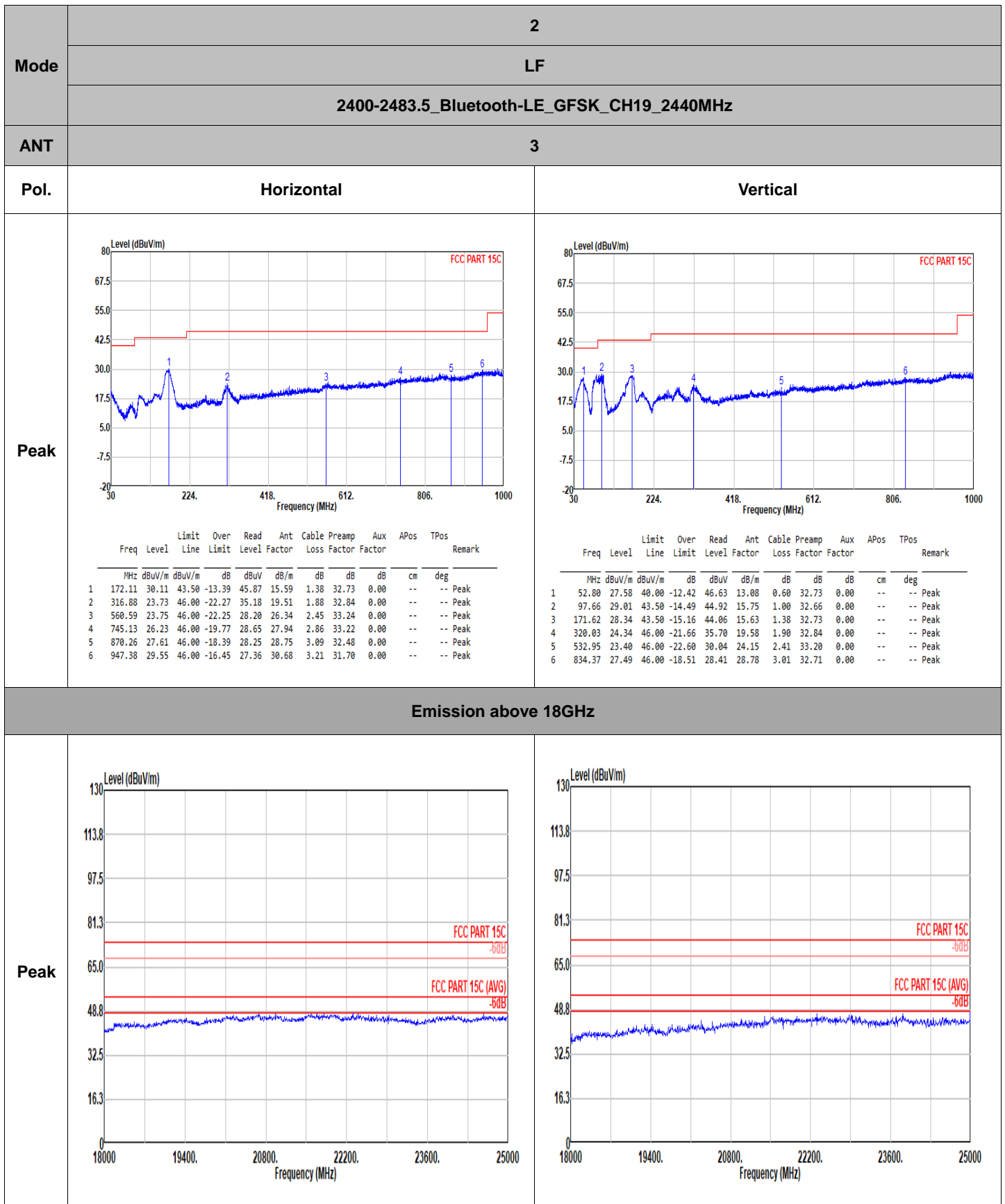
Mode	1																																																																																																																
	Band Edge																																																																																																																
	2400-2483.5_Bluetooth-LE_GFSK_CH00_2402MHz																																																																																																																
ANT	3																																																																																																																
Pol.	Vertical						Fundamental																																																																																																										
Peak																																																																																																																	
	<table><tr><th></th><th>Limit</th><th>Read</th><th>Ant</th><th>Cable</th><th>Preamp</th><th>Aux</th><th>APos</th><th>TPos</th><th>Remark</th></tr><tr><th></th><th>Freq</th><th>Level</th><th>Line</th><th>Margin</th><th>Level</th><th>Factor</th><th>Loss</th><th>Factor</th><th>Factor</th><th></th></tr><tr><th></th><th>MHz</th><th>dBuV/m</th><th>dBuV/m</th><th>dB</th><th>dBuV</th><th>dB/m</th><th>dB</th><th>dB</th><th>dB</th><th>cm</th><th>deg</th></tr><tr><td>1</td><td>2374.87</td><td>54.98</td><td>74.00</td><td>-19.02</td><td>39.59</td><td>32.05</td><td>8.03</td><td>30.69</td><td>6.00</td><td>100</td><td>67 PEAK</td></tr></table>													Limit	Read	Ant	Cable	Preamp	Aux	APos	TPos	Remark		Freq	Level	Line	Margin	Level	Factor	Loss	Factor	Factor			MHz	dBuV/m	dBuV/m	dB	dBuV	dB/m	dB	dB	dB	cm	deg	1	2374.87	54.98	74.00	-19.02	39.59	32.05	8.03	30.69	6.00	100	67 PEAK	<table><tr><th></th><th>Limit</th><th>Read</th><th>Ant</th><th>Cable</th><th>Preamp</th><th>Aux</th><th>APos</th><th>TPos</th><th>Remark</th></tr><tr><th></th><th>Freq</th><th>Level</th><th>Line</th><th>Margin</th><th>Level</th><th>Factor</th><th>Loss</th><th>Factor</th><th>Factor</th><th></th></tr><tr><th></th><th>MHz</th><th>dBuV/m</th><th>dBuV/m</th><th>dB</th><th>dBuV</th><th>dB/m</th><th>dB</th><th>dB</th><th>dB</th><th>cm</th><th>deg</th></tr><tr><td>1</td><td>2402.00</td><td>109.82</td><td>-----</td><td>-----</td><td>94.23</td><td>32.20</td><td>8.07</td><td>30.68</td><td>6.00</td><td>100</td><td>67 PEAK</td></tr></table>													Limit	Read	Ant	Cable	Preamp	Aux	APos	TPos	Remark		Freq	Level	Line	Margin	Level	Factor	Loss	Factor	Factor			MHz	dBuV/m	dBuV/m	dB	dBuV	dB/m	dB	dB	dB	cm	deg	1	2402.00	109.82	-----	-----	94.23	32.20	8.07	30.68	6.00	100
	Limit	Read	Ant	Cable	Preamp	Aux	APos	TPos	Remark																																																																																																								
	Freq	Level	Line	Margin	Level	Factor	Loss	Factor	Factor																																																																																																								
	MHz	dBuV/m	dBuV/m	dB	dBuV	dB/m	dB	dB	dB	cm	deg																																																																																																						
1	2374.87	54.98	74.00	-19.02	39.59	32.05	8.03	30.69	6.00	100	67 PEAK																																																																																																						
	Limit	Read	Ant	Cable	Preamp	Aux	APos	TPos	Remark																																																																																																								
	Freq	Level	Line	Margin	Level	Factor	Loss	Factor	Factor																																																																																																								
	MHz	dBuV/m	dBuV/m	dB	dBuV	dB/m	dB	dB	dB	cm	deg																																																																																																						
1	2402.00	109.82	-----	-----	94.23	32.20	8.07	30.68	6.00	100	67 PEAK																																																																																																						
Avg																																																																																																																	
	<table><tr><th></th><th>Limit</th><th>Read</th><th>Ant</th><th>Cable</th><th>Preamp</th><th>Aux</th><th>APos</th><th>TPos</th><th>Remark</th></tr><tr><th></th><th>Freq</th><th>Level</th><th>Line</th><th>Margin</th><th>Level</th><th>Factor</th><th>Loss</th><th>Factor</th><th>Factor</th><th></th></tr><tr><th></th><th>MHz</th><th>dBuV/m</th><th>dBuV/m</th><th>dB</th><th>dBuV</th><th>dB/m</th><th>dB</th><th>dB</th><th>dB</th><th>cm</th><th>deg</th></tr><tr><td>1</td><td>2385.79</td><td>43.93</td><td>54.00</td><td>-10.07</td><td>28.46</td><td>32.11</td><td>8.05</td><td>30.69</td><td>6.00</td><td>100</td><td>67 AVERAGE</td></tr></table>													Limit	Read	Ant	Cable	Preamp	Aux	APos	TPos	Remark		Freq	Level	Line	Margin	Level	Factor	Loss	Factor	Factor			MHz	dBuV/m	dBuV/m	dB	dBuV	dB/m	dB	dB	dB	cm	deg	1	2385.79	43.93	54.00	-10.07	28.46	32.11	8.05	30.69	6.00	100	67 AVERAGE	<table><tr><th></th><th>Limit</th><th>Read</th><th>Ant</th><th>Cable</th><th>Preamp</th><th>Aux</th><th>APos</th><th>TPos</th><th>Remark</th></tr><tr><th></th><th>Freq</th><th>Level</th><th>Line</th><th>Margin</th><th>Level</th><th>Factor</th><th>Loss</th><th>Factor</th><th>Factor</th><th></th></tr><tr><th></th><th>MHz</th><th>dBuV/m</th><th>dBuV/m</th><th>dB</th><th>dBuV</th><th>dB/m</th><th>dB</th><th>dB</th><th>dB</th><th>cm</th><th>deg</th></tr><tr><td>1</td><td>2402.00</td><td>108.84</td><td>-----</td><td>-----</td><td>93.25</td><td>32.20</td><td>8.07</td><td>30.68</td><td>6.00</td><td>100</td><td>67 AVERAGE</td></tr></table>													Limit	Read	Ant	Cable	Preamp	Aux	APos	TPos	Remark		Freq	Level	Line	Margin	Level	Factor	Loss	Factor	Factor			MHz	dBuV/m	dBuV/m	dB	dBuV	dB/m	dB	dB	dB	cm	deg	1	2402.00	108.84	-----	-----	93.25	32.20	8.07	30.68	6.00	100
	Limit	Read	Ant	Cable	Preamp	Aux	APos	TPos	Remark																																																																																																								
	Freq	Level	Line	Margin	Level	Factor	Loss	Factor	Factor																																																																																																								
	MHz	dBuV/m	dBuV/m	dB	dBuV	dB/m	dB	dB	dB	cm	deg																																																																																																						
1	2385.79	43.93	54.00	-10.07	28.46	32.11	8.05	30.69	6.00	100	67 AVERAGE																																																																																																						
	Limit	Read	Ant	Cable	Preamp	Aux	APos	TPos	Remark																																																																																																								
	Freq	Level	Line	Margin	Level	Factor	Loss	Factor	Factor																																																																																																								
	MHz	dBuV/m	dBuV/m	dB	dBuV	dB/m	dB	dB	dB	cm	deg																																																																																																						
1	2402.00	108.84	-----	-----	93.25	32.20	8.07	30.68	6.00	100	67 AVERAGE																																																																																																						



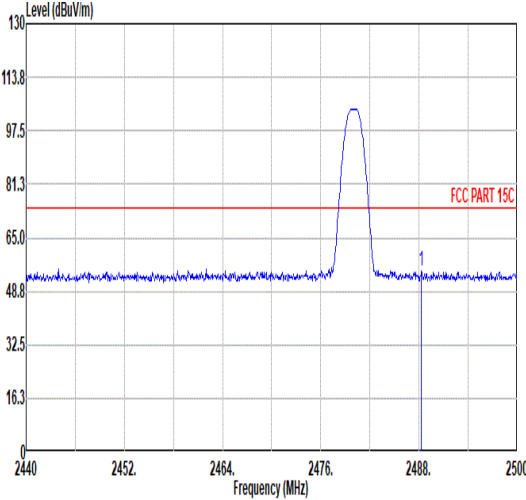
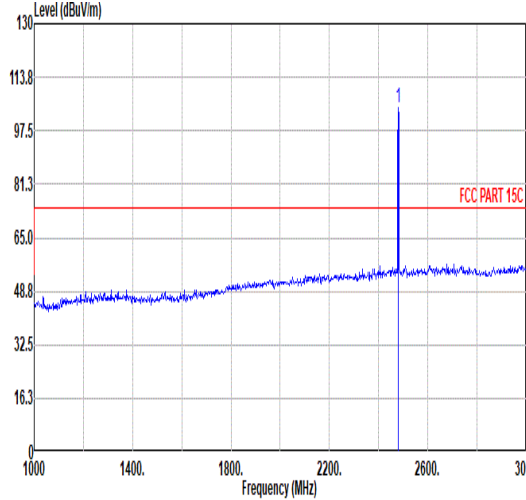
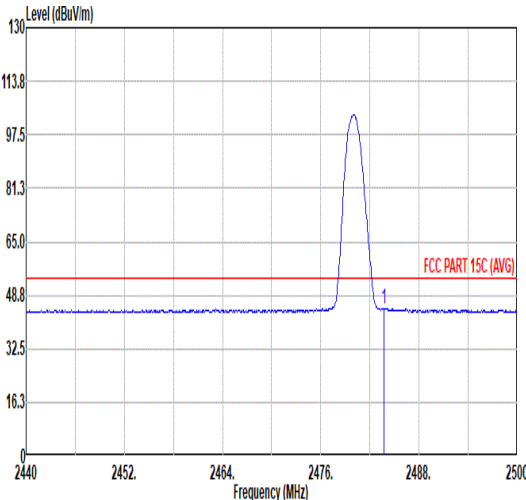
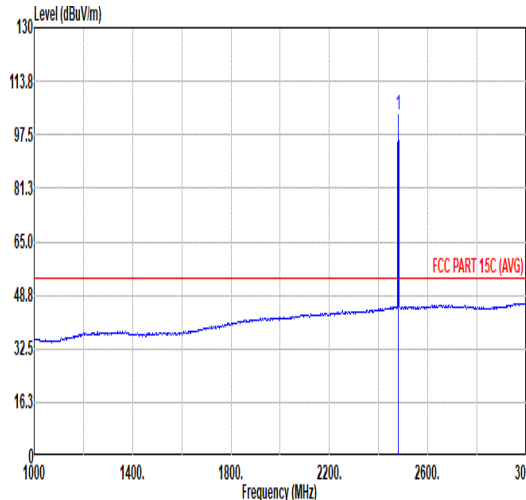
Mode	1																																																																																																													
	Harmonic																																																																																																													
	2400-2483.5_Bluetooth-LE_GFSK_CH00_2402MHz																																																																																																													
ANT	3																																																																																																													
Pol.	Horizontal						Vertical																																																																																																							
Peak Avg																																																																																																														
	<table><thead><tr><th></th><th>Limit</th><th>Read</th><th>Ant</th><th>Cable</th><th>Preamp</th><th>Aux</th><th>APos</th><th>TPos</th><th></th></tr><tr><th>Freq</th><th>Level</th><th>Line</th><th>Margin</th><th>Level</th><th>Factor</th><th>Loss</th><th>Factor</th><th>Factor</th><th>Remark</th></tr><tr><th></th><th>MHz</th><th>dBuV/m</th><th>dBuV/m</th><th>dB</th><th>dBuV</th><th>dB/m</th><th>dB</th><th>dB</th><th>cm</th><th>deg</th></tr></thead><tbody><tr><td>1</td><td>4804.00</td><td>42.02</td><td>74.00</td><td>-31.98</td><td>61.68</td><td>34.11</td><td>11.54</td><td>65.31</td><td>0.00</td><td>--</td><td>PEAK</td></tr></tbody></table>							Limit	Read	Ant	Cable	Preamp	Aux	APos	TPos		Freq	Level	Line	Margin	Level	Factor	Loss	Factor	Factor	Remark		MHz	dBuV/m	dBuV/m	dB	dBuV	dB/m	dB	dB	cm	deg	1	4804.00	42.02	74.00	-31.98	61.68	34.11	11.54	65.31	0.00	--	PEAK	<table><thead><tr><th></th><th>Limit</th><th>Read</th><th>Ant</th><th>Cable</th><th>Preamp</th><th>Aux</th><th>APos</th><th>TPos</th><th></th></tr><tr><th>Freq</th><th>Level</th><th>Line</th><th>Margin</th><th>Level</th><th>Factor</th><th>Loss</th><th>Factor</th><th>Factor</th><th>Remark</th></tr><tr><th></th><th>MHz</th><th>dBuV/m</th><th>dBuV/m</th><th>dB</th><th>dBuV</th><th>dB/m</th><th>dB</th><th>dB</th><th>cm</th><th>deg</th></tr></thead><tbody><tr><td>1</td><td>4804.00</td><td>49.95</td><td>74.00</td><td>-24.05</td><td>69.61</td><td>34.11</td><td>11.54</td><td>65.31</td><td>0.00</td><td>300</td><td>273</td><td>PEAK</td></tr><tr><td>2</td><td>4804.00</td><td>46.68</td><td>54.00</td><td>-7.32</td><td>66.34</td><td>34.11</td><td>11.54</td><td>65.31</td><td>0.00</td><td>300</td><td>273</td><td>AVERAGE</td></tr></tbody></table>						Limit	Read	Ant	Cable	Preamp	Aux	APos	TPos		Freq	Level	Line	Margin	Level	Factor	Loss	Factor	Factor	Remark		MHz	dBuV/m	dBuV/m	dB	dBuV	dB/m	dB	dB	cm	deg	1	4804.00	49.95	74.00	-24.05	69.61	34.11	11.54	65.31	0.00	300	273	PEAK	2	4804.00	46.68	54.00	-7.32	66.34	34.11	11.54	65.31	0.00	300	273
	Limit	Read	Ant	Cable	Preamp	Aux	APos	TPos																																																																																																						
Freq	Level	Line	Margin	Level	Factor	Loss	Factor	Factor	Remark																																																																																																					
	MHz	dBuV/m	dBuV/m	dB	dBuV	dB/m	dB	dB	cm	deg																																																																																																				
1	4804.00	42.02	74.00	-31.98	61.68	34.11	11.54	65.31	0.00	--	PEAK																																																																																																			
	Limit	Read	Ant	Cable	Preamp	Aux	APos	TPos																																																																																																						
Freq	Level	Line	Margin	Level	Factor	Loss	Factor	Factor	Remark																																																																																																					
	MHz	dBuV/m	dBuV/m	dB	dBuV	dB/m	dB	dB	cm	deg																																																																																																				
1	4804.00	49.95	74.00	-24.05	69.61	34.11	11.54	65.31	0.00	300	273	PEAK																																																																																																		
2	4804.00	46.68	54.00	-7.32	66.34	34.11	11.54	65.31	0.00	300	273	AVERAGE																																																																																																		



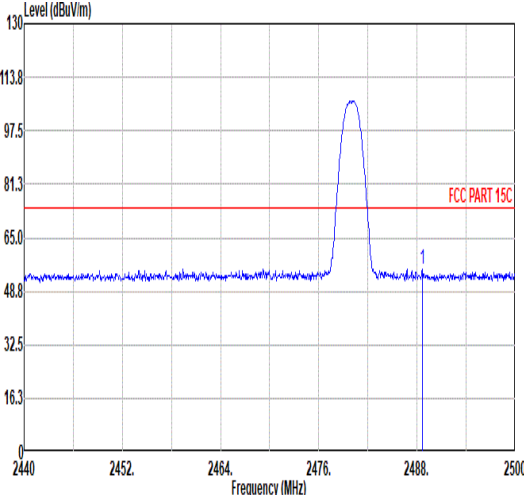
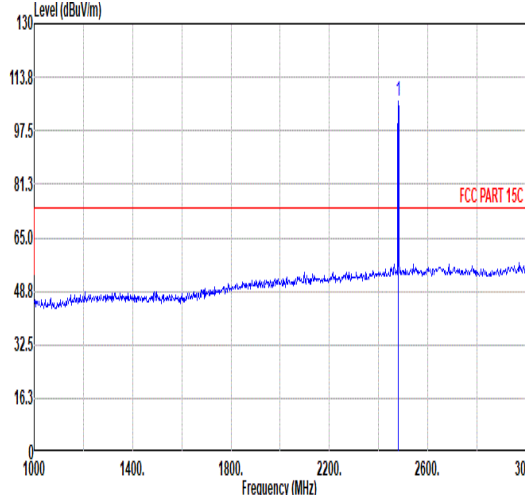
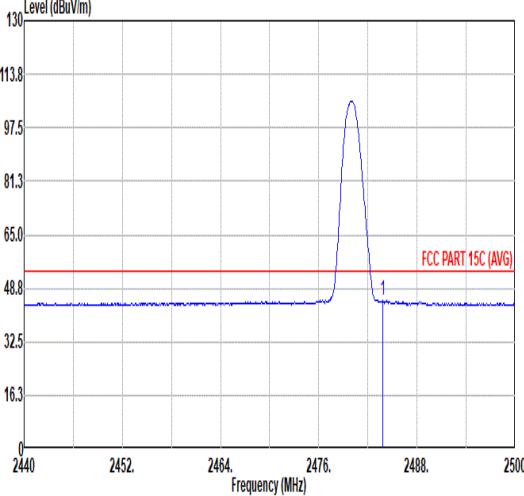
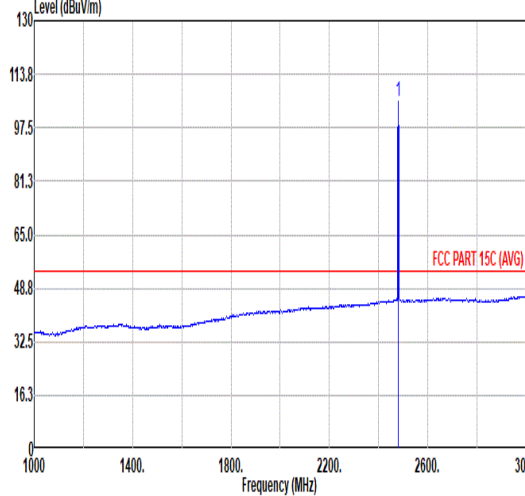
Mode	2																																																																																																																																									
	Harmonic																																																																																																																																									
	2400-2483.5_Bluetooth-LE_GFSK_CH19_2440MHz																																																																																																																																									
ANT	3																																																																																																																																									
Pol.	Horizontal						Vertical																																																																																																																																			
Peak Avg																																																																																																																																										
	<table><tr><th></th><th>Limit</th><th>Read</th><th>Ant</th><th>Cable</th><th>Preamp</th><th>Aux</th><th>APos</th><th>TPos</th><th></th></tr><tr><th>Freq</th><th>Level</th><th>Line</th><th>Margin</th><th>Level</th><th>Factor</th><th>Loss</th><th>Factor</th><th>Factor</th><th>Remark</th></tr><tr><th></th><th>MHz</th><th>dBuV/m</th><th>dBuV/m</th><th>dB</th><th>dBuV</th><th>dB/m</th><th>dB</th><th>dB</th><th>cm</th><th>deg</th></tr><tr><td>1</td><td>4880.00</td><td>46.53</td><td>74.00</td><td>-27.47</td><td>65.95</td><td>34.14</td><td>11.69</td><td>65.25</td><td>0.00</td><td>--</td><td>--</td><td>PEAK</td></tr><tr><td>2</td><td>7320.00</td><td>41.94</td><td>74.00</td><td>-32.06</td><td>59.14</td><td>35.76</td><td>14.49</td><td>67.45</td><td>0.00</td><td>--</td><td>--</td><td>PEAK</td></tr></table>							Limit	Read	Ant	Cable	Preamp	Aux	APos	TPos		Freq	Level	Line	Margin	Level	Factor	Loss	Factor	Factor	Remark		MHz	dBuV/m	dBuV/m	dB	dBuV	dB/m	dB	dB	cm	deg	1	4880.00	46.53	74.00	-27.47	65.95	34.14	11.69	65.25	0.00	--	--	PEAK	2	7320.00	41.94	74.00	-32.06	59.14	35.76	14.49	67.45	0.00	--	--	PEAK	<table><tr><th></th><th>Limit</th><th>Read</th><th>Ant</th><th>Cable</th><th>Preamp</th><th>Aux</th><th>APos</th><th>TPos</th><th></th></tr><tr><th>Freq</th><th>Level</th><th>Line</th><th>Margin</th><th>Level</th><th>Factor</th><th>Loss</th><th>Factor</th><th>Factor</th><th>Remark</th></tr><tr><th></th><th>MHz</th><th>dBuV/m</th><th>dBuV/m</th><th>dB</th><th>dBuV</th><th>dB/m</th><th>dB</th><th>dB</th><th>cm</th><th>deg</th></tr><tr><td>1</td><td>4880.00</td><td>53.25</td><td>74.00</td><td>-20.75</td><td>72.67</td><td>34.14</td><td>11.69</td><td>65.25</td><td>0.00</td><td>343</td><td>265</td><td>PEAK</td></tr><tr><td>2</td><td>4880.00</td><td>50.59</td><td>54.00</td><td>-3.41</td><td>70.01</td><td>34.14</td><td>11.69</td><td>65.25</td><td>0.00</td><td>343</td><td>265</td><td>AVERAGE</td></tr><tr><td>3</td><td>7320.00</td><td>42.37</td><td>74.00</td><td>-31.63</td><td>59.57</td><td>35.76</td><td>14.49</td><td>67.45</td><td>0.00</td><td>--</td><td>--</td><td>PEAK</td></tr></table>							Limit	Read	Ant	Cable	Preamp	Aux	APos	TPos		Freq	Level	Line	Margin	Level	Factor	Loss	Factor	Factor	Remark		MHz	dBuV/m	dBuV/m	dB	dBuV	dB/m	dB	dB	cm	deg	1	4880.00	53.25	74.00	-20.75	72.67	34.14	11.69	65.25	0.00	343	265	PEAK	2	4880.00	50.59	54.00	-3.41	70.01	34.14	11.69	65.25	0.00	343	265	AVERAGE	3	7320.00	42.37	74.00	-31.63	59.57	35.76	14.49	67.45	0.00	--	--
	Limit	Read	Ant	Cable	Preamp	Aux	APos	TPos																																																																																																																																		
Freq	Level	Line	Margin	Level	Factor	Loss	Factor	Factor	Remark																																																																																																																																	
	MHz	dBuV/m	dBuV/m	dB	dBuV	dB/m	dB	dB	cm	deg																																																																																																																																
1	4880.00	46.53	74.00	-27.47	65.95	34.14	11.69	65.25	0.00	--	--	PEAK																																																																																																																														
2	7320.00	41.94	74.00	-32.06	59.14	35.76	14.49	67.45	0.00	--	--	PEAK																																																																																																																														
	Limit	Read	Ant	Cable	Preamp	Aux	APos	TPos																																																																																																																																		
Freq	Level	Line	Margin	Level	Factor	Loss	Factor	Factor	Remark																																																																																																																																	
	MHz	dBuV/m	dBuV/m	dB	dBuV	dB/m	dB	dB	cm	deg																																																																																																																																
1	4880.00	53.25	74.00	-20.75	72.67	34.14	11.69	65.25	0.00	343	265	PEAK																																																																																																																														
2	4880.00	50.59	54.00	-3.41	70.01	34.14	11.69	65.25	0.00	343	265	AVERAGE																																																																																																																														
3	7320.00	42.37	74.00	-31.63	59.57	35.76	14.49	67.45	0.00	--	--	PEAK																																																																																																																														





Mode	3																																																																																																														
	Band Edge																																																																																																														
	2400-2483.5_Bluetooth-LE_GFSK_CH39_2480MHz																																																																																																														
ANT	3																																																																																																														
Pol.	Horizontal						Fundamental																																																																																																								
Peak																																																																																																															
	<table><tr><th></th><th>Limit</th><th>Read</th><th>Ant</th><th>Cable</th><th>Preamp</th><th>Aux</th><th>APos</th><th>TPos</th><th></th></tr><tr><th>Freq</th><th>Level</th><th>Line</th><th>Margin</th><th>Level</th><th>Factor</th><th>Loss</th><th>Factor</th><th>Factor</th><th>Remark</th></tr><tr><th></th><th>MHz</th><th>dBuV/m</th><th>dBuV/m</th><th>dB</th><th>dBuV</th><th>dB/m</th><th>dB</th><th>dB</th><th>cm</th><th>deg</th></tr><tr><td>1</td><td>2488.30</td><td>54.96</td><td>74.00</td><td>-19.04</td><td>38.99</td><td>32.38</td><td>8.24</td><td>30.65</td><td>6.00</td><td>100</td><td>49</td><td>PEAK</td></tr></table>													Limit	Read	Ant	Cable	Preamp	Aux	APos	TPos		Freq	Level	Line	Margin	Level	Factor	Loss	Factor	Factor	Remark		MHz	dBuV/m	dBuV/m	dB	dBuV	dB/m	dB	dB	cm	deg	1	2488.30	54.96	74.00	-19.04	38.99	32.38	8.24	30.65	6.00	100	49	PEAK	<table><tr><th></th><th>Limit</th><th>Read</th><th>Ant</th><th>Cable</th><th>Preamp</th><th>Aux</th><th>APos</th><th>TPos</th><th></th></tr><tr><th>Freq</th><th>Level</th><th>Line</th><th>Margin</th><th>Level</th><th>Factor</th><th>Loss</th><th>Factor</th><th>Factor</th><th>Remark</th></tr><tr><th></th><th>MHz</th><th>dBuV/m</th><th>dBuV/m</th><th>dB</th><th>dBuV</th><th>dB/m</th><th>dB</th><th>dB</th><th>cm</th><th>deg</th></tr><tr><td>1</td><td>2480.00</td><td>104.44</td><td>-----</td><td>-----</td><td>88.51</td><td>32.36</td><td>8.23</td><td>30.66</td><td>6.00</td><td>100</td><td>49</td><td>PEAK</td></tr></table>													Limit	Read	Ant	Cable	Preamp	Aux	APos	TPos		Freq	Level	Line	Margin	Level	Factor	Loss	Factor	Factor	Remark		MHz	dBuV/m	dBuV/m	dB	dBuV	dB/m	dB	dB	cm	deg	1	2480.00	104.44	-----	-----	88.51	32.36	8.23	30.66	6.00	100	49
	Limit	Read	Ant	Cable	Preamp	Aux	APos	TPos																																																																																																							
Freq	Level	Line	Margin	Level	Factor	Loss	Factor	Factor	Remark																																																																																																						
	MHz	dBuV/m	dBuV/m	dB	dBuV	dB/m	dB	dB	cm	deg																																																																																																					
1	2488.30	54.96	74.00	-19.04	38.99	32.38	8.24	30.65	6.00	100	49	PEAK																																																																																																			
	Limit	Read	Ant	Cable	Preamp	Aux	APos	TPos																																																																																																							
Freq	Level	Line	Margin	Level	Factor	Loss	Factor	Factor	Remark																																																																																																						
	MHz	dBuV/m	dBuV/m	dB	dBuV	dB/m	dB	dB	cm	deg																																																																																																					
1	2480.00	104.44	-----	-----	88.51	32.36	8.23	30.66	6.00	100	49	PEAK																																																																																																			
Avg																																																																																																															
	<table><tr><th></th><th>Limit</th><th>Read</th><th>Ant</th><th>Cable</th><th>Preamp</th><th>Aux</th><th>APos</th><th>TPos</th><th></th></tr><tr><th>Freq</th><th>Level</th><th>Line</th><th>Margin</th><th>Level</th><th>Factor</th><th>Loss</th><th>Factor</th><th>Factor</th><th>Remark</th></tr><tr><th></th><th>MHz</th><th>dBuV/m</th><th>dBuV/m</th><th>dB</th><th>dBuV</th><th>dB/m</th><th>dB</th><th>dB</th><th>cm</th><th>deg</th></tr><tr><td>1</td><td>2483.74</td><td>44.58</td><td>54.00</td><td>-9.42</td><td>28.63</td><td>32.37</td><td>8.23</td><td>30.65</td><td>6.00</td><td>100</td><td>49</td><td>AVERAGE</td></tr></table>													Limit	Read	Ant	Cable	Preamp	Aux	APos	TPos		Freq	Level	Line	Margin	Level	Factor	Loss	Factor	Factor	Remark		MHz	dBuV/m	dBuV/m	dB	dBuV	dB/m	dB	dB	cm	deg	1	2483.74	44.58	54.00	-9.42	28.63	32.37	8.23	30.65	6.00	100	49	AVERAGE	<table><tr><th></th><th>Limit</th><th>Read</th><th>Ant</th><th>Cable</th><th>Preamp</th><th>Aux</th><th>APos</th><th>TPos</th><th></th></tr><tr><th>Freq</th><th>Level</th><th>Line</th><th>Margin</th><th>Level</th><th>Factor</th><th>Loss</th><th>Factor</th><th>Factor</th><th>Remark</th></tr><tr><th></th><th>MHz</th><th>dBuV/m</th><th>dBuV/m</th><th>dB</th><th>dBuV</th><th>dB/m</th><th>dB</th><th>dB</th><th>cm</th><th>deg</th></tr><tr><td>1</td><td>2480.00</td><td>103.45</td><td>-----</td><td>-----</td><td>87.52</td><td>32.36</td><td>8.23</td><td>30.66</td><td>6.00</td><td>100</td><td>49</td><td>AVERAGE</td></tr></table>													Limit	Read	Ant	Cable	Preamp	Aux	APos	TPos		Freq	Level	Line	Margin	Level	Factor	Loss	Factor	Factor	Remark		MHz	dBuV/m	dBuV/m	dB	dBuV	dB/m	dB	dB	cm	deg	1	2480.00	103.45	-----	-----	87.52	32.36	8.23	30.66	6.00	100	49
	Limit	Read	Ant	Cable	Preamp	Aux	APos	TPos																																																																																																							
Freq	Level	Line	Margin	Level	Factor	Loss	Factor	Factor	Remark																																																																																																						
	MHz	dBuV/m	dBuV/m	dB	dBuV	dB/m	dB	dB	cm	deg																																																																																																					
1	2483.74	44.58	54.00	-9.42	28.63	32.37	8.23	30.65	6.00	100	49	AVERAGE																																																																																																			
	Limit	Read	Ant	Cable	Preamp	Aux	APos	TPos																																																																																																							
Freq	Level	Line	Margin	Level	Factor	Loss	Factor	Factor	Remark																																																																																																						
	MHz	dBuV/m	dBuV/m	dB	dBuV	dB/m	dB	dB	cm	deg																																																																																																					
1	2480.00	103.45	-----	-----	87.52	32.36	8.23	30.66	6.00	100	49	AVERAGE																																																																																																			

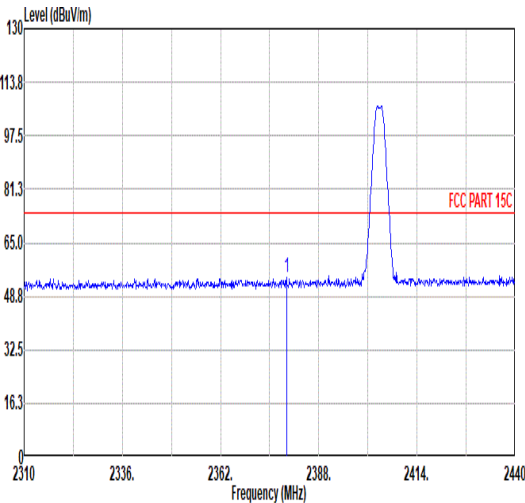
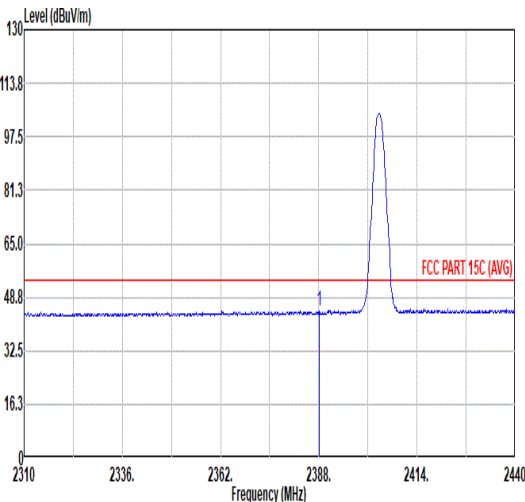
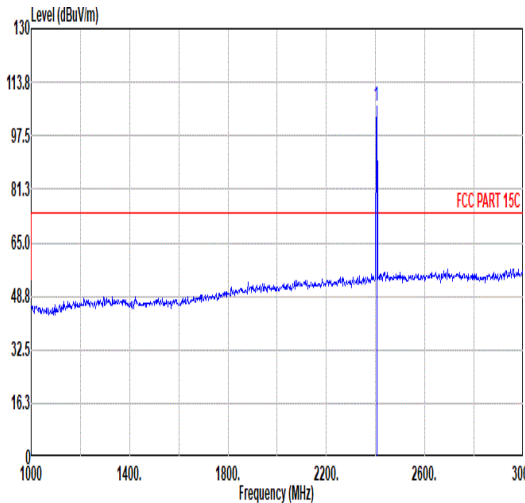
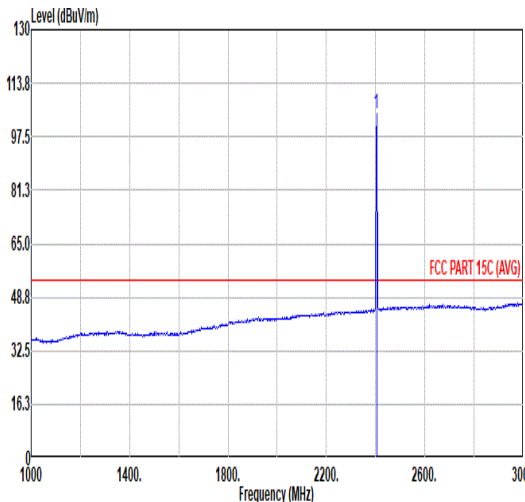


Mode	3																																																																																																															
	Band Edge																																																																																																															
	2400-2483.5_Bluetooth-LE_GFSK_CH39_2480MHz																																																																																																															
ANT	3																																																																																																															
Pol.	Vertical						Fundamental																																																																																																									
Peak																																																																																																																
	<table><tr><th></th><th>Limit</th><th>Read</th><th>Ant</th><th>Cable</th><th>Preamp</th><th>Aux</th><th>APos</th><th>TPos</th><th></th></tr><tr><th>Freq</th><th>Level</th><th>Line</th><th>Margin</th><th>Level</th><th>Factor</th><th>Loss</th><th>Factor</th><th>Factor</th><th>Remark</th></tr><tr><th></th><th>MHz</th><th>dBuV/m</th><th>dBuV/m</th><th>dB</th><th>dBuV</th><th>dB/m</th><th>dB</th><th>dB</th><th>cm</th><th>deg</th></tr><tr><td>1</td><td>2488.66</td><td>55.52</td><td>74.00</td><td>-18.48</td><td>39.55</td><td>32.38</td><td>8.24</td><td>30.65</td><td>6.00</td><td>100</td><td>68</td><td>PEAK</td></tr></table>													Limit	Read	Ant	Cable	Preamp	Aux	APos	TPos		Freq	Level	Line	Margin	Level	Factor	Loss	Factor	Factor	Remark		MHz	dBuV/m	dBuV/m	dB	dBuV	dB/m	dB	dB	cm	deg	1	2488.66	55.52	74.00	-18.48	39.55	32.38	8.24	30.65	6.00	100	68	PEAK	<table><tr><th></th><th>Limit</th><th>Read</th><th>Ant</th><th>Cable</th><th>Preamp</th><th>Aux</th><th>APos</th><th>TPos</th><th></th></tr><tr><th>Freq</th><th>Level</th><th>Line</th><th>Margin</th><th>Level</th><th>Factor</th><th>Loss</th><th>Factor</th><th>Factor</th><th>Remark</th></tr><tr><th></th><th>MHz</th><th>dBuV/m</th><th>dBuV/m</th><th>dB</th><th>dBuV</th><th>dB/m</th><th>dB</th><th>dB</th><th>cm</th><th>deg</th></tr><tr><td>1</td><td>2480.00</td><td>106.48</td><td>-----</td><td>-----</td><td>90.55</td><td>32.36</td><td>8.23</td><td>30.66</td><td>6.00</td><td>100</td><td>68</td><td>PEAK</td></tr></table>													Limit	Read	Ant	Cable	Preamp	Aux	APos	TPos		Freq	Level	Line	Margin	Level	Factor	Loss	Factor	Factor	Remark		MHz	dBuV/m	dBuV/m	dB	dBuV	dB/m	dB	dB	cm	deg	1	2480.00	106.48	-----	-----	90.55	32.36	8.23	30.66	6.00	100	68	PEAK
		Limit	Read	Ant	Cable	Preamp	Aux	APos	TPos																																																																																																							
Freq	Level	Line	Margin	Level	Factor	Loss	Factor	Factor	Remark																																																																																																							
	MHz	dBuV/m	dBuV/m	dB	dBuV	dB/m	dB	dB	cm	deg																																																																																																						
1	2488.66	55.52	74.00	-18.48	39.55	32.38	8.24	30.65	6.00	100	68	PEAK																																																																																																				
	Limit	Read	Ant	Cable	Preamp	Aux	APos	TPos																																																																																																								
Freq	Level	Line	Margin	Level	Factor	Loss	Factor	Factor	Remark																																																																																																							
	MHz	dBuV/m	dBuV/m	dB	dBuV	dB/m	dB	dB	cm	deg																																																																																																						
1	2480.00	106.48	-----	-----	90.55	32.36	8.23	30.66	6.00	100	68	PEAK																																																																																																				
Avg																																																																																																																
	<table><tr><th></th><th>Limit</th><th>Read</th><th>Ant</th><th>Cable</th><th>Preamp</th><th>Aux</th><th>APos</th><th>TPos</th><th></th></tr><tr><th>Freq</th><th>Level</th><th>Line</th><th>Margin</th><th>Level</th><th>Factor</th><th>Loss</th><th>Factor</th><th>Factor</th><th>Remark</th></tr><tr><th></th><th>MHz</th><th>dBuV/m</th><th>dBuV/m</th><th>dB</th><th>dBuV</th><th>dB/m</th><th>dB</th><th>dB</th><th>cm</th><th>deg</th></tr><tr><td>1</td><td>2483.80</td><td>44.92</td><td>54.00</td><td>-9.08</td><td>28.97</td><td>32.37</td><td>8.23</td><td>30.65</td><td>6.00</td><td>100</td><td>68</td><td>AVERAGE</td></tr></table>													Limit	Read	Ant	Cable	Preamp	Aux	APos	TPos		Freq	Level	Line	Margin	Level	Factor	Loss	Factor	Factor	Remark		MHz	dBuV/m	dBuV/m	dB	dBuV	dB/m	dB	dB	cm	deg	1	2483.80	44.92	54.00	-9.08	28.97	32.37	8.23	30.65	6.00	100	68	AVERAGE	<table><tr><th></th><th>Limit</th><th>Read</th><th>Ant</th><th>Cable</th><th>Preamp</th><th>Aux</th><th>APos</th><th>TPos</th><th></th></tr><tr><th>Freq</th><th>Level</th><th>Line</th><th>Margin</th><th>Level</th><th>Factor</th><th>Loss</th><th>Factor</th><th>Factor</th><th>Remark</th></tr><tr><th></th><th>MHz</th><th>dBuV/m</th><th>dBuV/m</th><th>dB</th><th>dBuV</th><th>dB/m</th><th>dB</th><th>dB</th><th>cm</th><th>deg</th></tr><tr><td>1</td><td>2480.00</td><td>105.43</td><td>-----</td><td>-----</td><td>89.50</td><td>32.36</td><td>8.23</td><td>30.66</td><td>6.00</td><td>100</td><td>68</td><td>AVERAGE</td></tr></table>													Limit	Read	Ant	Cable	Preamp	Aux	APos	TPos		Freq	Level	Line	Margin	Level	Factor	Loss	Factor	Factor	Remark		MHz	dBuV/m	dBuV/m	dB	dBuV	dB/m	dB	dB	cm	deg	1	2480.00	105.43	-----	-----	89.50	32.36	8.23	30.66	6.00	100	68	AVERAGE
		Limit	Read	Ant	Cable	Preamp	Aux	APos	TPos																																																																																																							
Freq	Level	Line	Margin	Level	Factor	Loss	Factor	Factor	Remark																																																																																																							
	MHz	dBuV/m	dBuV/m	dB	dBuV	dB/m	dB	dB	cm	deg																																																																																																						
1	2483.80	44.92	54.00	-9.08	28.97	32.37	8.23	30.65	6.00	100	68	AVERAGE																																																																																																				
	Limit	Read	Ant	Cable	Preamp	Aux	APos	TPos																																																																																																								
Freq	Level	Line	Margin	Level	Factor	Loss	Factor	Factor	Remark																																																																																																							
	MHz	dBuV/m	dBuV/m	dB	dBuV	dB/m	dB	dB	cm	deg																																																																																																						
1	2480.00	105.43	-----	-----	89.50	32.36	8.23	30.66	6.00	100	68	AVERAGE																																																																																																				

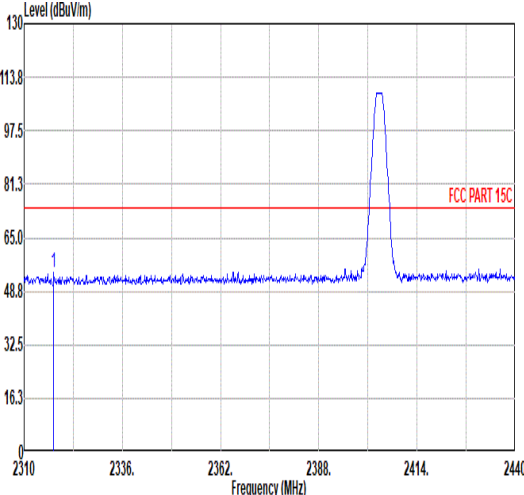
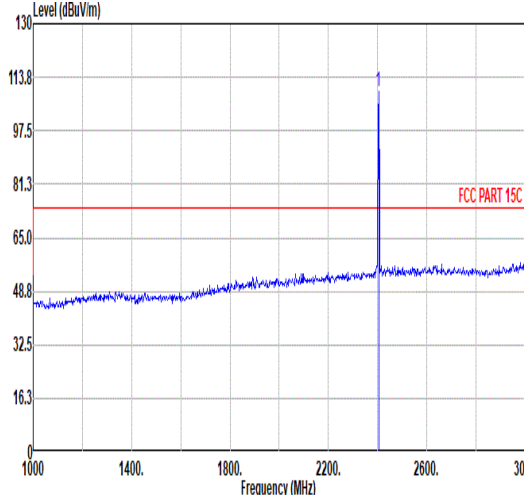
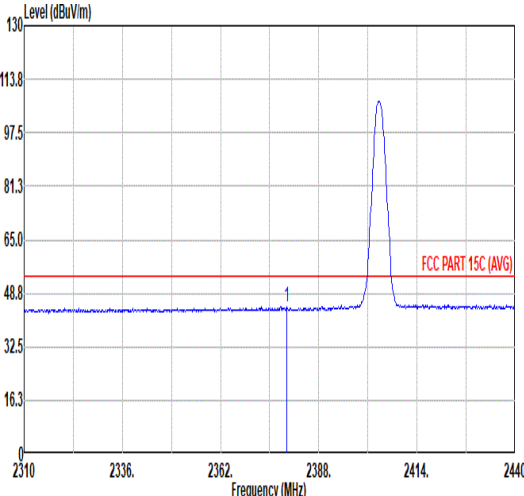
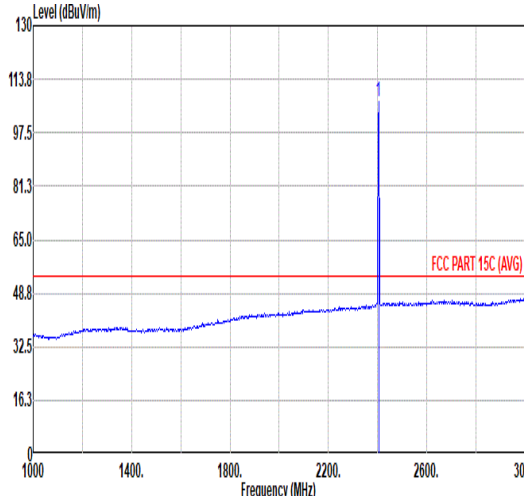


Mode	3																																																																													
	Harmonic																																																																													
	2400-2483.5_Bluetooth-LE_GFSK_CH39_2480MHz																																																																													
ANT	3																																																																													
Pol.	Horizontal											Vertical																																																																		
Peak Avg																																																																														
	<table><tr><th></th><th>Limit</th><th>Read</th><th>Ant</th><th>Cable</th><th>Preamp</th><th>Aux</th><th>APos</th><th>TPos</th><th colspan="4"></th></tr><tr><th>Freq</th><th>Level</th><th>Line</th><th>Margin</th><th>Level</th><th>Factor</th><th>Loss</th><th>Factor</th><th>Factor</th><th colspan="4">Remark</th></tr><tr><th></th><th>MHz</th><th>dBuV/m</th><th>dBuV/m</th><th>dB</th><th>dBuV</th><th>dB/m</th><th>dB</th><th>dB</th><th>dB</th><th>cm</th><th>deg</th><th></th></tr><tr><td>1</td><td>4960.00</td><td>40.88</td><td>74.00</td><td>-33.12</td><td>60.74</td><td>33.94</td><td>11.85</td><td>65.65</td><td>0.00</td><td>--</td><td>--</td><td>PEAK</td></tr><tr><td>2</td><td>7440.00</td><td>43.46</td><td>74.00</td><td>-30.54</td><td>59.87</td><td>35.00</td><td>14.63</td><td>66.84</td><td>0.00</td><td>--</td><td>--</td><td>PEAK</td></tr></table>														Limit	Read	Ant	Cable	Preamp	Aux	APos	TPos					Freq	Level	Line	Margin	Level	Factor	Loss	Factor	Factor	Remark					MHz	dBuV/m	dBuV/m	dB	dBuV	dB/m	dB	dB	dB	cm	deg		1	4960.00	40.88	74.00	-33.12	60.74	33.94	11.85	65.65	0.00	--	--	PEAK	2	7440.00	43.46	74.00	-30.54	59.87	35.00	14.63	66.84	0.00	--	--	PEAK
		Limit	Read	Ant	Cable	Preamp	Aux	APos	TPos																																																																					
Freq	Level	Line	Margin	Level	Factor	Loss	Factor	Factor	Remark																																																																					
	MHz	dBuV/m	dBuV/m	dB	dBuV	dB/m	dB	dB	dB	cm	deg																																																																			
1	4960.00	40.88	74.00	-33.12	60.74	33.94	11.85	65.65	0.00	--	--	PEAK																																																																		
2	7440.00	43.46	74.00	-30.54	59.87	35.00	14.63	66.84	0.00	--	--	PEAK																																																																		
	<table><tr><th></th><th>Limit</th><th>Read</th><th>Ant</th><th>Cable</th><th>Preamp</th><th>Aux</th><th>APos</th><th>TPos</th><th colspan="4"></th></tr><tr><th>Freq</th><th>Level</th><th>Line</th><th>Margin</th><th>Level</th><th>Factor</th><th>Loss</th><th>Factor</th><th>Factor</th><th colspan="4">Remark</th></tr><tr><th></th><th>MHz</th><th>dBuV/m</th><th>dBuV/m</th><th>dB</th><th>dBuV</th><th>dB/m</th><th>dB</th><th>dB</th><th>dB</th><th>cm</th><th>deg</th><th></th></tr><tr><td>1</td><td>4960.00</td><td>41.25</td><td>74.00</td><td>-32.75</td><td>61.11</td><td>33.94</td><td>11.85</td><td>65.65</td><td>0.00</td><td>--</td><td>--</td><td>PEAK</td></tr><tr><td>2</td><td>7440.00</td><td>43.26</td><td>74.00</td><td>-30.74</td><td>59.67</td><td>35.00</td><td>14.63</td><td>66.84</td><td>0.00</td><td>--</td><td>--</td><td>PEAK</td></tr></table>														Limit	Read	Ant	Cable	Preamp	Aux	APos	TPos					Freq	Level	Line	Margin	Level	Factor	Loss	Factor	Factor	Remark					MHz	dBuV/m	dBuV/m	dB	dBuV	dB/m	dB	dB	dB	cm	deg		1	4960.00	41.25	74.00	-32.75	61.11	33.94	11.85	65.65	0.00	--	--	PEAK	2	7440.00	43.26	74.00	-30.74	59.67	35.00	14.63	66.84	0.00	--	--	PEAK
	Limit	Read	Ant	Cable	Preamp	Aux	APos	TPos																																																																						
Freq	Level	Line	Margin	Level	Factor	Loss	Factor	Factor	Remark																																																																					
	MHz	dBuV/m	dBuV/m	dB	dBuV	dB/m	dB	dB	dB	cm	deg																																																																			
1	4960.00	41.25	74.00	-32.75	61.11	33.94	11.85	65.65	0.00	--	--	PEAK																																																																		
2	7440.00	43.26	74.00	-30.74	59.67	35.00	14.63	66.84	0.00	--	--	PEAK																																																																		

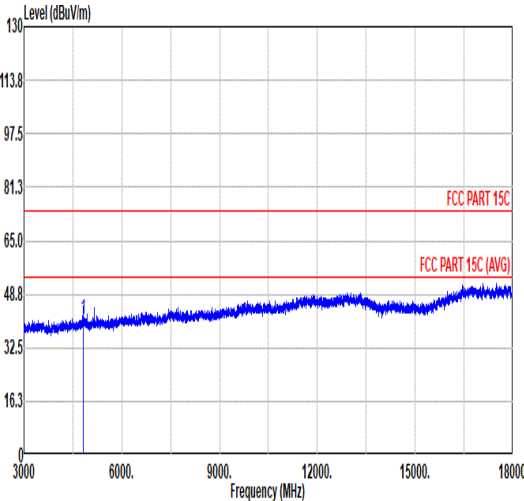
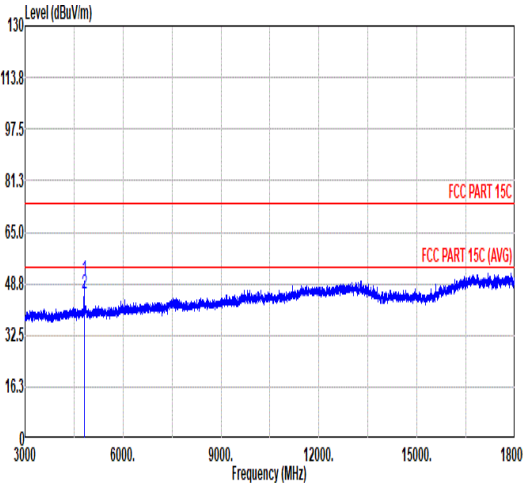


		4																																																			
Mode		Band Edge																																																			
		2400-2483.5_Bluetooth-LE_GFSK_CH01_2404MHz																																																			
ANT		3																																																			
Pol.		Horizontal					Fundamental																																														
Peak																																																					
	<table><tr><th></th><th>Limit</th><th>Read</th><th>Ant</th><th>Cable</th><th>Preamp</th><th>Aux</th><th>APos</th><th>TPos</th><th></th></tr><tr><th>Freq</th><th>Level</th><th>Line</th><th>Margin</th><th>Level</th><th>Factor</th><th>Loss</th><th>Factor</th><th>Factor</th><th>Remark</th></tr><tr><th>MHz</th><th>dBuV/m</th><th>dBuV/m</th><th>dB</th><th>dBuV</th><th>dB/m</th><th>dB</th><th>dB</th><th>dB</th><th>cm</th><th>deg</th></tr><tr><td>1</td><td>2379.42</td><td>54.34</td><td>74.00</td><td>-19.66</td><td>38.91</td><td>32.08</td><td>8.04</td><td>30.69</td><td>6.00</td><td>100</td><td>62 PEAK</td></tr></table>												Limit	Read	Ant	Cable	Preamp	Aux	APos	TPos		Freq	Level	Line	Margin	Level	Factor	Loss	Factor	Factor	Remark	MHz	dBuV/m	dBuV/m	dB	dBuV	dB/m	dB	dB	dB	cm	deg	1	2379.42	54.34	74.00	-19.66	38.91	32.08	8.04	30.69	6.00	100
	Limit	Read	Ant	Cable	Preamp	Aux	APos	TPos																																													
Freq	Level	Line	Margin	Level	Factor	Loss	Factor	Factor	Remark																																												
MHz	dBuV/m	dBuV/m	dB	dBuV	dB/m	dB	dB	dB	cm	deg																																											
1	2379.42	54.34	74.00	-19.66	38.91	32.08	8.04	30.69	6.00	100	62 PEAK																																										
Avg																																																					
	<table><tr><th></th><th>Limit</th><th>Read</th><th>Ant</th><th>Cable</th><th>Preamp</th><th>Aux</th><th>APos</th><th>TPos</th><th></th></tr><tr><th>Freq</th><th>Level</th><th>Line</th><th>Margin</th><th>Level</th><th>Factor</th><th>Loss</th><th>Factor</th><th>Factor</th><th>Remark</th></tr><tr><th>MHz</th><th>dBuV/m</th><th>dBuV/m</th><th>dB</th><th>dBuV</th><th>dB/m</th><th>dB</th><th>dB</th><th>dB</th><th>cm</th><th>deg</th></tr><tr><td>1</td><td>2388.13</td><td>44.47</td><td>54.00</td><td>-9.53</td><td>28.98</td><td>32.13</td><td>8.05</td><td>30.69</td><td>6.00</td><td>100</td><td>62 AVERAGE</td></tr></table>												Limit	Read	Ant	Cable	Preamp	Aux	APos	TPos		Freq	Level	Line	Margin	Level	Factor	Loss	Factor	Factor	Remark	MHz	dBuV/m	dBuV/m	dB	dBuV	dB/m	dB	dB	dB	cm	deg	1	2388.13	44.47	54.00	-9.53	28.98	32.13	8.05	30.69	6.00	100
	Limit	Read	Ant	Cable	Preamp	Aux	APos	TPos																																													
Freq	Level	Line	Margin	Level	Factor	Loss	Factor	Factor	Remark																																												
MHz	dBuV/m	dBuV/m	dB	dBuV	dB/m	dB	dB	dB	cm	deg																																											
1	2388.13	44.47	54.00	-9.53	28.98	32.13	8.05	30.69	6.00	100	62 AVERAGE																																										
Peak																																																					
	<table><tr><th></th><th>Limit</th><th>Read</th><th>Ant</th><th>Cable</th><th>Preamp</th><th>Aux</th><th>APos</th><th>TPos</th><th></th></tr><tr><th>Freq</th><th>Level</th><th>Line</th><th>Margin</th><th>Level</th><th>Factor</th><th>Loss</th><th>Factor</th><th>Factor</th><th>Remark</th></tr><tr><th>MHz</th><th>dBuV/m</th><th>dBuV/m</th><th>dB</th><th>dBuV</th><th>dB/m</th><th>dB</th><th>dB</th><th>dB</th><th>cm</th><th>deg</th></tr><tr><td>1</td><td>2404.00</td><td>106.64</td><td>-----</td><td>-----</td><td>91.03</td><td>32.21</td><td>8.08</td><td>30.68</td><td>6.00</td><td>100</td><td>62 PEAK</td></tr></table>												Limit	Read	Ant	Cable	Preamp	Aux	APos	TPos		Freq	Level	Line	Margin	Level	Factor	Loss	Factor	Factor	Remark	MHz	dBuV/m	dBuV/m	dB	dBuV	dB/m	dB	dB	dB	cm	deg	1	2404.00	106.64	-----	-----	91.03	32.21	8.08	30.68	6.00	100
	Limit	Read	Ant	Cable	Preamp	Aux	APos	TPos																																													
Freq	Level	Line	Margin	Level	Factor	Loss	Factor	Factor	Remark																																												
MHz	dBuV/m	dBuV/m	dB	dBuV	dB/m	dB	dB	dB	cm	deg																																											
1	2404.00	106.64	-----	-----	91.03	32.21	8.08	30.68	6.00	100	62 PEAK																																										
Avg																																																					
	<table><tr><th></th><th>Limit</th><th>Read</th><th>Ant</th><th>Cable</th><th>Preamp</th><th>Aux</th><th>APos</th><th>TPos</th><th></th></tr><tr><th>Freq</th><th>Level</th><th>Line</th><th>Margin</th><th>Level</th><th>Factor</th><th>Loss</th><th>Factor</th><th>Factor</th><th>Remark</th></tr><tr><th>MHz</th><th>dBuV/m</th><th>dBuV/m</th><th>dB</th><th>dBuV</th><th>dB/m</th><th>dB</th><th>dB</th><th>dB</th><th>cm</th><th>deg</th></tr><tr><td>1</td><td>2404.00</td><td>104.28</td><td>-----</td><td>-----</td><td>88.67</td><td>32.21</td><td>8.08</td><td>30.68</td><td>6.00</td><td>100</td><td>62 AVERAGE</td></tr></table>												Limit	Read	Ant	Cable	Preamp	Aux	APos	TPos		Freq	Level	Line	Margin	Level	Factor	Loss	Factor	Factor	Remark	MHz	dBuV/m	dBuV/m	dB	dBuV	dB/m	dB	dB	dB	cm	deg	1	2404.00	104.28	-----	-----	88.67	32.21	8.08	30.68	6.00	100
	Limit	Read	Ant	Cable	Preamp	Aux	APos	TPos																																													
Freq	Level	Line	Margin	Level	Factor	Loss	Factor	Factor	Remark																																												
MHz	dBuV/m	dBuV/m	dB	dBuV	dB/m	dB	dB	dB	cm	deg																																											
1	2404.00	104.28	-----	-----	88.67	32.21	8.08	30.68	6.00	100	62 AVERAGE																																										

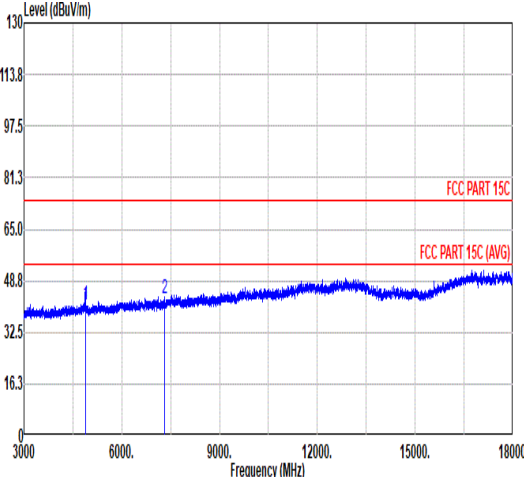
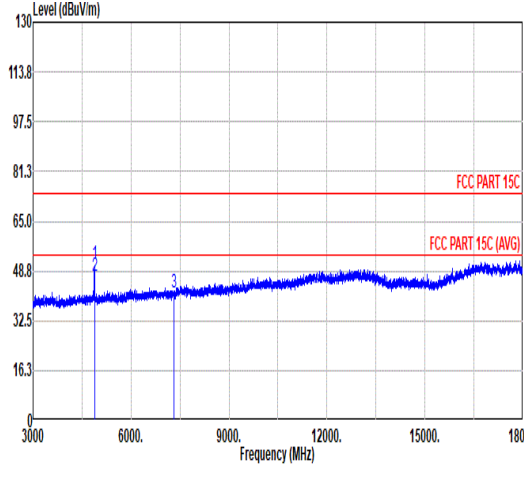


Mode	4																																																																																																				
	Band Edge																																																																																																				
	2400-2483.5_Bluetooth-LE_GFSK_CH01_2404MHz																																																																																																				
ANT	3																																																																																																				
Pol.	Vertical						Fundamental																																																																																														
Peak																																																																																																					
	<table><tr><th></th><th>Limit</th><th>Read</th><th>Ant</th><th>Cable</th><th>Preamp</th><th>Aux</th><th>APos</th><th>TPos</th><th>Remark</th></tr><tr><th></th><th>Freq</th><th>Level</th><th>Line</th><th>Margin</th><th>Level</th><th>Factor</th><th>Loss</th><th>Factor</th><th>Factor</th><th></th></tr><tr><th></th><th>MHz</th><th>dBuV/m</th><th>dBuV/m</th><th>dB</th><th>dBuV</th><th>dB/m</th><th>dB</th><th>dB</th><th>dB</th><th>cm</th><th>deg</th></tr><tr><td>1</td><td>2317.80</td><td>54.54</td><td>74.00</td><td>-19.46</td><td>39.42</td><td>31.90</td><td>7.94</td><td>30.72</td><td>6.00</td><td>100</td><td>71 PEAK</td></tr></table>							Limit	Read	Ant	Cable	Preamp	Aux	APos	TPos	Remark		Freq	Level	Line	Margin	Level	Factor	Loss	Factor	Factor			MHz	dBuV/m	dBuV/m	dB	dBuV	dB/m	dB	dB	dB	cm	deg	1	2317.80	54.54	74.00	-19.46	39.42	31.90	7.94	30.72	6.00	100	71 PEAK	<table><tr><th></th><th>Limit</th><th>Read</th><th>Ant</th><th>Cable</th><th>Preamp</th><th>Aux</th><th>APos</th><th>TPos</th><th>Remark</th></tr><tr><th></th><th>Freq</th><th>Level</th><th>Line</th><th>Margin</th><th>Level</th><th>Factor</th><th>Loss</th><th>Factor</th><th>Factor</th><th></th></tr><tr><th></th><th>MHz</th><th>dBuV/m</th><th>dBuV/m</th><th>dB</th><th>dBuV</th><th>dB/m</th><th>dB</th><th>dB</th><th>dB</th><th>cm</th><th>deg</th></tr><tr><td>1</td><td>2404.00</td><td>109.39</td><td>-----</td><td>-----</td><td>93.78</td><td>32.21</td><td>8.08</td><td>30.68</td><td>6.00</td><td>100</td><td>71 PEAK</td></tr></table>							Limit	Read	Ant	Cable	Preamp	Aux	APos	TPos	Remark		Freq	Level	Line	Margin	Level	Factor	Loss	Factor	Factor			MHz	dBuV/m	dBuV/m	dB	dBuV	dB/m	dB	dB	dB	cm	deg	1	2404.00	109.39	-----	-----	93.78	32.21	8.08	30.68	6.00	100
	Limit	Read	Ant	Cable	Preamp	Aux	APos	TPos	Remark																																																																																												
	Freq	Level	Line	Margin	Level	Factor	Loss	Factor	Factor																																																																																												
	MHz	dBuV/m	dBuV/m	dB	dBuV	dB/m	dB	dB	dB	cm	deg																																																																																										
1	2317.80	54.54	74.00	-19.46	39.42	31.90	7.94	30.72	6.00	100	71 PEAK																																																																																										
	Limit	Read	Ant	Cable	Preamp	Aux	APos	TPos	Remark																																																																																												
	Freq	Level	Line	Margin	Level	Factor	Loss	Factor	Factor																																																																																												
	MHz	dBuV/m	dBuV/m	dB	dBuV	dB/m	dB	dB	dB	cm	deg																																																																																										
1	2404.00	109.39	-----	-----	93.78	32.21	8.08	30.68	6.00	100	71 PEAK																																																																																										
Avg																																																																																																					
	<table><tr><th></th><th>Limit</th><th>Read</th><th>Ant</th><th>Cable</th><th>Preamp</th><th>Aux</th><th>APos</th><th>TPos</th><th>Remark</th></tr><tr><th></th><th>Freq</th><th>Level</th><th>Line</th><th>Margin</th><th>Level</th><th>Factor</th><th>Loss</th><th>Factor</th><th>Factor</th><th></th></tr><tr><th></th><th>MHz</th><th>dBuV/m</th><th>dBuV/m</th><th>dB</th><th>dBuV</th><th>dB/m</th><th>dB</th><th>dB</th><th>dB</th><th>cm</th><th>deg</th></tr><tr><td>1</td><td>2379.42</td><td>44.77</td><td>54.00</td><td>-9.23</td><td>29.34</td><td>32.08</td><td>8.04</td><td>30.69</td><td>6.00</td><td>100</td><td>71 AVERAGE</td></tr></table>							Limit	Read	Ant	Cable	Preamp	Aux	APos	TPos	Remark		Freq	Level	Line	Margin	Level	Factor	Loss	Factor	Factor			MHz	dBuV/m	dBuV/m	dB	dBuV	dB/m	dB	dB	dB	cm	deg	1	2379.42	44.77	54.00	-9.23	29.34	32.08	8.04	30.69	6.00	100	71 AVERAGE	<table><tr><th></th><th>Limit</th><th>Read</th><th>Ant</th><th>Cable</th><th>Preamp</th><th>Aux</th><th>APos</th><th>TPos</th><th>Remark</th></tr><tr><th></th><th>Freq</th><th>Level</th><th>Line</th><th>Margin</th><th>Level</th><th>Factor</th><th>Loss</th><th>Factor</th><th>Factor</th><th></th></tr><tr><th></th><th>MHz</th><th>dBuV/m</th><th>dBuV/m</th><th>dB</th><th>dBuV</th><th>dB/m</th><th>dB</th><th>dB</th><th>dB</th><th>cm</th><th>deg</th></tr><tr><td>1</td><td>2404.00</td><td>106.97</td><td>-----</td><td>-----</td><td>91.36</td><td>32.21</td><td>8.08</td><td>30.68</td><td>6.00</td><td>100</td><td>71 AVERAGE</td></tr></table>							Limit	Read	Ant	Cable	Preamp	Aux	APos	TPos	Remark		Freq	Level	Line	Margin	Level	Factor	Loss	Factor	Factor			MHz	dBuV/m	dBuV/m	dB	dBuV	dB/m	dB	dB	dB	cm	deg	1	2404.00	106.97	-----	-----	91.36	32.21	8.08	30.68	6.00	100
	Limit	Read	Ant	Cable	Preamp	Aux	APos	TPos	Remark																																																																																												
	Freq	Level	Line	Margin	Level	Factor	Loss	Factor	Factor																																																																																												
	MHz	dBuV/m	dBuV/m	dB	dBuV	dB/m	dB	dB	dB	cm	deg																																																																																										
1	2379.42	44.77	54.00	-9.23	29.34	32.08	8.04	30.69	6.00	100	71 AVERAGE																																																																																										
	Limit	Read	Ant	Cable	Preamp	Aux	APos	TPos	Remark																																																																																												
	Freq	Level	Line	Margin	Level	Factor	Loss	Factor	Factor																																																																																												
	MHz	dBuV/m	dBuV/m	dB	dBuV	dB/m	dB	dB	dB	cm	deg																																																																																										
1	2404.00	106.97	-----	-----	91.36	32.21	8.08	30.68	6.00	100	71 AVERAGE																																																																																										

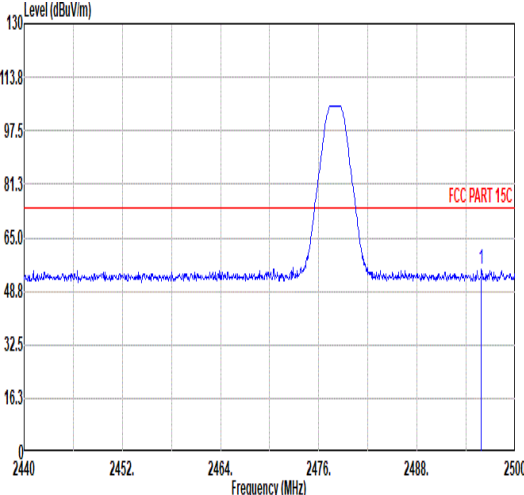
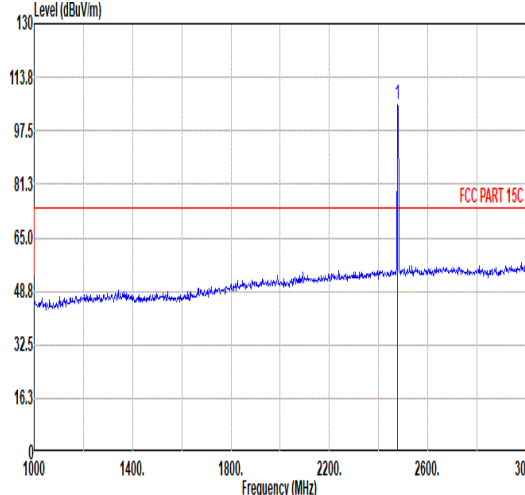
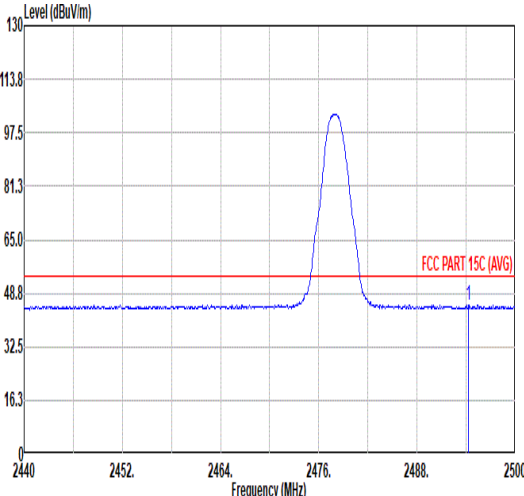
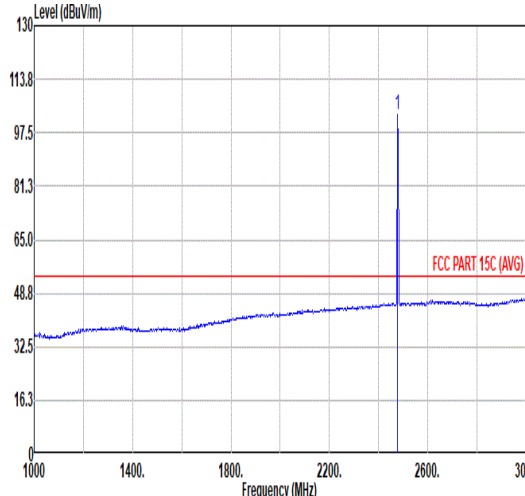


Mode	4																																																																																																													
	Harmonic																																																																																																													
	2400-2483.5_Bluetooth-LE_GFSK_CH01_2404MHz																																																																																																													
ANT	3																																																																																																													
Pol.	Horizontal						Vertical																																																																																																							
Peak Avg																																																																																																														
	<table><thead><tr><th></th><th>Limit</th><th>Read</th><th>Ant</th><th>Cable</th><th>Preamp</th><th>Aux</th><th>APos</th><th>TPos</th><th></th></tr><tr><th>Freq</th><th>Level</th><th>Line Margin</th><th>Level Factor</th><th>Loss Factor</th><th>Loss Factor</th><th>Factor</th><th></th><th></th><th>Remark</th></tr><tr><th></th><th>MHz</th><th>dBuV/m</th><th>dBuV/m</th><th>dB</th><th>dBuV</th><th>dB/m</th><th>dB</th><th>dB</th><th>cm</th><th>deg</th></tr></thead><tbody><tr><td>1</td><td>4088.00</td><td>41.02</td><td>74.00</td><td>-32.98</td><td>60.64</td><td>34.12</td><td>11.55</td><td>65.29</td><td>0.00</td><td>--</td><td>PEAK</td></tr></tbody></table>							Limit	Read	Ant	Cable	Preamp	Aux	APos	TPos		Freq	Level	Line Margin	Level Factor	Loss Factor	Loss Factor	Factor			Remark		MHz	dBuV/m	dBuV/m	dB	dBuV	dB/m	dB	dB	cm	deg	1	4088.00	41.02	74.00	-32.98	60.64	34.12	11.55	65.29	0.00	--	PEAK	<table><thead><tr><th></th><th>Limit</th><th>Read</th><th>Ant</th><th>Cable</th><th>Preamp</th><th>Aux</th><th>APos</th><th>TPos</th><th></th></tr><tr><th>Freq</th><th>Level</th><th>Line Margin</th><th>Level Factor</th><th>Loss Factor</th><th>Loss Factor</th><th>Factor</th><th></th><th></th><th>Remark</th></tr><tr><th></th><th>MHz</th><th>dBuV/m</th><th>dBuV/m</th><th>dB</th><th>dBuV</th><th>dB/m</th><th>dB</th><th>dB</th><th>cm</th><th>deg</th></tr></thead><tbody><tr><td>1</td><td>4088.00</td><td>50.12</td><td>74.00</td><td>-23.88</td><td>69.74</td><td>34.12</td><td>11.55</td><td>65.29</td><td>0.00</td><td>278</td><td>273 PEAK</td></tr><tr><td>2</td><td>4088.00</td><td>45.57</td><td>54.00</td><td>-8.43</td><td>65.22</td><td>34.11</td><td>11.54</td><td>65.30</td><td>0.00</td><td>278</td><td>273 AVERAGE</td></tr></tbody></table>							Limit	Read	Ant	Cable	Preamp	Aux	APos	TPos		Freq	Level	Line Margin	Level Factor	Loss Factor	Loss Factor	Factor			Remark		MHz	dBuV/m	dBuV/m	dB	dBuV	dB/m	dB	dB	cm	deg	1	4088.00	50.12	74.00	-23.88	69.74	34.12	11.55	65.29	0.00	278	273 PEAK	2	4088.00	45.57	54.00	-8.43	65.22	34.11	11.54	65.30	0.00	278	273 AVERAGE
		Limit	Read	Ant	Cable	Preamp	Aux	APos	TPos																																																																																																					
Freq	Level	Line Margin	Level Factor	Loss Factor	Loss Factor	Factor			Remark																																																																																																					
	MHz	dBuV/m	dBuV/m	dB	dBuV	dB/m	dB	dB	cm	deg																																																																																																				
1	4088.00	41.02	74.00	-32.98	60.64	34.12	11.55	65.29	0.00	--	PEAK																																																																																																			
	Limit	Read	Ant	Cable	Preamp	Aux	APos	TPos																																																																																																						
Freq	Level	Line Margin	Level Factor	Loss Factor	Loss Factor	Factor			Remark																																																																																																					
	MHz	dBuV/m	dBuV/m	dB	dBuV	dB/m	dB	dB	cm	deg																																																																																																				
1	4088.00	50.12	74.00	-23.88	69.74	34.12	11.55	65.29	0.00	278	273 PEAK																																																																																																			
2	4088.00	45.57	54.00	-8.43	65.22	34.11	11.54	65.30	0.00	278	273 AVERAGE																																																																																																			

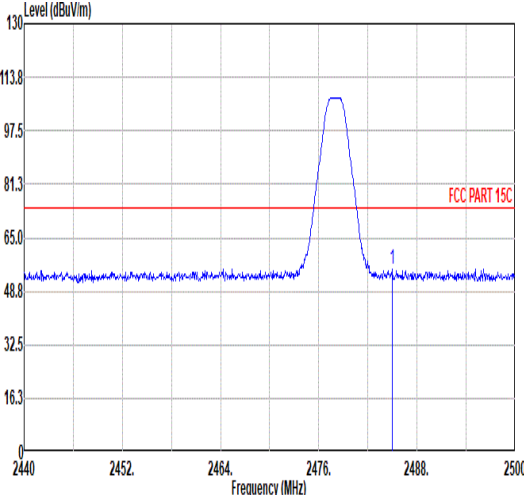
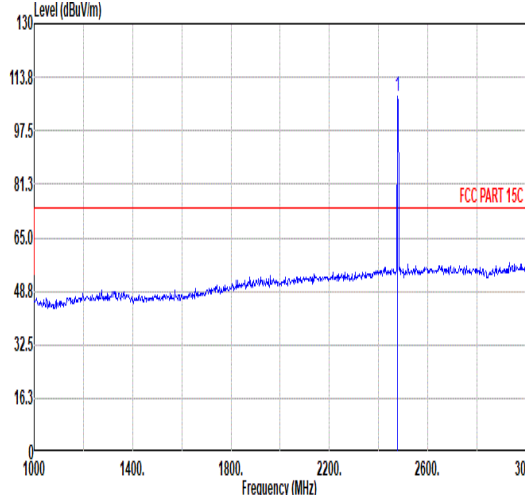
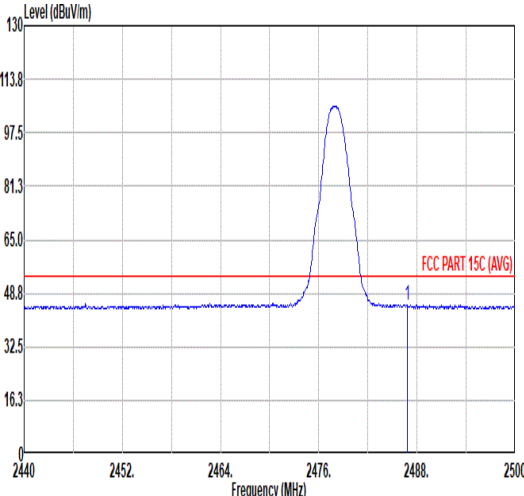
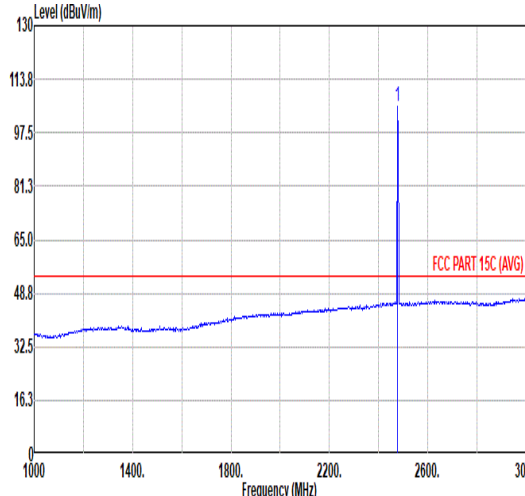


Mode	5																																																																																																																																				
	Harmonic																																																																																																																																				
	2400-2483.5_Bluetooth-LE_GFSK_CH19_2440MHz																																																																																																																																				
ANT	3																																																																																																																																				
Pol.	Horizontal										Vertical																																																																																																																										
Peak Avg																																																																																																																																					
	<table><tr><th></th><th>Limit</th><th>Read</th><th>Ant</th><th>Cable</th><th>Preamp</th><th>Aux</th><th>APos</th><th>TPos</th><th></th></tr><tr><th>Freq</th><th>Level</th><th>Line Margin</th><th>Level Factor</th><th>Loss Factor</th><th>Factor</th><th>Factor</th><th></th><th></th><th>Remark</th></tr><tr><th></th><th>MHz</th><th>dBuV/m</th><th>dBuV/m</th><th>dB</th><th>dBuV</th><th>dB/m</th><th>dB</th><th>dB</th><th>cm</th><th>deg</th></tr><tr><td>1</td><td>4880.00</td><td>41.43</td><td>74.00</td><td>-32.57</td><td>60.85</td><td>34.14</td><td>11.69</td><td>65.25</td><td>0.00</td><td>--</td><td>PEAK</td></tr><tr><td>2</td><td>7320.00</td><td>43.18</td><td>74.00</td><td>-30.82</td><td>60.38</td><td>35.76</td><td>14.49</td><td>67.45</td><td>0.00</td><td>--</td><td>PEAK</td></tr></table>											Limit	Read	Ant	Cable	Preamp	Aux	APos	TPos		Freq	Level	Line Margin	Level Factor	Loss Factor	Factor	Factor			Remark		MHz	dBuV/m	dBuV/m	dB	dBuV	dB/m	dB	dB	cm	deg	1	4880.00	41.43	74.00	-32.57	60.85	34.14	11.69	65.25	0.00	--	PEAK	2	7320.00	43.18	74.00	-30.82	60.38	35.76	14.49	67.45	0.00	--	PEAK	<table><tr><th></th><th>Limit</th><th>Read</th><th>Ant</th><th>Cable</th><th>Preamp</th><th>Aux</th><th>APos</th><th>TPos</th><th></th></tr><tr><th>Freq</th><th>Level</th><th>Line Margin</th><th>Level Factor</th><th>Loss Factor</th><th>Factor</th><th>Factor</th><th></th><th></th><th>Remark</th></tr><tr><th></th><th>MHz</th><th>dBuV/m</th><th>dBuV/m</th><th>dB</th><th>dBuV</th><th>dB/m</th><th>dB</th><th>dB</th><th>cm</th><th>deg</th></tr><tr><td>1</td><td>4880.00</td><td>51.02</td><td>74.00</td><td>-22.98</td><td>70.44</td><td>34.14</td><td>11.69</td><td>65.25</td><td>0.00</td><td>345</td><td>217 PEAK</td></tr><tr><td>2</td><td>4880.00</td><td>47.00</td><td>54.00</td><td>-7.00</td><td>66.42</td><td>34.14</td><td>11.69</td><td>65.25</td><td>0.00</td><td>345</td><td>217 AVERAGE</td></tr><tr><td>3</td><td>7320.00</td><td>41.59</td><td>74.00</td><td>-32.41</td><td>58.79</td><td>35.76</td><td>14.49</td><td>67.45</td><td>0.00</td><td>--</td><td>PEAK</td></tr></table>		Limit	Read	Ant	Cable	Preamp	Aux	APos	TPos		Freq	Level	Line Margin	Level Factor	Loss Factor	Factor	Factor			Remark		MHz	dBuV/m	dBuV/m	dB	dBuV	dB/m	dB	dB	cm	deg	1	4880.00	51.02	74.00	-22.98	70.44	34.14	11.69	65.25	0.00	345	217 PEAK	2	4880.00	47.00	54.00	-7.00	66.42	34.14	11.69	65.25	0.00	345	217 AVERAGE	3	7320.00	41.59	74.00	-32.41	58.79	35.76	14.49	67.45	0.00	--	PEAK
		Limit	Read	Ant	Cable	Preamp	Aux	APos	TPos																																																																																																																												
	Freq	Level	Line Margin	Level Factor	Loss Factor	Factor	Factor			Remark																																																																																																																											
	MHz	dBuV/m	dBuV/m	dB	dBuV	dB/m	dB	dB	cm	deg																																																																																																																											
1	4880.00	41.43	74.00	-32.57	60.85	34.14	11.69	65.25	0.00	--	PEAK																																																																																																																										
2	7320.00	43.18	74.00	-30.82	60.38	35.76	14.49	67.45	0.00	--	PEAK																																																																																																																										
	Limit	Read	Ant	Cable	Preamp	Aux	APos	TPos																																																																																																																													
Freq	Level	Line Margin	Level Factor	Loss Factor	Factor	Factor			Remark																																																																																																																												
	MHz	dBuV/m	dBuV/m	dB	dBuV	dB/m	dB	dB	cm	deg																																																																																																																											
1	4880.00	51.02	74.00	-22.98	70.44	34.14	11.69	65.25	0.00	345	217 PEAK																																																																																																																										
2	4880.00	47.00	54.00	-7.00	66.42	34.14	11.69	65.25	0.00	345	217 AVERAGE																																																																																																																										
3	7320.00	41.59	74.00	-32.41	58.79	35.76	14.49	67.45	0.00	--	PEAK																																																																																																																										

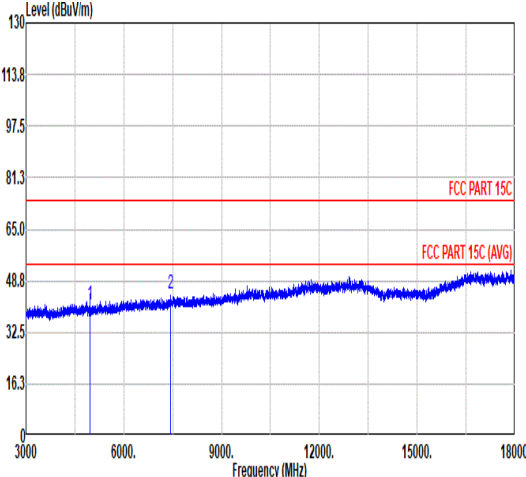
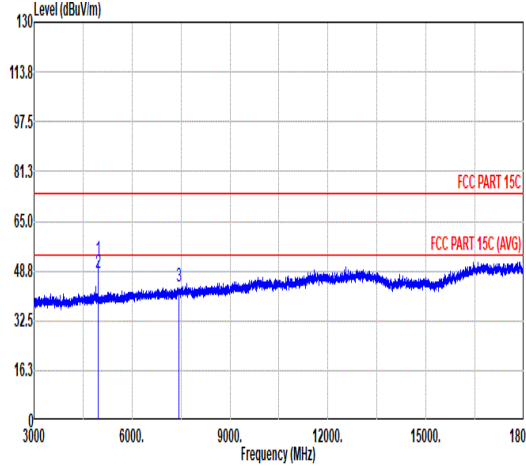


Mode	6																																																																																																														
	Band Edge																																																																																																														
	2400-2483.5_Bluetooth-LE_GFSK_CH38_2478MHz																																																																																																														
ANT	3																																																																																																														
Pol.	Horizontal						Fundamental																																																																																																								
Peak																																																																																																															
	<table><tr><th></th><th>Limit</th><th>Read</th><th>Ant</th><th>Cable</th><th>Preamp</th><th>Aux</th><th>APos</th><th>TPos</th><th></th></tr><tr><th>Freq</th><th>Level</th><th>Line</th><th>Margin</th><th>Level</th><th>Factor</th><th>Loss</th><th>Factor</th><th>Factor</th><th>Remark</th></tr><tr><th></th><th>MHz</th><th>dBuV/m</th><th>dBuV/m</th><th>dB</th><th>dBuV</th><th>dB/m</th><th>dB</th><th>dB</th><th>cm</th><th>deg</th></tr><tr><td>1</td><td>2495.86</td><td>55.51</td><td>74.00</td><td>-18.49</td><td>39.51</td><td>32.39</td><td>8.26</td><td>30.65</td><td>6.00</td><td>100</td><td>63</td><td>PEAK</td></tr></table>													Limit	Read	Ant	Cable	Preamp	Aux	APos	TPos		Freq	Level	Line	Margin	Level	Factor	Loss	Factor	Factor	Remark		MHz	dBuV/m	dBuV/m	dB	dBuV	dB/m	dB	dB	cm	deg	1	2495.86	55.51	74.00	-18.49	39.51	32.39	8.26	30.65	6.00	100	63	PEAK	<table><tr><th></th><th>Limit</th><th>Read</th><th>Ant</th><th>Cable</th><th>Preamp</th><th>Aux</th><th>APos</th><th>TPos</th><th></th></tr><tr><th>Freq</th><th>Level</th><th>Line</th><th>Margin</th><th>Level</th><th>Factor</th><th>Loss</th><th>Factor</th><th>Factor</th><th>Remark</th></tr><tr><th></th><th>MHz</th><th>dBuV/m</th><th>dBuV/m</th><th>dB</th><th>dBuV</th><th>dB/m</th><th>dB</th><th>dB</th><th>cm</th><th>deg</th></tr><tr><td>1</td><td>2478.00</td><td>105.54</td><td>-----</td><td>-----</td><td>89.62</td><td>32.36</td><td>8.22</td><td>30.66</td><td>6.00</td><td>100</td><td>63</td><td>PEAK</td></tr></table>													Limit	Read	Ant	Cable	Preamp	Aux	APos	TPos		Freq	Level	Line	Margin	Level	Factor	Loss	Factor	Factor	Remark		MHz	dBuV/m	dBuV/m	dB	dBuV	dB/m	dB	dB	cm	deg	1	2478.00	105.54	-----	-----	89.62	32.36	8.22	30.66	6.00	100	63
	Limit	Read	Ant	Cable	Preamp	Aux	APos	TPos																																																																																																							
Freq	Level	Line	Margin	Level	Factor	Loss	Factor	Factor	Remark																																																																																																						
	MHz	dBuV/m	dBuV/m	dB	dBuV	dB/m	dB	dB	cm	deg																																																																																																					
1	2495.86	55.51	74.00	-18.49	39.51	32.39	8.26	30.65	6.00	100	63	PEAK																																																																																																			
	Limit	Read	Ant	Cable	Preamp	Aux	APos	TPos																																																																																																							
Freq	Level	Line	Margin	Level	Factor	Loss	Factor	Factor	Remark																																																																																																						
	MHz	dBuV/m	dBuV/m	dB	dBuV	dB/m	dB	dB	cm	deg																																																																																																					
1	2478.00	105.54	-----	-----	89.62	32.36	8.22	30.66	6.00	100	63	PEAK																																																																																																			
Avg																																																																																																															
	<table><tr><th></th><th>Limit</th><th>Read</th><th>Ant</th><th>Cable</th><th>Preamp</th><th>Aux</th><th>APos</th><th>TPos</th><th></th></tr><tr><th>Freq</th><th>Level</th><th>Line</th><th>Margin</th><th>Level</th><th>Factor</th><th>Loss</th><th>Factor</th><th>Factor</th><th>Remark</th></tr><tr><th></th><th>MHz</th><th>dBuV/m</th><th>dBuV/m</th><th>dB</th><th>dBuV</th><th>dB/m</th><th>dB</th><th>dB</th><th>cm</th><th>deg</th></tr><tr><td>1</td><td>2494.30</td><td>45.14</td><td>54.00</td><td>-8.86</td><td>29.15</td><td>32.39</td><td>8.25</td><td>30.65</td><td>6.00</td><td>100</td><td>63</td><td>AVERAGE</td></tr></table>													Limit	Read	Ant	Cable	Preamp	Aux	APos	TPos		Freq	Level	Line	Margin	Level	Factor	Loss	Factor	Factor	Remark		MHz	dBuV/m	dBuV/m	dB	dBuV	dB/m	dB	dB	cm	deg	1	2494.30	45.14	54.00	-8.86	29.15	32.39	8.25	30.65	6.00	100	63	AVERAGE	<table><tr><th></th><th>Limit</th><th>Read</th><th>Ant</th><th>Cable</th><th>Preamp</th><th>Aux</th><th>APos</th><th>TPos</th><th></th></tr><tr><th>Freq</th><th>Level</th><th>Line</th><th>Margin</th><th>Level</th><th>Factor</th><th>Loss</th><th>Factor</th><th>Factor</th><th>Remark</th></tr><tr><th></th><th>MHz</th><th>dBuV/m</th><th>dBuV/m</th><th>dB</th><th>dBuV</th><th>dB/m</th><th>dB</th><th>dB</th><th>cm</th><th>deg</th></tr><tr><td>1</td><td>2478.00</td><td>103.10</td><td>-----</td><td>-----</td><td>87.18</td><td>32.36</td><td>8.22</td><td>30.66</td><td>6.00</td><td>100</td><td>63</td><td>AVERAGE</td></tr></table>													Limit	Read	Ant	Cable	Preamp	Aux	APos	TPos		Freq	Level	Line	Margin	Level	Factor	Loss	Factor	Factor	Remark		MHz	dBuV/m	dBuV/m	dB	dBuV	dB/m	dB	dB	cm	deg	1	2478.00	103.10	-----	-----	87.18	32.36	8.22	30.66	6.00	100	63
	Limit	Read	Ant	Cable	Preamp	Aux	APos	TPos																																																																																																							
Freq	Level	Line	Margin	Level	Factor	Loss	Factor	Factor	Remark																																																																																																						
	MHz	dBuV/m	dBuV/m	dB	dBuV	dB/m	dB	dB	cm	deg																																																																																																					
1	2494.30	45.14	54.00	-8.86	29.15	32.39	8.25	30.65	6.00	100	63	AVERAGE																																																																																																			
	Limit	Read	Ant	Cable	Preamp	Aux	APos	TPos																																																																																																							
Freq	Level	Line	Margin	Level	Factor	Loss	Factor	Factor	Remark																																																																																																						
	MHz	dBuV/m	dBuV/m	dB	dBuV	dB/m	dB	dB	cm	deg																																																																																																					
1	2478.00	103.10	-----	-----	87.18	32.36	8.22	30.66	6.00	100	63	AVERAGE																																																																																																			



Mode	6																																																																																																				
	Band Edge																																																																																																				
	2400-2483.5_Bluetooth-LE_GFSK_CH38_2478MHz																																																																																																				
ANT	3																																																																																																				
Pol.	Vertical						Fundamental																																																																																														
Peak																																																																																																					
	<table><thead><tr><th></th><th>Limit</th><th>Read</th><th>Ant</th><th>Cable</th><th>Preamp</th><th>Aux</th><th>APos</th><th>TPos</th><th>Remark</th></tr><tr><th></th><th>Freq</th><th>Level</th><th>Line</th><th>Margin</th><th>Level</th><th>Factor</th><th>Loss</th><th>Factor</th><th>Factor</th><th></th></tr><tr><th></th><th>MHz</th><th>dBuV/m</th><th>dBuV/m</th><th>dB</th><th>dBuV</th><th>dB/m</th><th>dB</th><th>dB</th><th>cm</th><th>deg</th></tr></thead><tbody><tr><td>1</td><td>2484.94</td><td>55.62</td><td>74.00</td><td>-18.38</td><td>39.66</td><td>32.37</td><td>8.24</td><td>30.65</td><td>6.00</td><td>100</td><td>68</td><td>PEAK</td></tr></tbody></table>							Limit	Read	Ant	Cable	Preamp	Aux	APos	TPos	Remark		Freq	Level	Line	Margin	Level	Factor	Loss	Factor	Factor			MHz	dBuV/m	dBuV/m	dB	dBuV	dB/m	dB	dB	cm	deg	1	2484.94	55.62	74.00	-18.38	39.66	32.37	8.24	30.65	6.00	100	68	PEAK	<table><thead><tr><th></th><th>Limit</th><th>Read</th><th>Ant</th><th>Cable</th><th>Preamp</th><th>Aux</th><th>APos</th><th>TPos</th><th>Remark</th></tr><tr><th></th><th>Freq</th><th>Level</th><th>Line</th><th>Margin</th><th>Level</th><th>Factor</th><th>Loss</th><th>Factor</th><th>Factor</th><th></th></tr><tr><th></th><th>MHz</th><th>dBuV/m</th><th>dBuV/m</th><th>dB</th><th>dBuV</th><th>dB/m</th><th>dB</th><th>dB</th><th>cm</th><th>deg</th></tr></thead><tbody><tr><td>1</td><td>2478.00</td><td>107.86</td><td>-----</td><td>-----</td><td>91.94</td><td>32.36</td><td>8.22</td><td>30.66</td><td>6.00</td><td>100</td><td>68</td><td>PEAK</td></tr></tbody></table>							Limit	Read	Ant	Cable	Preamp	Aux	APos	TPos	Remark		Freq	Level	Line	Margin	Level	Factor	Loss	Factor	Factor			MHz	dBuV/m	dBuV/m	dB	dBuV	dB/m	dB	dB	cm	deg	1	2478.00	107.86	-----	-----	91.94	32.36	8.22	30.66	6.00	100	68
	Limit	Read	Ant	Cable	Preamp	Aux	APos	TPos	Remark																																																																																												
	Freq	Level	Line	Margin	Level	Factor	Loss	Factor	Factor																																																																																												
	MHz	dBuV/m	dBuV/m	dB	dBuV	dB/m	dB	dB	cm	deg																																																																																											
1	2484.94	55.62	74.00	-18.38	39.66	32.37	8.24	30.65	6.00	100	68	PEAK																																																																																									
	Limit	Read	Ant	Cable	Preamp	Aux	APos	TPos	Remark																																																																																												
	Freq	Level	Line	Margin	Level	Factor	Loss	Factor	Factor																																																																																												
	MHz	dBuV/m	dBuV/m	dB	dBuV	dB/m	dB	dB	cm	deg																																																																																											
1	2478.00	107.86	-----	-----	91.94	32.36	8.22	30.66	6.00	100	68	PEAK																																																																																									
Avg																																																																																																					
	<table><thead><tr><th></th><th>Limit</th><th>Read</th><th>Ant</th><th>Cable</th><th>Preamp</th><th>Aux</th><th>APos</th><th>TPos</th><th>Remark</th></tr><tr><th></th><th>Freq</th><th>Level</th><th>Line</th><th>Margin</th><th>Level</th><th>Factor</th><th>Loss</th><th>Factor</th><th>Factor</th><th></th></tr><tr><th></th><th>MHz</th><th>dBuV/m</th><th>dBuV/m</th><th>dB</th><th>dBuV</th><th>dB/m</th><th>dB</th><th>dB</th><th>cm</th><th>deg</th></tr></thead><tbody><tr><td>1</td><td>2486.00</td><td>45.36</td><td>54.00</td><td>-8.64</td><td>29.40</td><td>32.37</td><td>8.24</td><td>30.65</td><td>6.00</td><td>100</td><td>68</td><td>AVERAGE</td></tr></tbody></table>							Limit	Read	Ant	Cable	Preamp	Aux	APos	TPos	Remark		Freq	Level	Line	Margin	Level	Factor	Loss	Factor	Factor			MHz	dBuV/m	dBuV/m	dB	dBuV	dB/m	dB	dB	cm	deg	1	2486.00	45.36	54.00	-8.64	29.40	32.37	8.24	30.65	6.00	100	68	AVERAGE	<table><thead><tr><th></th><th>Limit</th><th>Read</th><th>Ant</th><th>Cable</th><th>Preamp</th><th>Aux</th><th>APos</th><th>TPos</th><th>Remark</th></tr><tr><th></th><th>Freq</th><th>Level</th><th>Line</th><th>Margin</th><th>Level</th><th>Factor</th><th>Loss</th><th>Factor</th><th>Factor</th><th></th></tr><tr><th></th><th>MHz</th><th>dBuV/m</th><th>dBuV/m</th><th>dB</th><th>dBuV</th><th>dB/m</th><th>dB</th><th>dB</th><th>cm</th><th>deg</th></tr></thead><tbody><tr><td>1</td><td>2478.00</td><td>105.59</td><td>-----</td><td>-----</td><td>89.67</td><td>32.36</td><td>8.22</td><td>30.66</td><td>6.00</td><td>100</td><td>68</td><td>AVERAGE</td></tr></tbody></table>							Limit	Read	Ant	Cable	Preamp	Aux	APos	TPos	Remark		Freq	Level	Line	Margin	Level	Factor	Loss	Factor	Factor			MHz	dBuV/m	dBuV/m	dB	dBuV	dB/m	dB	dB	cm	deg	1	2478.00	105.59	-----	-----	89.67	32.36	8.22	30.66	6.00	100	68
	Limit	Read	Ant	Cable	Preamp	Aux	APos	TPos	Remark																																																																																												
	Freq	Level	Line	Margin	Level	Factor	Loss	Factor	Factor																																																																																												
	MHz	dBuV/m	dBuV/m	dB	dBuV	dB/m	dB	dB	cm	deg																																																																																											
1	2486.00	45.36	54.00	-8.64	29.40	32.37	8.24	30.65	6.00	100	68	AVERAGE																																																																																									
	Limit	Read	Ant	Cable	Preamp	Aux	APos	TPos	Remark																																																																																												
	Freq	Level	Line	Margin	Level	Factor	Loss	Factor	Factor																																																																																												
	MHz	dBuV/m	dBuV/m	dB	dBuV	dB/m	dB	dB	cm	deg																																																																																											
1	2478.00	105.59	-----	-----	89.67	32.36	8.22	30.66	6.00	100	68	AVERAGE																																																																																									

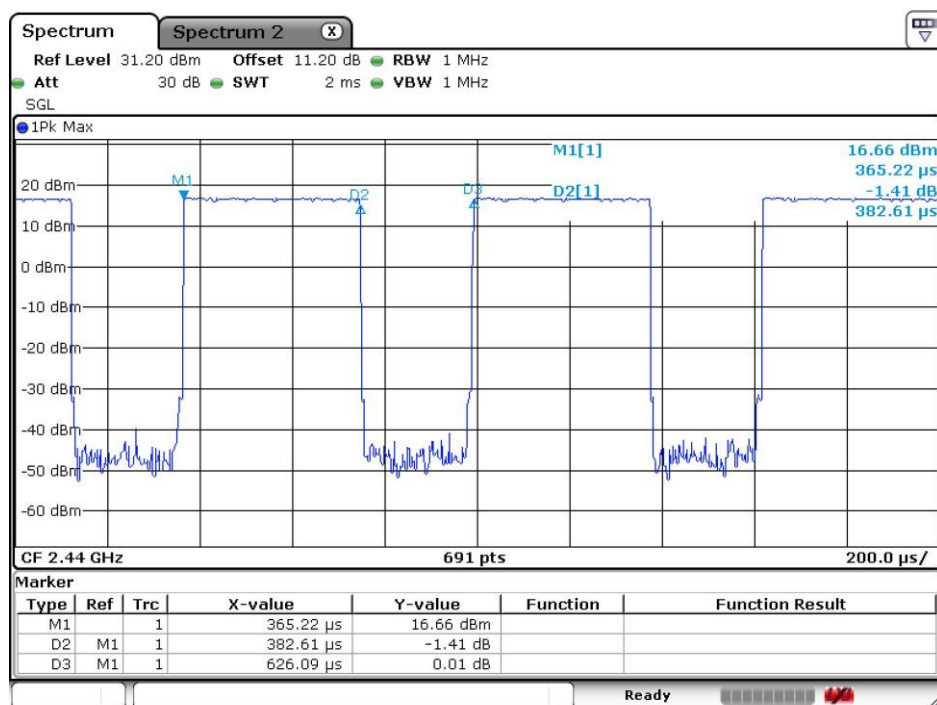


Mode	6																																																																													
	Harmonic																																																																													
	2400-2483.5_Bluetooth-LE_GFSK_CH38_2478MHz																																																																													
ANT	3																																																																													
Pol.	Horizontal																																																																													
Peak Avg																																																																														
	<table><tr><th></th><th>Limit</th><th>Read</th><th>Ant</th><th>Cable</th><th>Preamp</th><th>Aux</th><th>APos</th><th>TPos</th><th></th></tr><tr><th>Freq</th><th>Level</th><th>Line</th><th>Margin</th><th>Level</th><th>Factor</th><th>Loss</th><th>Factor</th><th>Factor</th><th>Remark</th></tr><tr><th></th><th>MHz</th><th>dBuV/m</th><th>dBuV/m</th><th>dB</th><th>dBuV</th><th>dB/m</th><th>dB</th><th>dB</th><th>cm</th><th>deg</th></tr><tr><td>1</td><td>4956.00</td><td>41.07</td><td>74.00</td><td>-32.93</td><td>60.94</td><td>33.92</td><td>11.84</td><td>65.63</td><td>0.00</td><td>--</td><td>PEAK</td></tr><tr><td>2</td><td>7434.00</td><td>44.56</td><td>74.00</td><td>-29.44</td><td>61.01</td><td>35.00</td><td>14.63</td><td>66.88</td><td>0.00</td><td>--</td><td>PEAK</td></tr></table>												Limit	Read	Ant	Cable	Preamp	Aux	APos	TPos		Freq	Level	Line	Margin	Level	Factor	Loss	Factor	Factor	Remark		MHz	dBuV/m	dBuV/m	dB	dBuV	dB/m	dB	dB	cm	deg	1	4956.00	41.07	74.00	-32.93	60.94	33.92	11.84	65.63	0.00	--	PEAK	2	7434.00	44.56	74.00	-29.44	61.01	35.00	14.63	66.88	0.00	--	PEAK												
		Limit	Read	Ant	Cable	Preamp	Aux	APos	TPos																																																																					
	Freq	Level	Line	Margin	Level	Factor	Loss	Factor	Factor	Remark																																																																				
	MHz	dBuV/m	dBuV/m	dB	dBuV	dB/m	dB	dB	cm	deg																																																																				
1	4956.00	41.07	74.00	-32.93	60.94	33.92	11.84	65.63	0.00	--	PEAK																																																																			
2	7434.00	44.56	74.00	-29.44	61.01	35.00	14.63	66.88	0.00	--	PEAK																																																																			
Vertical																																																																														
																																																																														
	<table><tr><th></th><th>Limit</th><th>Read</th><th>Ant</th><th>Cable</th><th>Preamp</th><th>Aux</th><th>APos</th><th>TPos</th><th></th></tr><tr><th>Freq</th><th>Level</th><th>Line</th><th>Margin</th><th>Level</th><th>Factor</th><th>Loss</th><th>Factor</th><th>Factor</th><th>Remark</th></tr><tr><th></th><th>MHz</th><th>dBuV/m</th><th>dBuV/m</th><th>dB</th><th>dBuV</th><th>dB/m</th><th>dB</th><th>dB</th><th>cm</th><th>deg</th></tr><tr><td>1</td><td>4956.00</td><td>52.60</td><td>74.00</td><td>-21.40</td><td>72.47</td><td>33.92</td><td>11.84</td><td>65.63</td><td>0.00</td><td>373</td><td>265 PEAK</td></tr><tr><td>2</td><td>4956.00</td><td>48.06</td><td>54.00</td><td>-5.94</td><td>67.93</td><td>33.92</td><td>11.84</td><td>65.63</td><td>0.00</td><td>373</td><td>265 AVERAGE</td></tr><tr><td>3</td><td>7434.00</td><td>43.45</td><td>74.00</td><td>-30.55</td><td>59.90</td><td>35.00</td><td>14.63</td><td>66.88</td><td>0.00</td><td>--</td><td>PEAK</td></tr></table>												Limit	Read	Ant	Cable	Preamp	Aux	APos	TPos		Freq	Level	Line	Margin	Level	Factor	Loss	Factor	Factor	Remark		MHz	dBuV/m	dBuV/m	dB	dBuV	dB/m	dB	dB	cm	deg	1	4956.00	52.60	74.00	-21.40	72.47	33.92	11.84	65.63	0.00	373	265 PEAK	2	4956.00	48.06	54.00	-5.94	67.93	33.92	11.84	65.63	0.00	373	265 AVERAGE	3	7434.00	43.45	74.00	-30.55	59.90	35.00	14.63	66.88	0.00	--	PEAK
	Limit	Read	Ant	Cable	Preamp	Aux	APos	TPos																																																																						
Freq	Level	Line	Margin	Level	Factor	Loss	Factor	Factor	Remark																																																																					
	MHz	dBuV/m	dBuV/m	dB	dBuV	dB/m	dB	dB	cm	deg																																																																				
1	4956.00	52.60	74.00	-21.40	72.47	33.92	11.84	65.63	0.00	373	265 PEAK																																																																			
2	4956.00	48.06	54.00	-5.94	67.93	33.92	11.84	65.63	0.00	373	265 AVERAGE																																																																			
3	7434.00	43.45	74.00	-30.55	59.90	35.00	14.63	66.88	0.00	--	PEAK																																																																			

Appendix D. Duty Cycle Plots

Band	Duty Cycle(%)	T(ms)	1/T(kHz)	VBW Setting
Bluetooth LE 1Mbps	61.11	0.383	2.614	2.7kHz
Bluetooth LE 2Mbps	31.48	0.197	5.074	5.1KHz

Bluetooth LE 1Mbps





Bluetooth LE 2Mbps

