DH5_Ant7_2402_1000~26500

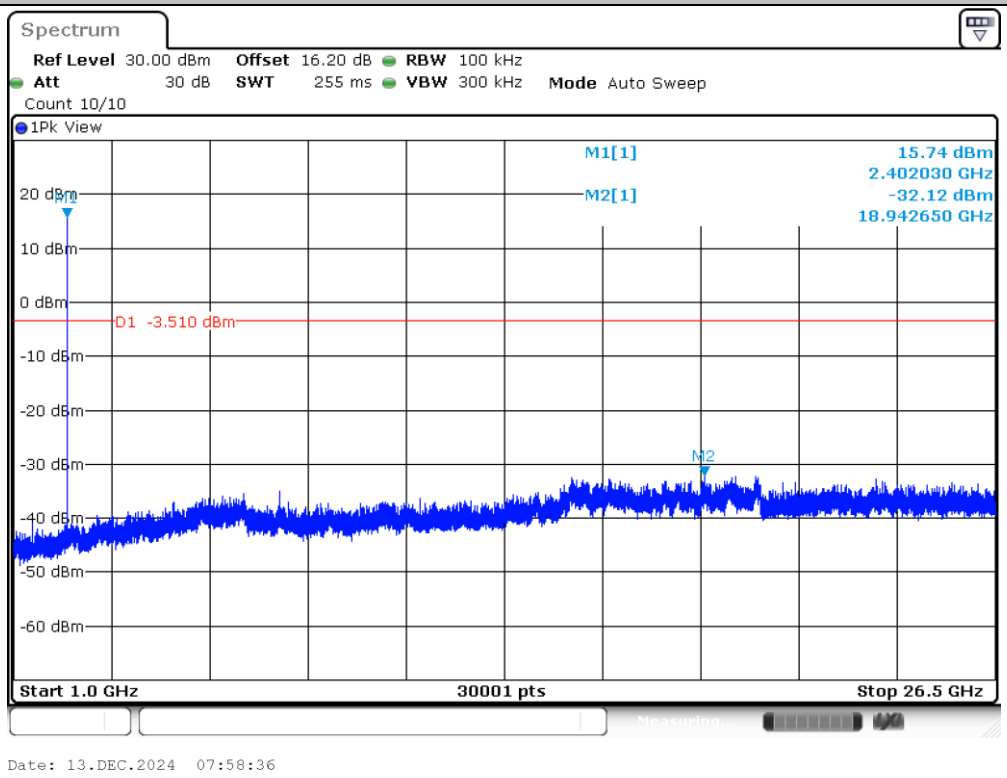

DH5_Ant6_2402_0~Reference

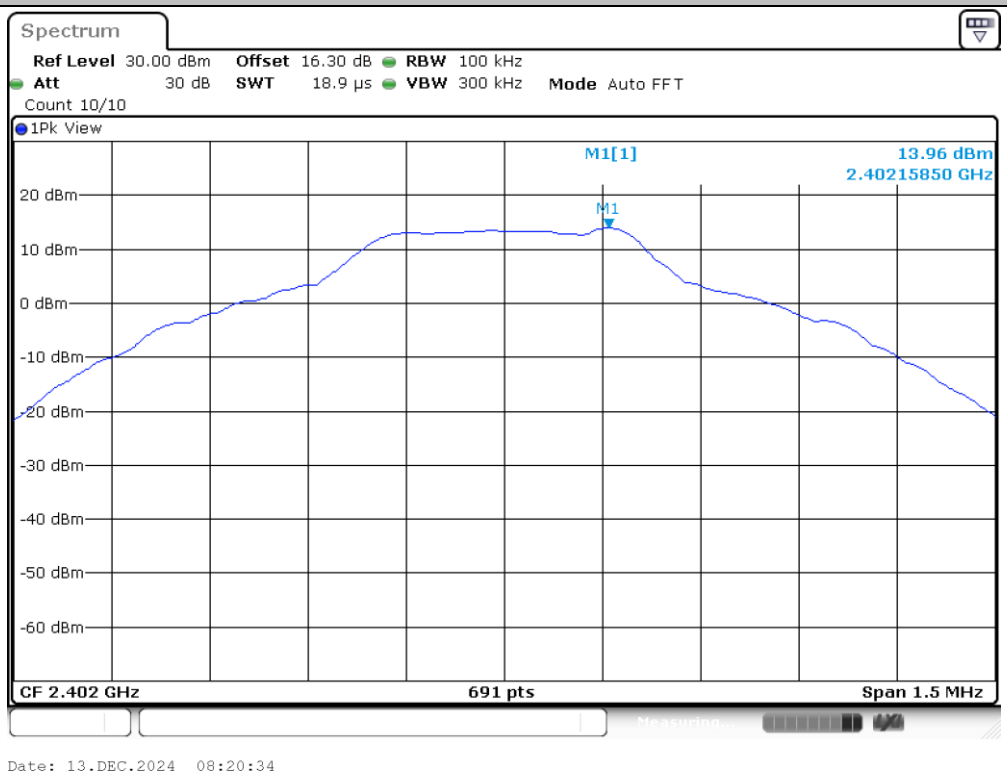

DH5_Ant6_2402_30~1000

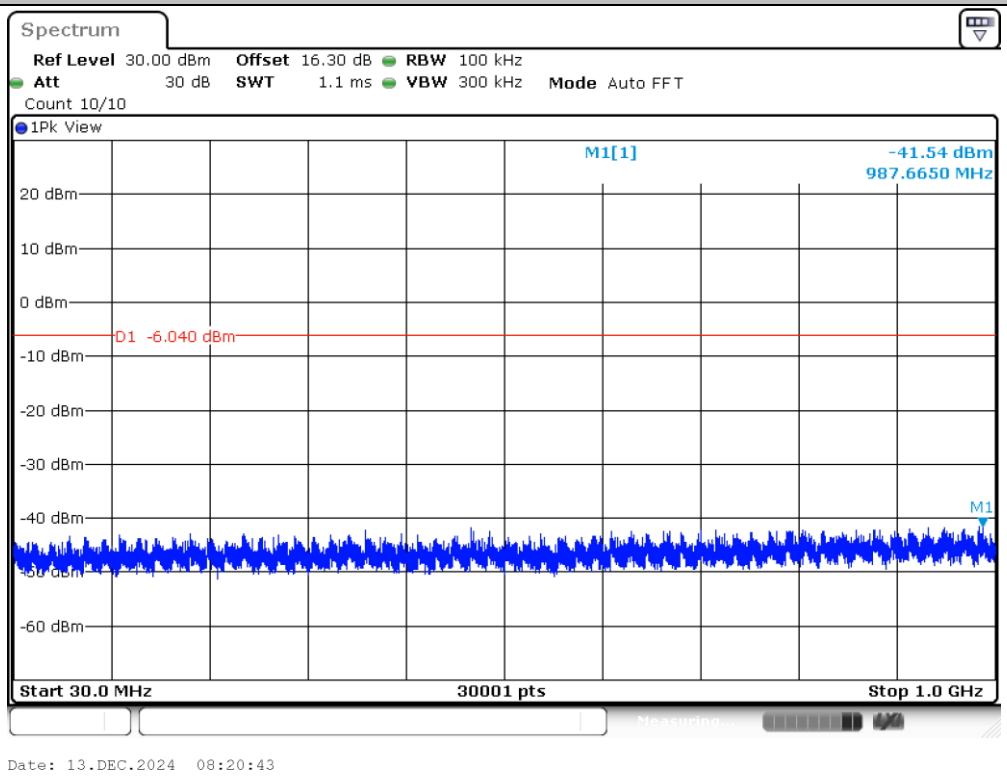

DH5_Ant6_2402_1000~26500

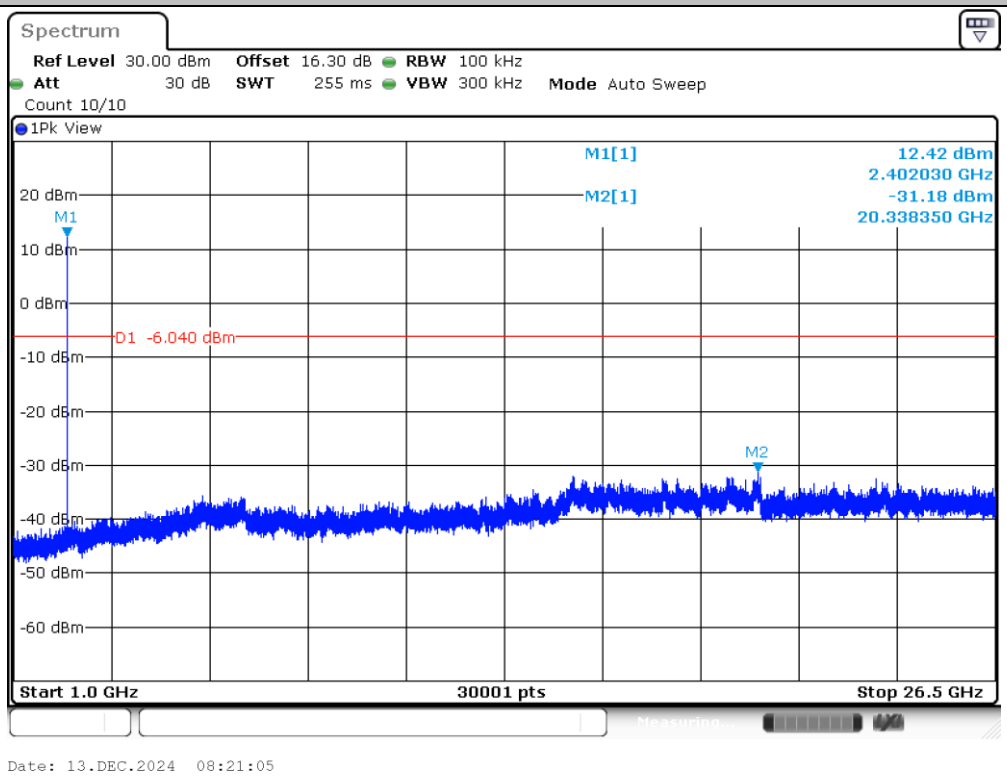

DH5_Ant7_2441_0~Reference

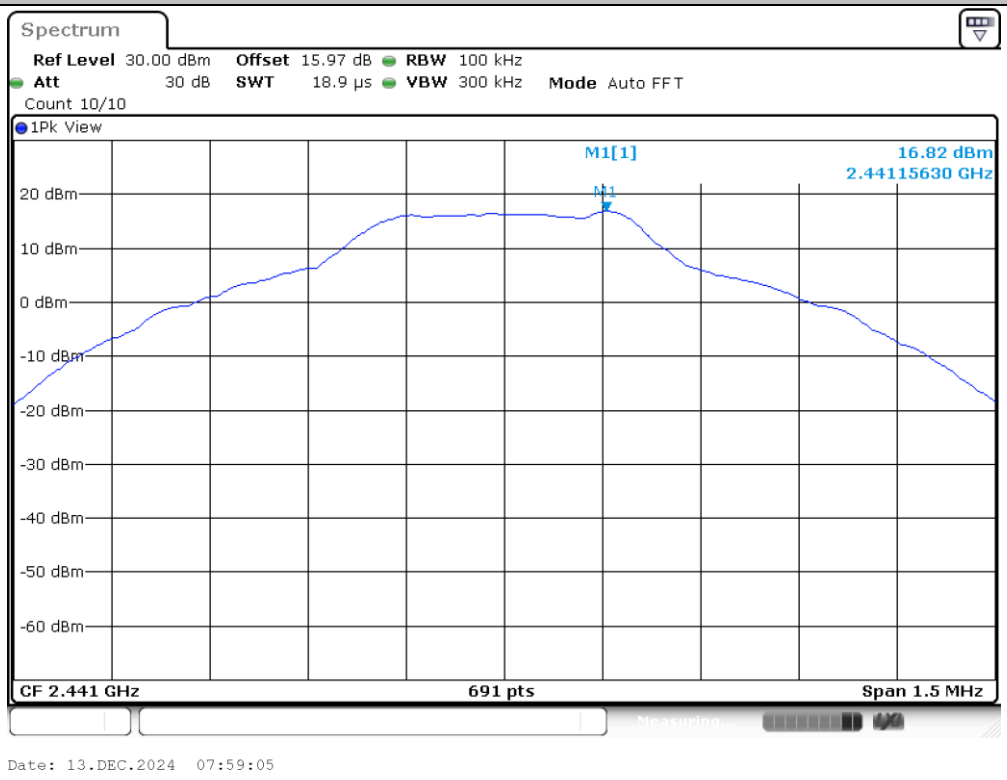

DH5_Ant7_2441_30~1000

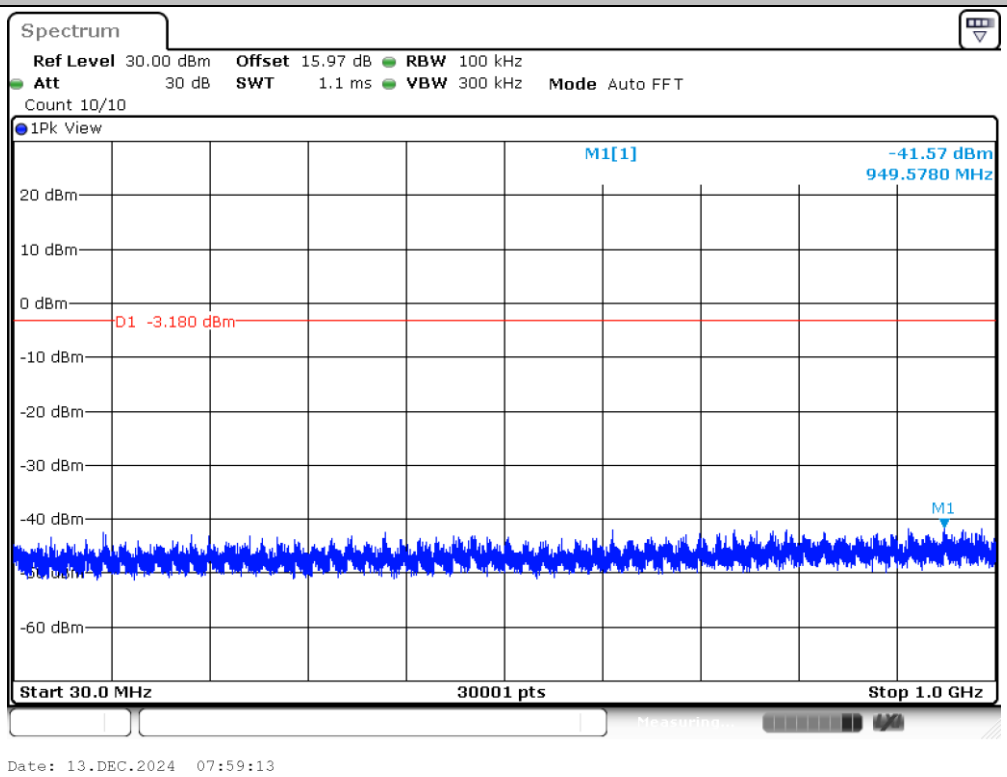

DH5_Ant7_2441_1000~26500

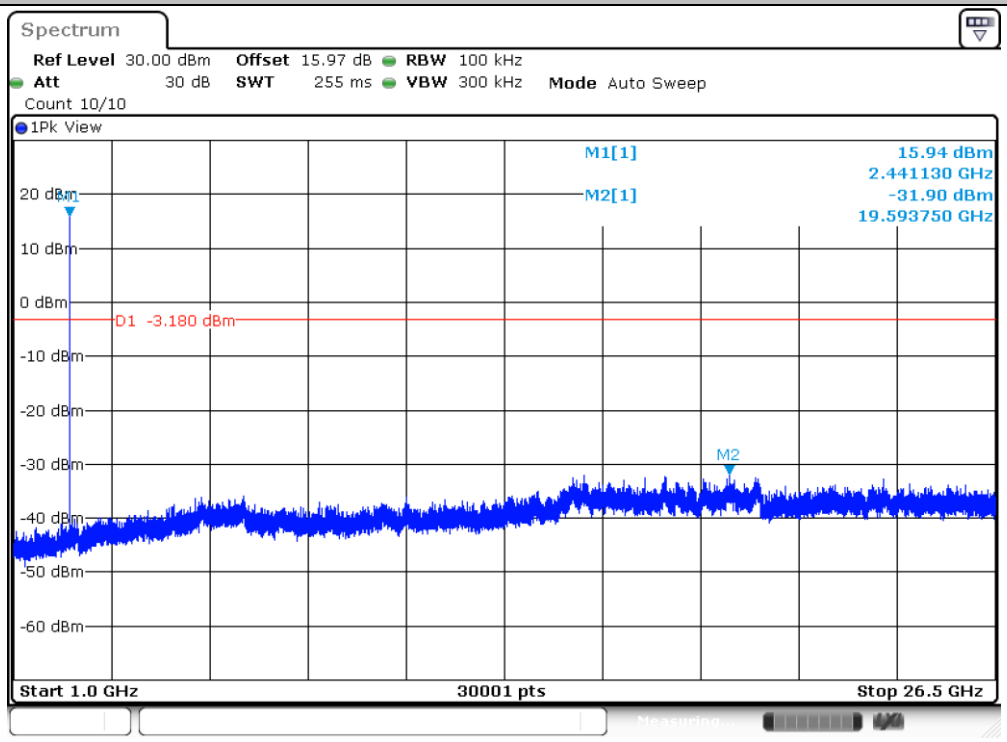

Date: 13.DEC.2024 07:59:35

DH5_Ant6_2441_0~Reference

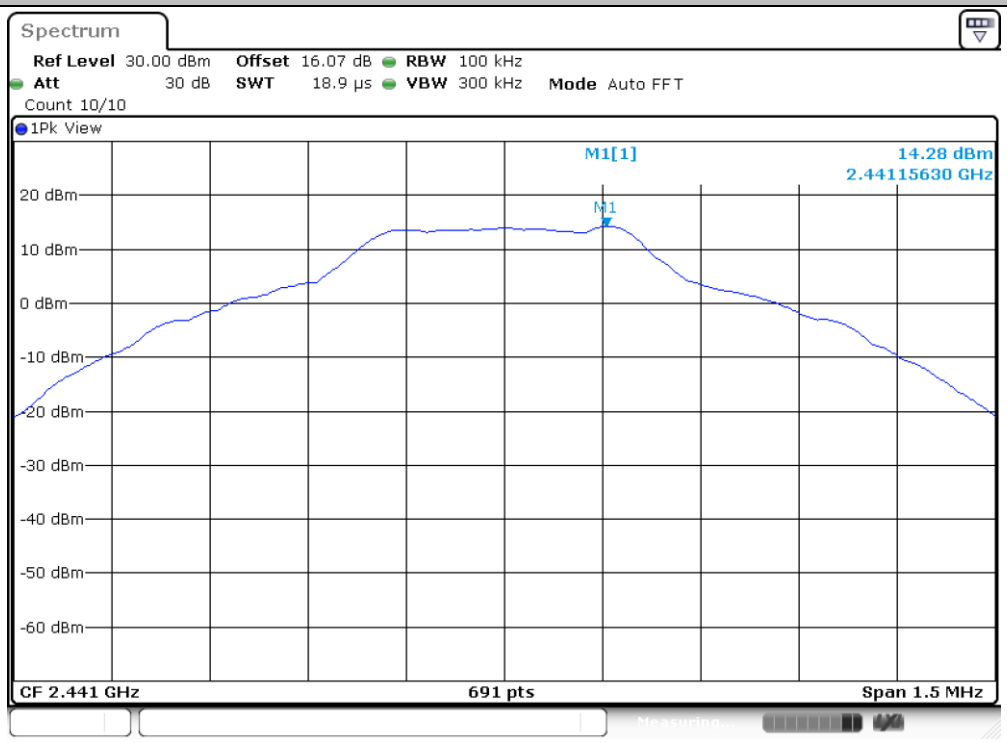

Date: 13.DEC.2024 08:21:34

DH5_Ant6_2441_30~1000

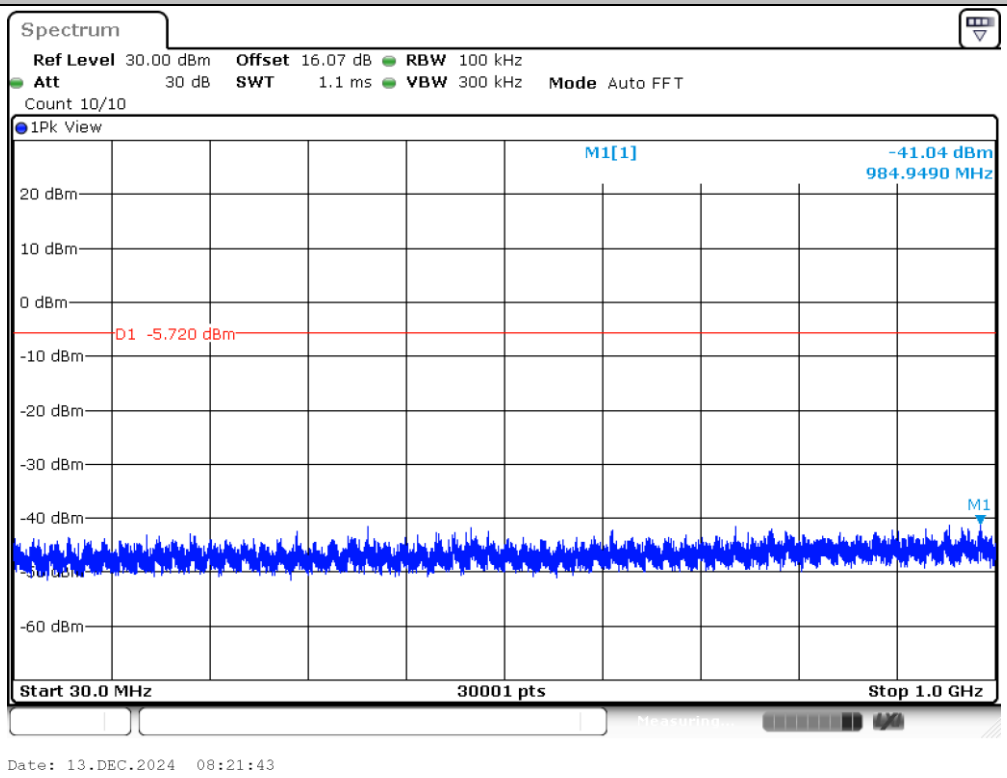

DH5_Ant6_2441_1000~26500

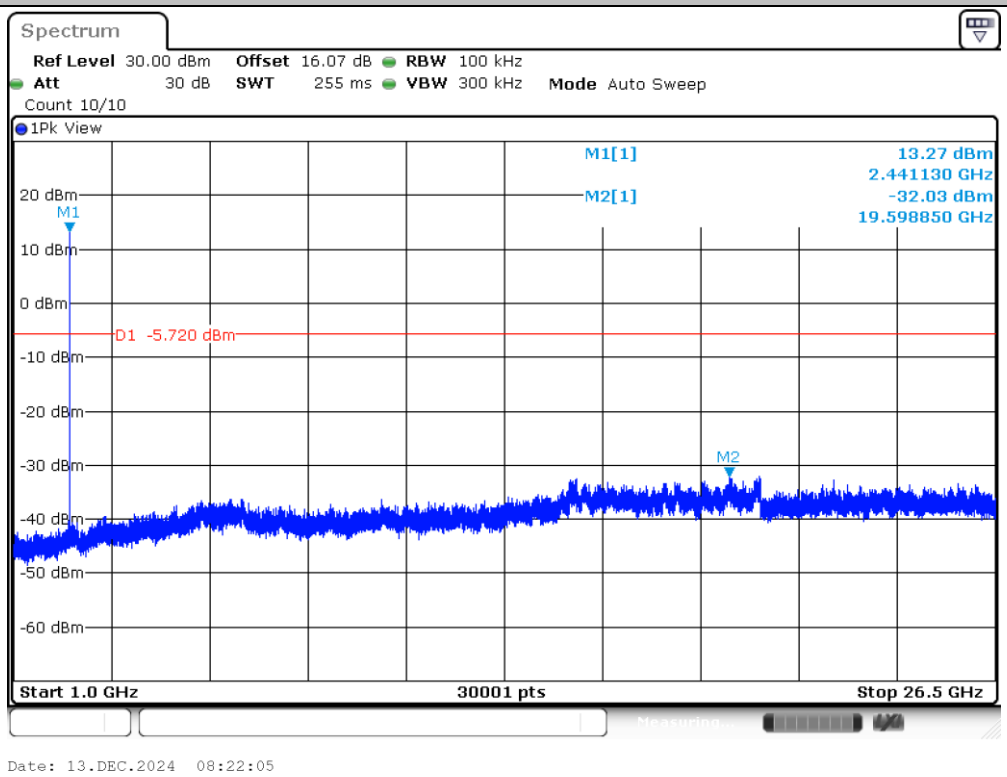

DH5_Ant7_2480_0~Reference

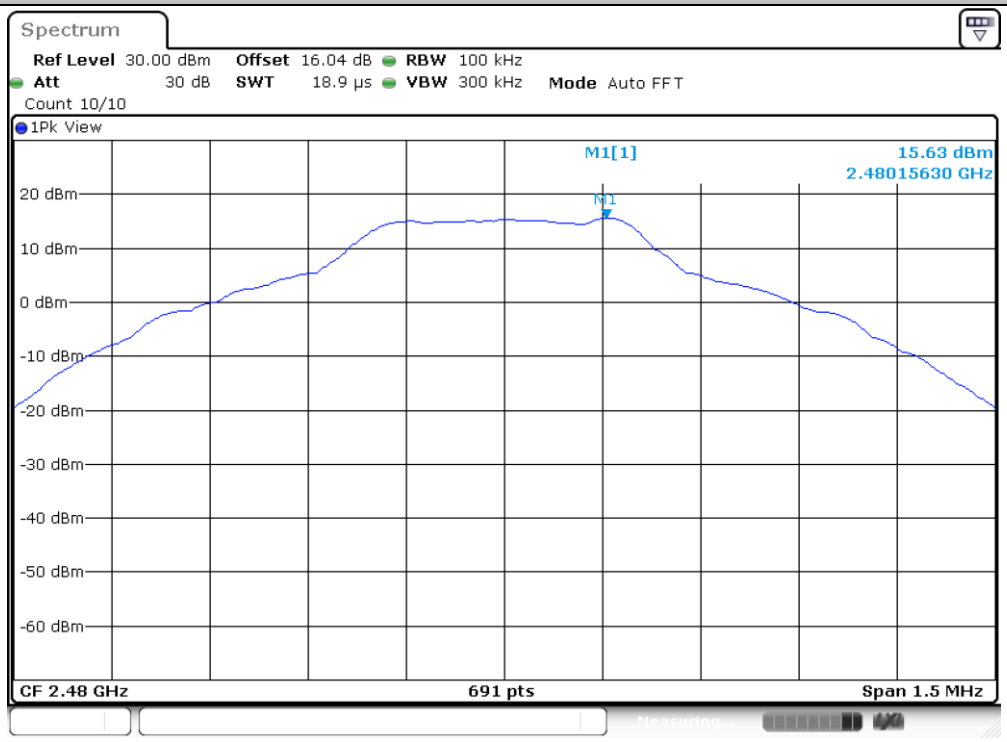

DH5_Ant7_2480_30~1000

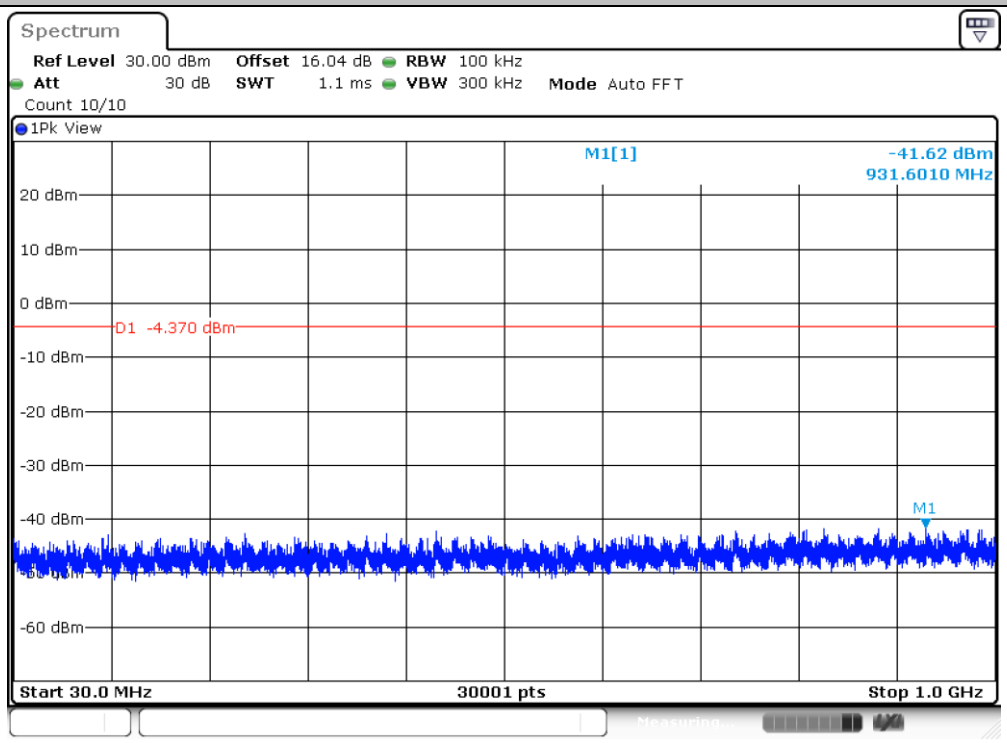

DH5_Ant7_2480_1000~26500

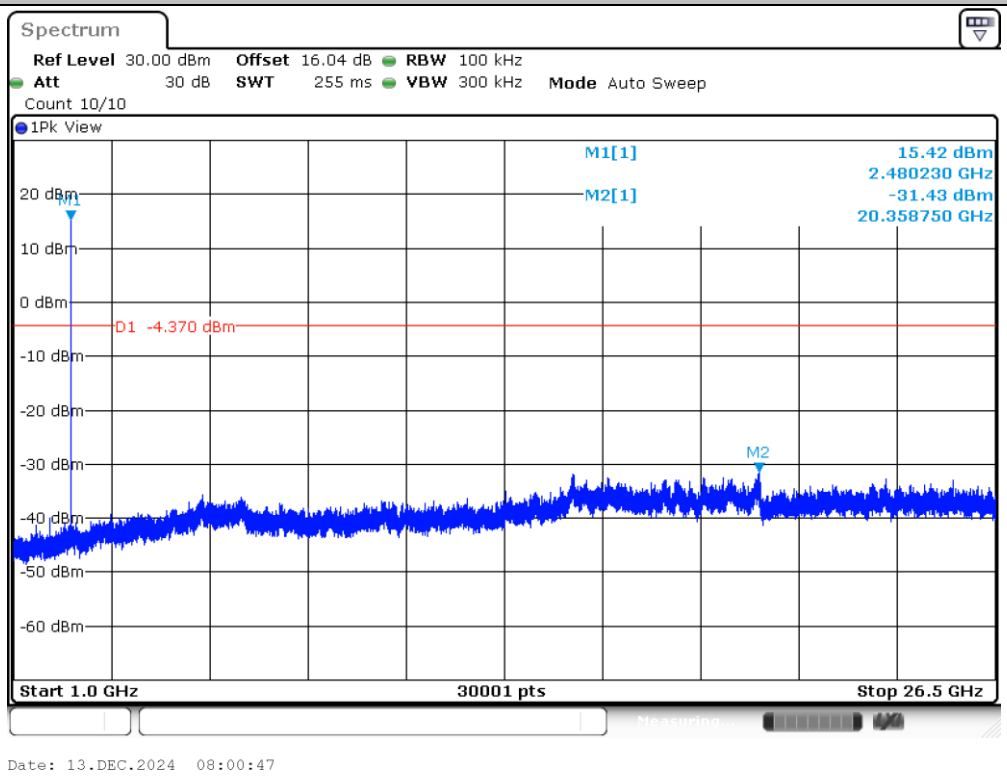

DH5_Ant6_2480_0~Reference

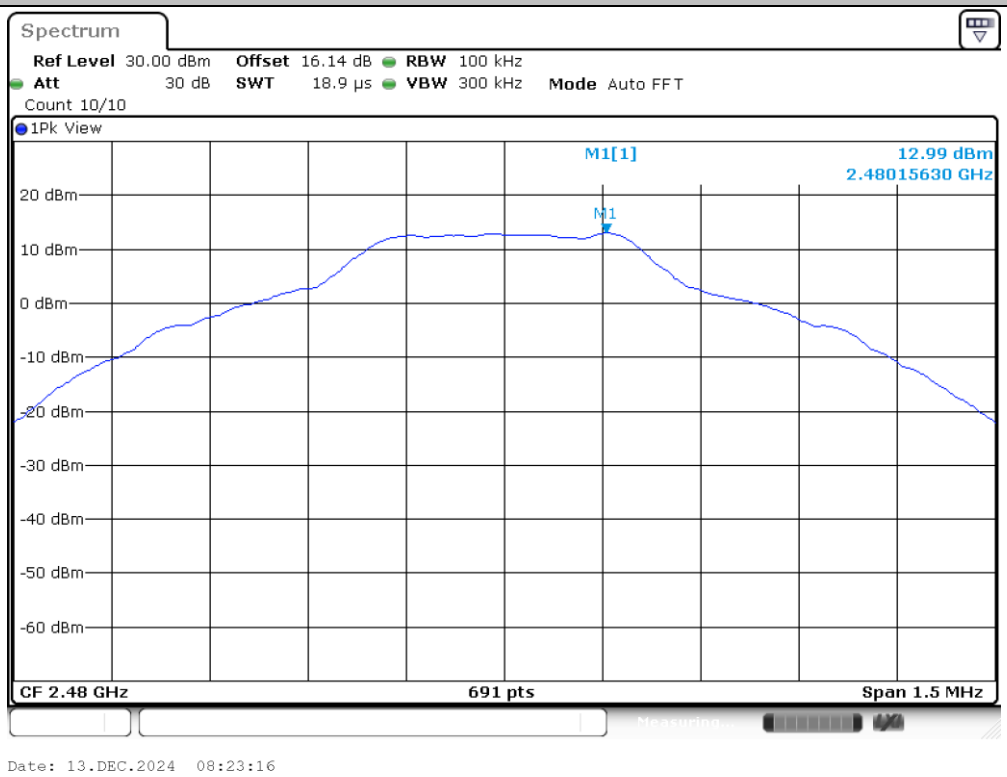

DH5_Ant6_2480_30~1000

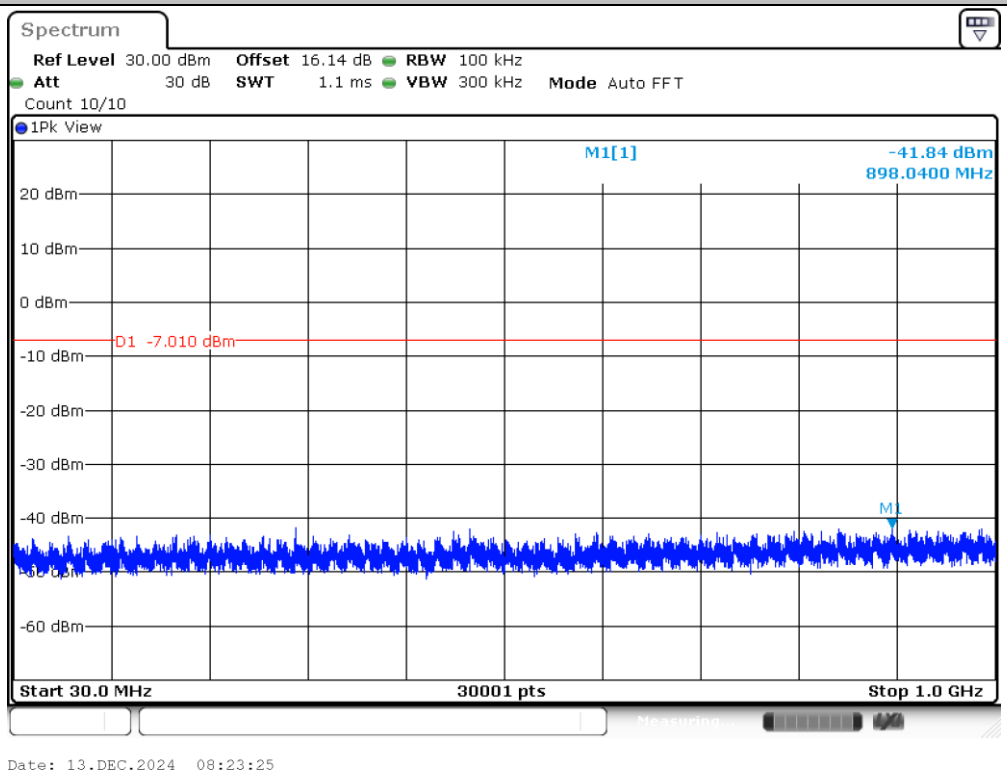

DH5_Ant6_2480_1000~26500

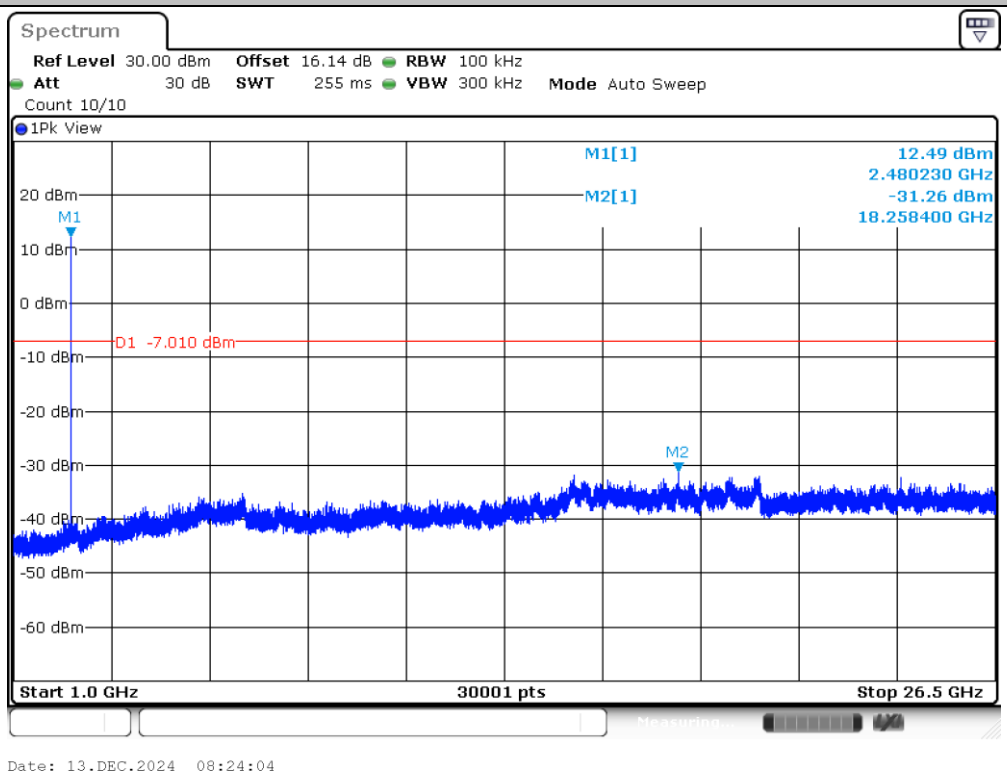

2DH5_Ant7_2402_0~Reference

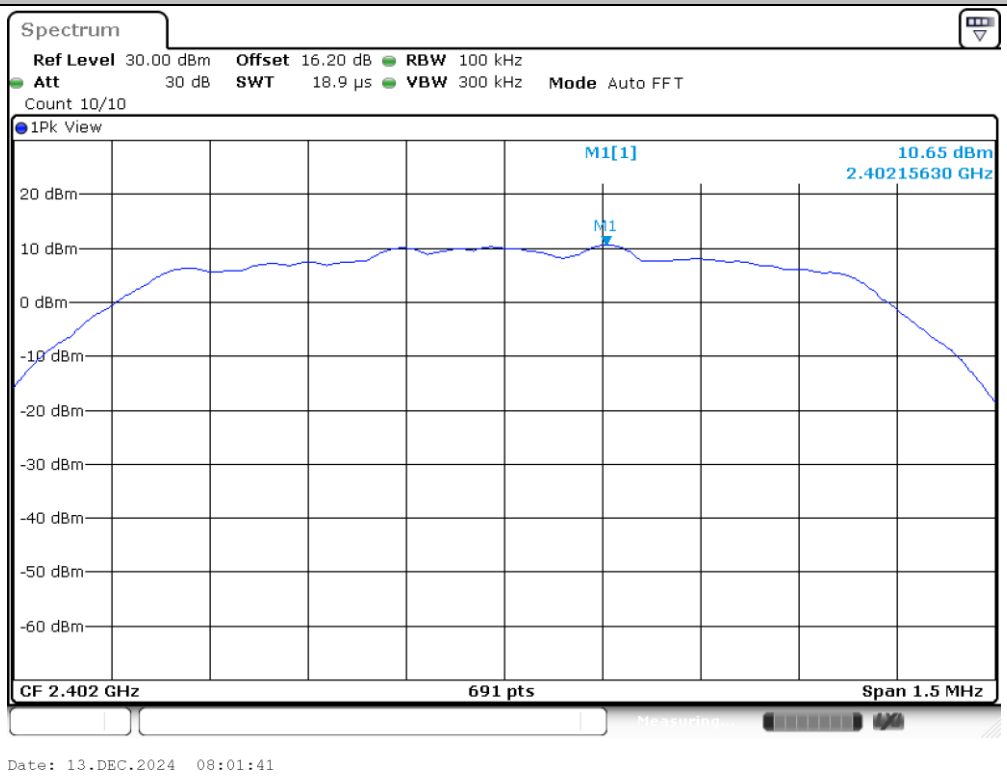

2DH5_Ant7_2402_30~1000

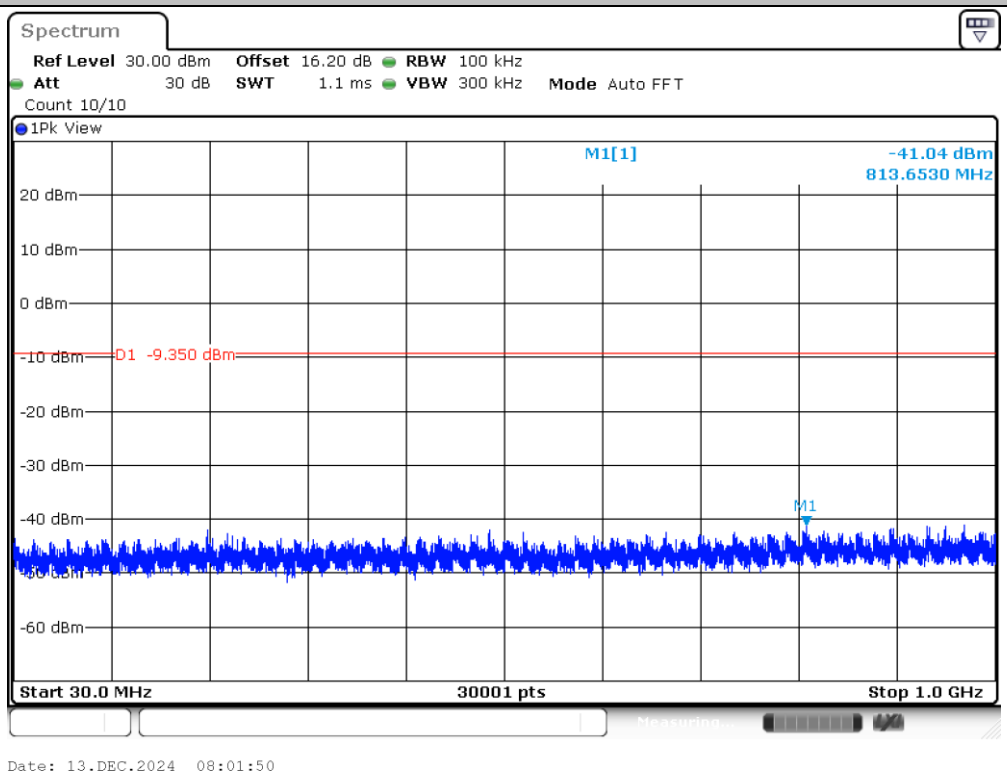

2DH5_Ant7_2402_1000~26500

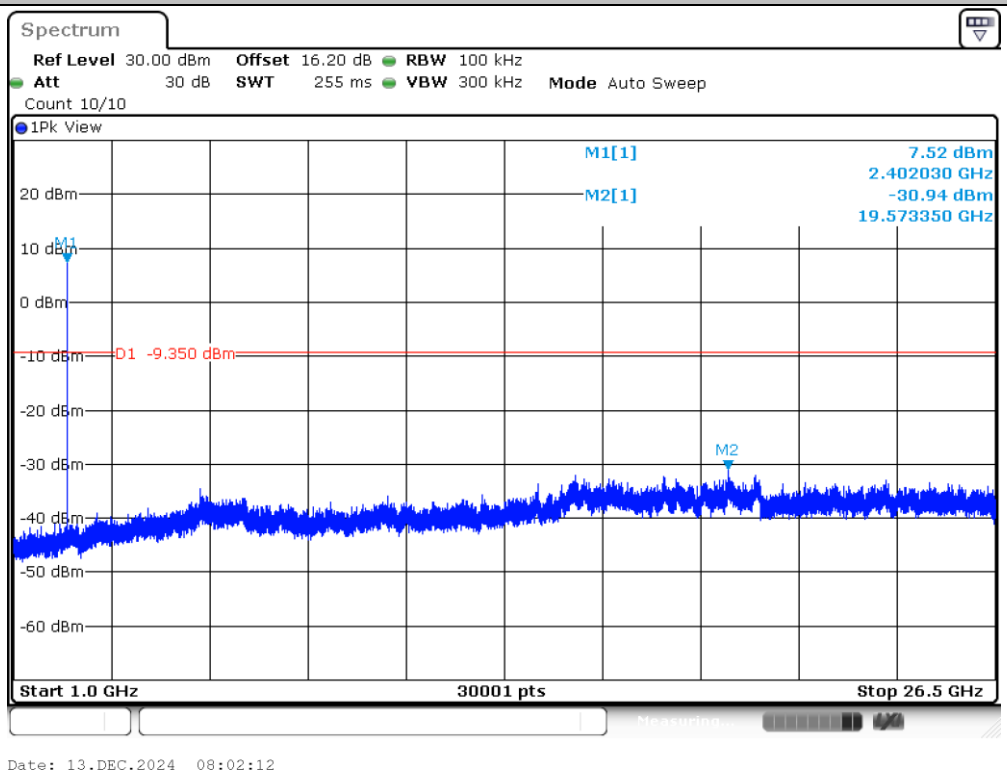

2DH5_Ant6_2402_0~Reference

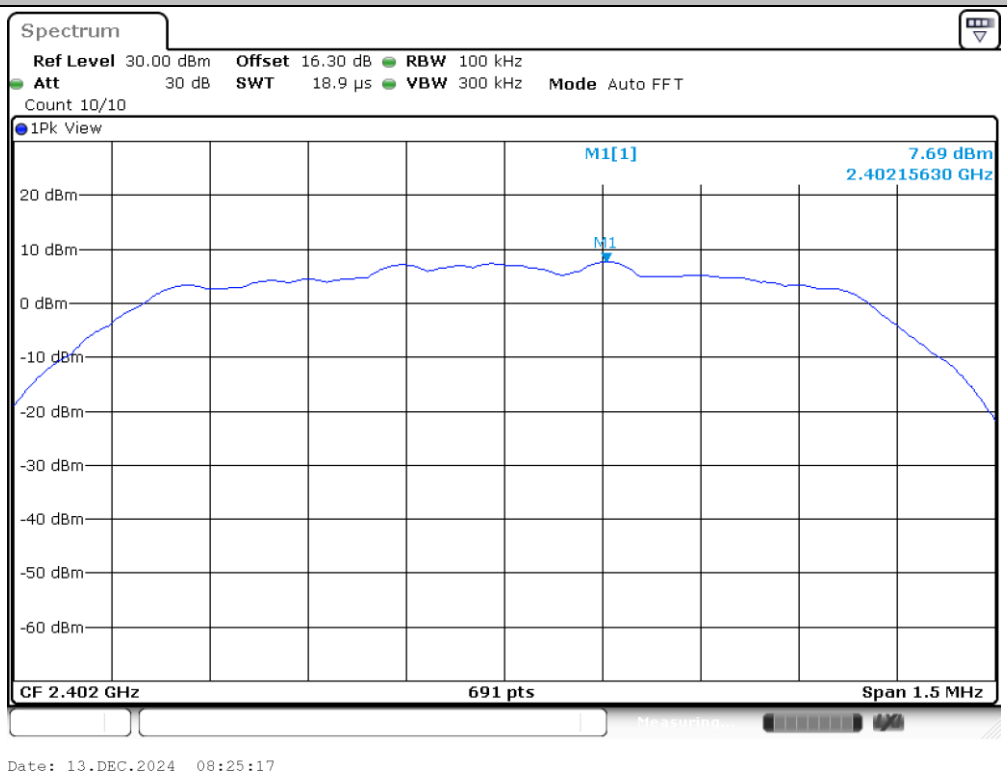

2DH5_Ant6_2402_30~1000

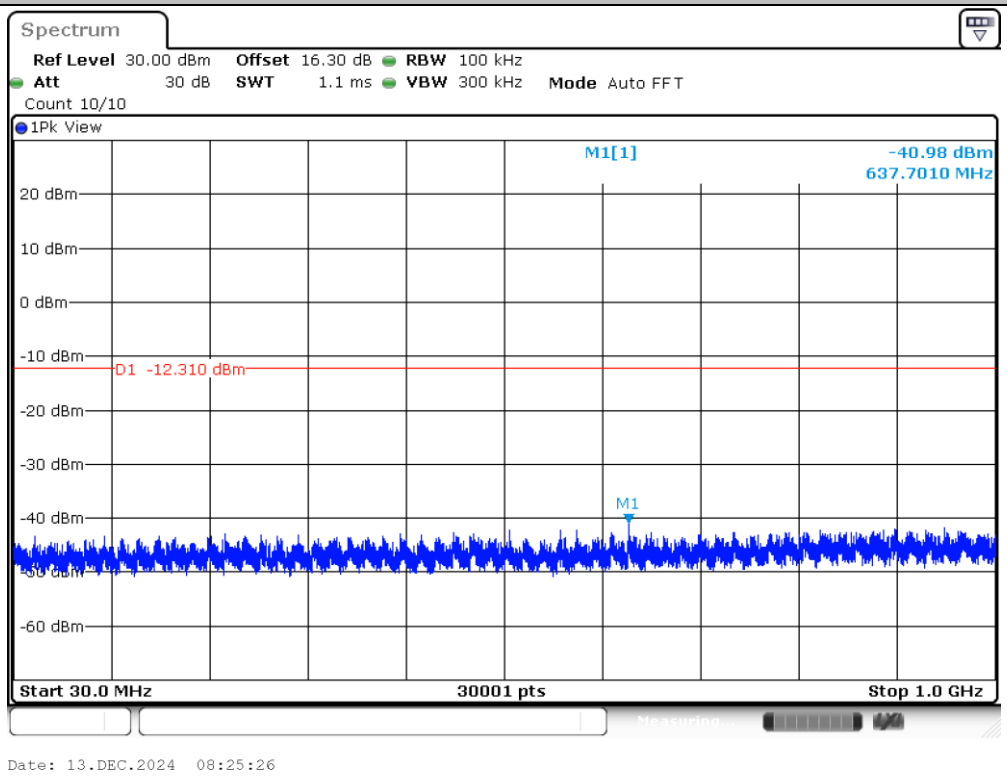

2DH5_Ant6_2402_1000~26500

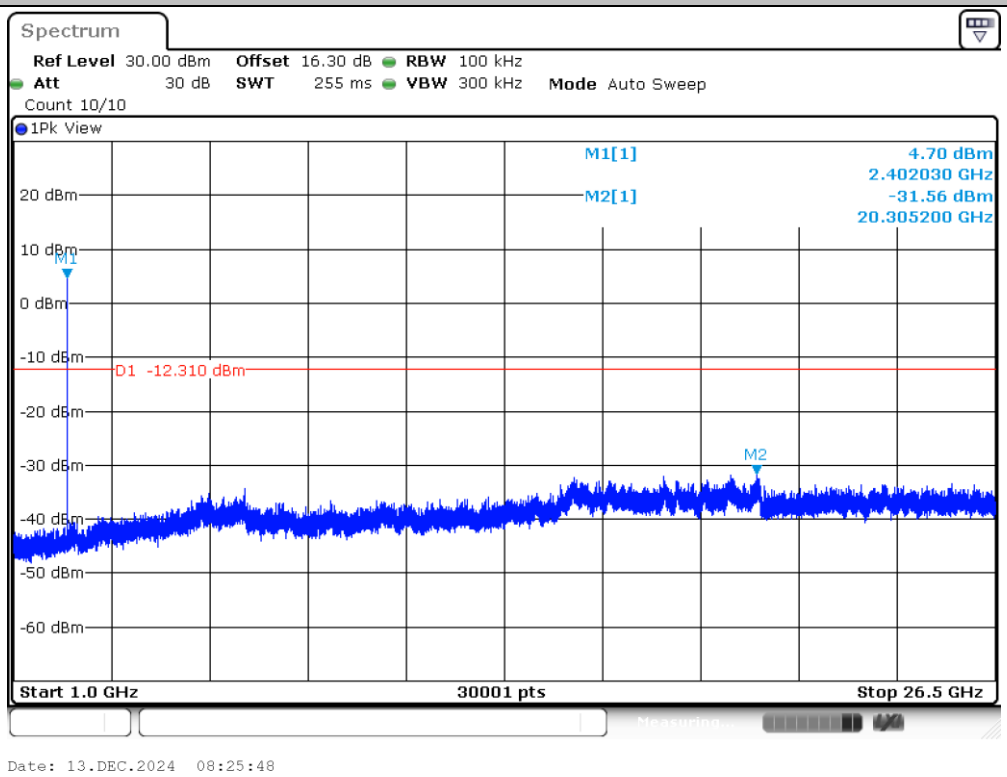

2DH5_Ant7_2441_0~Reference

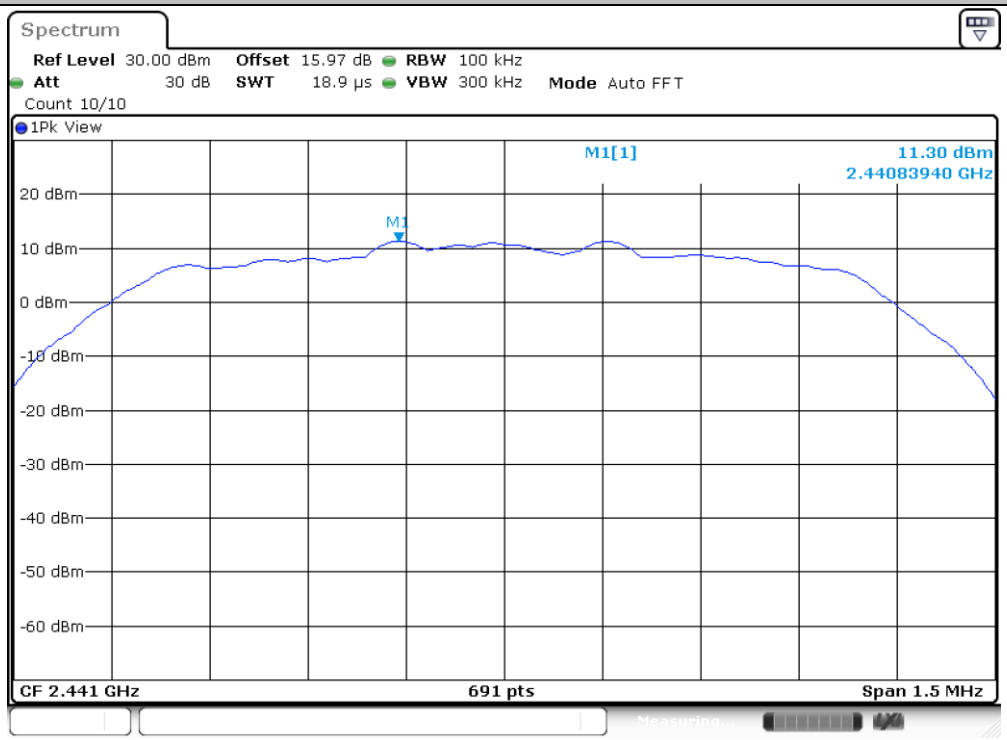

2DH5_Ant7_2441_30~1000

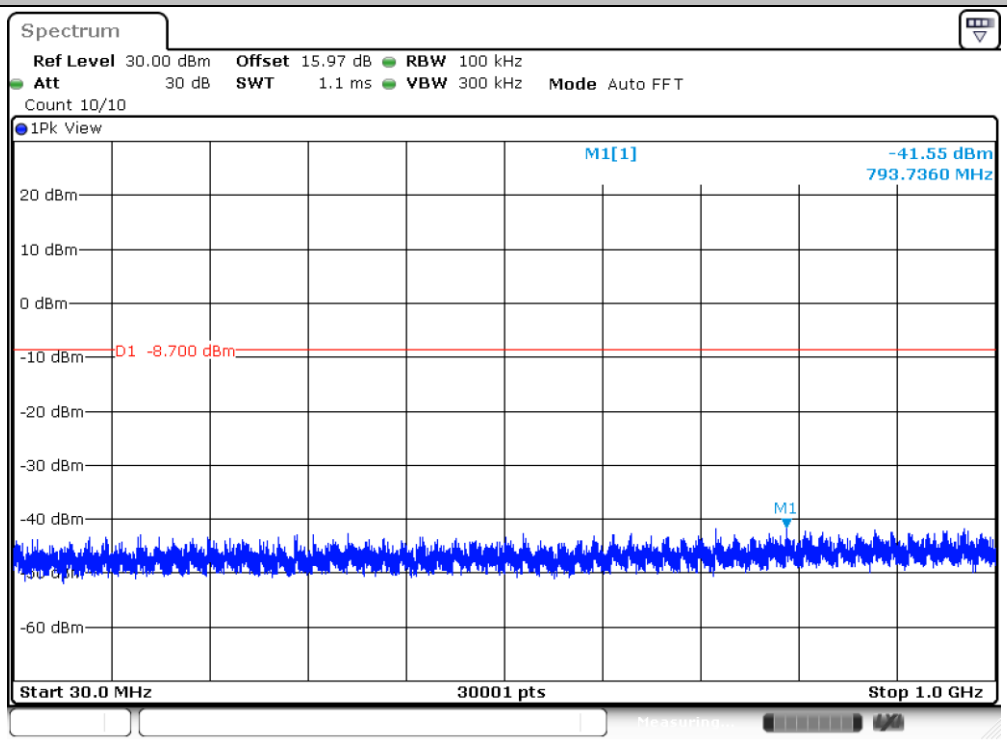

2DH5_Ant7_2441_1000~26500

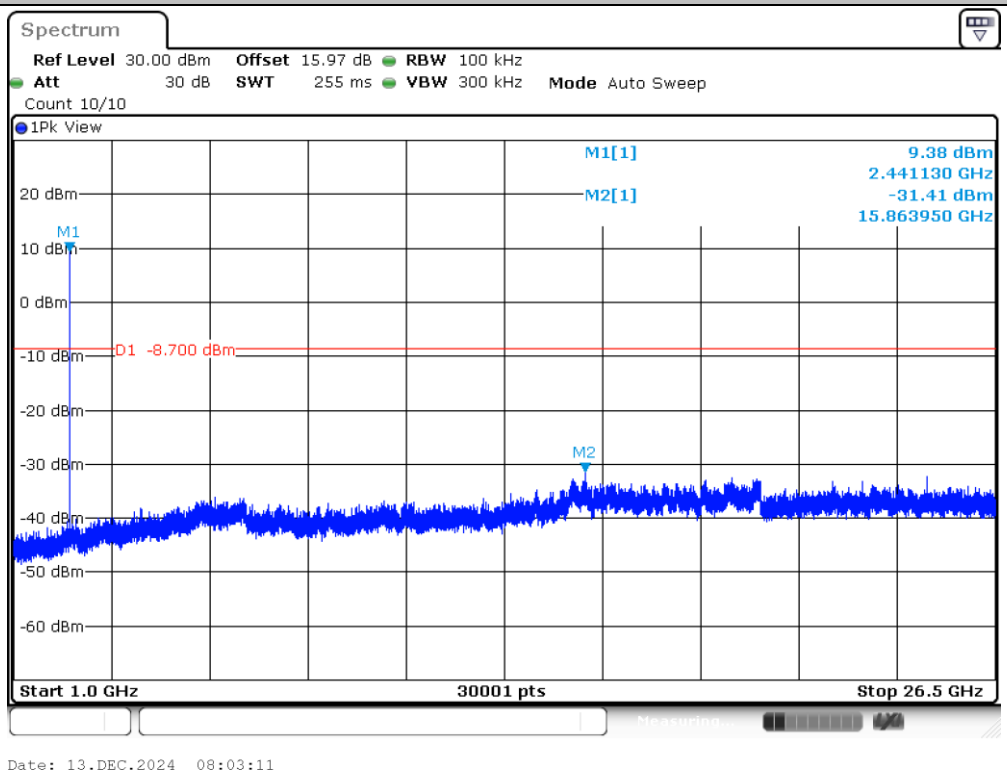

2DH5_Ant6_2441_0~Reference

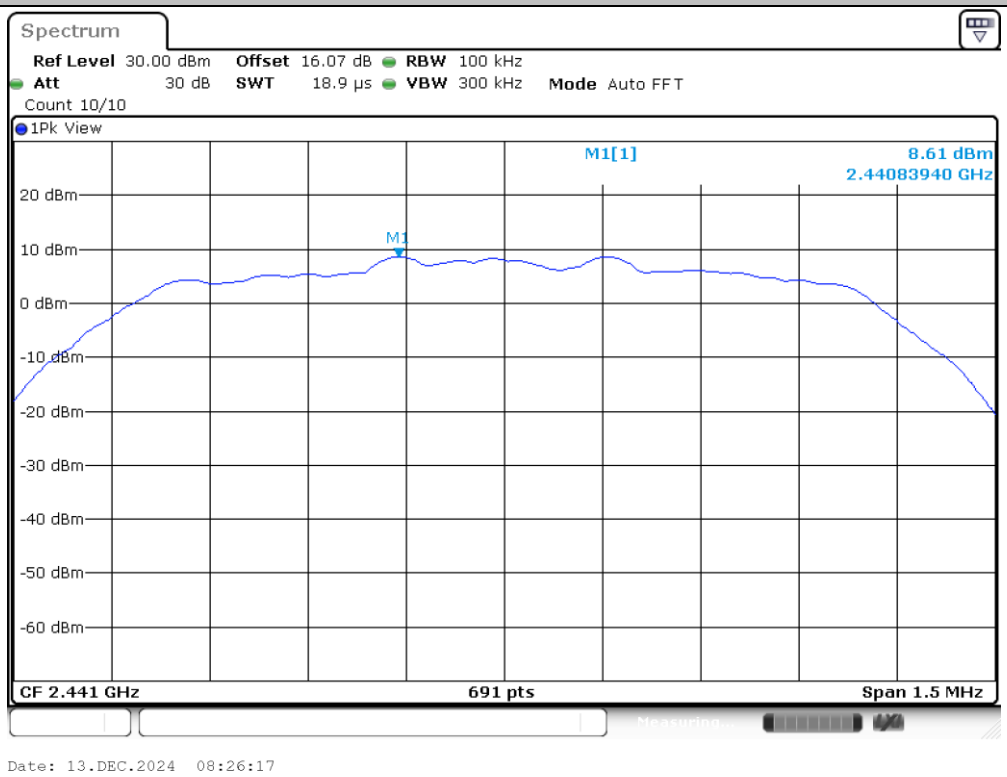

2DH5_Ant6_2441_30~1000

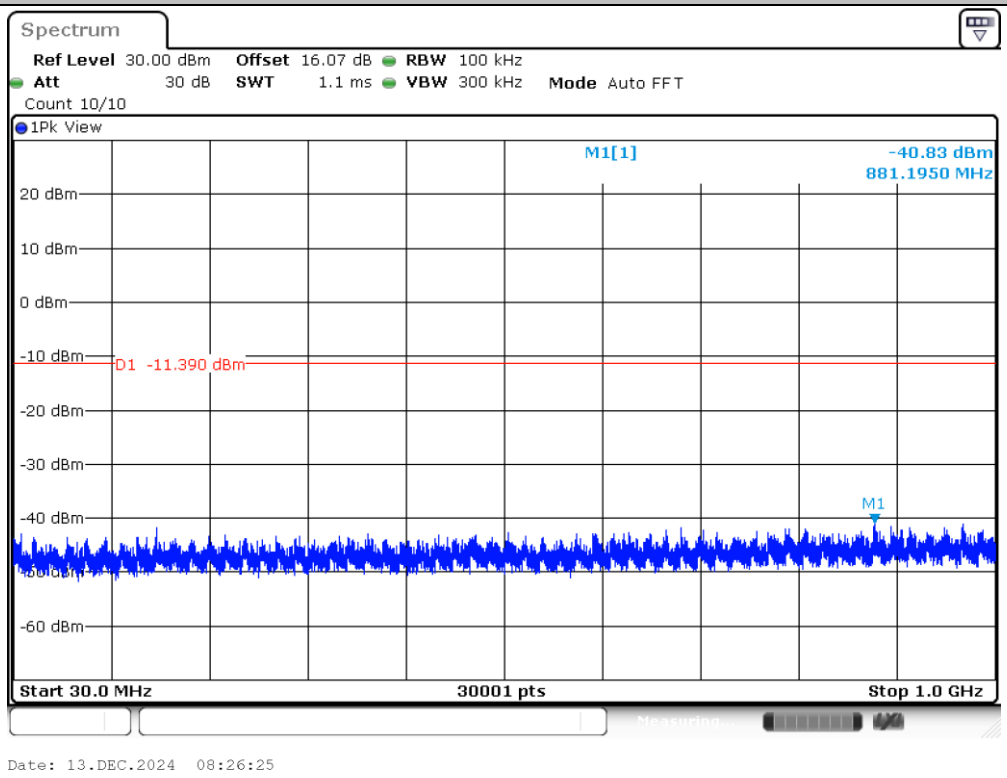

2DH5_Ant6_2441_1000~26500

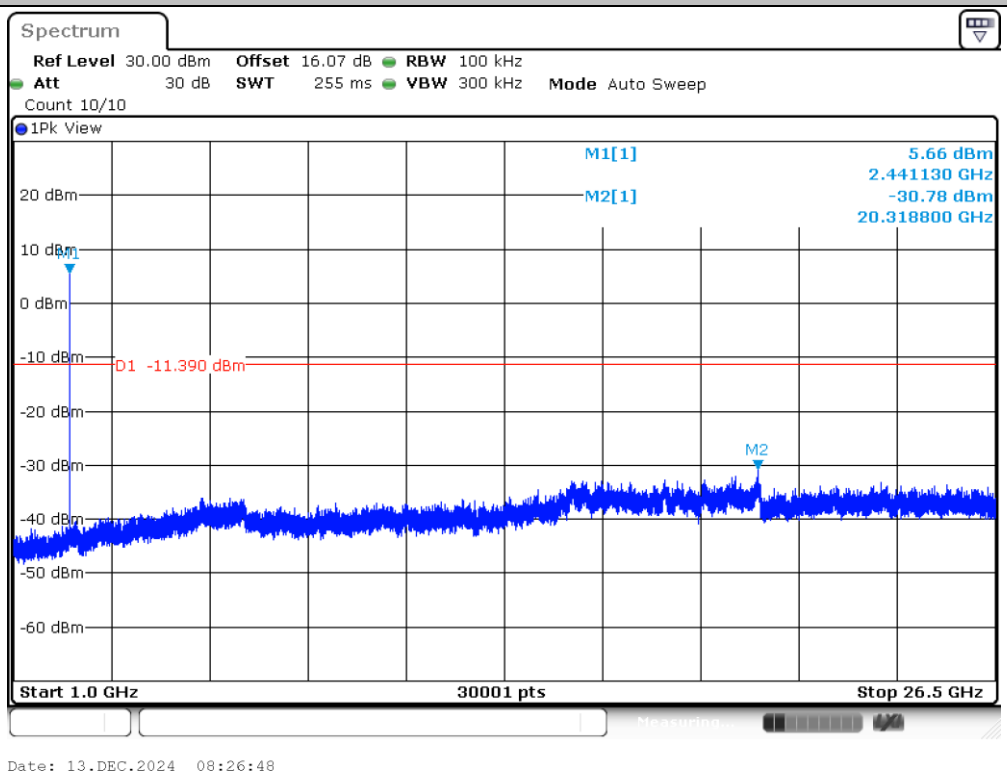

2DH5_Ant7_2480_0~Reference

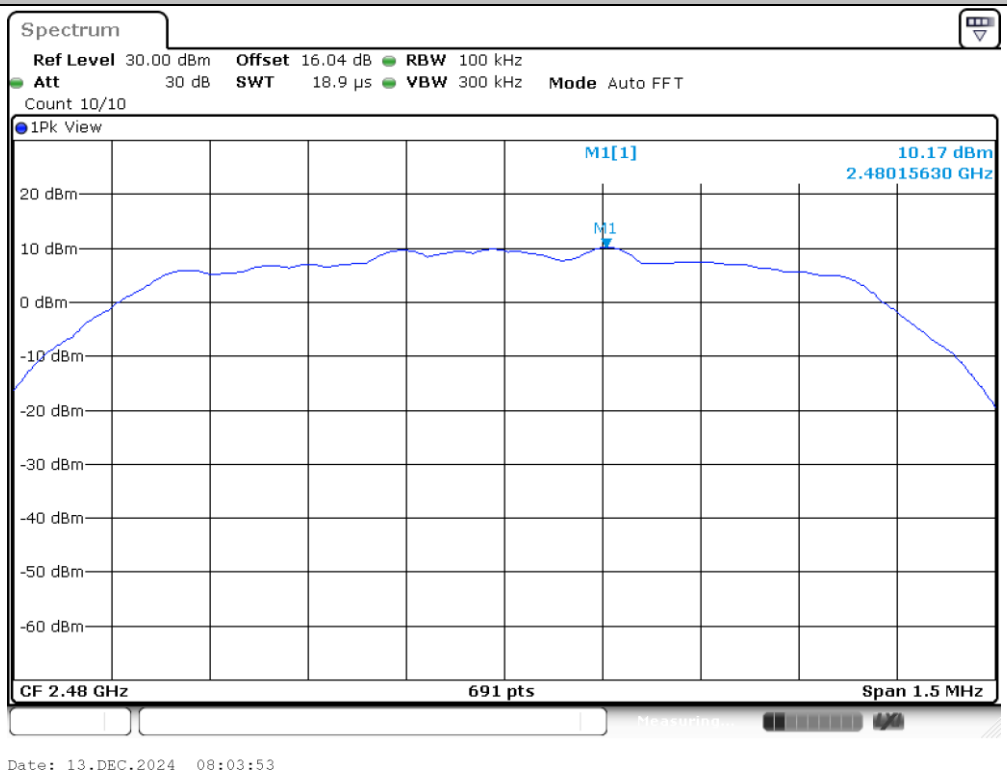

2DH5_Ant7_2480_30~1000

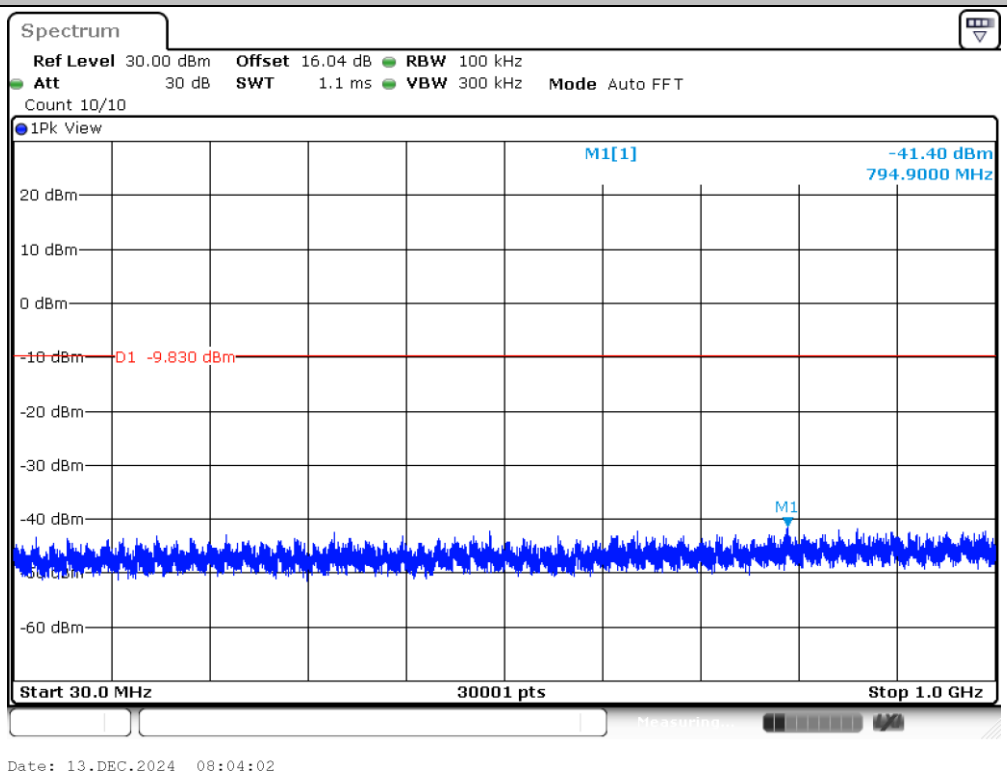

2DH5_Ant7_2480_1000~26500

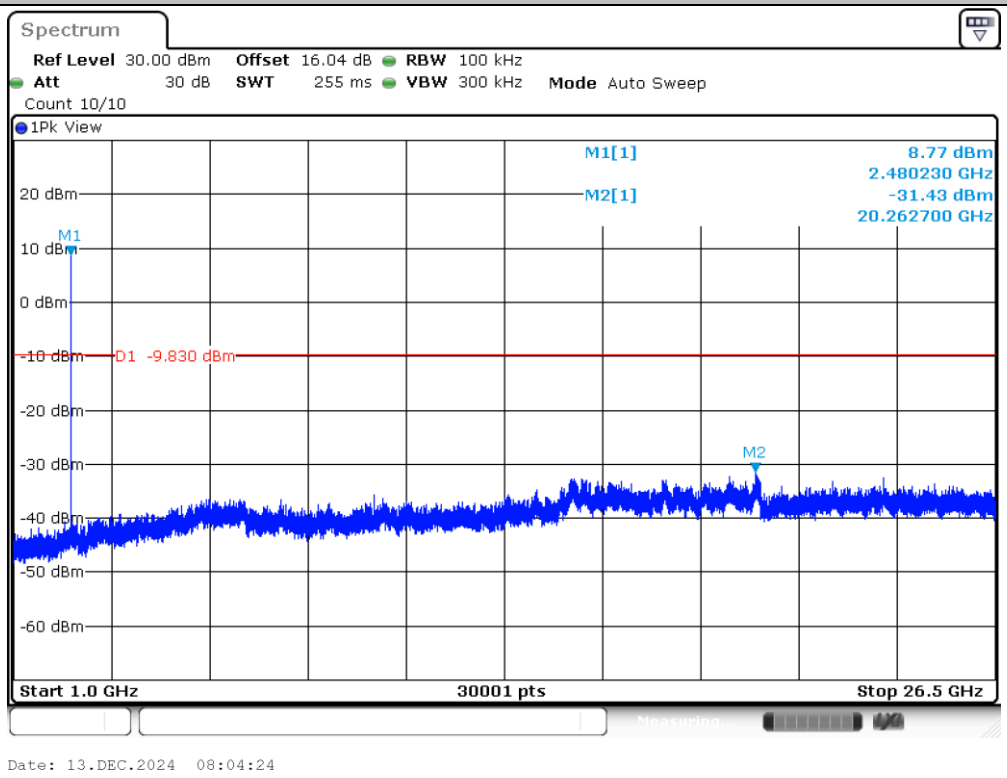

2DH5_Ant6_2480_0~Reference

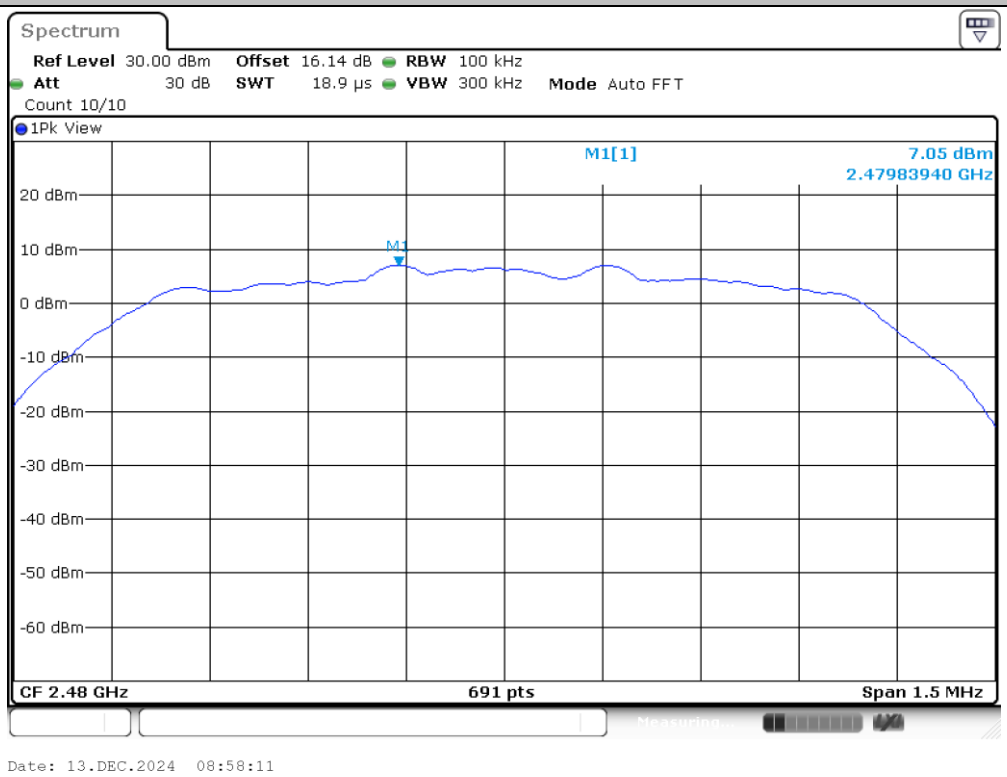

2DH5_Ant6_2480_30~1000

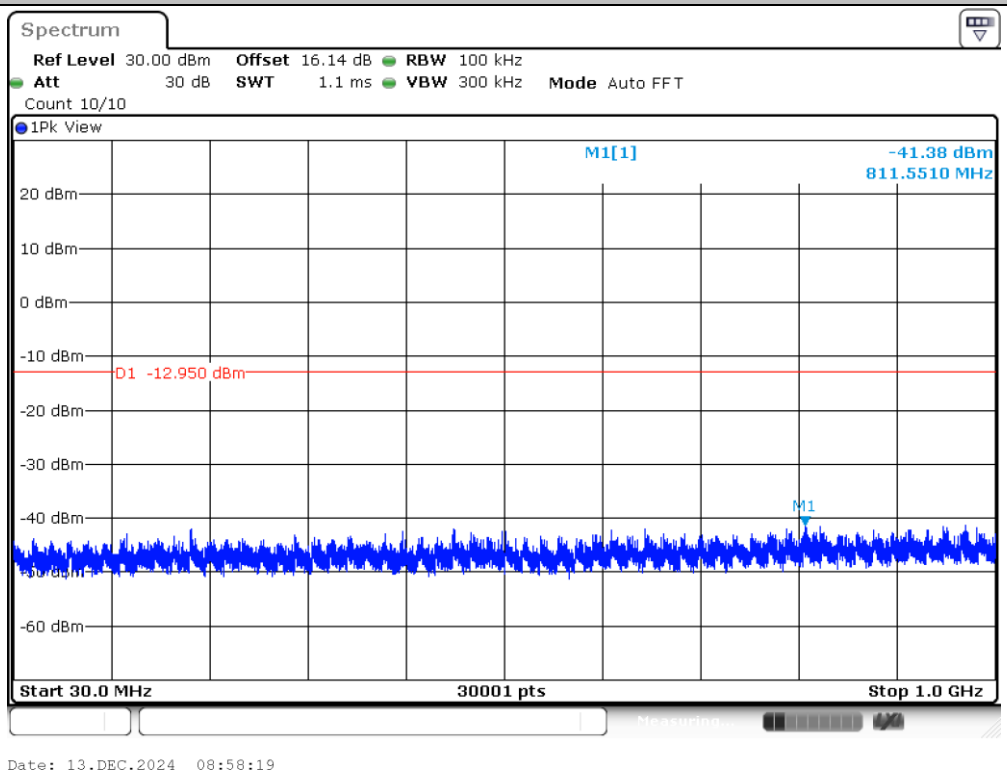

2DH5_Ant6_2480_1000~26500

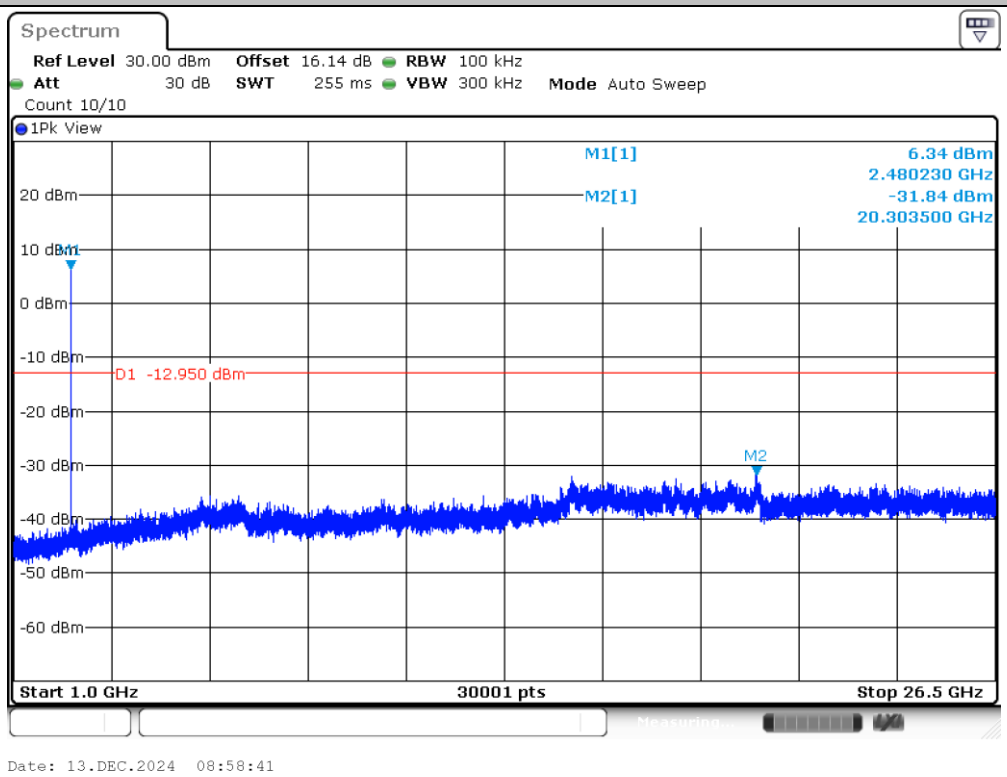

3DH5_Ant7_2402_0~Reference

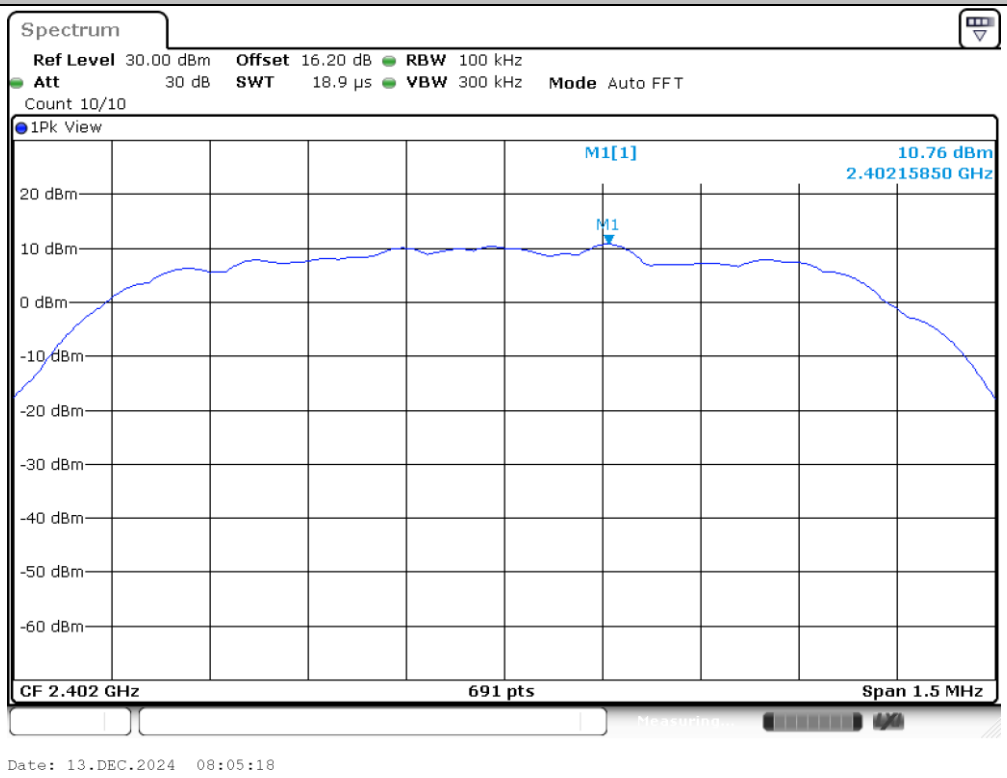

3DH5_Ant7_2402_30~1000

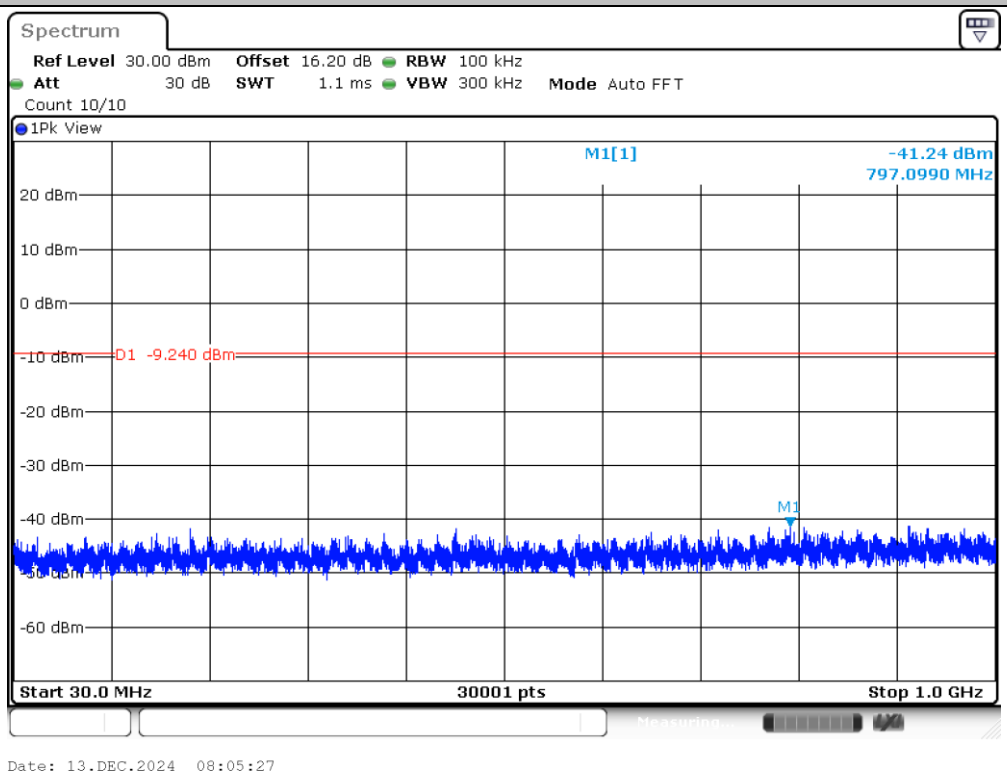

3DH5_Ant7_2402_1000~26500

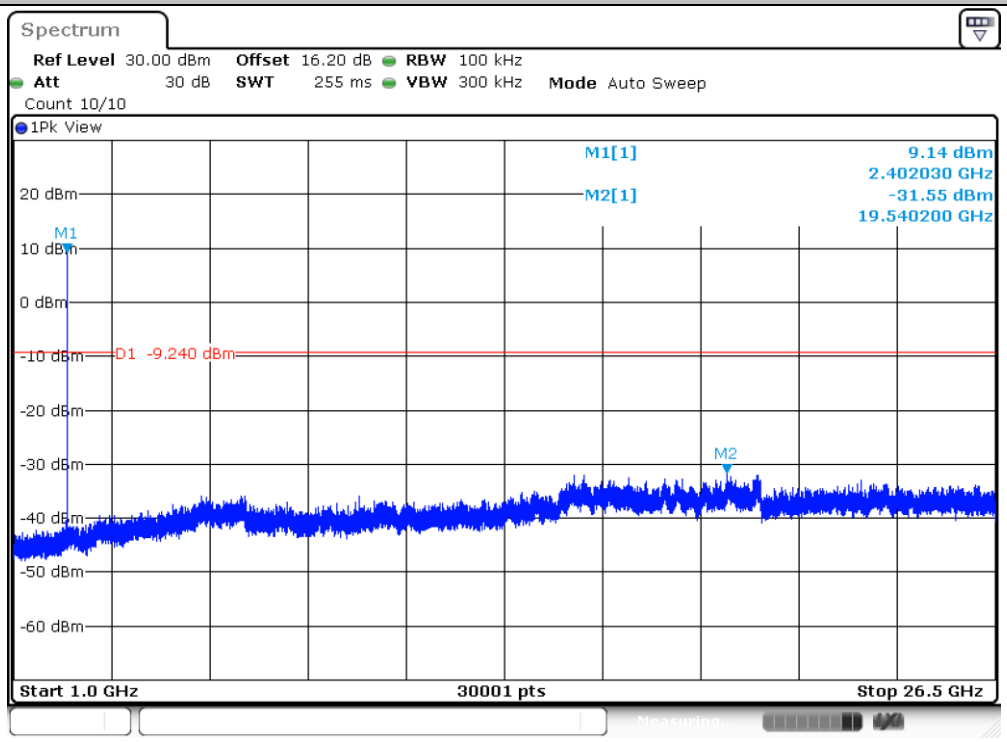

Date: 13.DEC.2024 08:05:49

3DH5_Ant6_2402_0~Reference

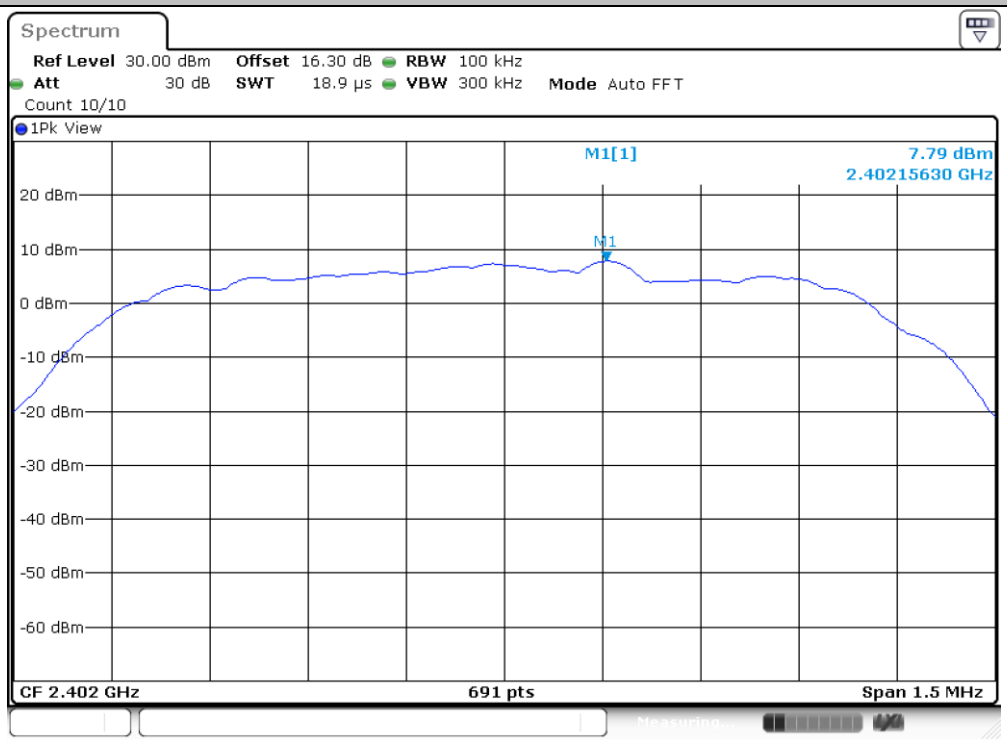

Date: 13.DEC.2024 08:59:32

3DH5_Ant6_2402_30~1000

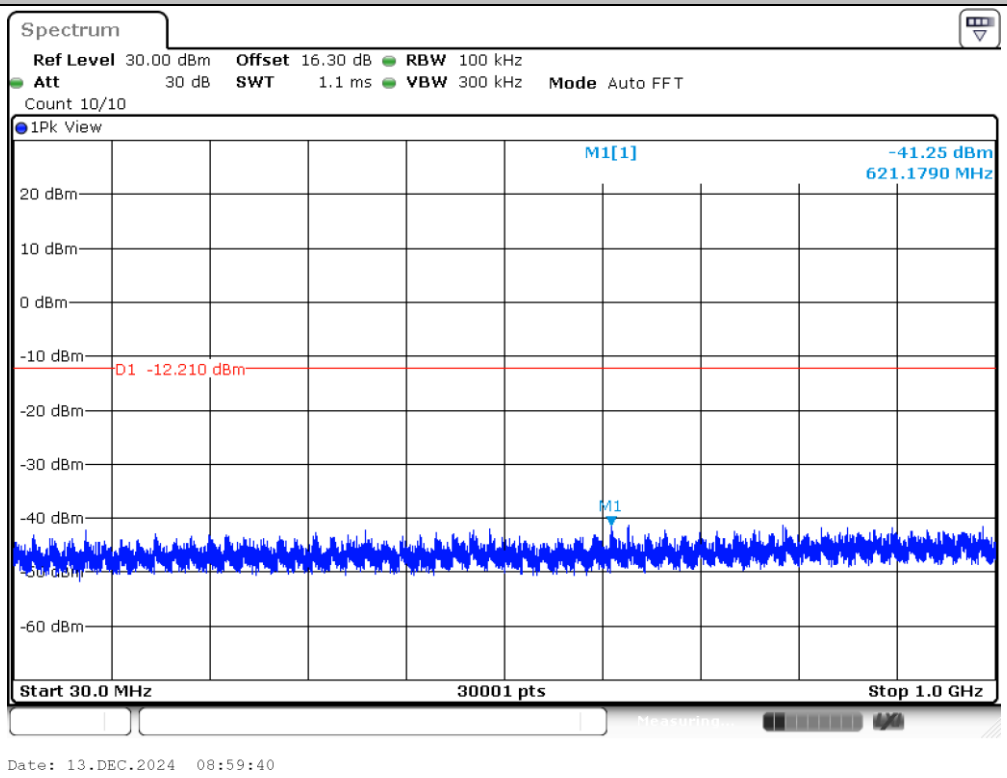

3DH5_Ant6_2402_1000~26500

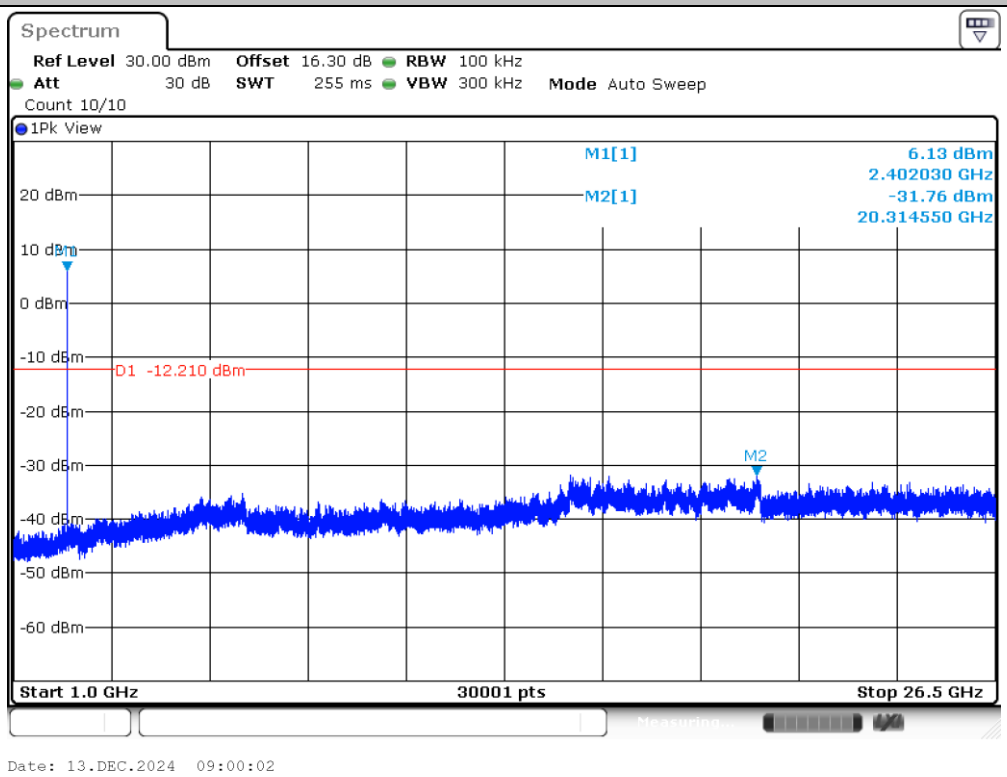

3DH5_Ant7_2441_0~Reference

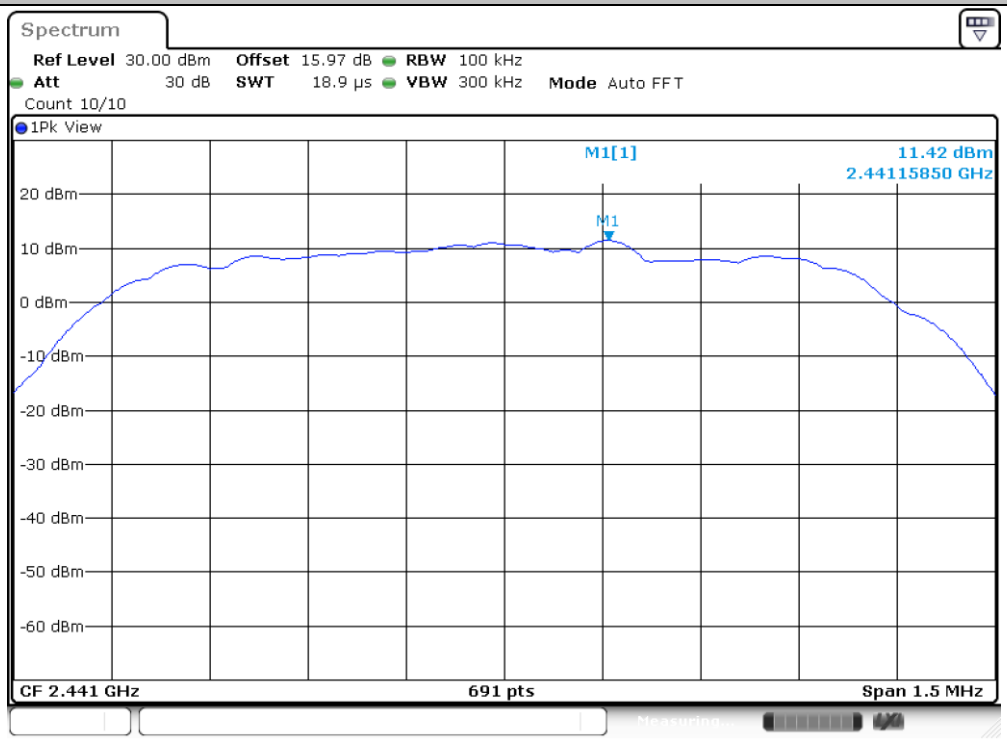

3DH5_Ant7_2441_30~1000

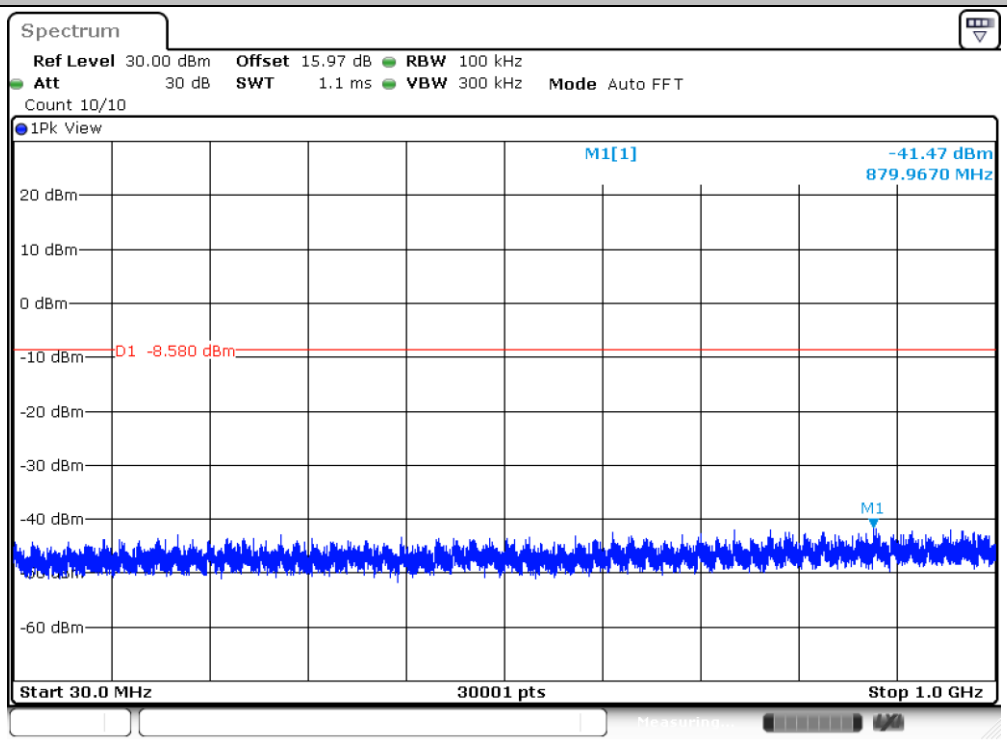

3DH5_Ant7_2441_1000~26500

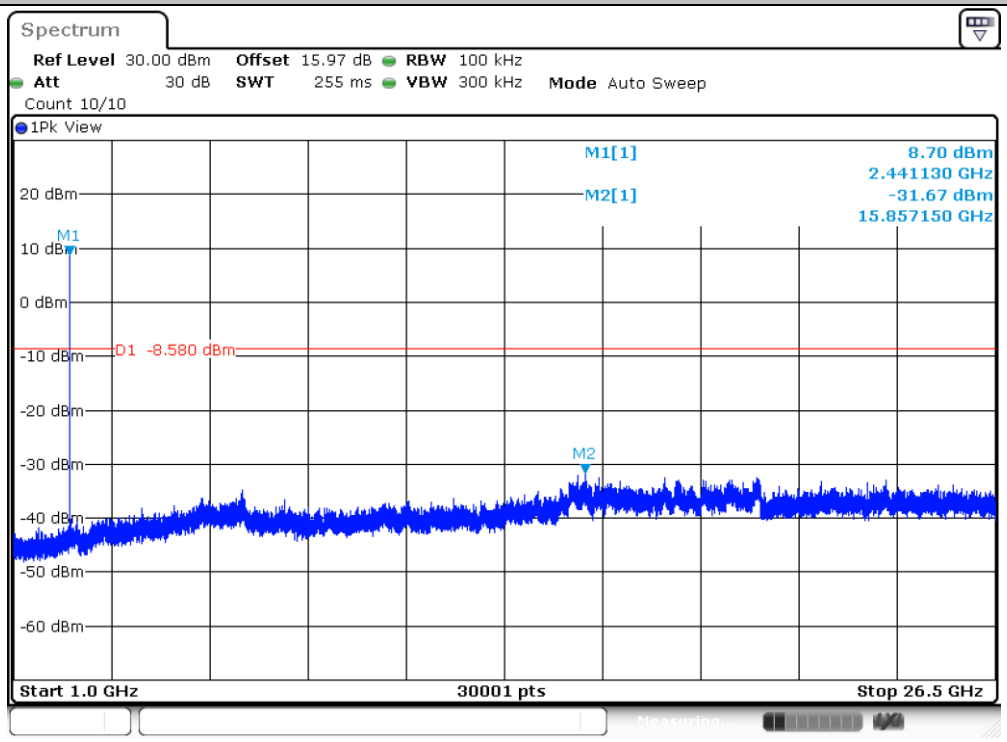

Date: 13.DEC.2024 08:06:48

3DH5_Ant6_2441_0~Reference

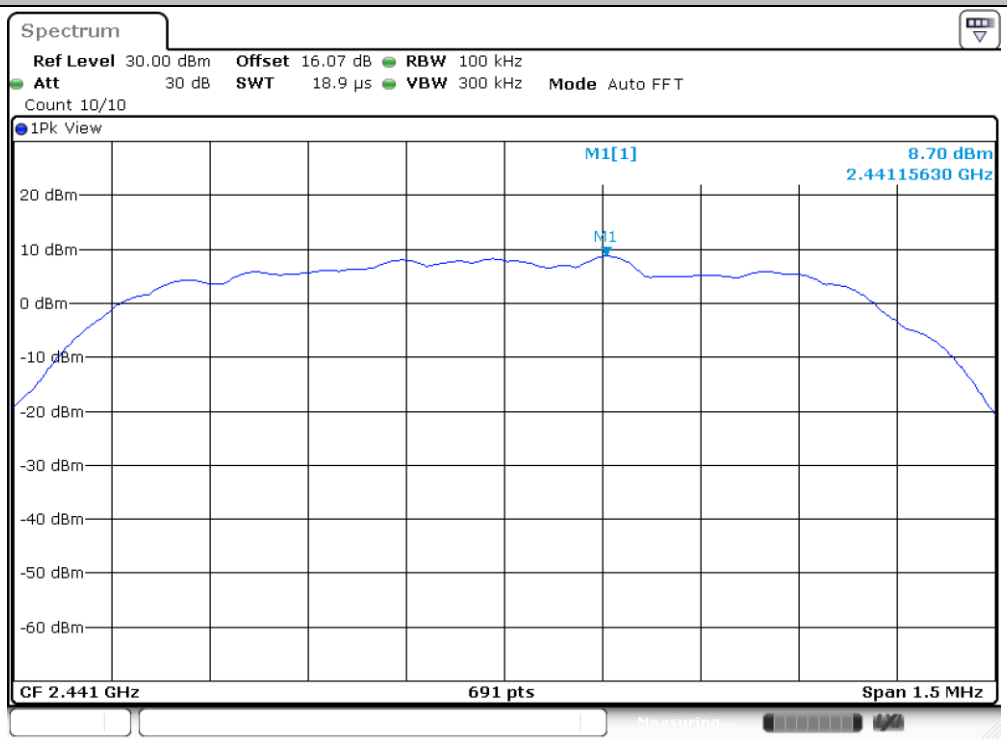

Date: 13.DEC.2024 09:01:59

3DH5_Ant6_2441_30~1000

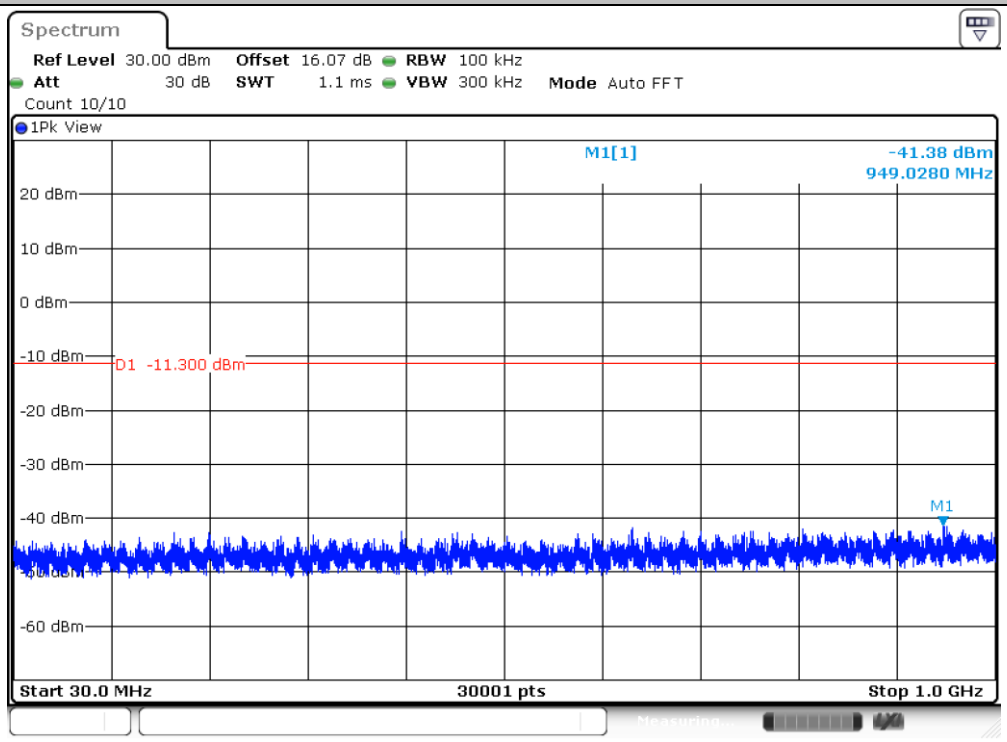

3DH5_Ant6_2441_1000~26500

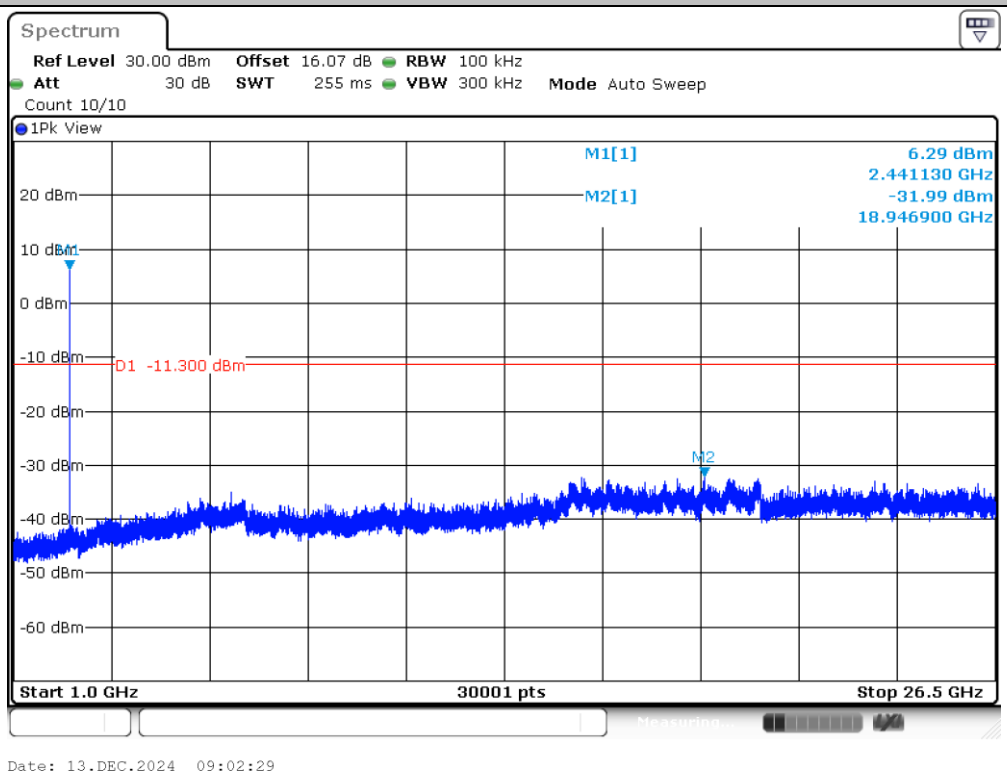

3DH5_Ant7_2480_0~Reference

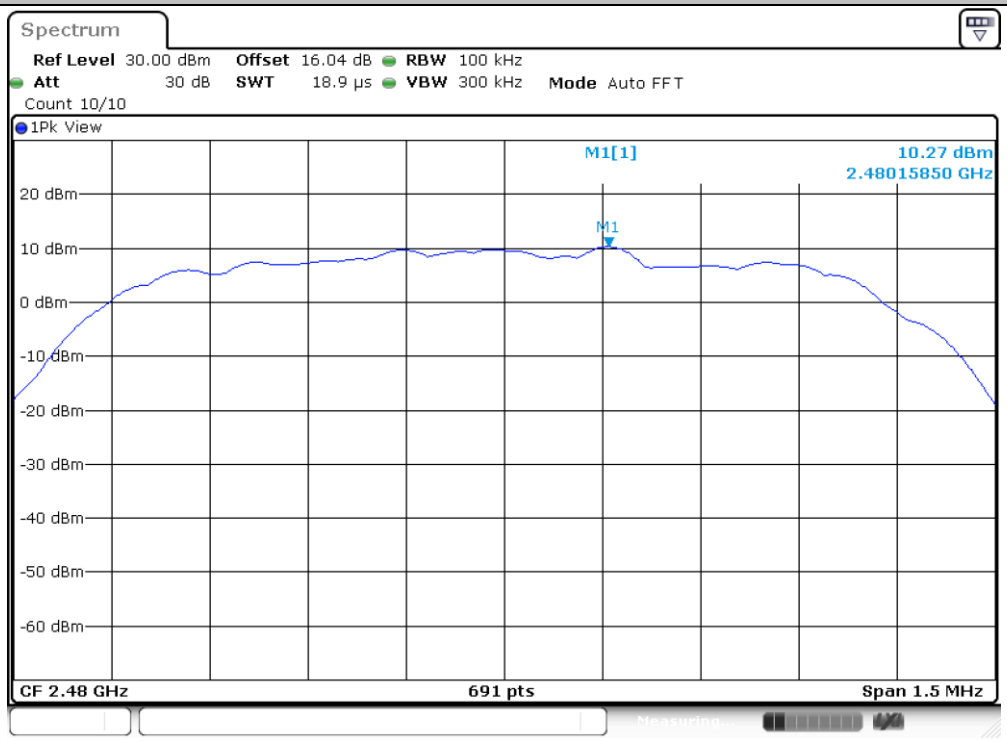

3DH5_Ant7_2480_30~1000

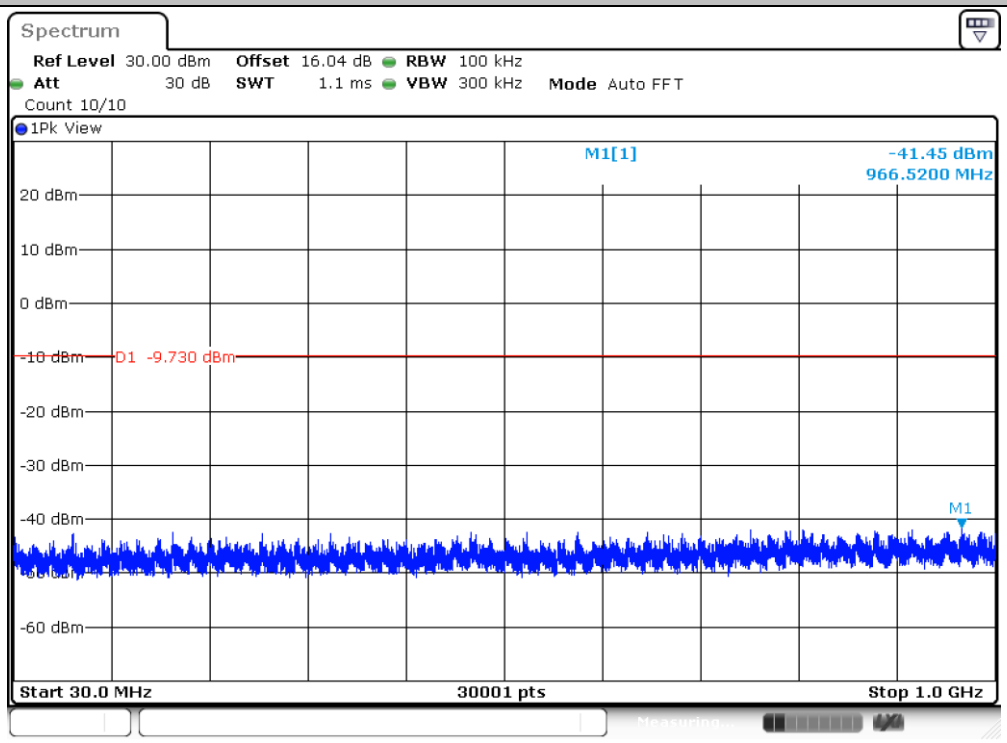

3DH5_Ant7_2480_1000~26500

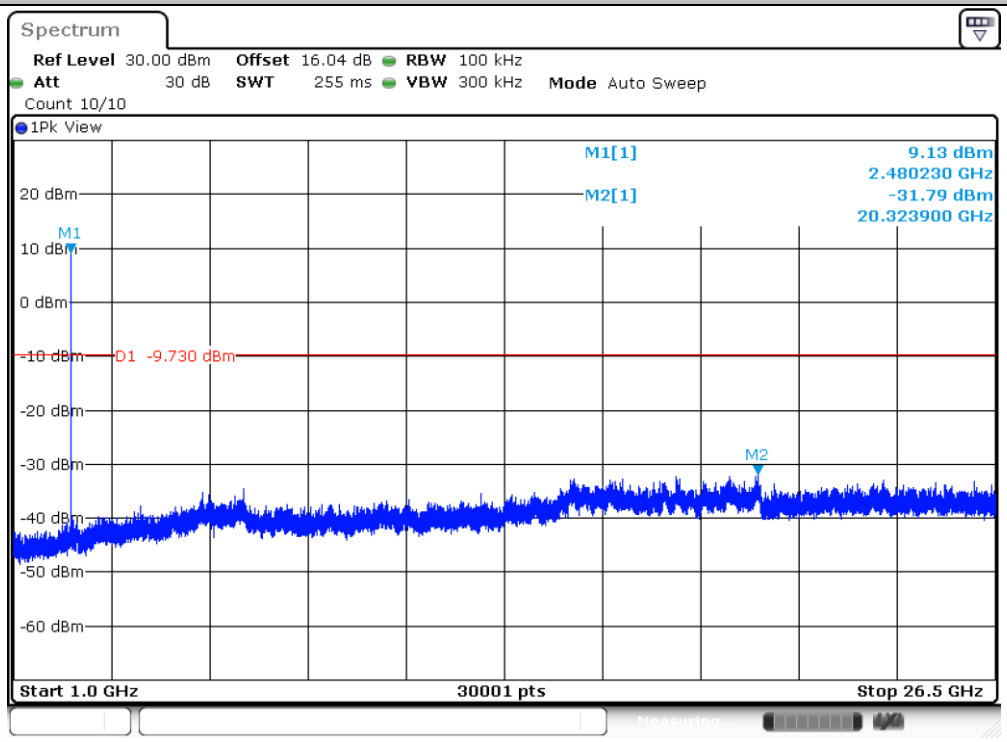

Date: 13.DEC.2024 08:08:01

3DH5_Ant6_2480_0~Reference

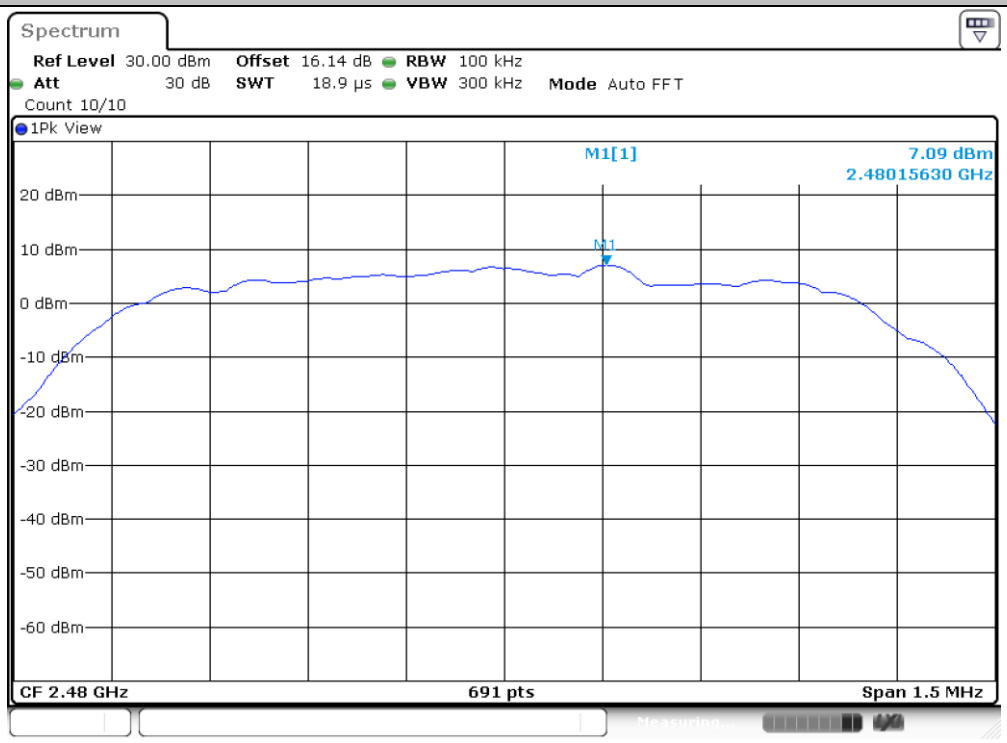

Date: 13.DEC.2024 09:03:38

3DH5_Ant6_2480_30~1000

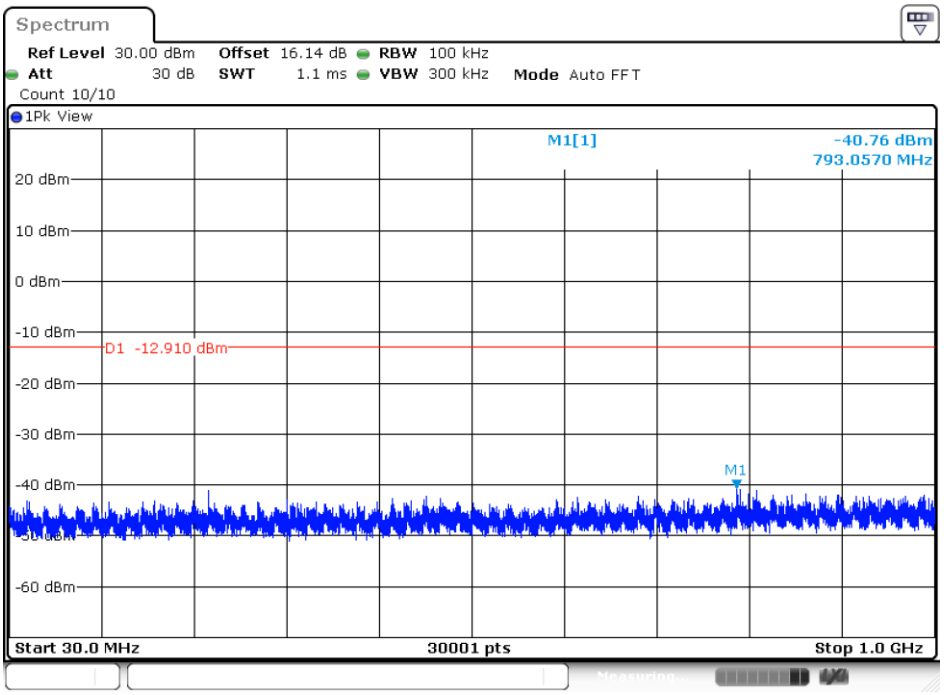

Date: 13.DEC.2024 09:03:47

3DH5_Ant6_2480_1000~26500

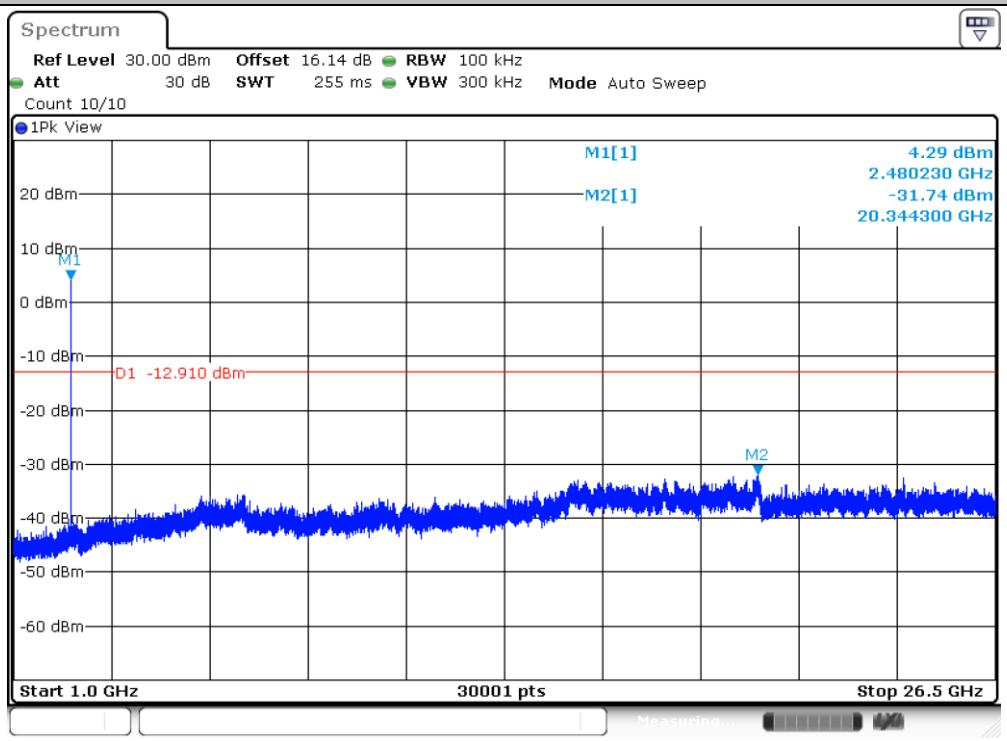

Date: 13.DEC.2024 09:04:09

Appendix B. AC Conducted Emission Test Results

Test Engineer :	Amos	**Temperature :**	25.3~26.2℃
		Relative Humidity :	38~40%
Test Voltage :	120Vac / 60Hz	**Phase :**	Line
Remark :	All emissions not reported here are more than 10 dB below the prescribed limit.		

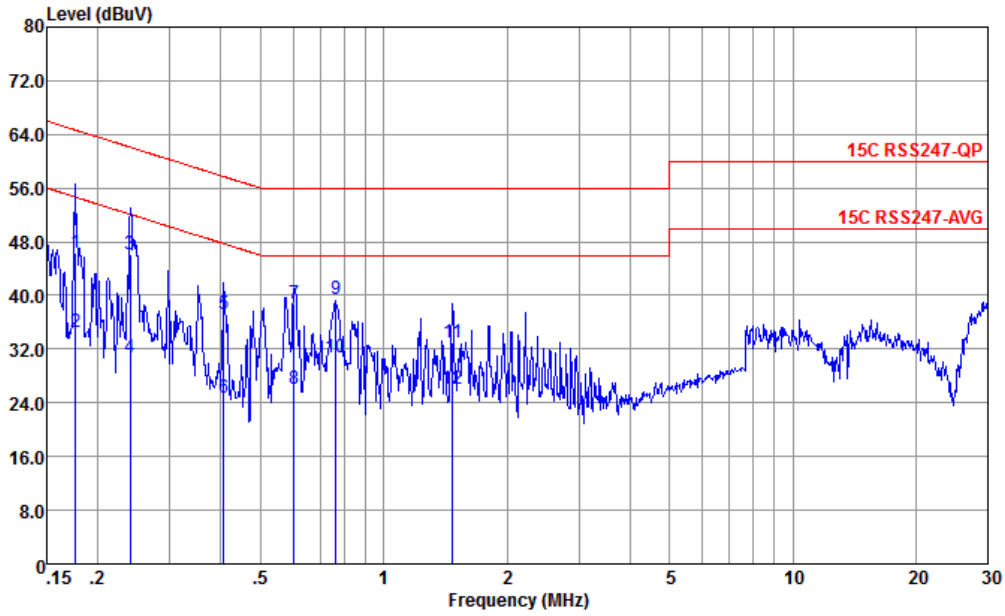

Site : CO01-KS
Condition : 15C RSS247-QP LISN-060105-L 2024 LINE

	Freq	Level	Over Limit	Limit Line	Read Level	LISN Factor	Cable Loss	Remark
	MHz	dBuV	dB	dBuV	dBuV	dB	dB	
1	0.177	46.41	-18.23	64.64	35.90	0.10	10.41	QP
2	0.177	34.61	-20.03	54.64	24.10	0.10	10.41	Average
3	0.240	46.06	-16.02	62.08	35.60	0.08	10.38	QP
4	0.240	30.76	-21.32	52.08	20.30	0.08	10.38	Average
5	0.406	37.15	-20.58	57.73	26.90	-0.03	10.28	QP
6	0.406	24.85	-22.88	47.73	14.60	-0.03	10.28	Average
7	0.604	38.74	-17.26	56.00	28.69	-0.13	10.18	QP
8	0.604	26.00	-20.00	46.00	15.95	-0.13	10.18	Average
9	0.763	39.46	-16.54	56.00	29.50	-0.16	10.12	QP
10 *	0.763	30.76	-15.24	46.00	20.80	-0.16	10.12	Average
11	1.472	32.88	-23.12	56.00	23.00	-0.20	10.08	QP
12	1.472	26.18	-19.82	46.00	16.30	-0.20	10.08	Average

Test Engineer :	Amos	**Temperature :**	25.3~26.2℃
		Relative Humidity :	38~40%
Test Voltage :	120Vac / 60Hz	**Phase :**	Neutral
Remark :	All emissions not reported here are more than 10 dB below the prescribed limit.		

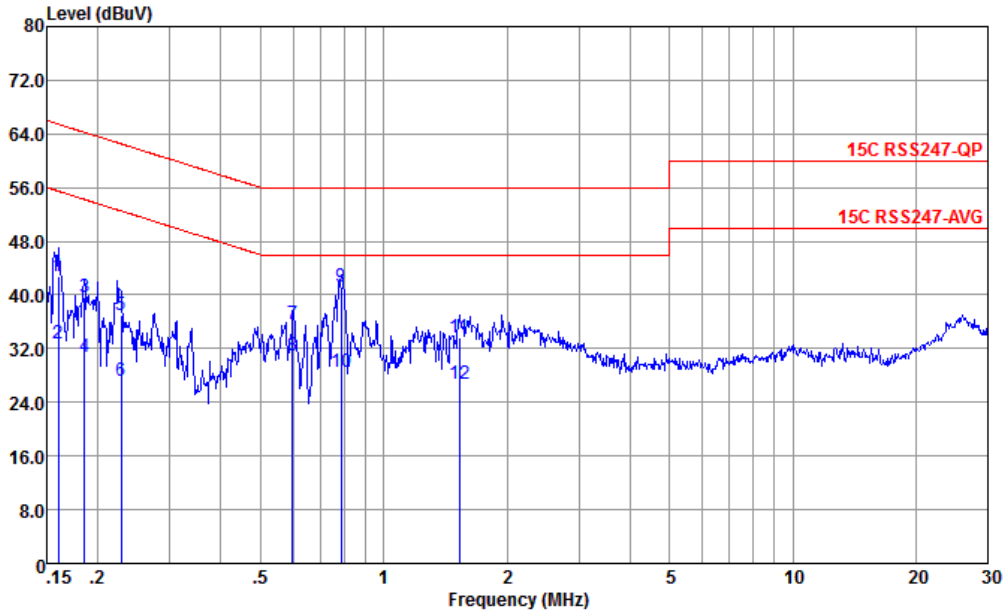

Site : CO01-KS
Condition : 15C RSS247-QP LISN-060105-N 2024 NEUTRAL

	Freq MHz	Level dBuV	Over Limit dB	Limit Line dBuV	Read Level dBuV	LISN Factor dB	Cable Loss dB	Remark
1	0.160	42.84	-22.63	65.47	32.30	0.12	10.42	QP
2	0.160	32.74	-22.73	55.47	22.20	0.12	10.42	Average
3	0.185	39.74	-24.50	64.24	29.20	0.13	10.41	QP
4	0.185	30.74	-23.50	54.24	20.20	0.13	10.41	Average
5	0.228	37.04	-25.48	62.52	26.60	0.05	10.39	QP
6	0.228	27.24	-25.28	52.52	16.80	0.05	10.39	Average
7	0.598	35.62	-20.38	56.00	25.60	-0.16	10.18	QP
8	0.598	31.02	-14.98	46.00	21.00	-0.16	10.18	Average
9 *	0.788	41.14	-14.86	56.00	31.20	-0.17	10.11	QP
10	0.788	28.44	-17.56	46.00	18.50	-0.17	10.11	Average
11	1.527	33.60	-22.40	56.00	23.71	-0.19	10.08	QP
12	1.527	26.80	-19.20	46.00	16.91	-0.19	10.08	Average

Note:

1. Level(dBμV) = Read Level(dBμV) + LISN Factor(dB) + Cable Loss(dB)
2. Over Limit(dB) = Level(dBμV) – Limit Line(dBμV)

Appendix C Radiated Spurious Emission Test Data

Test Engineer :	HuaCong Liang	Relative Humidity :	48~49%
		Temperature :	24-25℃

Radiated Spurious Emission Test Modes

Mode	Band (MHz)	Antenna	Modulation	Channel	Frequency	Data Rate	RU	Remark
Mode 1	2400-2483.5	6+7	Bluetooth BR_GFSK	00	2402	(1DH5)	-	-
Mode 2	2400-2483.5	6+7	Bluetooth BR_GFSK	39	2441	(1DH5)	-	-
Mode 3	2400-2483.5	6+7	Bluetooth BR_GFSK	78	2480	(1DH5)	-	-
Mode 4	2400-2483.5	6	Bluetooth BR_GFSK	00	2402	(1DH5)	-	-
Mode 5	2400-2483.5	6	Bluetooth BR_GFSK	39	2441	(1DH5)	-	-
Mode 6	2400-2483.5	6	Bluetooth BR_GFSK	78	2480	(1DH5)	-	-
Mode 7	2400-2483.5	7	Bluetooth BR_GFSK	00	2402	(1DH5)	-	-
Mode 8	2400-2483.5	7	Bluetooth BR_GFSK	39	2441	(1DH5)	-	-
Mode 9	2400-2483.5	7	Bluetooth BR_GFSK	78	2480	(1DH5)	-	-
Mode 10	2400-2483.5	7	Bluetooth LF	78	2480	(1DH5)	-	-

Summary of each worse mode

Mode	Modulation	Ch.	Freq. (MHz)	Level (dBuV/m)	Limit (dBuV/m)	Margin (dB)	Pol.	Peak Avg.	Result	Remark
1	Bluetooth BR_GFSK	00	2388.75	47.34	74.00	-26.66	V	PEAK	Pass	Band Edge
1	Bluetooth BR_GFSK	00	4804.00	45.00	74.00	-29.00	V	Peak	Pass	Harmonic
2	Bluetooth BR_GFSK	39	-	-	-	-	-	-	-	Band Edge
2	Bluetooth BR_GFSK	39	7323.00	47.16	74.00	-26.84	H	Peak	Pass	Harmonic
3	Bluetooth BR_GFSK	78	2483.54	57.36	74.00	-16.64	V	PEAK	Pass	Band Edge
3	Bluetooth BR_GFSK	78	7440.00	46.75	74.00	-27.25	H	Peak	Pass	Harmonic
4	Bluetooth BR_GFSK	00	2389.28	46.89	74.00	-27.11	V	PEAK	Pass	Band Edge
4	Bluetooth BR_GFSK	00	4804.00	46.37	74.00	-27.63	V	Peak	Pass	Harmonic
5	Bluetooth BR_GFSK	39	-	-	-	-	-	-	-	Band Edge
5	Bluetooth BR_GFSK	39	7323.00	47.09	74.00	-26.91	V	Peak	Pass	Harmonic
6	Bluetooth BR_GFSK	78	2483.54	56.73	74.00	-17.27	V	PEAK	Pass	Band Edge
6	Bluetooth BR_GFSK	78	7440.00	47.27	74.00	-26.73	H	Peak	Pass	Harmonic
7	Bluetooth BR_GFSK	00	2389.38	47.89	74.00	-26.11	V	PEAK	Pass	Band Edge
7	Bluetooth BR_GFSK	00	4804.00	45.35	74.00	-28.65	H	Peak	Pass	Harmonic
8	Bluetooth BR_GFSK	39	-	-	-	-	-	-	-	Band Edge
8	Bluetooth BR_GFSK	39	7323.00	45.99	74.00	-28.01	H	Peak	Pass	Harmonic
9	Bluetooth BR_GFSK	78	2483.54	58.81	74.00	-15.19	H	PEAK	Pass	Band Edge
9	Bluetooth BR_GFSK	78	7440.00	45.94	74.00	-28.06	V	Peak	Pass	Harmonic
10	Bluetooth LF	78	41.64	24.32	40.00	-15.68	V	Peak	Pass	LF

Mode	1	
	Band Edge	
	2400-2483.5_Bluetooth BR_GFSK_CH00_2402MHz	
ANT	6+7	
Pol.	Horizontal	Fundamental
Peak	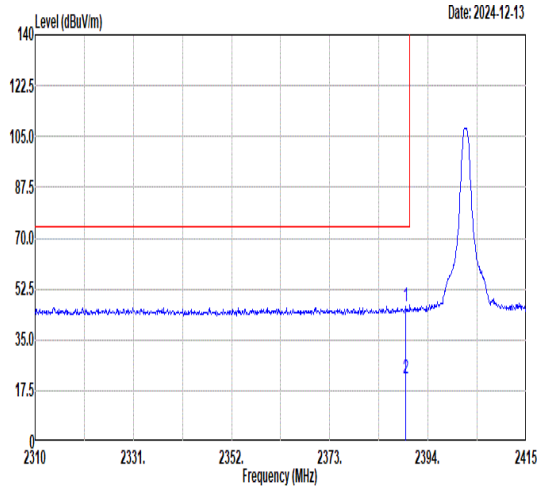 Freq Level Limit Line Margin (dB) Read Level Ant Factor Cable Loss Preamp Factor APos TPos Remark MHz dBuV/m dBuV/m dBuV dB/m dB dB cm deg 1 2389.28 46.62 74.00 -27.38 40.90 30.60 7.76 32.64 379 180 PEAK 2 2389.28 21.83 54.00 -32.17 16.11 30.60 7.76 32.64 379 180 AVERAGE	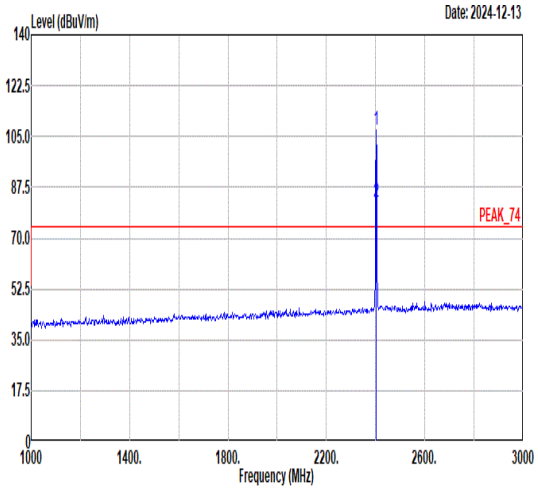 Freq Level Limit Line Margin (dB) Read Level Ant Factor Cable Loss Preamp Factor APos TPos Remark MHz dBuV/m dBuV/m dBuV dB/m dB dB cm deg 1 2402.00 107.33 ------ ------ 101.58 30.60 7.79 32.64 379 180 PEAK 2 2402.00 82.54 ------ ------ 76.79 30.60 7.79 32.64 379 180 AVERAGE

Mode	1	
	Band Edge	
	2400-2483.5_Bluetooth BR_GFSK_CH00_2402MHz	
ANT	6+7	
Pol.	Vertical	Fundamental
Peak	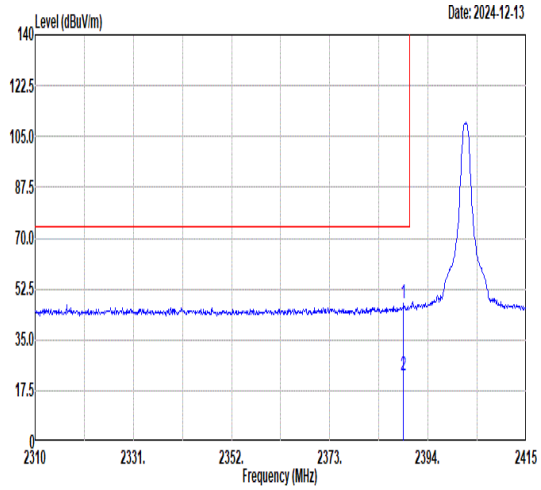 Freq Level Limit Line Margin (dB) Read Level Ant Factor Cable Loss Preamp Factor APos TPos Remark MHz dBuV/m dBuV/m dBuV dB/m dB dB cm deg 1 2388.75 47.34 74.00 -26.66 41.62 30.60 7.76 32.64 263 291 PEAK 2 2388.75 22.55 54.00 -31.45 16.83 30.60 7.76 32.64 263 291 AVERAGE	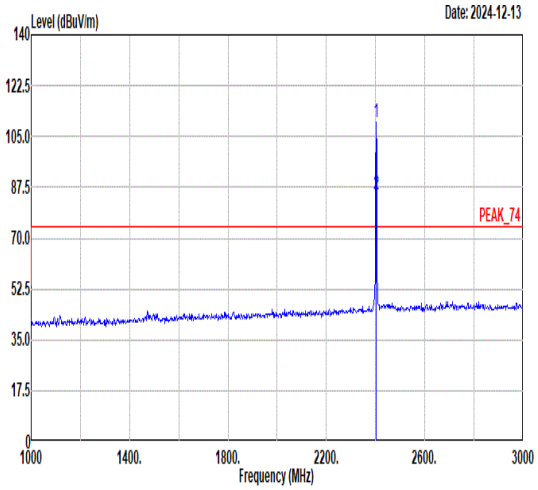 Freq Level Limit Line Margin (dB) Read Level Ant Factor Cable Loss Preamp Factor APos TPos Remark MHz dBuV/m dBuV/m dBuV dB/m dB dB cm deg 1 2402.00 109.87 ------ ------ 104.12 30.60 7.79 32.64 263 291 PEAK 2 2402.00 85.08 ------ ------ 79.33 30.60 7.79 32.64 263 291 AVERAGE

Mode	1	
	Harmonic	
	2400-2483.5_Bluetooth BR_GFSK_CH00_2402MHz	
ANT	6+7	
Pol.	Horizontal	Vertical
Peak Avg	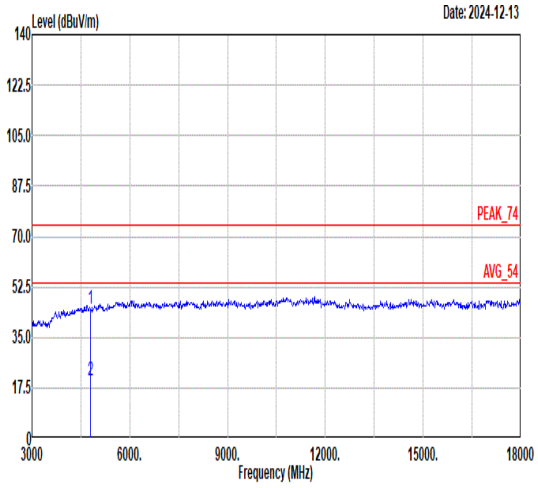 Freq Level Limit Line Margin Read Level Ant Factor Cable Loss Preamp Factor APos TPos Remark MHz dBuV/m dBuV/m dB dBuV dB/m dB dB cm deg 1 4804.00 44.81 74.00 -29.19 51.02 35.30 11.07 52.58 --- --- Peak 2 4804.00 20.02 54.00 -33.98 26.23 35.30 11.07 52.58 --- --- Average	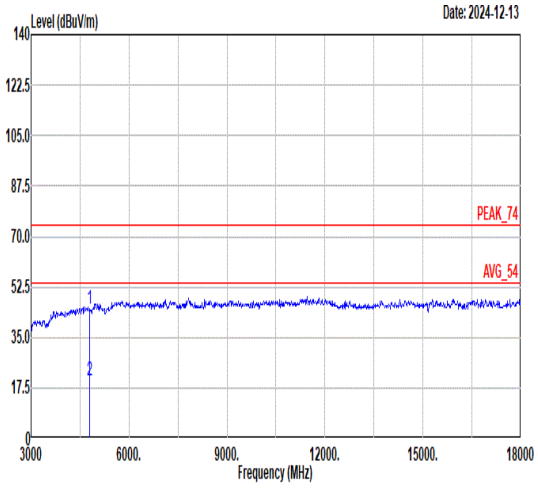 Freq Level Limit Line Margin Read Level Ant Factor Cable Loss Preamp Factor APos TPos Remark MHz dBuV/m dBuV/m dB dBuV dB/m dB dB cm deg 1 4804.00 45.00 74.00 -29.00 51.21 35.30 11.07 52.58 --- --- Peak 2 4804.00 20.21 54.00 -33.79 26.42 35.30 11.07 52.58 --- --- Average

Mode	2	
	Harmonic	
	2400-2483.5_Bluetooth BR_GFSK_CH39_2441MHz	
ANT	6+7	
Pol.	Horizontal	Vertical
Peak Avg	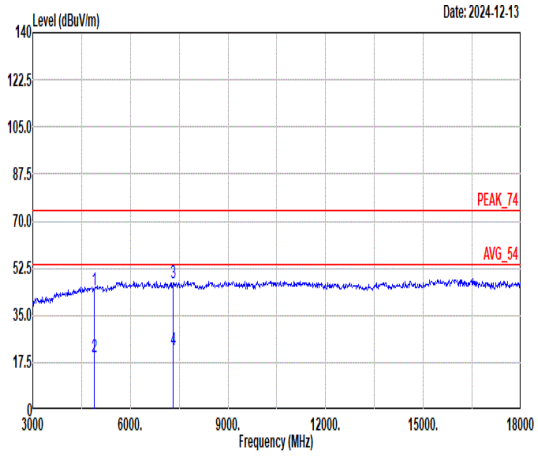 Freq Level Limit Line Margin Read Level Ant Factor Cable Loss Preamp Factor APos TPos Remark MHz dBuV/m dBuV/m dB dBuV dB/m dB dB cm deg 1 4882.00 44.48 74.00 -29.52 50.65 35.36 11.10 52.63 --- --- Peak 2 4882.00 19.69 54.00 -34.31 25.86 35.36 11.10 52.63 --- --- Average 3 7323.00 47.16 74.00 -26.84 49.75 36.55 13.09 52.23 --- --- Peak 4 7323.00 22.37 54.00 -31.63 24.96 36.55 13.09 52.23 --- --- Average	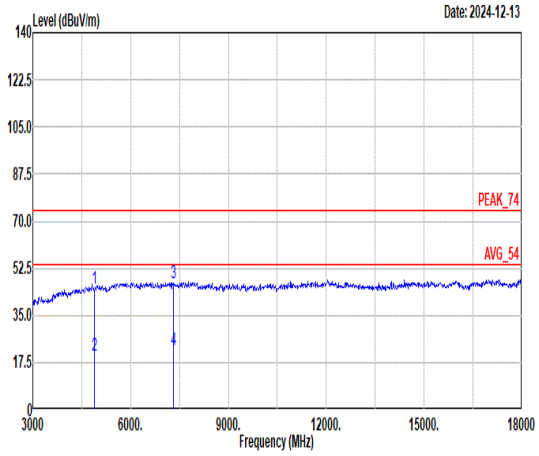 Freq Level Limit Line Margin Read Level Ant Factor Cable Loss Preamp Factor APos TPos Remark MHz dBuV/m dBuV/m dB dBuV dB/m dB dB cm deg 1 4882.00 44.90 74.00 -29.10 51.07 35.36 11.10 52.63 --- --- Peak 2 4882.00 20.11 54.00 -33.89 26.28 35.36 11.10 52.63 --- --- Average 3 7323.00 47.01 74.00 -26.99 49.60 36.55 13.09 52.23 --- --- Peak 4 7323.00 22.22 54.00 -31.78 24.81 36.55 13.09 52.23 --- --- Average

Mode	3	
	Band Edge	
	2400-2483.5_Bluetooth BR_GFSK_CH78_2480MHz	
ANT	6+7	
Pol.	Horizontal	Fundamental
Peak	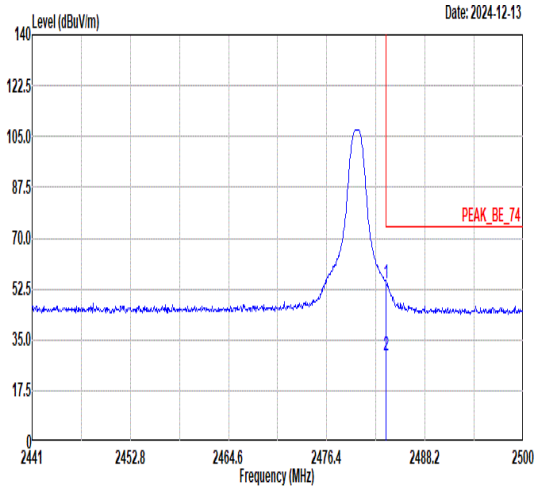 Freq Level Limit Line Margin (dB) Read Level Ant Factor Cable Loss Preamp Factor APos TPos Remark MHz dBuV/m dBuV/m dBuV dB/m dB dB cm deg 1 2483.54 54.47 74.00 -19.53 48.57 30.63 7.88 32.61 390 188 PEAK 2 2483.54 29.68 54.00 -24.32 23.78 30.63 7.88 32.61 390 188 AVERAGE	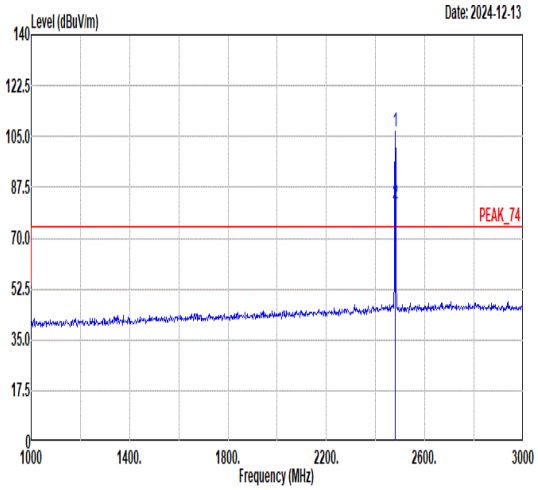 Freq Level Limit Line Margin (dB) Read Level Ant Factor Cable Loss Preamp Factor APos TPos Remark MHz dBuV/m dBuV/m dBuV dB/m dB dB cm deg 1 2480.00 106.84 ------ ------ 100.94 30.64 7.87 32.61 390 188 PEAK 2 2480.00 82.05 ------ ------ 76.15 30.64 7.87 32.61 390 188 AVERAGE

Mode	3	
	Band Edge	
	2400-2483.5_Bluetooth BR_GFSK_CH78_2480MHz	
ANT	6+7	
Pol.	Vertical	Fundamental
Peak	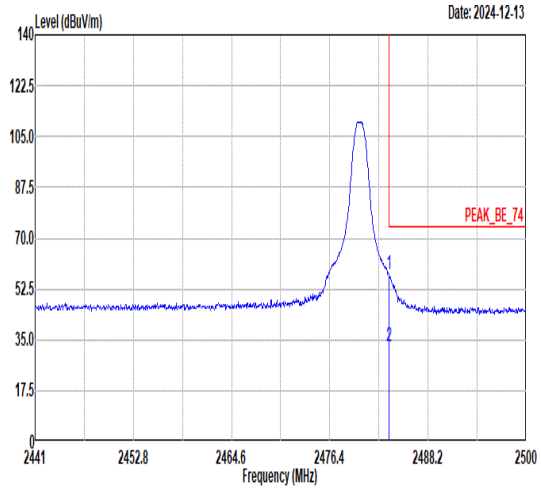 Freq Level Limit Line Margin (dB) Read Level Ant Factor Cable Loss Preamp Factor APos TPos Remark 1 2483.54 57.36 74.00 -16.64 51.46 30.63 7.88 32.61 203 311 PEAK 2 2483.54 32.57 54.00 -21.43 26.67 30.63 7.88 32.61 203 311 AVERAGE	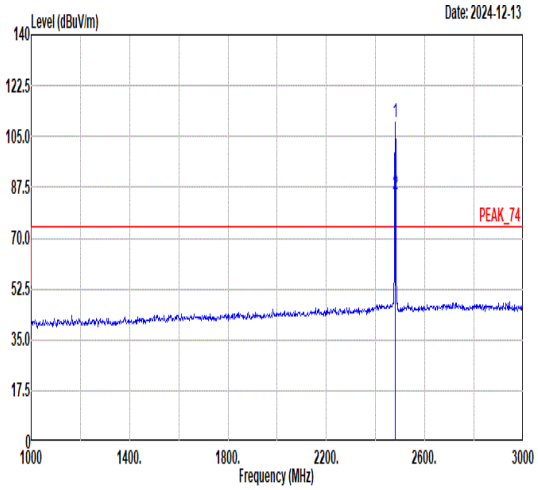 Freq Level Limit Line Margin (dB) Read Level Ant Factor Cable Loss Preamp Factor APos TPos Remark 1 2480.00 109.85 ------ ------ 103.95 30.64 7.87 32.61 203 311 PEAK 2 2480.00 85.06 ------ ------ 79.16 30.64 7.87 32.61 203 311 AVERAGE

Mode	3	
	Harmonic	
	2400-2483.5_Bluetooth BR_GFSK_CH78_2480MHz	
ANT	6+7	
Pol.	Horizontal	Vertical
Peak Avg	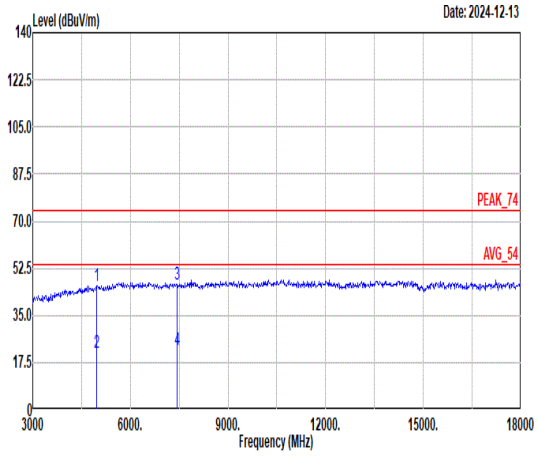 Freq Level Limit Line Margin Read Level Ant Factor Cable Loss Preamp Factor APos TPos Remark MHz dBuV/m dBuV/m dB dBuV dB/m dB dB cm deg 1 4960.00 46.06 74.00 -27.94 51.88 35.72 11.14 52.68 --- --- Peak 2 4960.00 21.27 54.00 -32.73 27.09 35.72 11.14 52.68 --- --- Average 3 7440.00 46.75 74.00 -27.25 49.46 36.60 12.97 52.28 --- --- Peak 4 7440.00 21.96 54.00 -32.04 24.67 36.60 12.97 52.28 --- --- Average	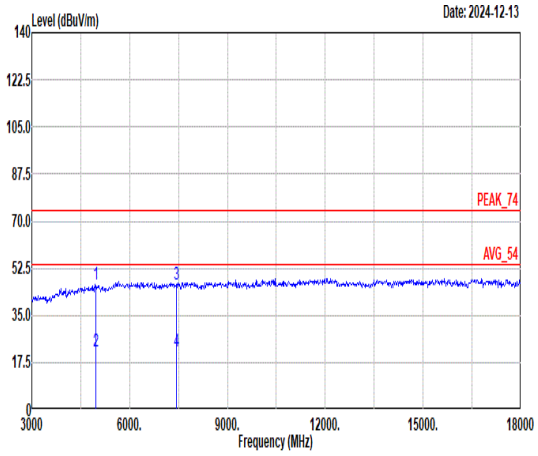 Freq Level Limit Line Margin Read Level Ant Factor Cable Loss Preamp Factor APos TPos Remark MHz dBuV/m dBuV/m dB dBuV dB/m dB dB cm deg 1 4960.00 46.41 74.00 -27.59 52.23 35.72 11.14 52.68 --- --- Peak 2 4960.00 21.62 54.00 -32.38 27.44 35.72 11.14 52.68 --- --- Average 3 7440.00 46.33 74.00 -27.67 49.04 36.60 12.97 52.28 --- --- Peak 4 7440.00 21.54 54.00 -32.46 24.25 36.60 12.97 52.28 --- --- Average

Mode	4	
	Band Edge	
	2400-2483.5_Bluetooth BR_GFSK_CH00_2402MHz	
ANT	6	
Pol.	Horizontal	Fundamental
Peak	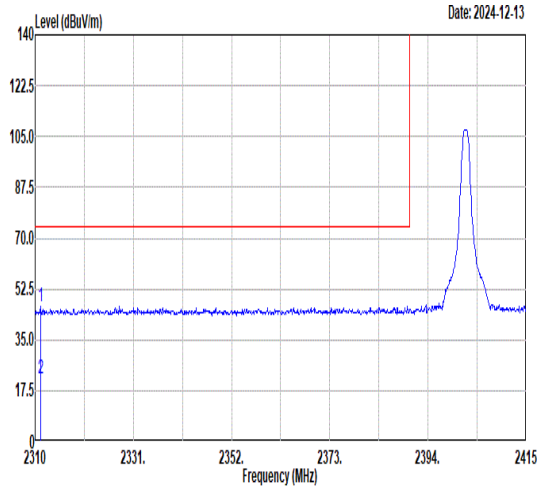 Freq Level Limit Line Margin (dB) Read Level Ant Factor Cable Loss Preamp Factor APos TPos Remark MHz dBuV/m dBuV/m dBuV dB/m dB dB cm deg 1 2311.16 46.51 74.00 -27.49 41.05 30.60 7.54 32.68 377 172 PEAK 2 2311.16 21.72 54.00 -32.28 16.26 30.60 7.54 32.68 377 172 AVERAGE	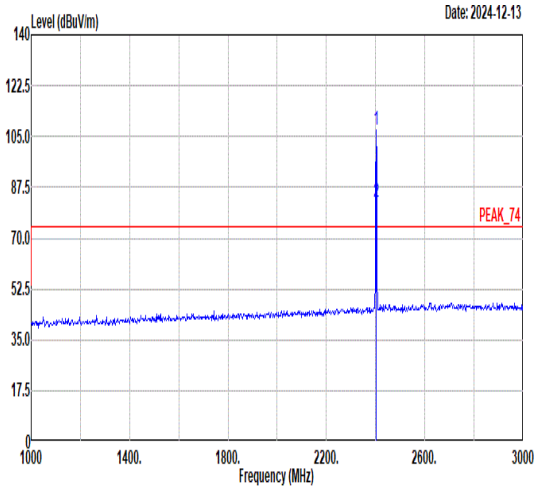 Freq Level Limit Line Margin (dB) Read Level Ant Factor Cable Loss Preamp Factor APos TPos Remark MHz dBuV/m dBuV/m dBuV dB/m dB dB cm deg 1 2402.00 107.34 ------ ------ 101.59 30.60 7.79 32.64 377 172 PEAK 2 2402.00 82.55 ------ ------ 76.80 30.60 7.79 32.64 377 172 AVERAGE

Mode	4	
	Band Edge	
	2400-2483.5_Bluetooth BR_GFSK_CH00_2402MHz	
ANT	6	
Pol.	Vertical	Fundamental
Peak	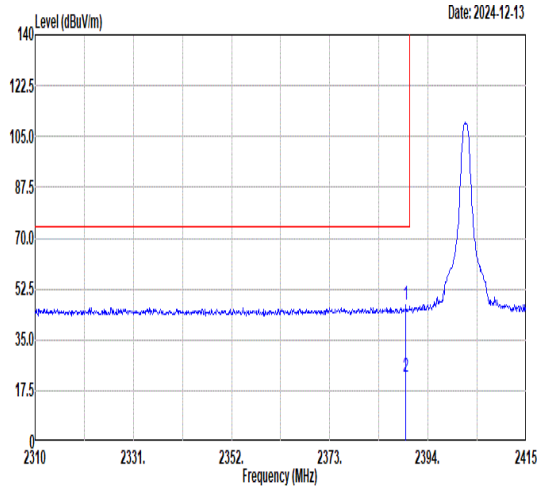 Freq Level Limit Line Margin (dB) Read Level Ant Factor Cable Loss Preamp Factor APos TPos Remark MHz dBuV/m dBuV/m dBuV dB/m dB dB cm deg 1 2389.28 46.89 74.00 -27.11 41.17 30.60 7.76 32.64 234 248 PEAK 2 2389.28 22.10 54.00 -31.90 16.38 30.60 7.76 32.64 234 248 AVERAGE	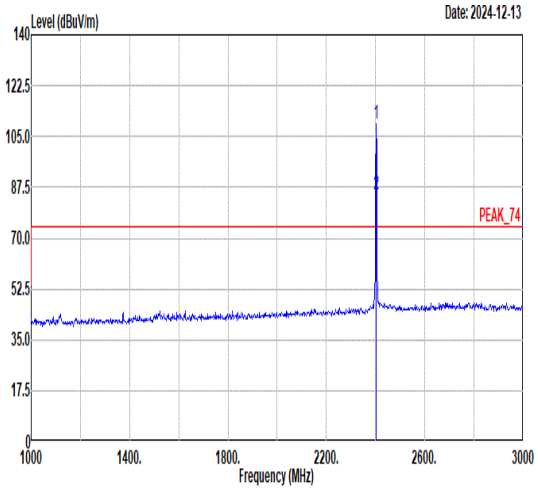 Freq Level Limit Line Margin (dB) Read Level Ant Factor Cable Loss Preamp Factor APos TPos Remark MHz dBuV/m dBuV/m dBuV dB/m dB dB cm deg 1 2402.00 109.60 ------ ------ 103.85 30.60 7.79 32.64 234 248 PEAK 2 2402.00 84.81 ------ ------ 79.06 30.60 7.79 32.64 234 248 AVERAGE

Mode	4	
	Harmonic	
	2400-2483.5_Bluetooth BR_GFSK_CH00_2402MHz	
ANT	6	
Pol.	Horizontal	Vertical
Peak Avg	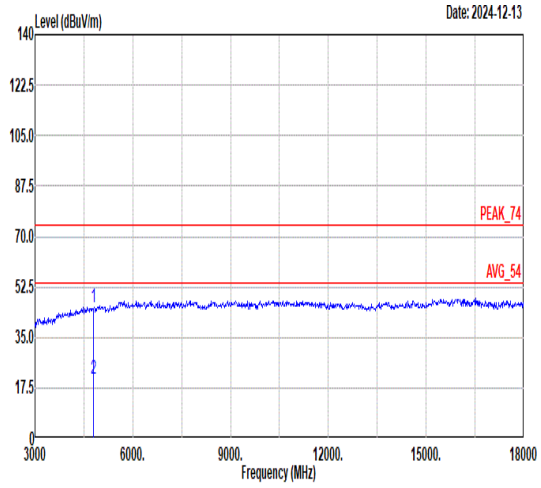 Freq Level Limit Line Margin Read Level Ant Factor Cable Loss Preamp Factor APos TPos Remark MHz dBuV/m dBuV/m dB dBuV dB/m dB dB cm deg 1 4804.00 45.27 74.00 -28.73 51.48 35.30 11.07 52.58 --- --- Peak 2 4804.00 20.48 54.00 -33.52 26.69 35.30 11.07 52.58 --- --- Average	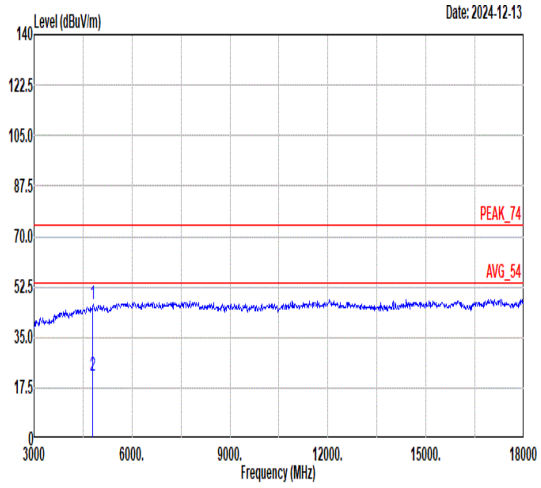 Freq Level Limit Line Margin Read Level Ant Factor Cable Loss Preamp Factor APos TPos Remark MHz dBuV/m dBuV/m dB dBuV dB/m dB dB cm deg 1 4804.00 46.37 74.00 -27.63 52.58 35.30 11.07 52.58 --- --- Peak 2 4804.00 21.58 54.00 -32.42 27.79 35.30 11.07 52.58 --- --- Average

Mode	5	
	Harmonic	
	2400-2483.5_Bluetooth BR_GFSK_CH39_2441MHz	
ANT	6	
Pol.	Horizontal	Vertical
Peak Avg	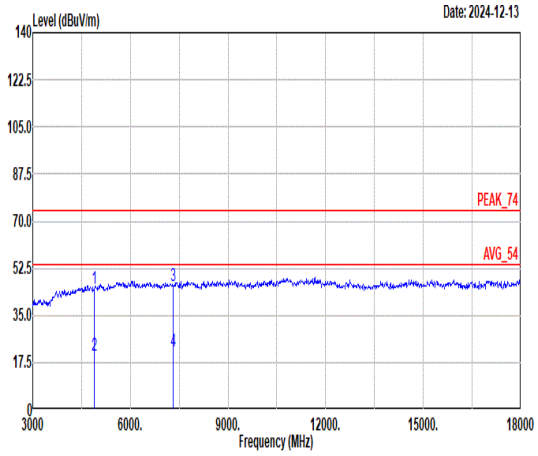 Freq Level Limit Line Margin Read Level Ant Factor Cable Loss Preamp Factor APos TPos Remark MHz dBuV/m dBuV/m dB dBuV dB/m dB dB cm deg 1 4882.00 44.80 74.00 -29.20 50.97 35.36 11.10 52.63 --- --- Peak 2 4882.00 20.01 54.00 -33.99 26.18 35.36 11.10 52.63 --- --- Average 3 7323.00 46.20 74.00 -27.80 48.79 36.55 13.09 52.23 --- --- Peak 4 7323.00 21.41 54.00 -32.59 24.00 36.55 13.09 52.23 --- --- Average	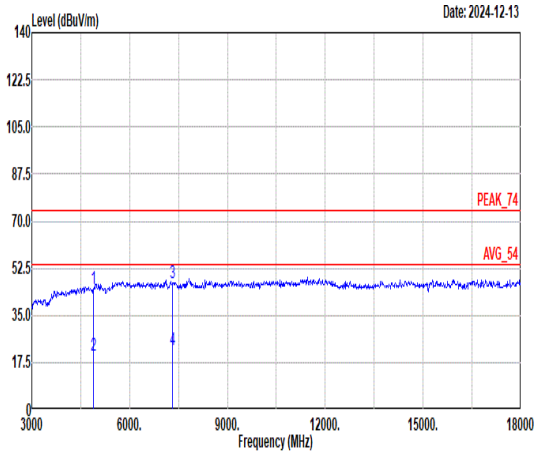 Freq Level Limit Line Margin Read Level Ant Factor Cable Loss Preamp Factor APos TPos Remark MHz dBuV/m dBuV/m dB dBuV dB/m dB dB cm deg 1 4882.00 44.68 74.00 -29.32 50.85 35.36 11.10 52.63 --- --- Peak 2 4882.00 19.89 54.00 -34.11 26.06 35.36 11.10 52.63 --- --- Average 3 7323.00 47.09 74.00 -26.91 49.68 36.55 13.09 52.23 --- --- Peak 4 7323.00 22.30 54.00 -31.70 24.89 36.55 13.09 52.23 --- --- Average

Mode	6	
	Band Edge	
	2400-2483.5_Bluetooth BR_GFSK_CH78_2480MHz	
ANT	6	
Pol.	Horizontal	Fundamental
Peak	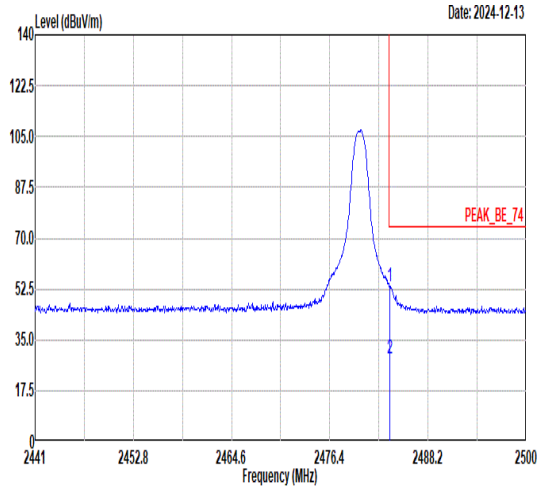	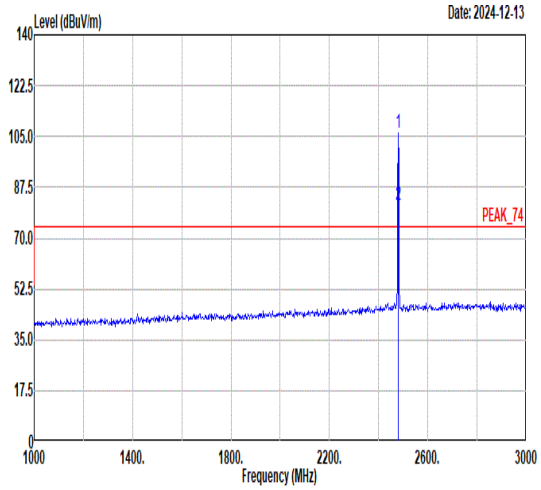

Horizontal:

	Freq	Level	Limit Line	Margin (dB)	Read Level	Ant Factor	Cable Loss	Preamp Factor	APos	TPos	Remark
	MHz	dBuV/m	dBuV/m		dBuV	dB/m	dB	dB	cm	deg	
1	2483.60	53.53	74.00	-20.47	47.63	30.63	7.88	32.61	391	190	PEAK
2	2483.60	28.74	54.00	-25.26	22.84	30.63	7.88	32.61	391	190	AVERAGE

Fundamental:

	Freq	Level	Limit Line	Margin (dB)	Read Level	Ant Factor	Cable Loss	Preamp Factor	APos	TPos	Remark
	MHz	dBuV/m	dBuV/m		dBuV	dB/m	dB	dB	cm	deg	
1	2480.00	106.41	------	------	100.51	30.64	7.87	32.61	391	190	PEAK
2	2480.00	81.62	------	------	75.72	30.64	7.87	32.61	391	190	AVERAGE

Mode	6	
	Band Edge	
	2400-2483.5_Bluetooth BR_GFSK_CH78_2480MHz	
ANT	6	
Pol.	Vertical	Fundamental
Peak	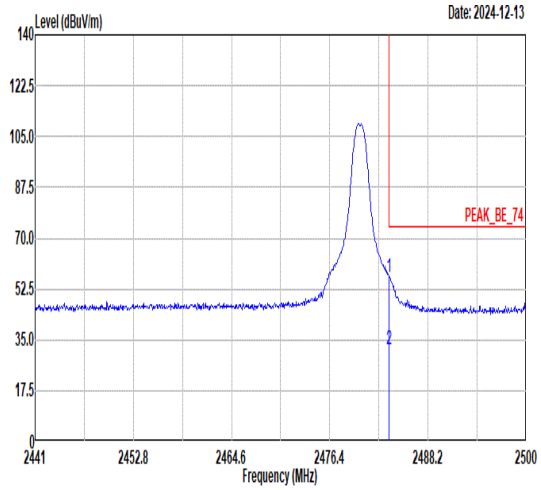 Freq Level Limit Line Margin (dB) Read Level Ant Factor Cable Loss Preamp Factor APos TPos Remark MHz dBuV/m dBuV/m dBuV dB/m dB dB cm deg 1 2483.54 56.73 74.00 -17.27 50.83 30.63 7.88 32.61 148 241 PEAK 2 2483.54 31.94 54.00 -22.06 26.04 30.63 7.88 32.61 148 241 AVERAGE	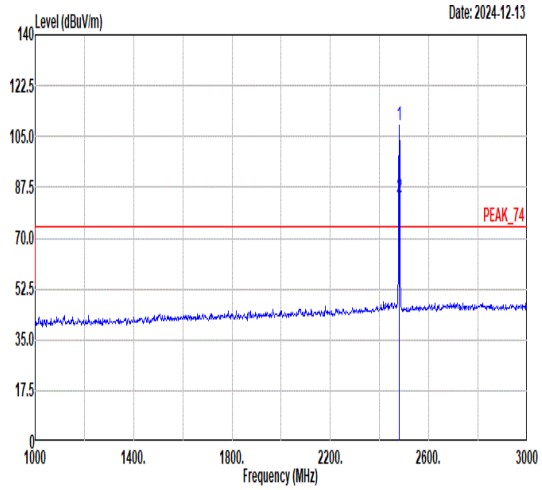 Freq Level Limit Line Margin (dB) Read Level Ant Factor Cable Loss Preamp Factor APos TPos Remark MHz dBuV/m dBuV/m dBuV dB/m dB dB cm deg 1 2480.00 108.99 ------ ------ 103.09 30.64 7.87 32.61 148 241 PEAK 2 2480.00 84.20 ------ ------ 78.30 30.64 7.87 32.61 148 241 AVERAGE

Mode	6	
	Harmonic	
	2400-2483.5_Bluetooth BR_GFSK_CH78_2480MHz	
ANT	6	
Pol.	Horizontal	Vertical
Peak Avg	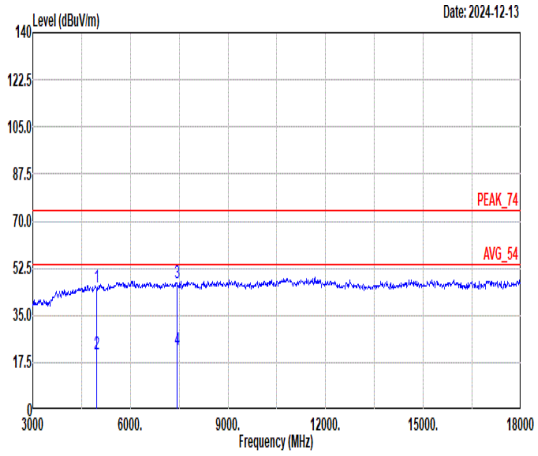 Freq Level Limit Line Margin Read Level Ant Factor Cable Loss Preamp Factor APos TPos Remark MHz dBuV/m dBuV/m dB dBuV dB/m dB dB cm deg 1 4960.00 45.57 74.00 -28.43 51.39 35.72 11.14 52.68 --- --- Peak 2 4960.00 20.78 54.00 -33.22 26.60 35.72 11.14 52.68 --- --- Average 3 7440.00 47.27 74.00 -26.73 49.98 36.60 12.97 52.28 --- --- Peak 4 7440.00 22.45 54.00 -31.55 25.16 36.60 12.97 52.28 --- --- Average	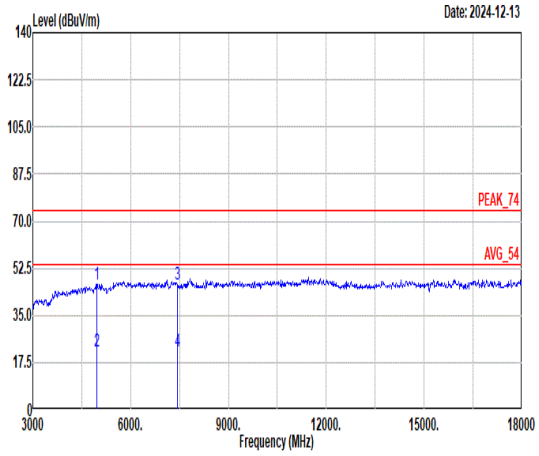 Freq Level Limit Line Margin Read Level Ant Factor Cable Loss Preamp Factor APos TPos Remark MHz dBuV/m dBuV/m dB dBuV dB/m dB dB cm deg 1 4960.00 46.46 74.00 -27.54 52.28 35.72 11.14 52.68 --- --- Peak 2 4960.00 21.67 54.00 -32.33 27.49 35.72 11.14 52.68 --- --- Average 3 7440.00 46.42 74.00 -27.58 49.13 36.60 12.97 52.28 --- --- Peak 4 7440.00 21.63 54.00 -32.37 24.34 36.60 12.97 52.28 --- --- Average

Mode	7	
	Band Edge	
	2400-2483.5_Bluetooth BR_GFSK_CH00_2402MHz	
ANT	7	
Pol.	Horizontal	Fundamental
Peak	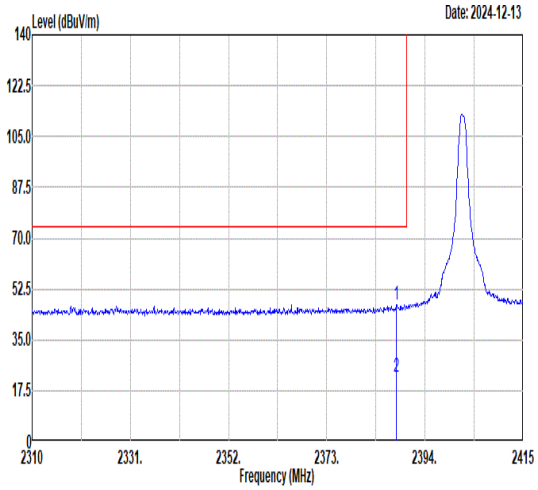 Freq Level Limit Line Margin (dB) Read Level Ant Factor Cable Loss Preamp Factor APos TPos Remark MHz dBuV/m dBuV/m dBuV dB/m dB dB cm deg 1 2387.91 47.07 74.00 -26.93 41.36 30.60 7.75 32.64 391 292 PEAK 2 2387.91 22.28 54.00 -31.72 16.57 30.60 7.75 32.64 391 292 AVERAGE	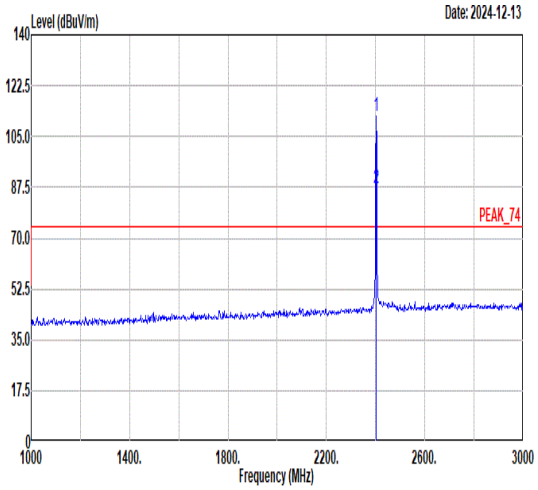 Freq Level Limit Line Margin (dB) Read Level Ant Factor Cable Loss Preamp Factor APos TPos Remark MHz dBuV/m dBuV/m dBuV dB/m dB dB cm deg 1 2402.00 111.94 ------ ------ 106.19 30.60 7.79 32.64 391 292 PEAK 2 2402.00 87.15 ------ ------ 81.40 30.60 7.79 32.64 391 292 AVERAGE

Mode	7	
	Band Edge	
	2400-2483.5_Bluetooth BR_GFSK_CH00_2402MHz	
ANT	7	
Pol.	Vertical	Fundamental
Peak	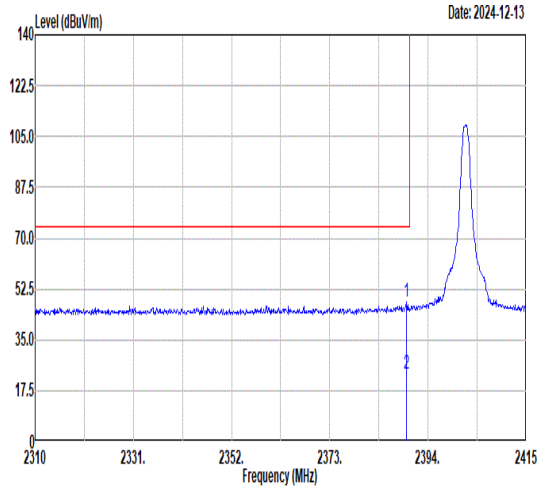 Freq Level Limit Line Margin (dB) Read Level Ant Factor Cable Loss Preamp Factor APos TPos Remark MHz dBuV/m dBuV/m dBuV dB/m dB dB cm deg 1 2389.38 47.89 74.00 -26.11 42.17 30.60 7.76 32.64 400 269 PEAK 2 2389.38 23.10 54.00 -30.90 17.38 30.60 7.76 32.64 400 269 AVERAGE	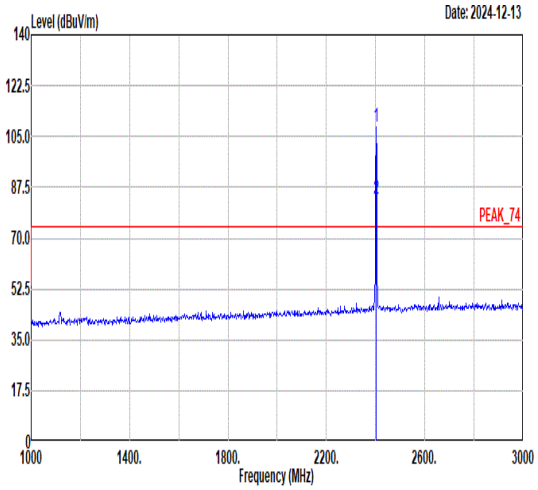 Freq Level Limit Line Margin (dB) Read Level Ant Factor Cable Loss Preamp Factor APos TPos Remark MHz dBuV/m dBuV/m dBuV dB/m dB dB cm deg 1 2402.00 108.34 ------ ------ 102.59 30.60 7.79 32.64 400 269 PEAK 2 2402.00 83.55 ------ ------ 77.80 30.60 7.79 32.64 400 269 AVERAGE

Mode	7	
	Harmonic	
	2400-2483.5_Bluetooth BR_GFSK_CH00_2402MHz	
ANT	7	
Pol.	Horizontal	Vertical
Peak Avg	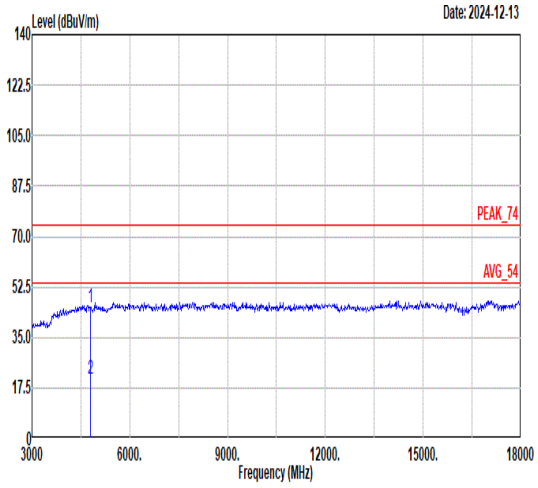 Freq Level Limit Line Margin Read Level Ant Factor Cable Loss Preamp Factor APos TPos Remark MHz dBuV/m dBuV/m dB dBuV dB/m dB dB cm deg 1 4804.00 45.35 74.00 -28.65 51.56 35.30 11.07 52.58 --- --- Peak 2 4804.00 20.56 54.00 -33.44 26.77 35.30 11.07 52.58 --- --- Average	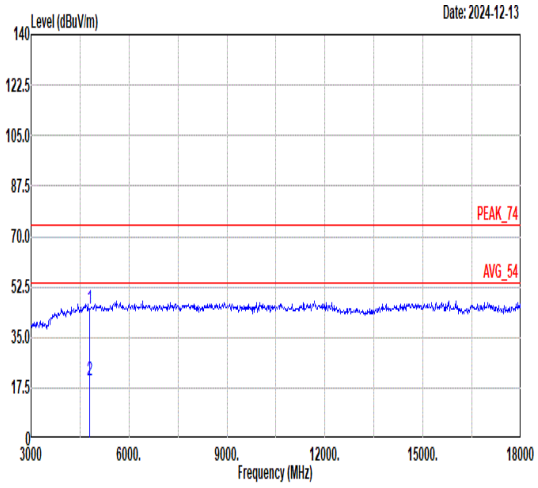 Freq Level Limit Line Margin Read Level Ant Factor Cable Loss Preamp Factor APos TPos Remark MHz dBuV/m dBuV/m dB dBuV dB/m dB dB cm deg 1 4804.00 44.73 74.00 -29.27 50.94 35.30 11.07 52.58 --- --- Peak 2 4804.00 19.94 54.00 -34.06 26.15 35.30 11.07 52.58 --- --- Average

Mode	8	
	Harmonic	
	2400-2483.5_Bluetooth BR_GFSK_CH39_2441MHz	
ANT	7	
Pol.	Horizontal	Vertical
Peak Avg	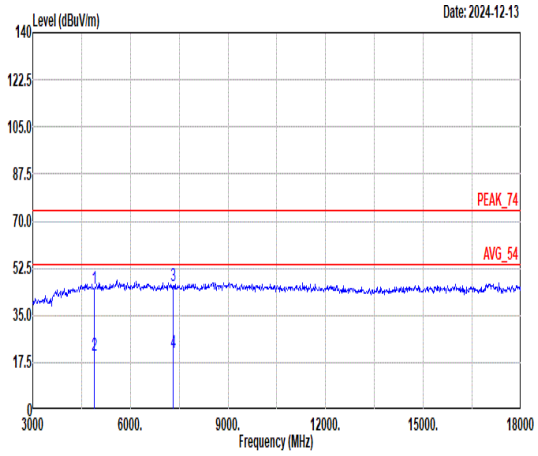 Freq Level Limit Line Margin Read Level Ant Factor Cable Loss Preamp Factor APos TPos Remark MHz dBuV/m dBuV/m dB dBuV dB/m dB dB cm deg 1 4882.00 45.02 74.00 -28.98 51.19 35.36 11.10 52.63 --- --- Peak 2 4882.00 20.23 54.00 -33.77 26.40 35.36 11.10 52.63 --- --- Average 3 7323.00 45.99 74.00 -28.01 48.58 36.55 13.09 52.23 --- --- Peak 4 7323.00 21.20 54.00 -32.80 23.79 36.55 13.09 52.23 --- --- Average	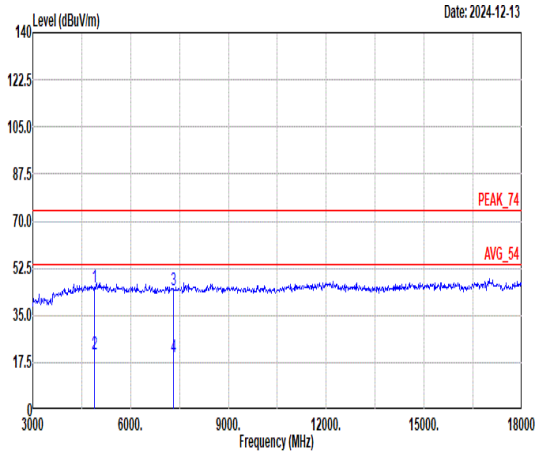 Freq Level Limit Line Margin Read Level Ant Factor Cable Loss Preamp Factor APos TPos Remark MHz dBuV/m dBuV/m dB dBuV dB/m dB dB cm deg 1 4882.00 45.54 74.00 -28.46 51.71 35.36 11.10 52.63 --- --- Peak 2 4882.00 20.75 54.00 -33.25 26.92 35.36 11.10 52.63 --- --- Average 3 7323.00 44.35 74.00 -29.65 46.94 36.55 13.09 52.23 --- --- Peak 4 7323.00 19.56 54.00 -34.44 22.15 36.55 13.09 52.23 --- --- Average

Mode	9	
	Band Edge	
	2400-2483.5_Bluetooth BR_GFSK_CH78_2480MHz	
ANT	7	
Pol.	Horizontal	Fundamental
Peak	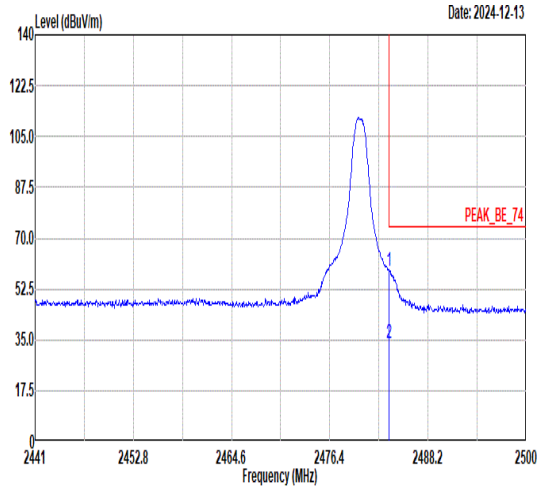 Freq Level Limit Line Margin (dB) Read Level Ant Factor Cable Loss Preamp Factor APos TPos Remark MHz dBuV/m dBuV/m dBuV dB/m dB dB cm deg 1 2483.54 58.81 74.00 -15.19 52.91 30.63 7.88 32.61 382 296 PEAK 2 2483.54 34.02 54.00 -19.98 28.12 30.63 7.88 32.61 382 296 AVERAGE	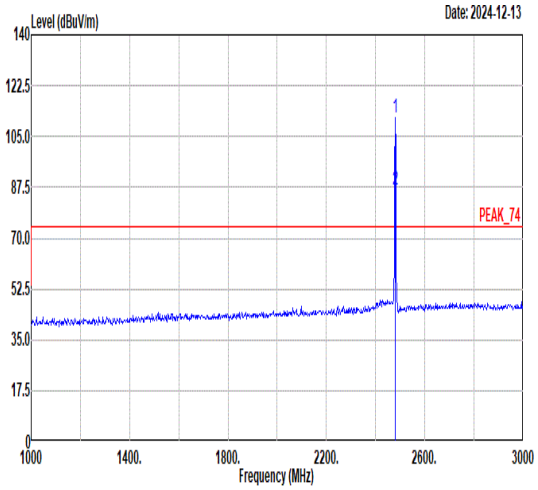 Freq Level Limit Line Margin (dB) Read Level Ant Factor Cable Loss Preamp Factor APos TPos Remark MHz dBuV/m dBuV/m dBuV dB/m dB dB cm deg 1 2480.00 111.66 ------ ------ 105.76 30.64 7.87 32.61 382 296 PEAK 2 2480.00 86.87 ------ ------ 80.97 30.64 7.87 32.61 382 296 AVERAGE

Mode	9	
	Band Edge	
	2400-2483.5_Bluetooth BR_GFSK_CH78_2480MHz	
ANT	7	
Pol.	Vertical	Fundamental
Peak	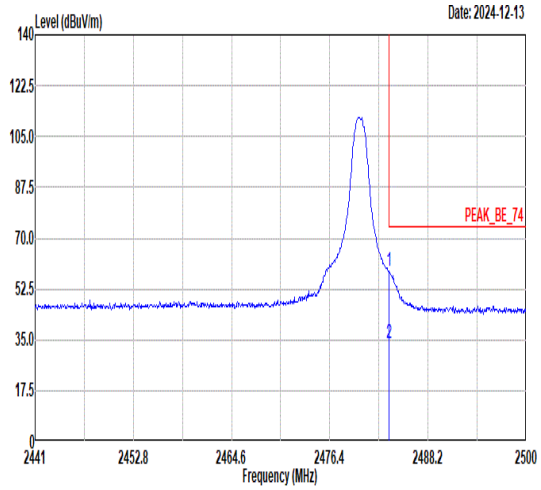 Freq Level Limit Line Margin (dB) Read Level Ant Factor Cable Loss Preamp Factor APos TPos Remark MHz dBuV/m dBuV/m dBuV dB/m dB dB cm deg 1 2483.54 58.57 74.00 -15.43 52.67 30.63 7.88 32.61 369 255 PEAK 2 2483.54 33.78 54.00 -20.22 27.88 30.63 7.88 32.61 369 255 AVERAGE	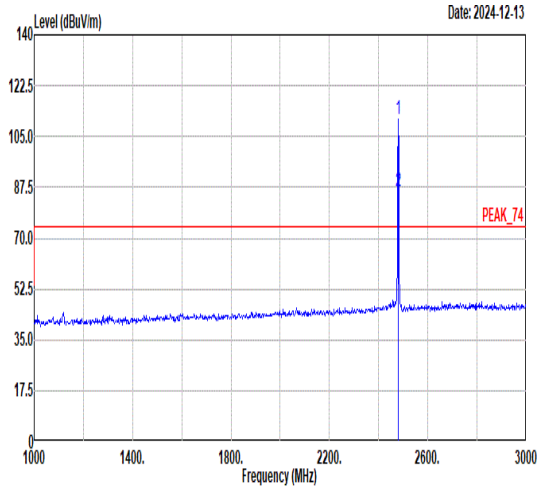 Freq Level Limit Line Margin (dB) Read Level Ant Factor Cable Loss Preamp Factor APos TPos Remark MHz dBuV/m dBuV/m dBuV dB/m dB dB cm deg 1 2480.00 110.75 ------ ------ 104.85 30.64 7.87 32.61 369 255 PEAK 2 2480.00 85.96 ------ ------ 80.06 30.64 7.87 32.61 369 255 AVERAGE

Mode	9	
	Harmonic	
	2400-2483.5_Bluetooth BR_GFSK_CH78_2480MHz	
ANT	7	
Pol.	Horizontal	Vertical
Peak Avg	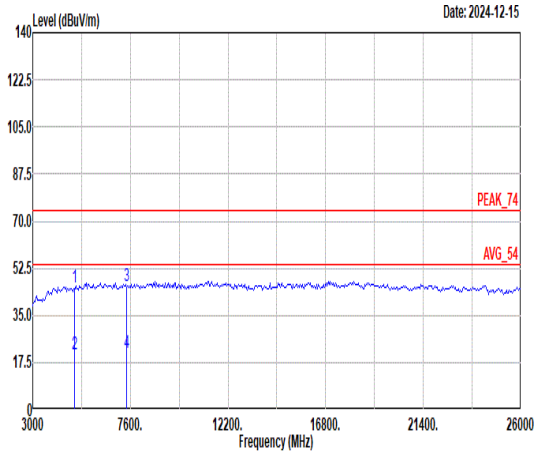 Freq Level Limit Line Margin Read Level Ant Factor Cable Loss Preamp Factor APos TPos Remark MHz dBuV/m dBuV/m dB dBuV dB/m dB dB cm deg 1 4960.00 45.36 74.00 -28.64 51.18 35.72 11.14 52.68 --- --- Peak 2 4960.00 20.57 54.00 -33.43 26.39 35.72 11.14 52.68 --- --- Average 3 7440.00 45.78 74.00 -28.22 48.49 36.60 12.97 52.28 --- --- Peak 4 7440.00 20.99 54.00 -33.01 23.70 36.60 12.97 52.28 --- --- Average	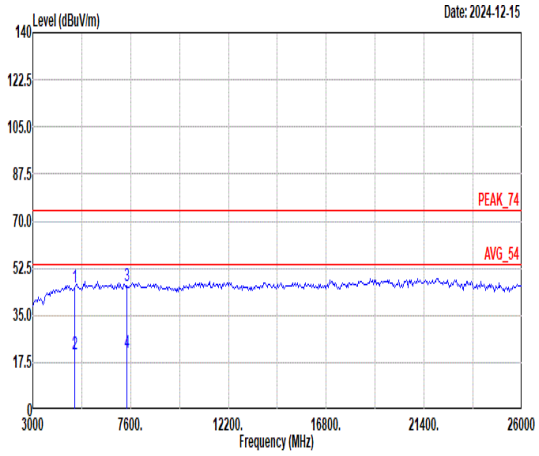 Freq Level Limit Line Margin Read Level Ant Factor Cable Loss Preamp Factor APos TPos Remark MHz dBuV/m dBuV/m dB dBuV dB/m dB dB cm deg 1 4960.00 45.18 74.00 -28.82 51.00 35.72 11.14 52.68 --- --- Peak 2 4960.00 20.39 54.00 -33.61 26.21 35.72 11.14 52.68 --- --- Average 3 7440.00 45.94 74.00 -28.06 48.65 36.60 12.97 52.28 --- --- Peak 4 7440.00 21.15 54.00 -32.85 23.86 36.60 12.97 52.28 --- --- Average

Mode	10	
	LF	
	2400-2483.5_Bluetooth LF_CH78_2480MHz	
ANT	7	
Pol.	Horizontal	Vertical
Peak	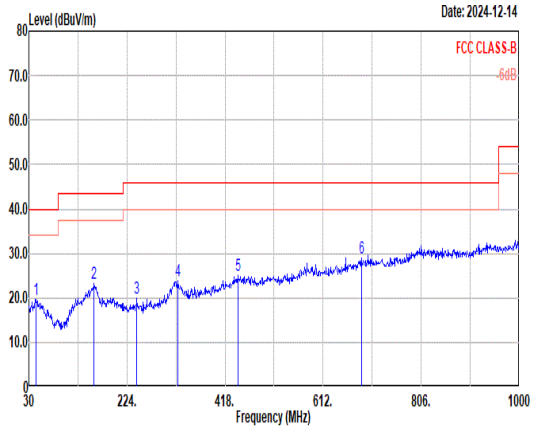	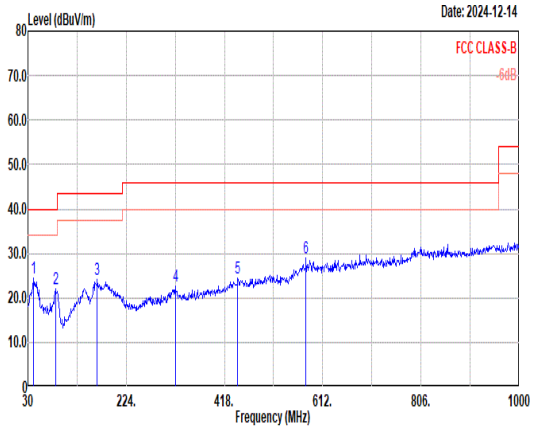

	Freq	Level	Limit Line	Margin	Read Level	Ant Factor	Cable Loss	Preamp Factor	APos	TPos	Remark
	MHz	dBuV/m	dBuV/m	dB	dBuV	dB/m	dB	dB	cm	deg	
1	44.55	19.61	40.00	-20.39	38.06	20.24	1.23	39.92	---	---	Peak
2	159.01	23.19	43.50	-20.31	41.60	19.32	2.29	40.02	---	---	Peak
3	243.40	20.03	46.00	-25.97	39.06	18.12	2.82	39.97	---	---	Peak
4	324.88	23.84	46.00	-22.16	40.09	20.40	3.24	39.89	---	---	Peak
5	443.22	24.97	46.00	-21.03	37.87	23.04	3.79	39.73	---	---	Peak
6	687.66	29.03	46.00	-16.97	37.13	26.77	4.70	39.57	---	---	Peak

	Freq	Level	Limit Line	Margin	Read Level	Ant Factor	Cable Loss	Preamp Factor	APos	TPos	Remark
	MHz	dBuV/m	dBuV/m	dB	dBuV	dB/m	dB	dB	cm	deg	
1	41.64	24.32	40.00	-15.68	43.12	19.92	1.19	39.91	---	---	Peak
2	84.32	21.95	40.00	-18.05	45.61	14.70	1.67	40.03	---	---	Peak
3	166.77	24.23	43.50	-19.27	42.63	19.27	2.35	40.02	---	---	Peak
4	321.00	22.67	46.00	-23.33	39.08	20.26	3.23	39.90	---	---	Peak
5	444.19	24.41	46.00	-21.59	37.29	23.06	3.79	39.73	---	---	Peak
6	579.02	28.93	46.00	-17.07	38.87	25.37	4.34	39.65	---	---	Peak

Appendix D. Duty Cycle Plots

<Ant.6> :

DH5 on time (One Pulse) Plot on Channel 39

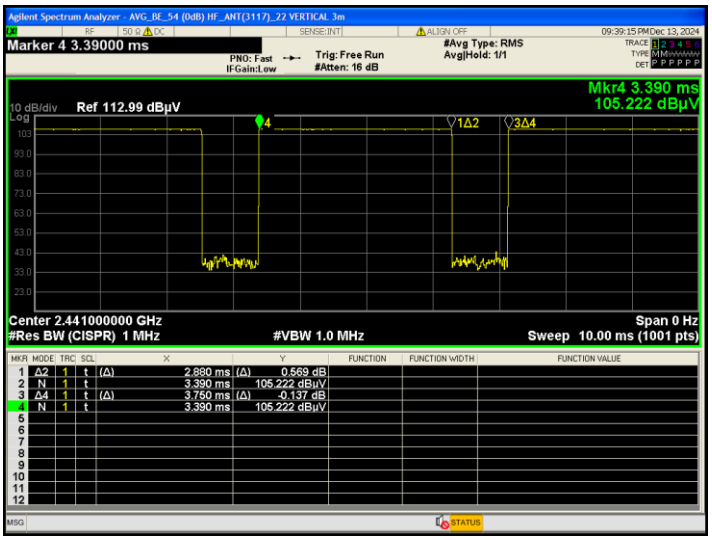

DH5 on time (Count Pulses) Plot on Channel 39

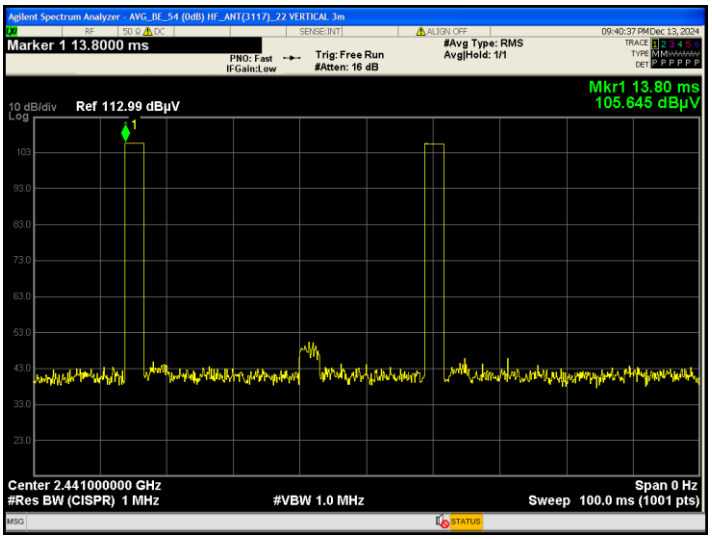

Note:

1. Worst case Duty cycle = on time/100 milliseconds = 2 * 2.88 / 100 = 5.76 %
2. Worst case Duty cycle correction factor = 20*log(Duty cycle) = -24.79 dB
3. DH5 has the highest duty cycle worst case and is reported.

<Ant.7> :

DH5 on time (One Pulse) Plot on Channel 39

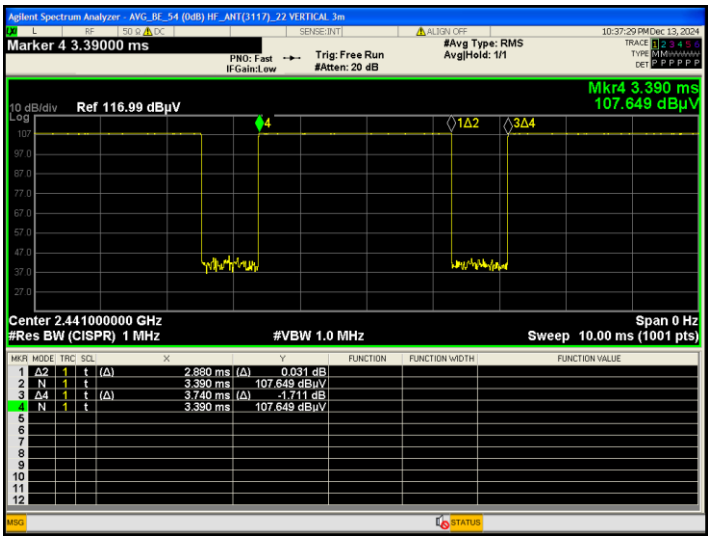

DH5 on time (Count Pulses) Plot on Channel 39

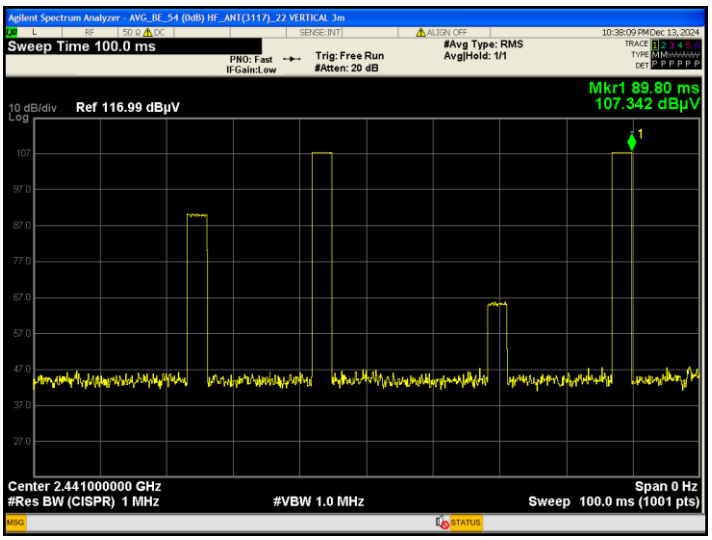

Note:

1. Worst case Duty cycle = on time/100 milliseconds = 2 * 2.88 / 100 = 5.76 %
2. Worst case Duty cycle correction factor = 20*log(Duty cycle) = -24.79 dB
3. DH5 has the highest duty cycle worst case and is reported.

<Ant.6+7> :

DH5 on time (One Pulse) Plot on Channel 39

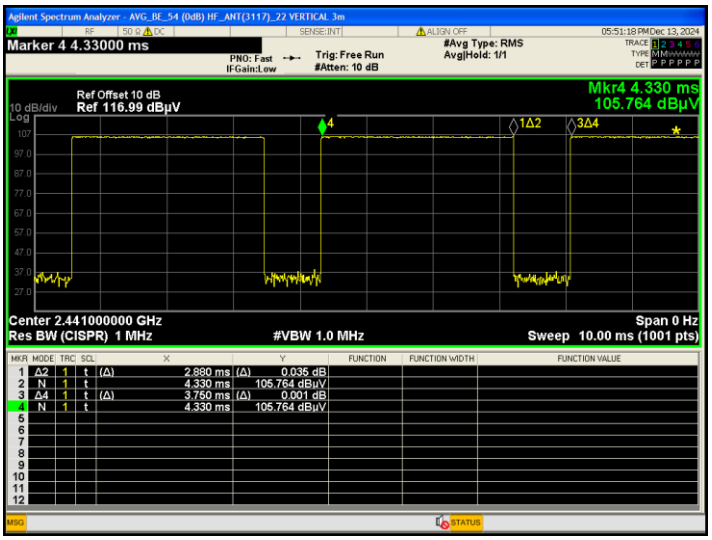

DH5 on time (Count Pulses) Plot on Channel 39

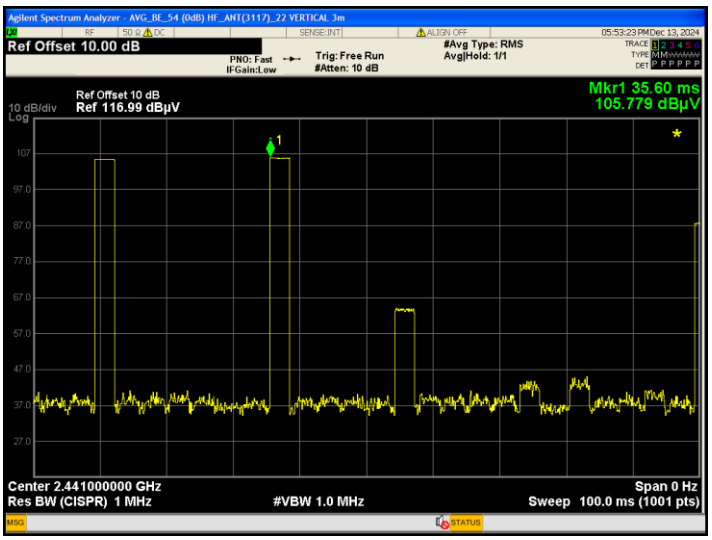

Note:

1. Worst case Duty cycle = on time/100 milliseconds = 2 * 2.88 / 100 = 5.76 %
2. Worst case Duty cycle correction factor = 20*log(Duty cycle) = -24.79 dB
3. DH5 has the highest duty cycle worst case and is reported.