11BE20MIMO_Ant7_2412_30~1000

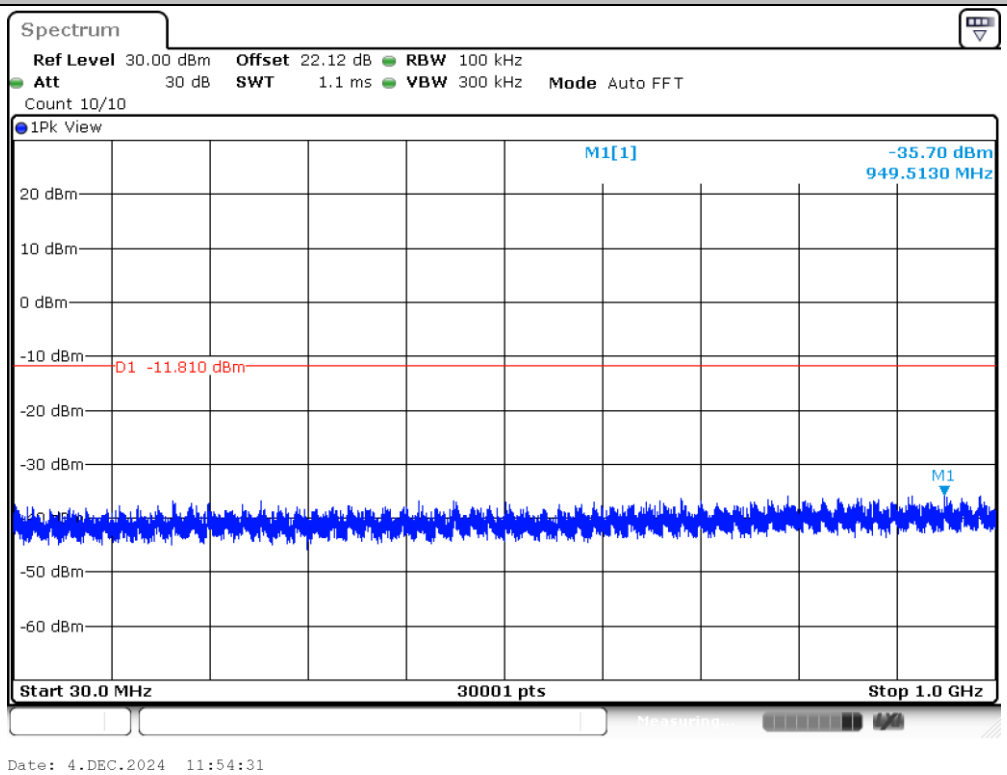

11BE20MIMO_Ant7_2412_1000~26500

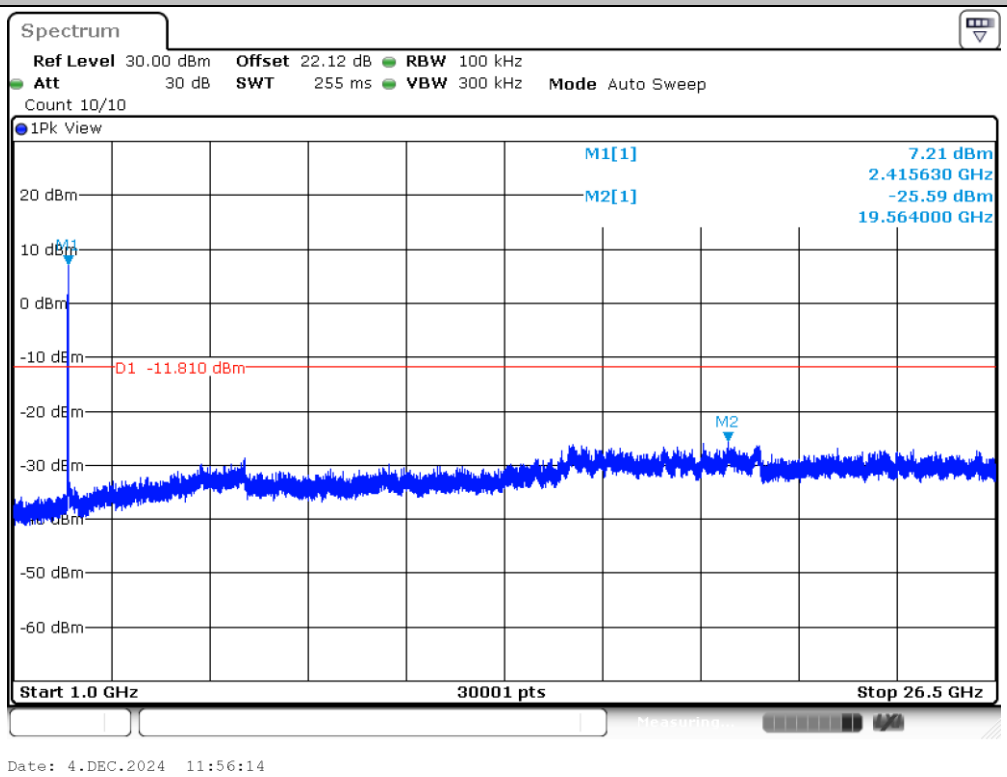

11BE20MIMO_Ant6_2412_30~1000

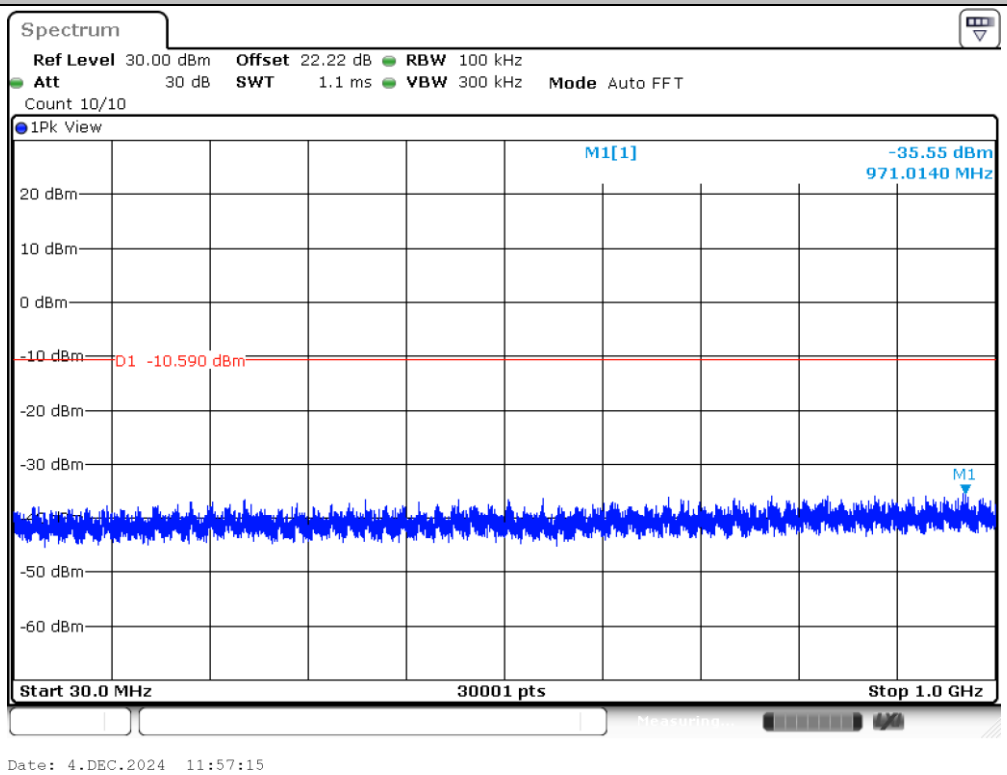

11BE20MIMO_Ant6_2412_1000~26500

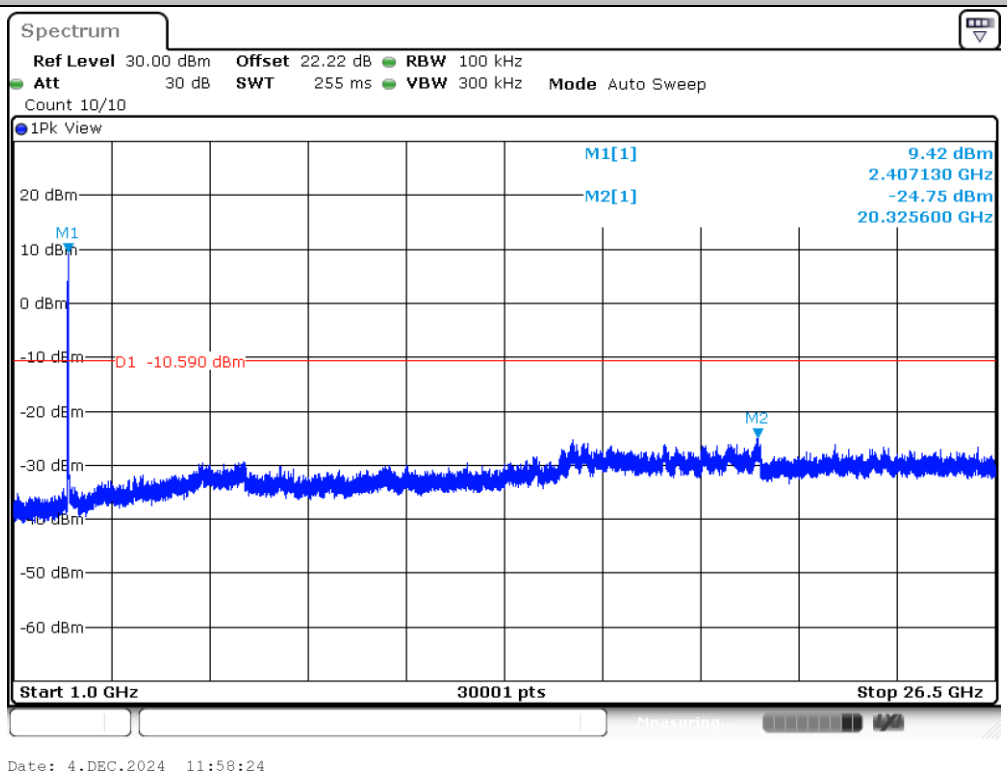

11BE20MIMO_Ant7_2437_30~1000

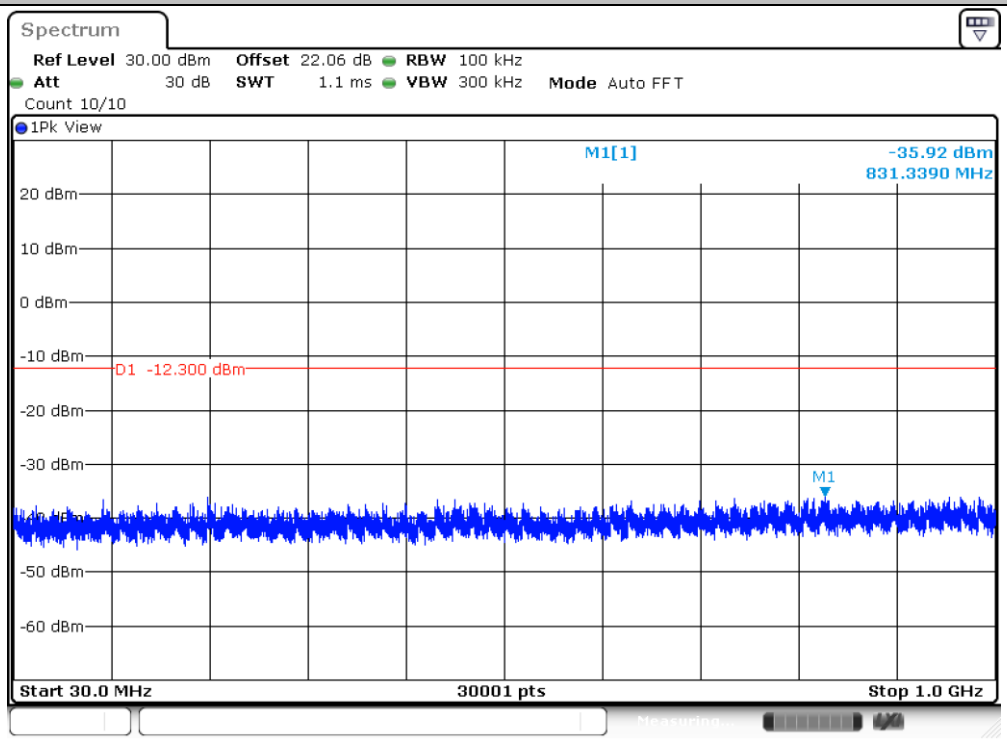

11BE20MIMO_Ant7_2437_1000~26500

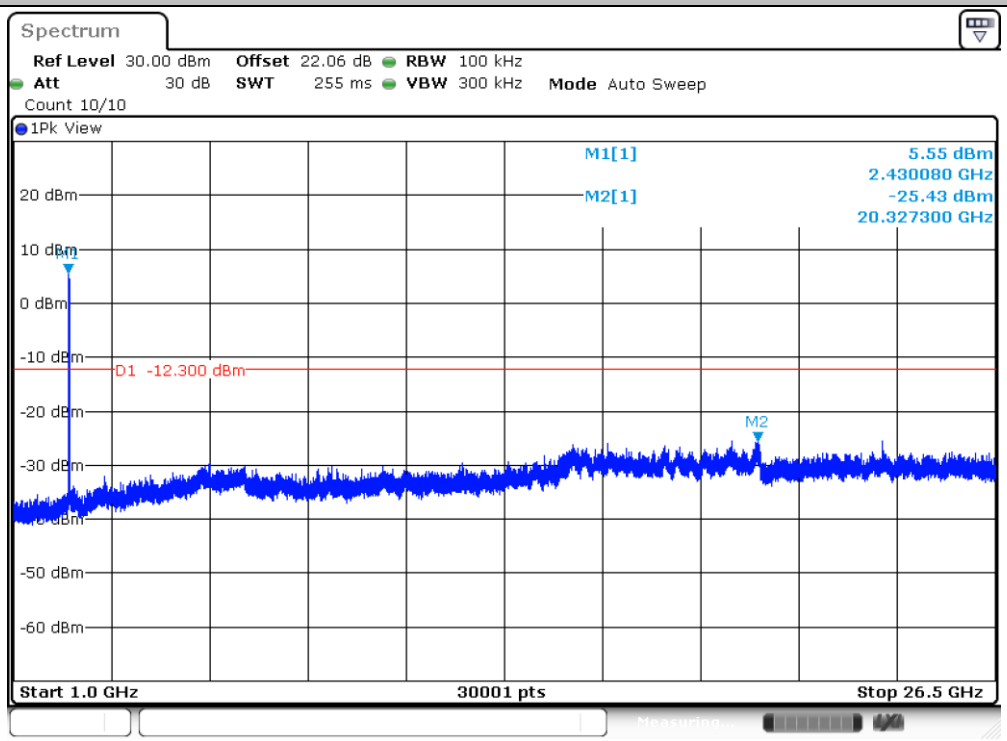

11BE20MIMO_Ant6_2437_30~1000

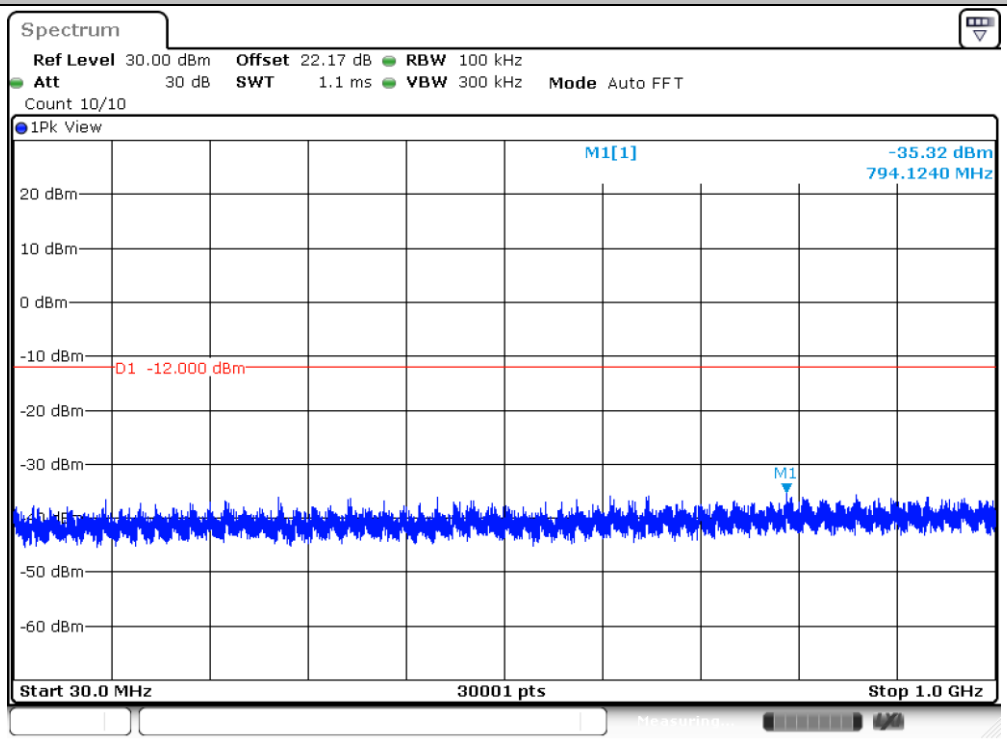

Date: 4.DEC.2024 13:11:11

11BE20MIMO_Ant6_2437_1000~26500

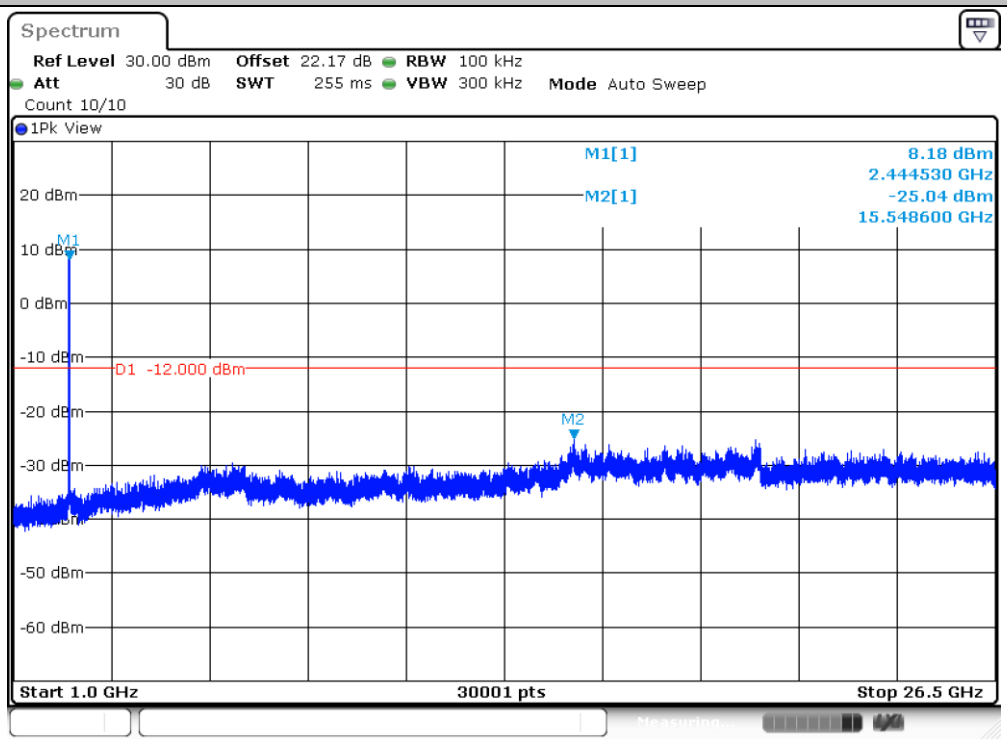

Date: 4.DEC.2024 13:11:33

11BE20MIMO_Ant7_2462_30~1000

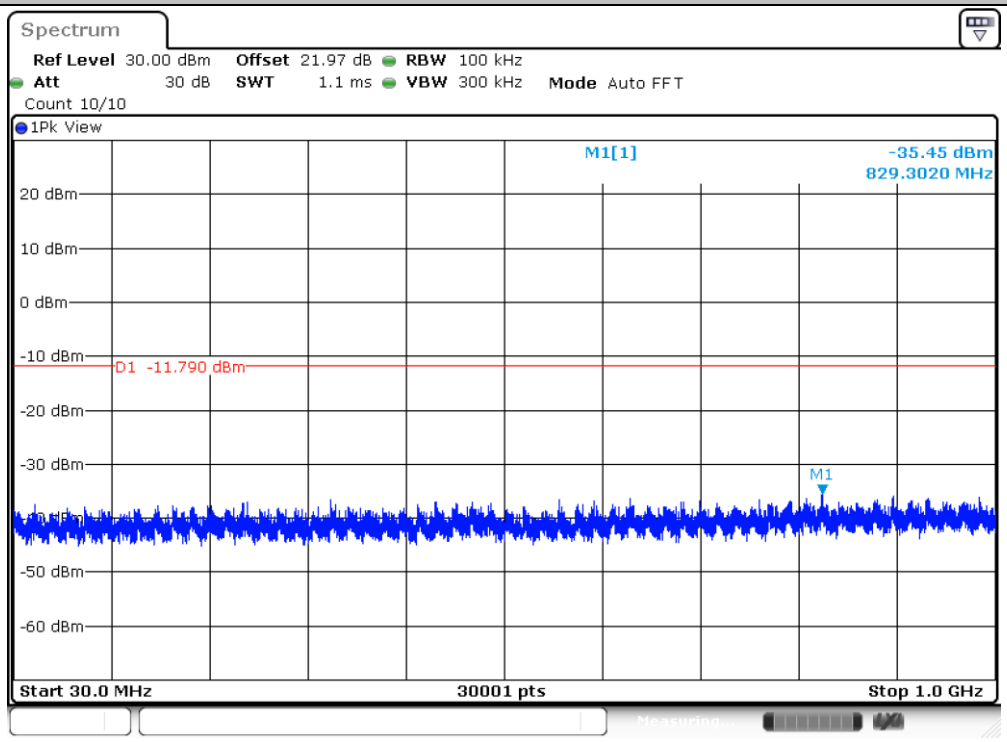

Date: 4.DEC.2024 13:13:33

11BE20MIMO_Ant7_2462_1000~26500

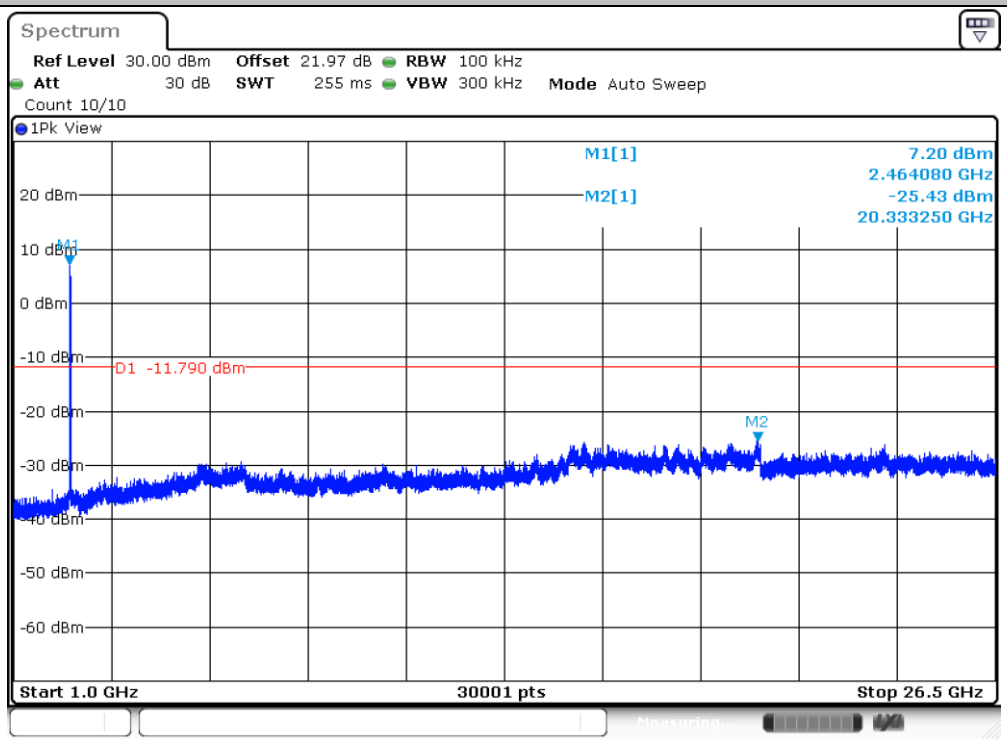

Date: 4.DEC.2024 13:16:47

11BE20MIMO_Ant6_2462_30~1000

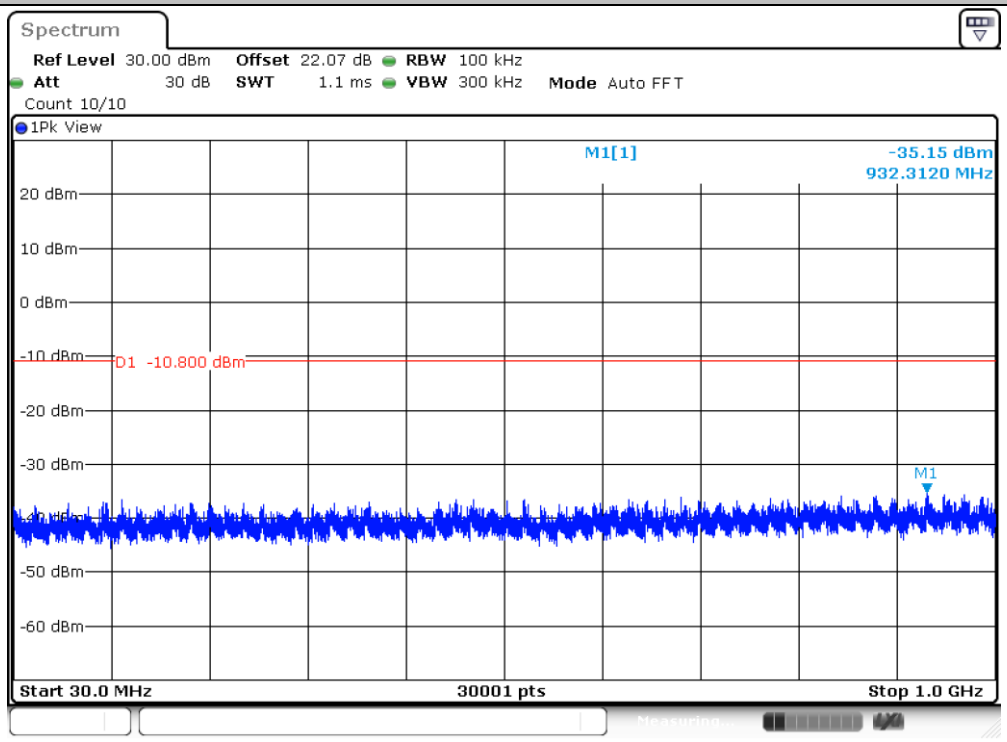

Date: 4.DEC.2024 13:19:09

11BE20MIMO_Ant6_2462_1000~26500

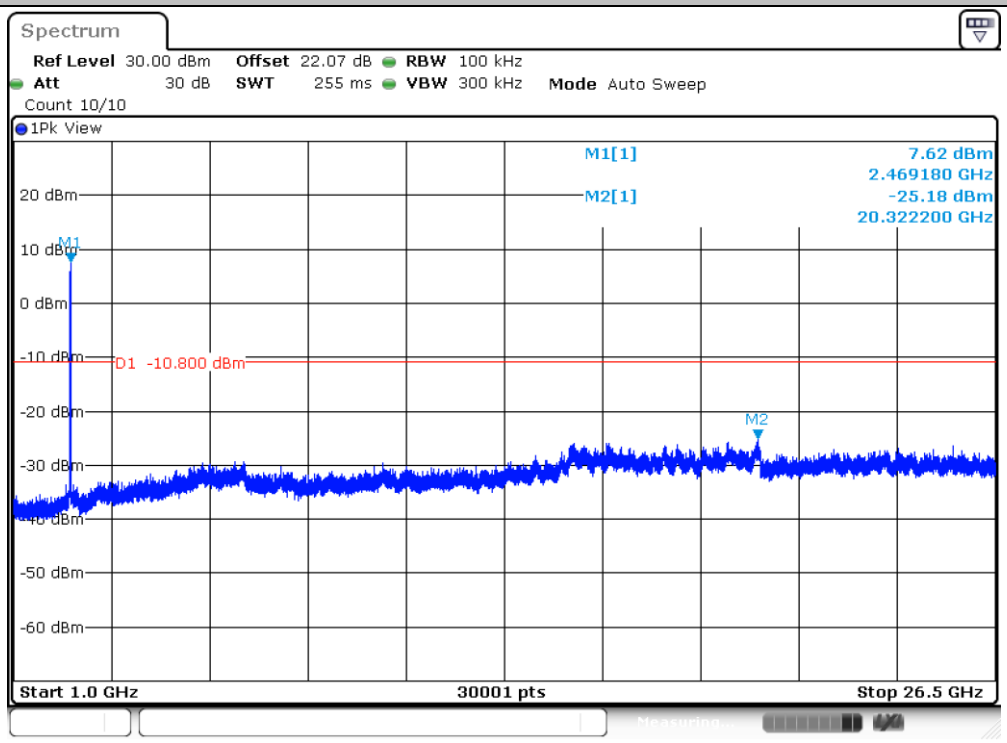

Date: 4.DEC.2024 13:20:53

11BE40MIMO_Ant7_2422_30~1000

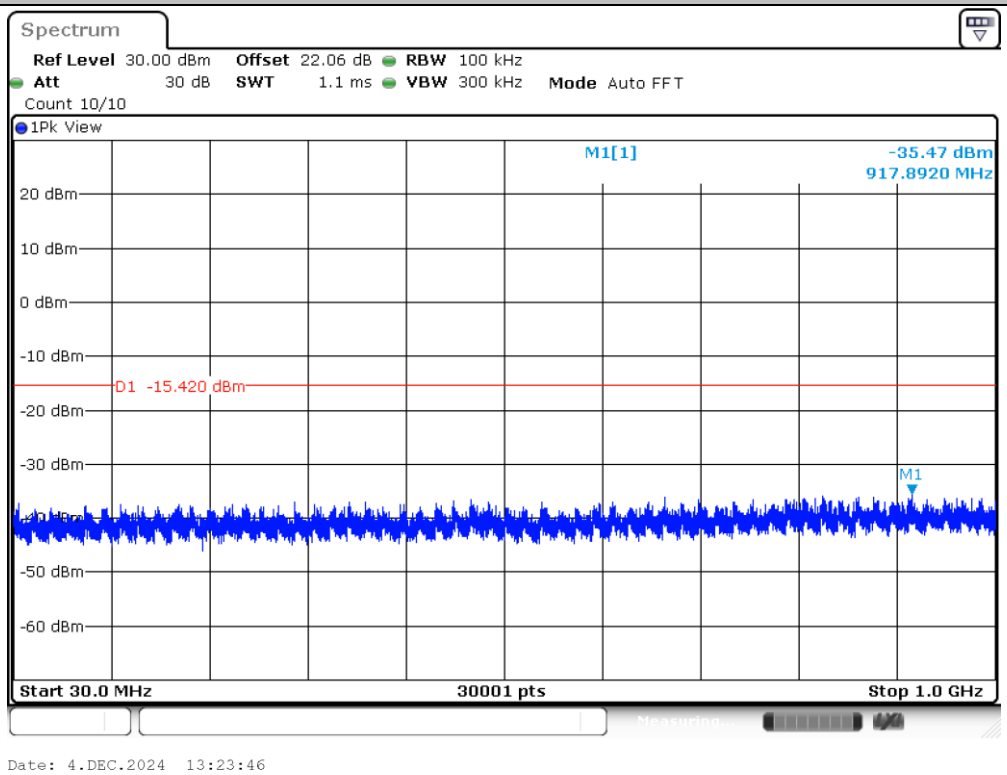

11BE40MIMO_Ant7_2422_1000~26500

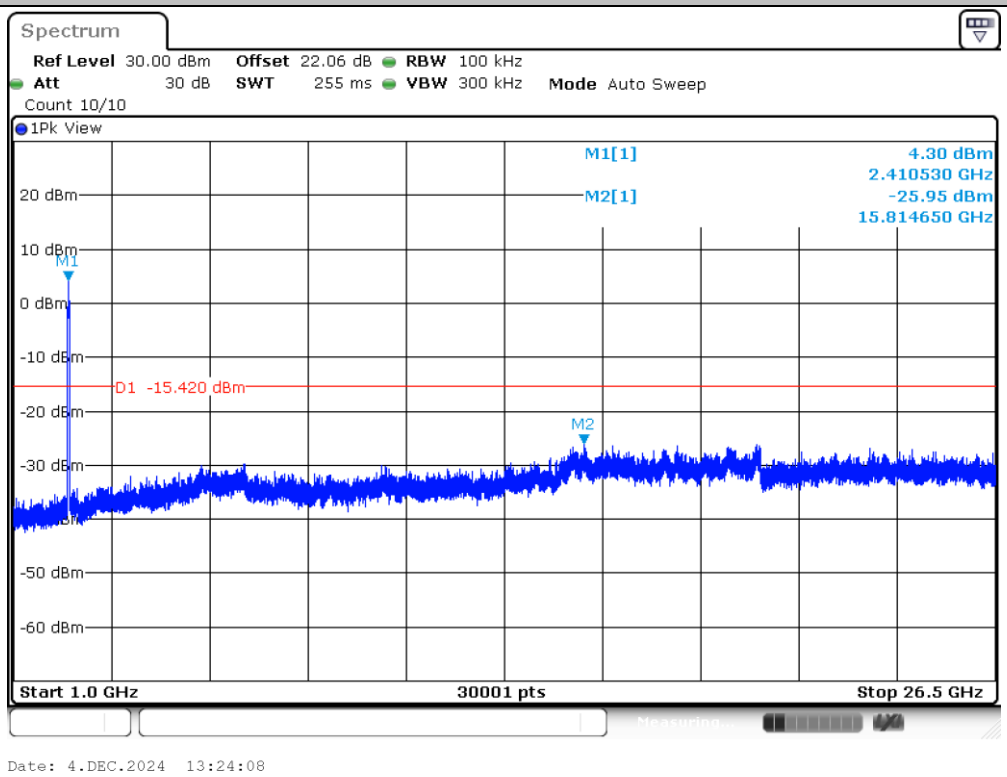

11BE40MIMO_Ant6_2422_30~1000

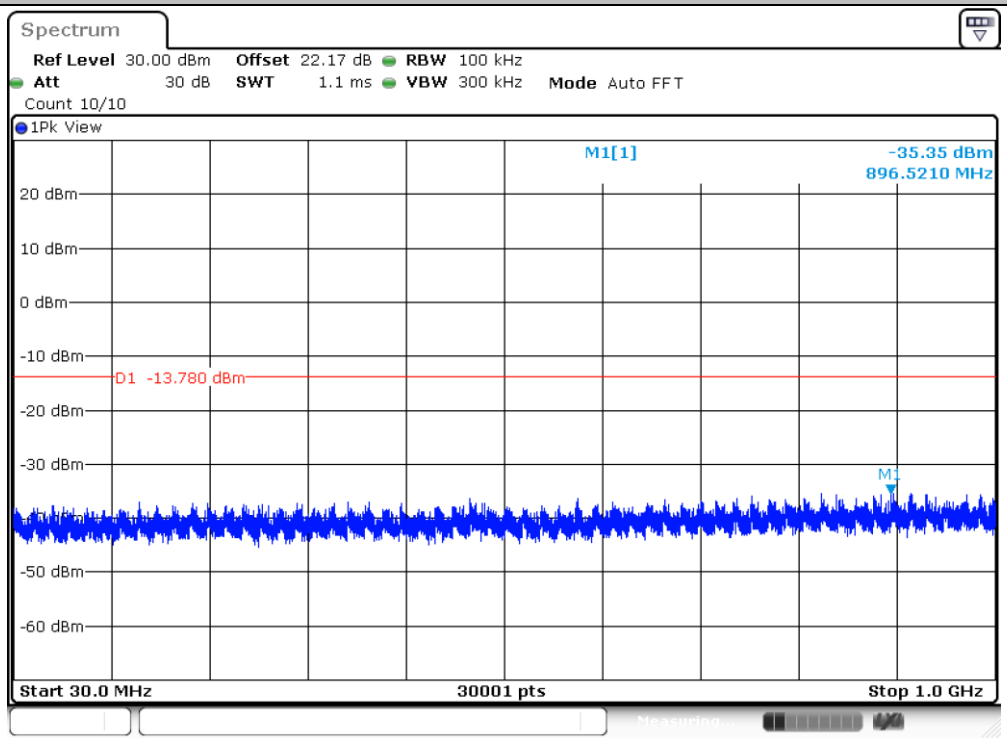

11BE40MIMO_Ant6_2422_1000~26500

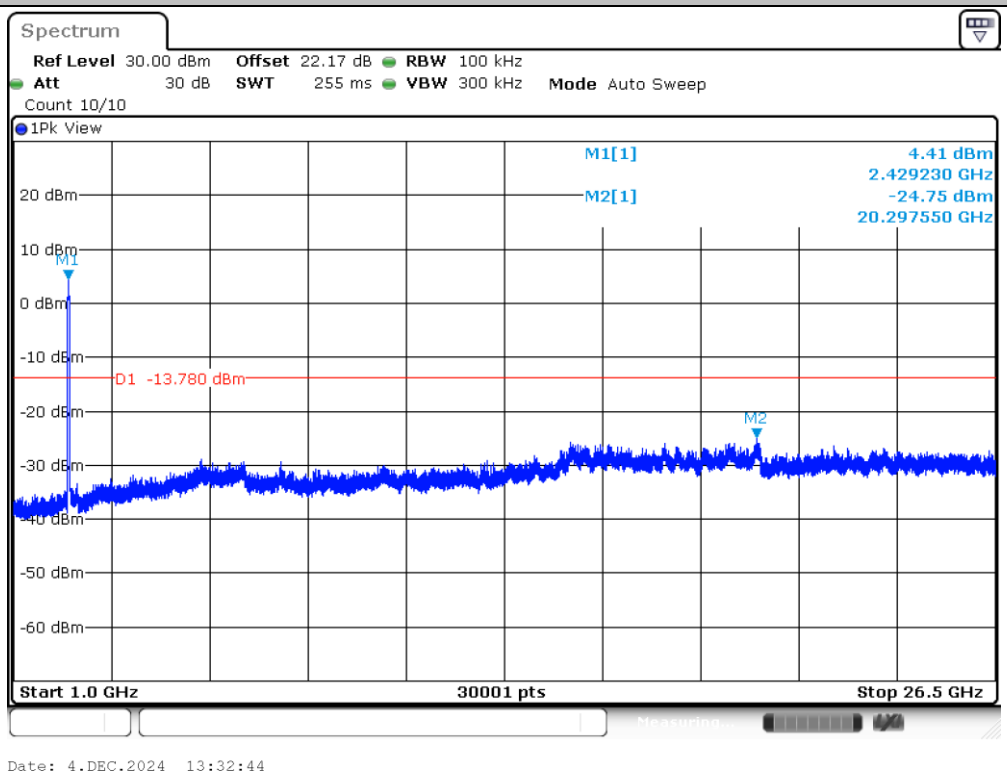

11BE40MIMO_Ant7_2437_30~1000

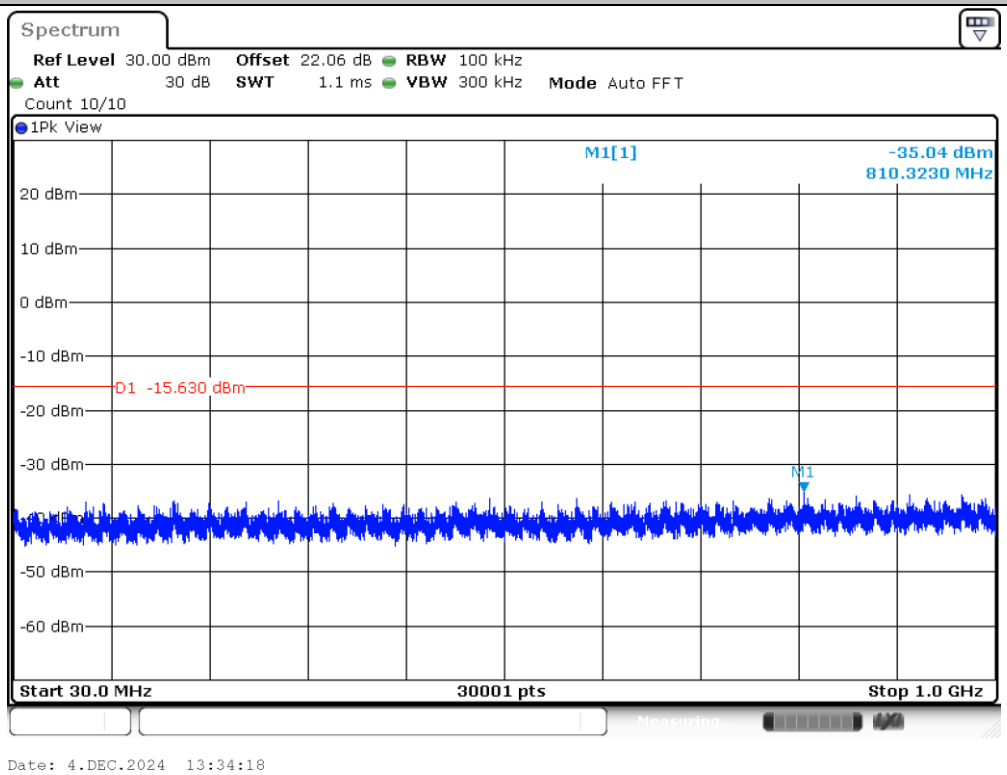

11BE40MIMO_Ant7_2437_1000~26500

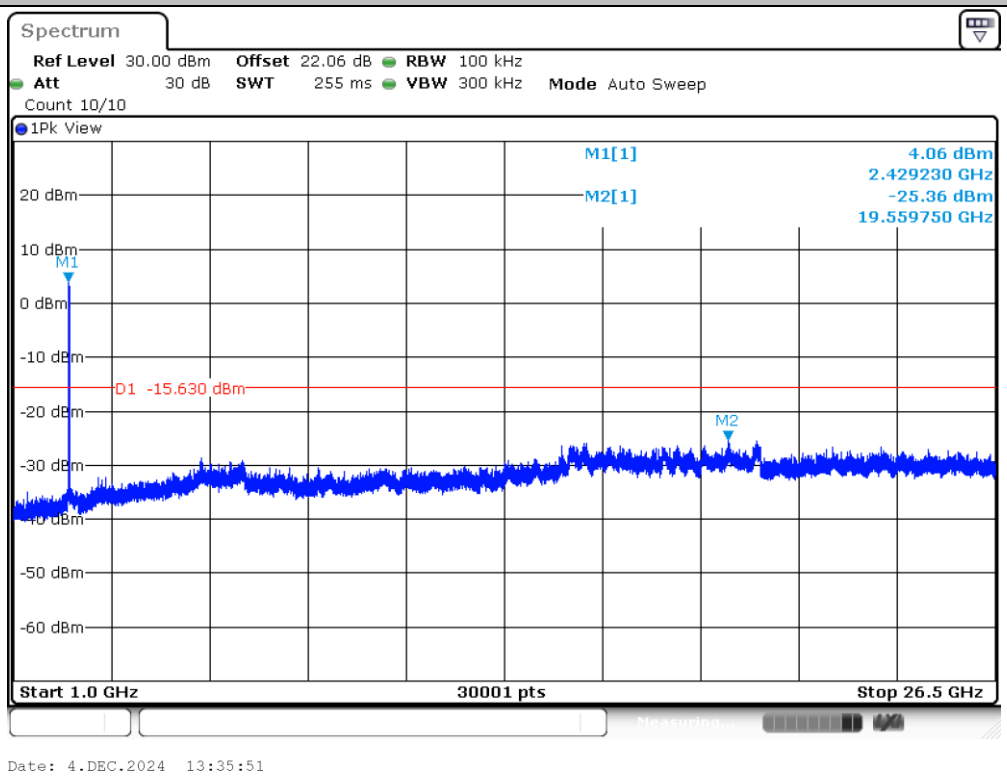

11BE40MIMO_Ant6_2437_30~1000

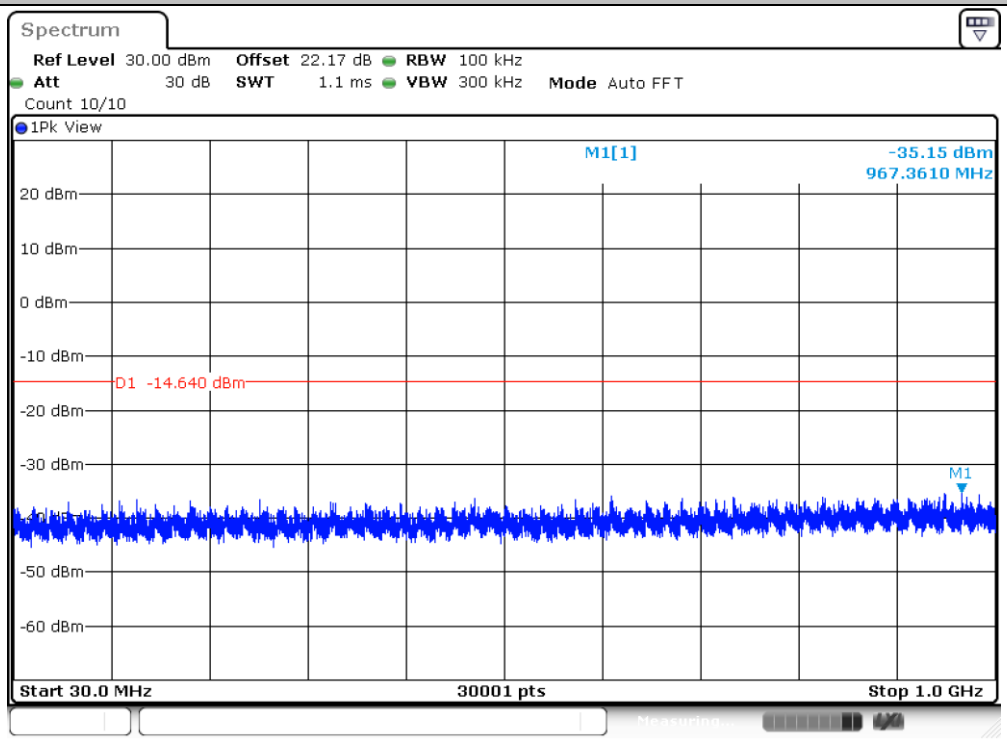

Date: 4.DEC.2024 13:51:21

11BE40MIMO_Ant6_2437_1000~26500

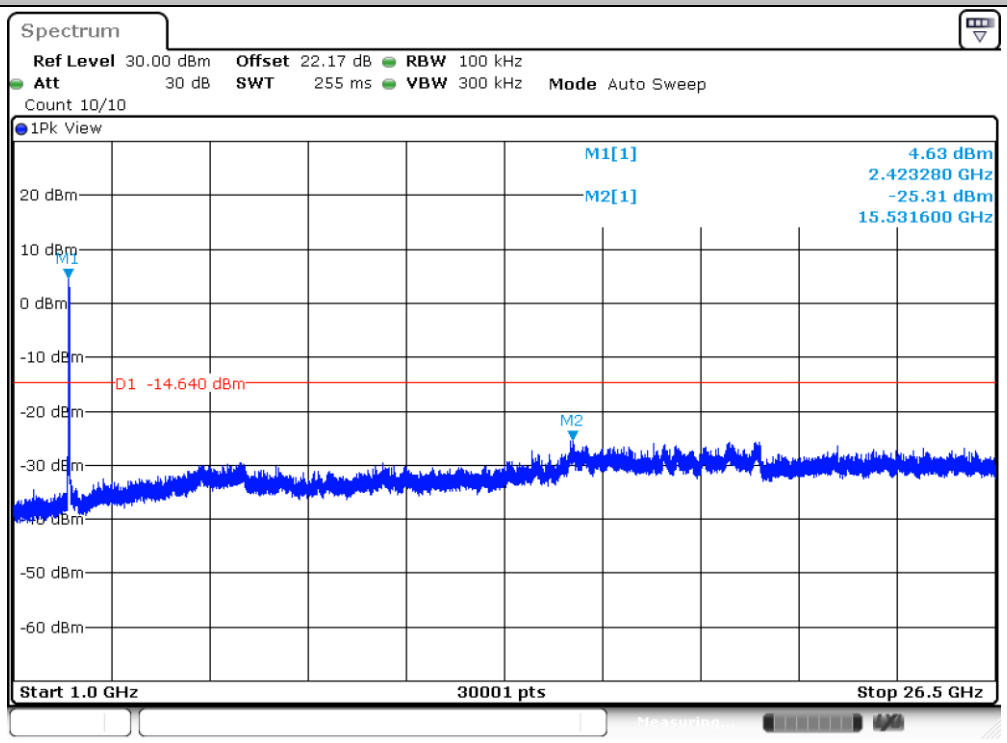

Date: 4.DEC.2024 13:52:38

11BE40MIMO_Ant7_2452_30~1000

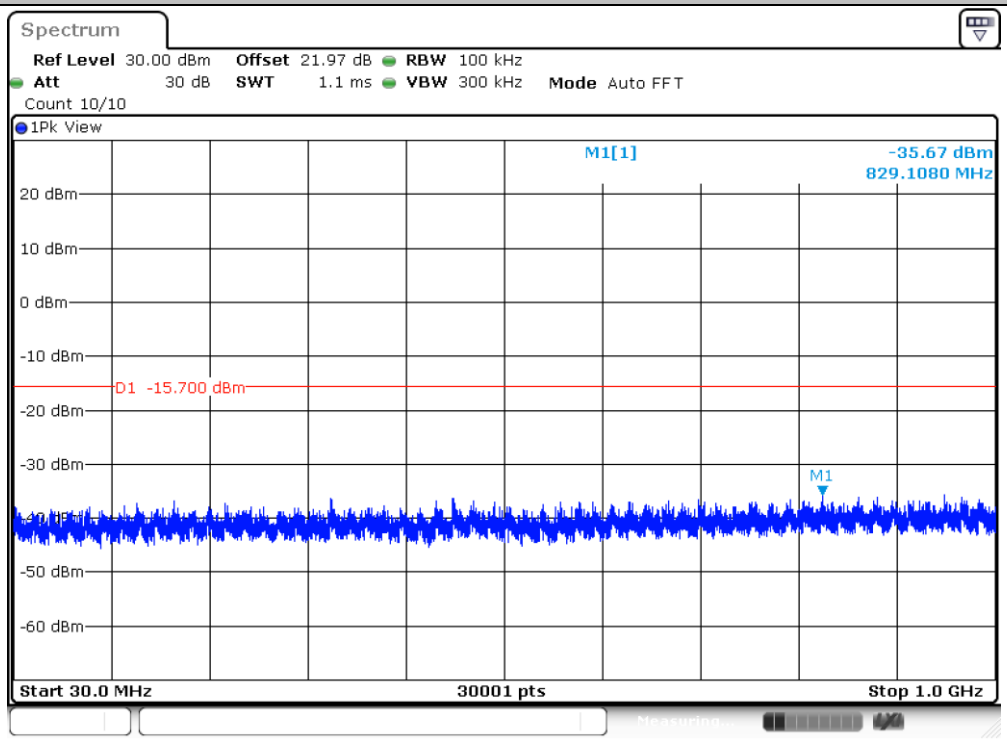

Date: 4.DEC.2024 14:06:26

11BE40MIMO_Ant7_2452_1000~26500

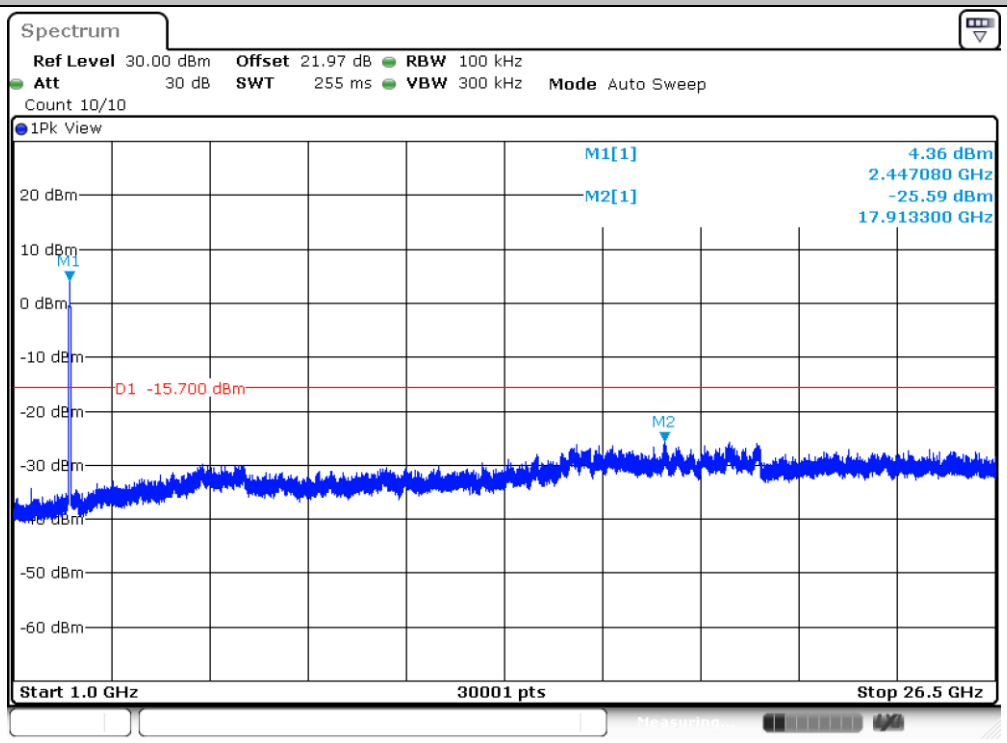

Date: 4.DEC.2024 14:07:43

11BE40MIMO_Ant6_2452_30~1000

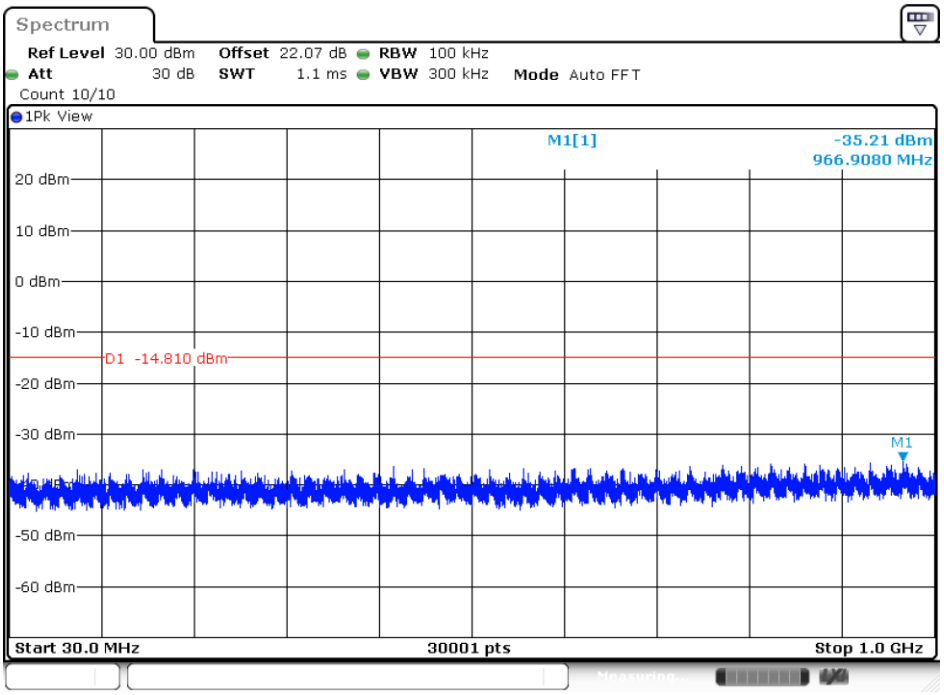

Date: 4.DEC.2024 14:10:21

11BE40MIMO_Ant6_2452_1000~26500

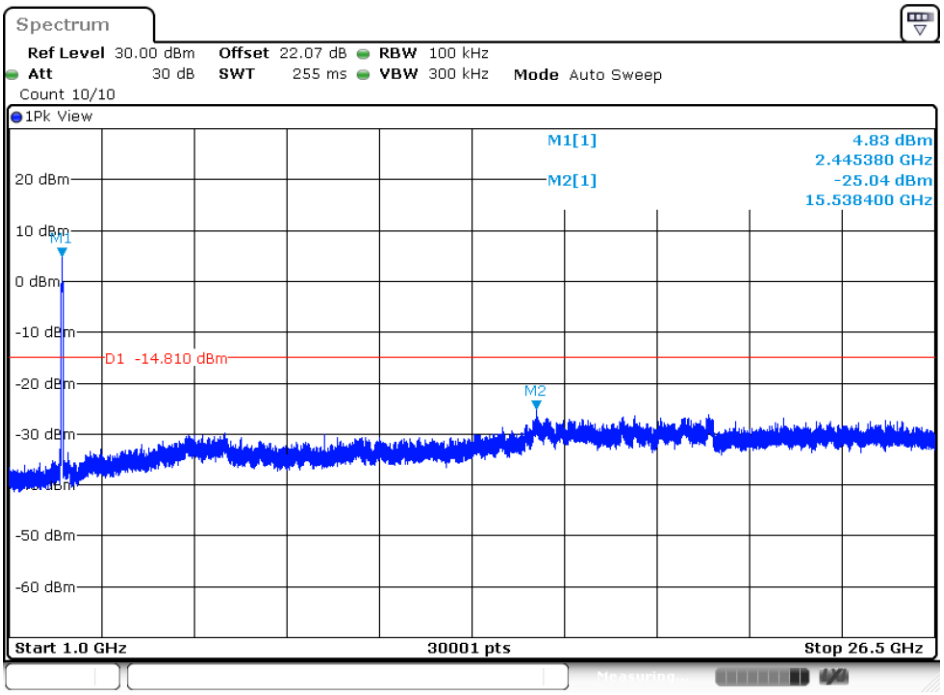

Date: 4.DEC.2024 14:10:59

Small RU

Maximum power spectral density

Test Result

TestMode	Antenna	Channel	Mru Type	Result [dBm/3kHz]	Limit [dBm/3kHz]	Verdict
11BE20MIMO	Ant7	2412	52+26_OFDMA	-5.81	≤8.00	PASS
			106+26_OFDMA	-6.23	≤8.00	PASS
	Ant6	2412	52+26_OFDMA	-5.30	≤8.00	PASS
			106+26_OFDMA	-5.43	≤8.00	PASS
	total	2412	52+26_OFDMA	-2.54	≤8.00	PASS
			106+26_OFDMA	-2.80	≤8.00	PASS
	Ant7	2462	52+26_OFDMA	-5.67	≤8.00	PASS
			106+26_OFDMA	-5.91	≤8.00	PASS
	Ant6	2462	52+26_OFDMA	-5.42	≤8.00	PASS
			106+26_OFDMA	-5.69	≤8.00	PASS
	total	2462	52+26_OFDMA	-2.53	≤8.00	PASS
			106+26_OFDMA	-2.79	≤8.00	PASS

Test Graphs

11BE20MIMO_Ant7_2412_52+26_OFDMA_1

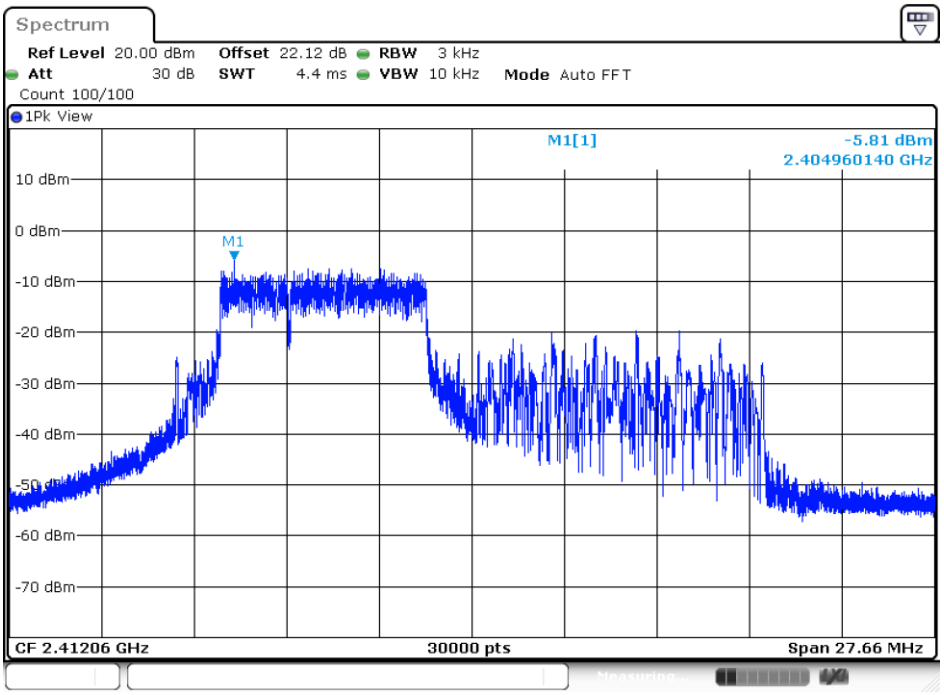

11BE20MIMO_Ant7_2412_106+26_OFDMA_1

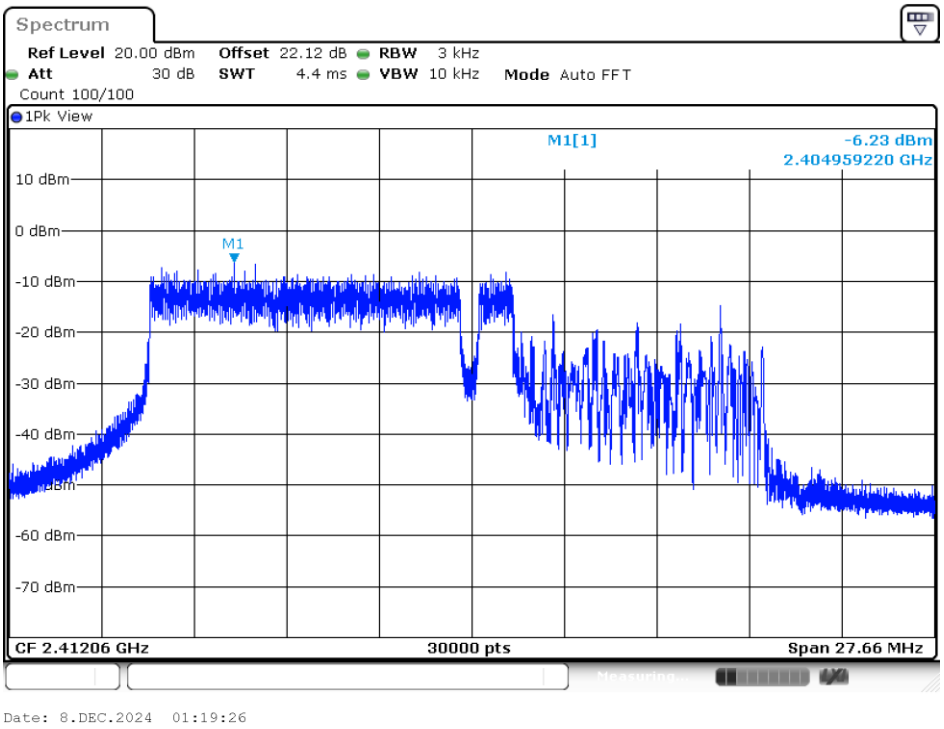

11BE20MIMO_Ant6_2412_52+26_OFDMA_1

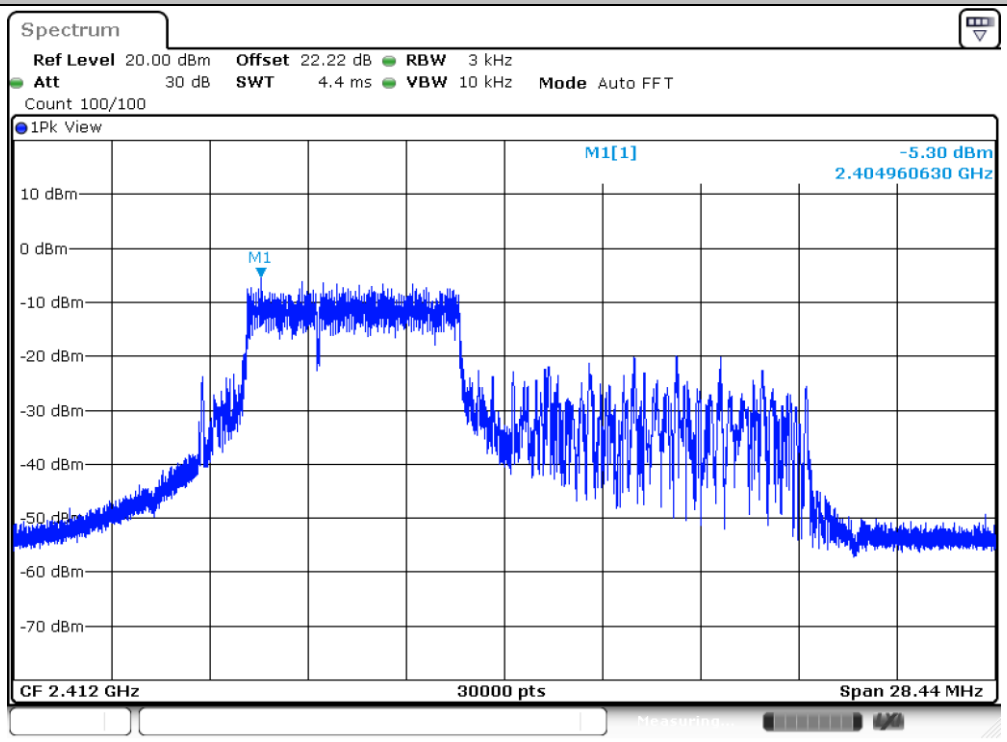

Date: 8.DEC.2024 01:06:09

11BE20MIMO_Ant6_2412_106+26_OFDMA_1

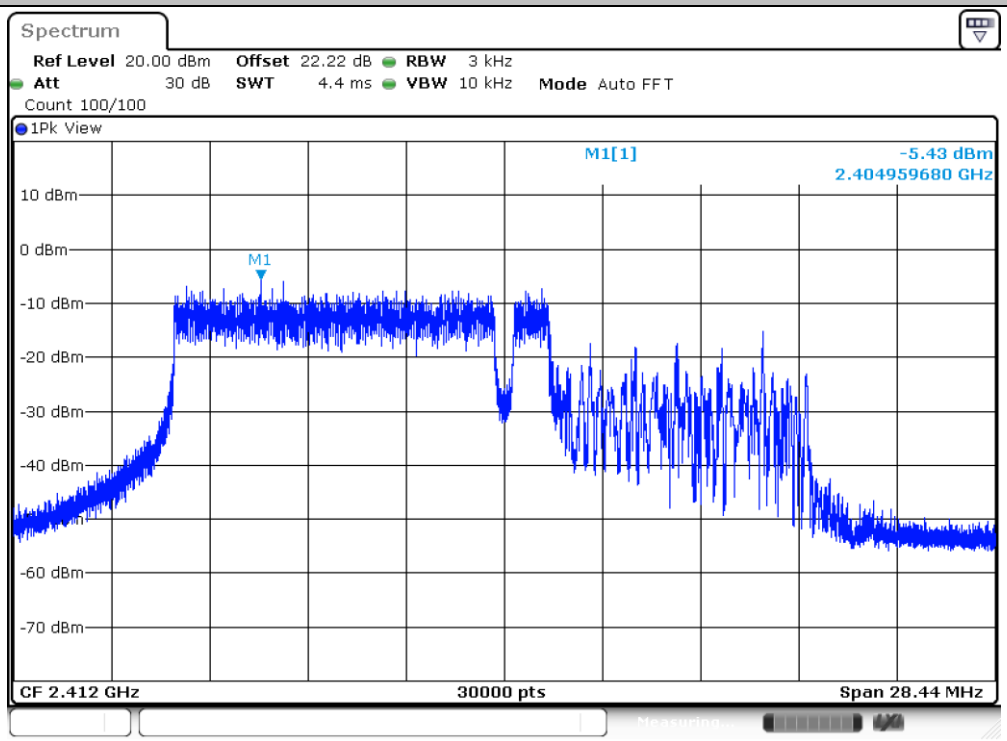

Date: 8.DEC.2024 01:19:37

11BE20MIMO_Ant7_2462_52+26_OFDMA_3

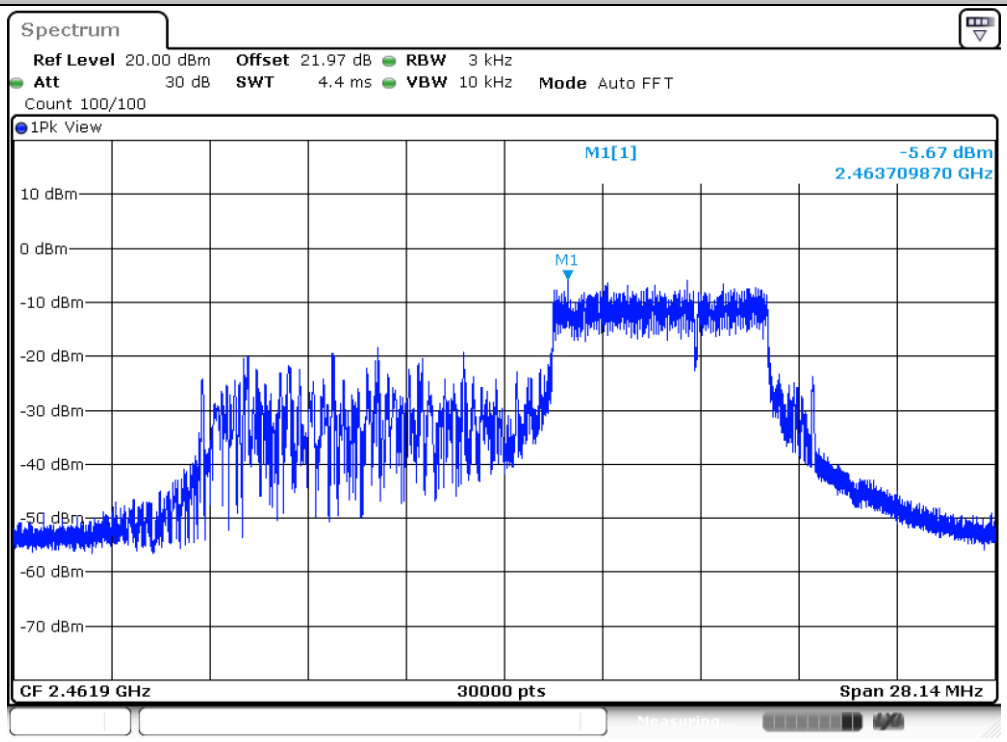

11BE20MIMO_Ant7_2462_106+26_OFDMA_2

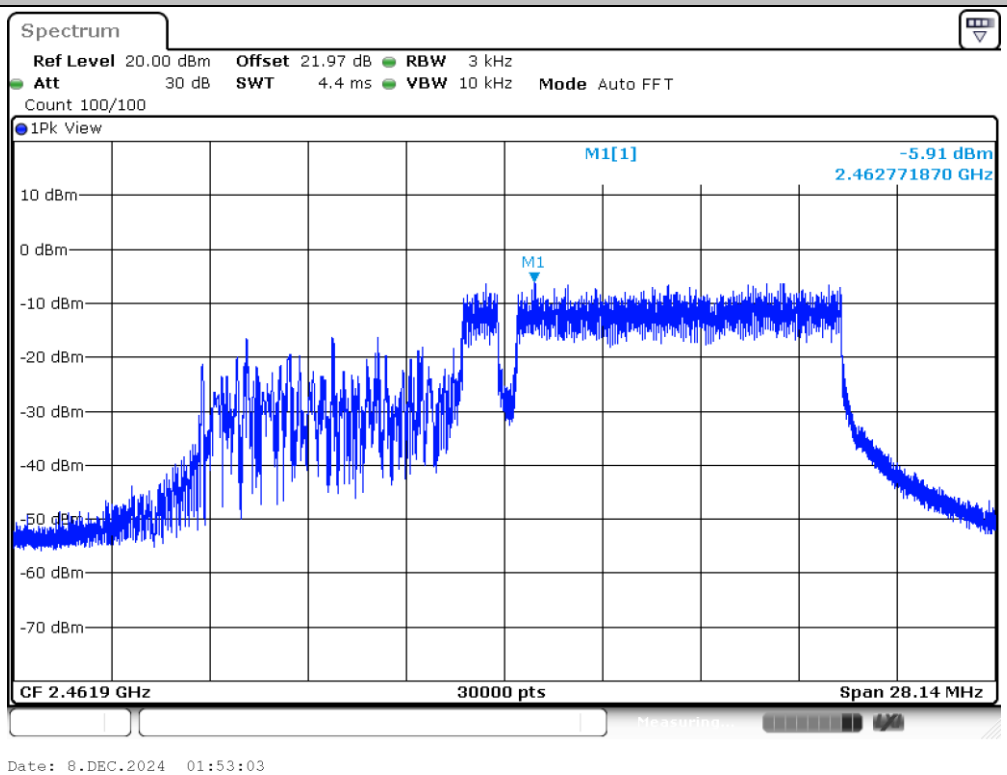

11BE20MIMO_Ant6_2462_52+26_OFDMA_3

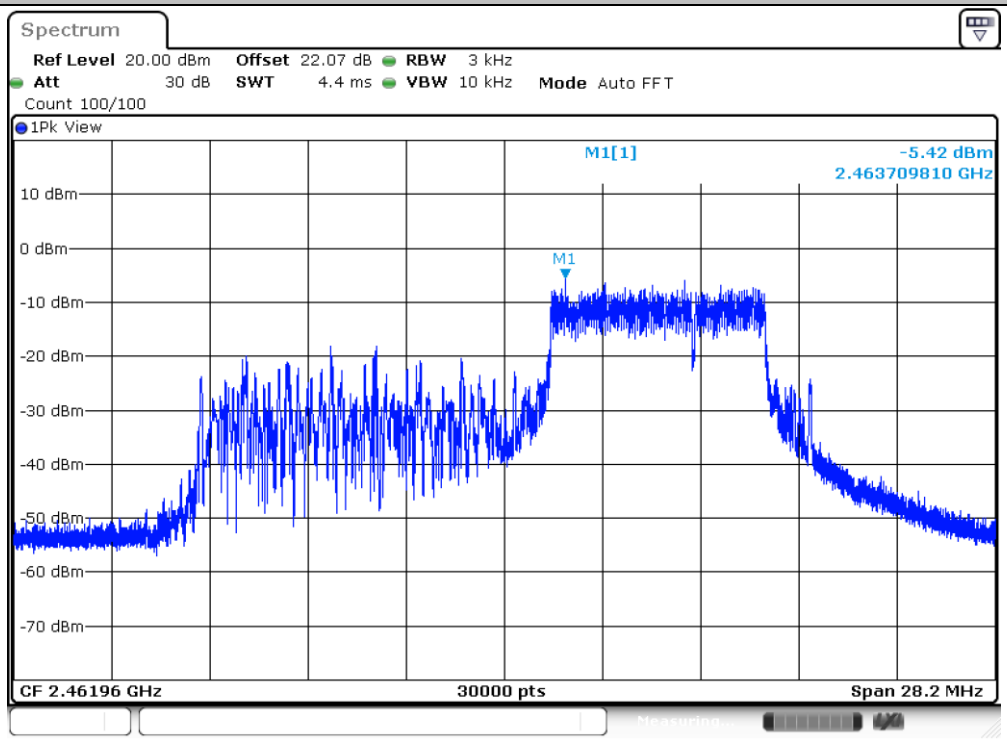

11BE20MIMO_Ant6_2462_106+26_OFDMA_2

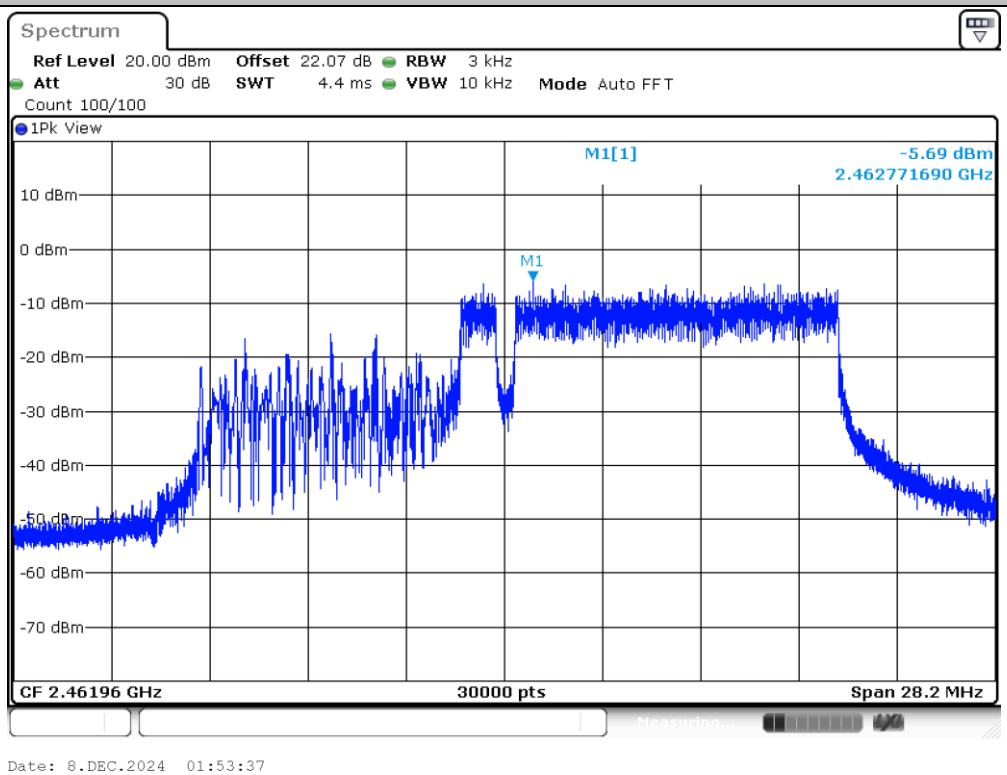

Single RU

Maximum power spectral density

Test Result

TestMode	Antenna	Freq(MHz)	RuSize	RuIndex	Result [dBm/3kHz]	Limit [dBm/3kHz]	Verdict
11BE20MIMO	Ant7	2412	26Tone	RU0	-6.11	≤8.00	PASS
			52Tone	RU37	-6.10	≤8.00	PASS
			106Tone	RU53	-5.96	≤8.00	PASS
	Ant6	2412	26Tone	RU0	-5.73	≤8.00	PASS
			52Tone	RU37	-5.74	≤8.00	PASS
			106Tone	RU53	-5.16	≤8.00	PASS
	total	2412	26Tone	RU0	-2.91	≤8.00	PASS
			52Tone	RU37	-2.91	≤8.00	PASS
			106Tone	RU53	-2.53	≤8.00	PASS
	Ant7	2462	26Tone	RU8	-5.99	≤8.00	PASS
			52Tone	RU40	-5.73	≤8.00	PASS
			106Tone	RU54	-5.49	≤8.00	PASS
	Ant6	2462	26Tone	RU8	-5.74	≤8.00	PASS
			52Tone	RU40	-5.49	≤8.00	PASS
			106Tone	RU54	-5.62	≤8.00	PASS
	total	2462	26Tone	RU8	-2.85	≤8.00	PASS
			52Tone	RU40	-2.60	≤8.00	PASS
			106Tone	RU54	-2.54	≤8.00	PASS

Test Graphs

11BE20MIMO_Ant7_2412_26Tone_RU0

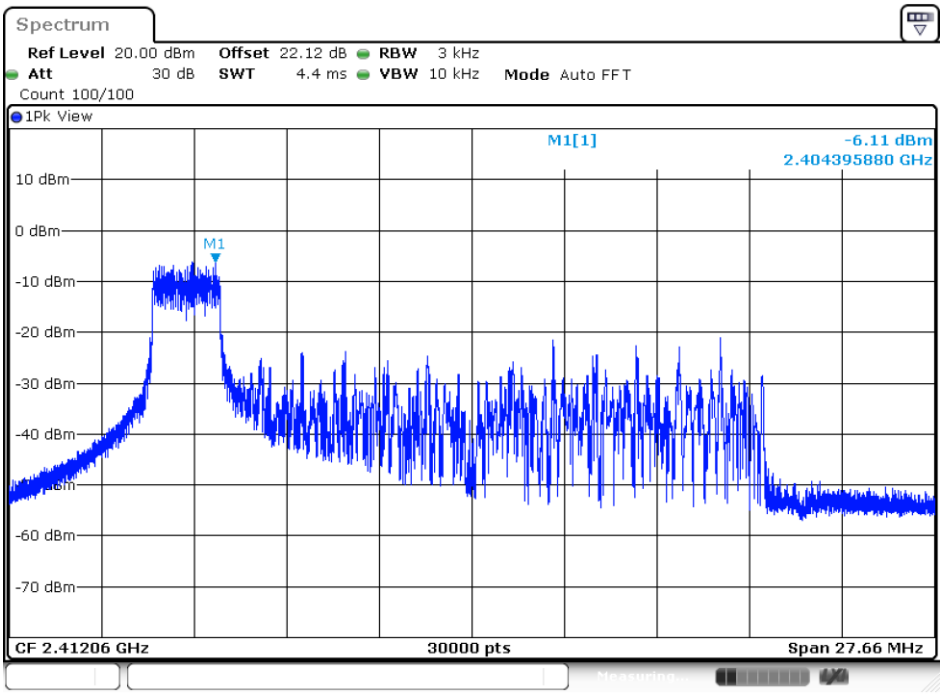

11BE20MIMO_Ant7_2412_52Tone_RU37

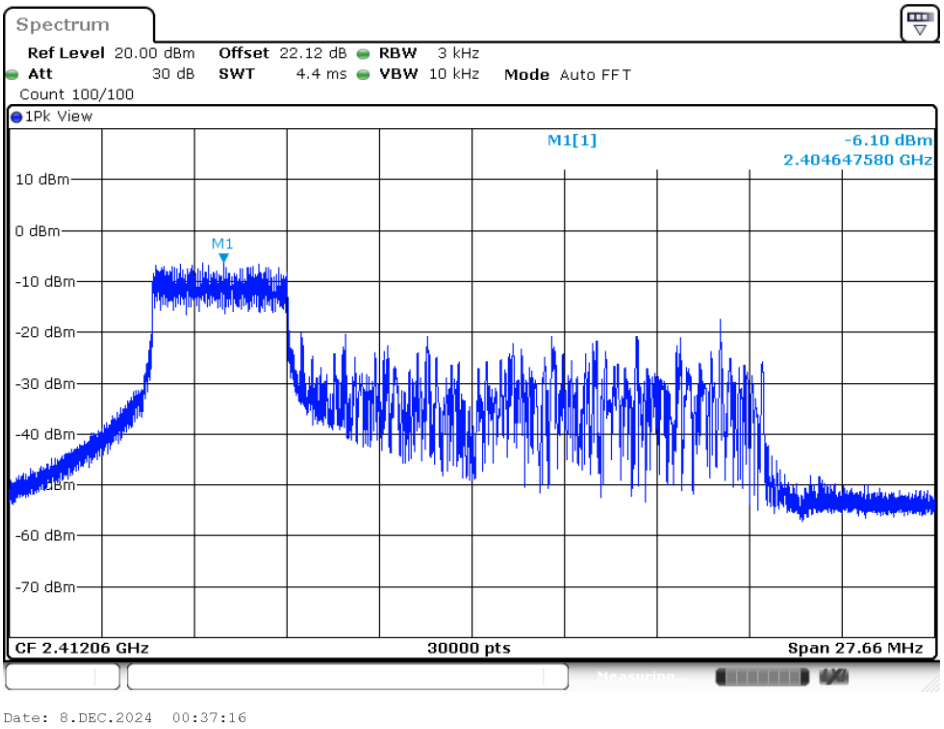

11BE20MIMO_Ant7_2412_106Tone_RU53

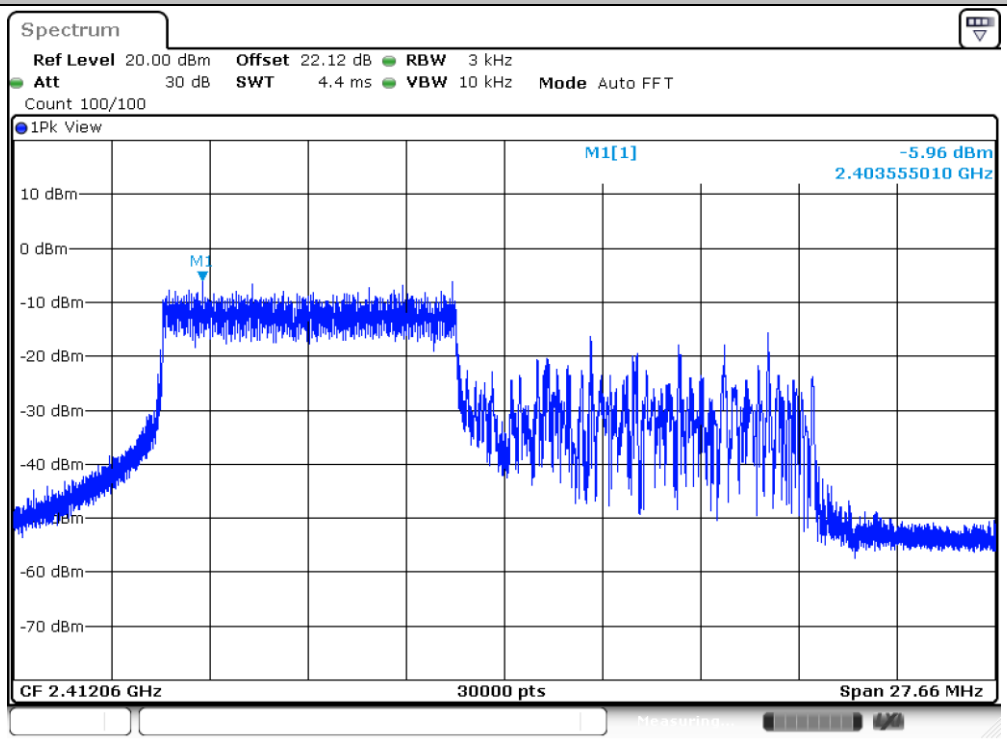

Date: 8.DEC.2024 02:20:51

11BE20MIMO_Ant6_2412_26Tone_RU0

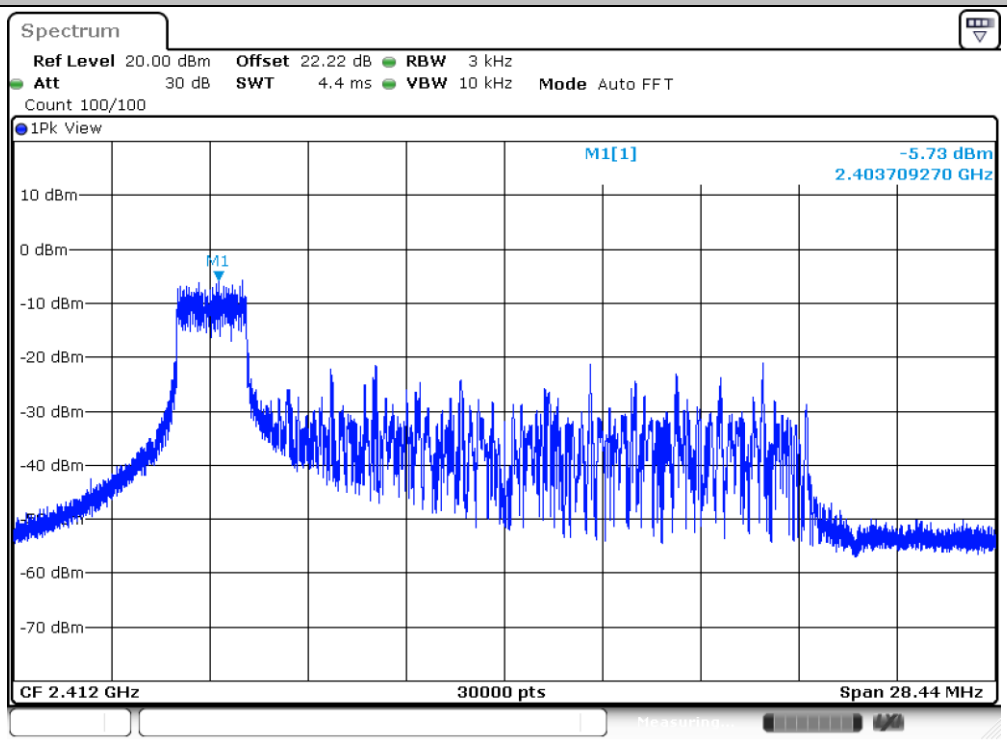

Date: 8.DEC.2024 00:28:58

11BE20MIMO_Ant6_2412_52Tone_RU37

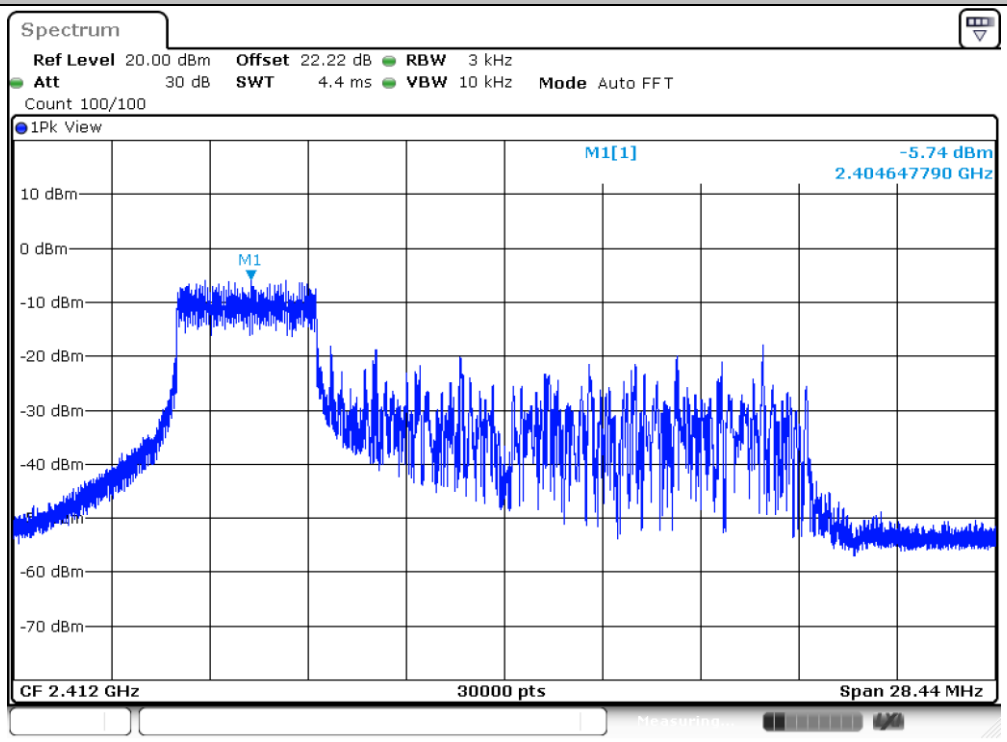

11BE20MIMO_Ant6_2412_106Tone_RU53

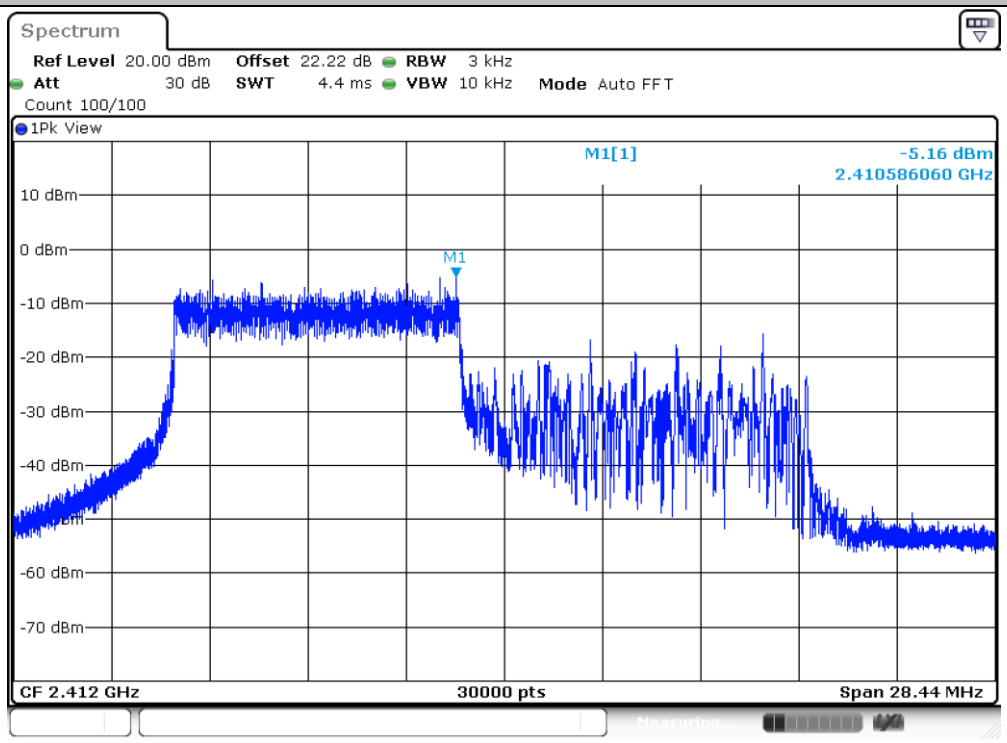

11BE20MIMO_Ant7_2462_26Tone_RU8

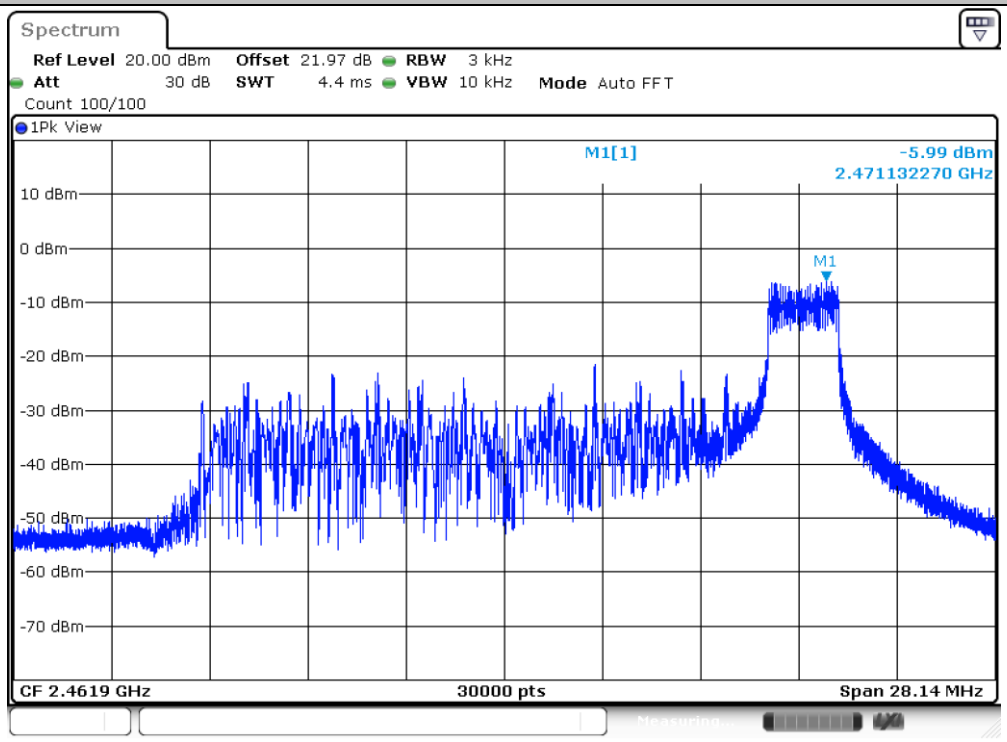

Date: 8.DEC.2024 00:46:55

11BE20MIMO_Ant7_2462_52Tone_RU40

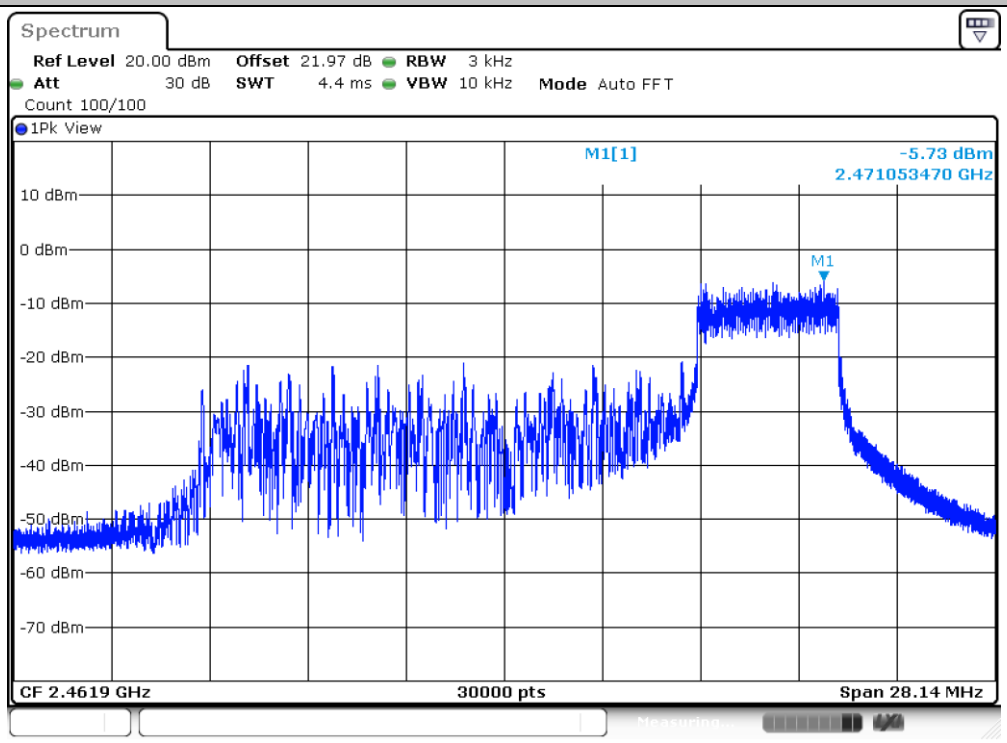

Date: 8.DEC.2024 00:59:29

11BE20MIMO_Ant7_2462_106Tone_RU54

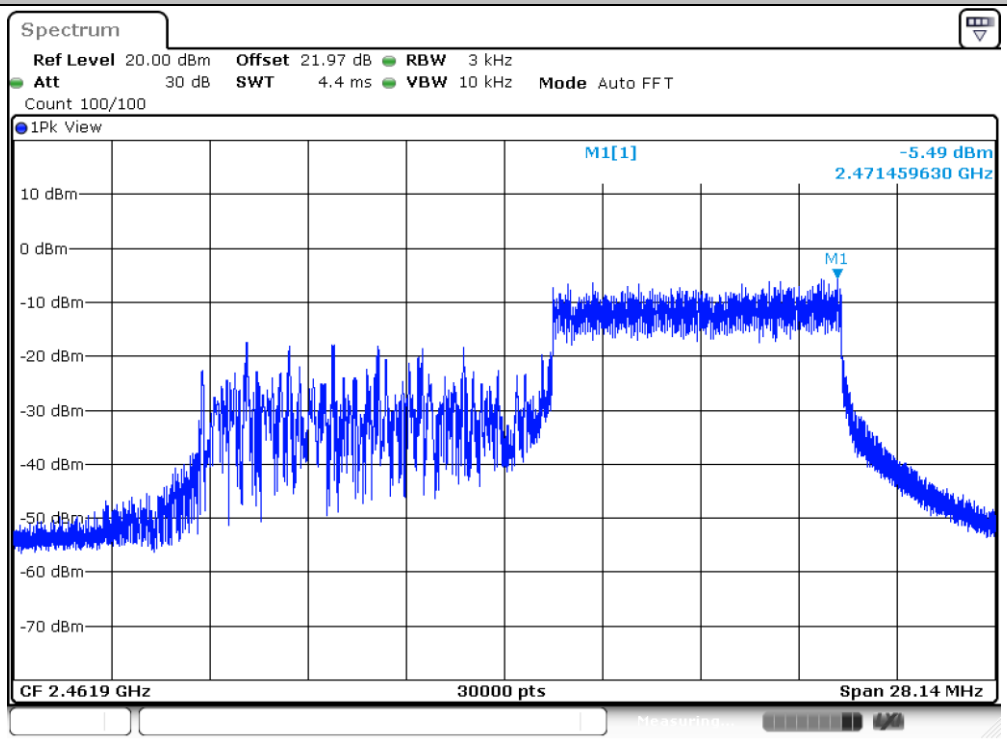

11BE20MIMO_Ant6_2462_26Tone_RU8

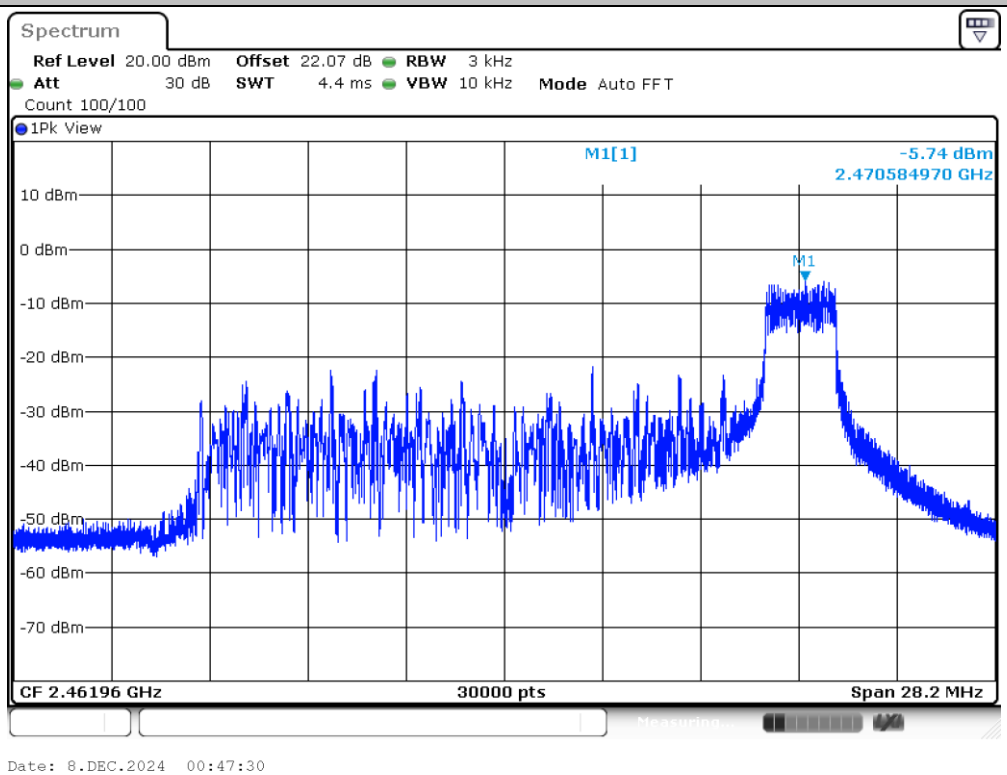

11BE20MIMO_Ant6_2462_52Tone_RU40

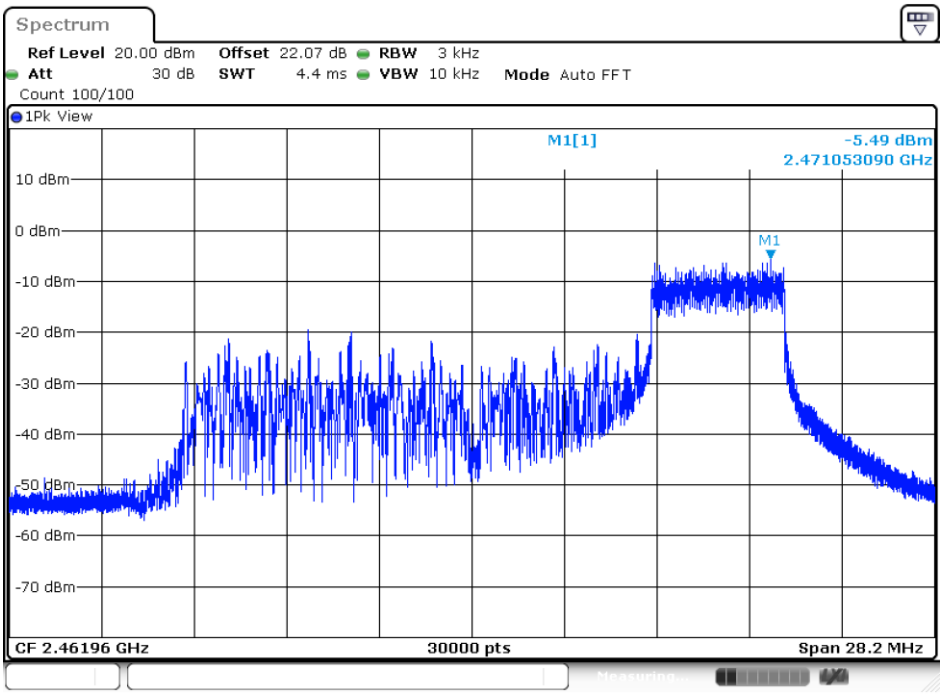

11BE20MIMO_Ant6_2462_106Tone_RU54

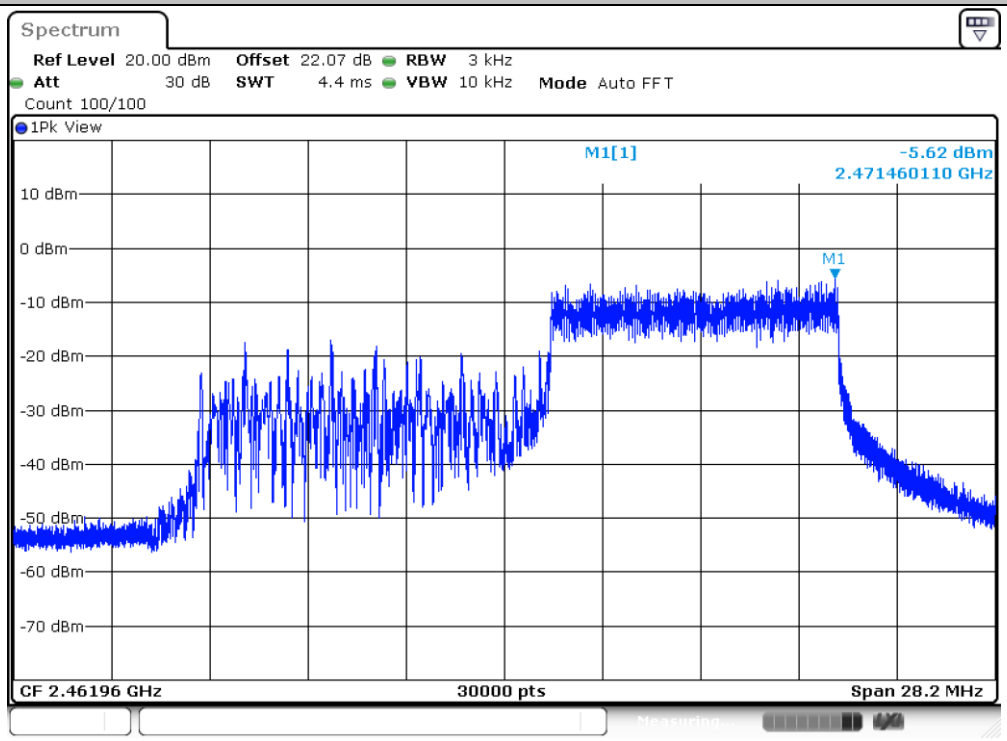

Appendix B. AC Conducted Emission Test Results

Test Engineer :	Amos	**Temperature :**	25.3~26.2℃
		Relative Humidity :	38~40%
Test Voltage :	120Vac / 60Hz	**Phase :**	Line
Remark :	All emissions not reported here are more than 10 dB below the prescribed limit.		

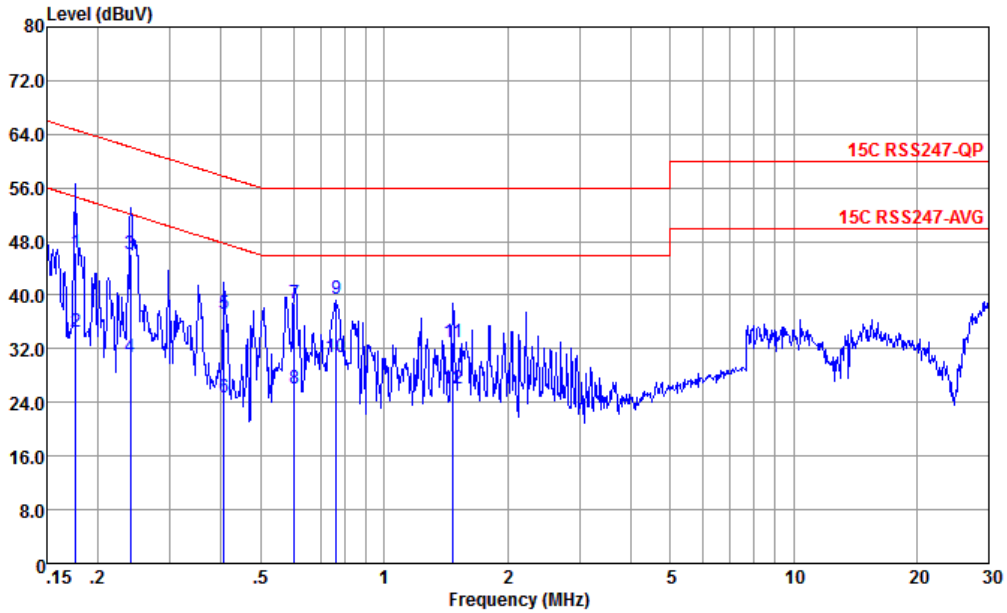

Site : CO01-KS
Condition : 15C RSS247-QP LISN-060105-L 2024 LINE

		Freq	Level	Over Limit	Limit Line	Read Level	LISN Factor	Cable Loss	Remark
		MHz	dBuV	dB	dBuV	dBuV	dB	dB	
1		0.177	46.41	-18.23	64.64	35.90	0.10	10.41	QP
2		0.177	34.61	-20.03	54.64	24.10	0.10	10.41	Average
3		0.240	46.06	-16.02	62.08	35.60	0.08	10.38	QP
4		0.240	30.76	-21.32	52.08	20.30	0.08	10.38	Average
5		0.406	37.15	-20.58	57.73	26.90	-0.03	10.28	QP
6		0.406	24.85	-22.88	47.73	14.60	-0.03	10.28	Average
7		0.604	38.74	-17.26	56.00	28.69	-0.13	10.18	QP
8		0.604	26.00	-20.00	46.00	15.95	-0.13	10.18	Average
9		0.763	39.46	-16.54	56.00	29.50	-0.16	10.12	QP
10	*	0.763	30.76	-15.24	46.00	20.80	-0.16	10.12	Average
11		1.472	32.88	-23.12	56.00	23.00	-0.20	10.08	QP
12		1.472	26.18	-19.82	46.00	16.30	-0.20	10.08	Average

Test Engineer :	Amos	**Temperature :**	25.3~26.2℃
		Relative Humidity :	38~40%
Test Voltage :	120Vac / 60Hz	**Phase :**	Neutral
Remark :	All emissions not reported here are more than 10 dB below the prescribed limit.		

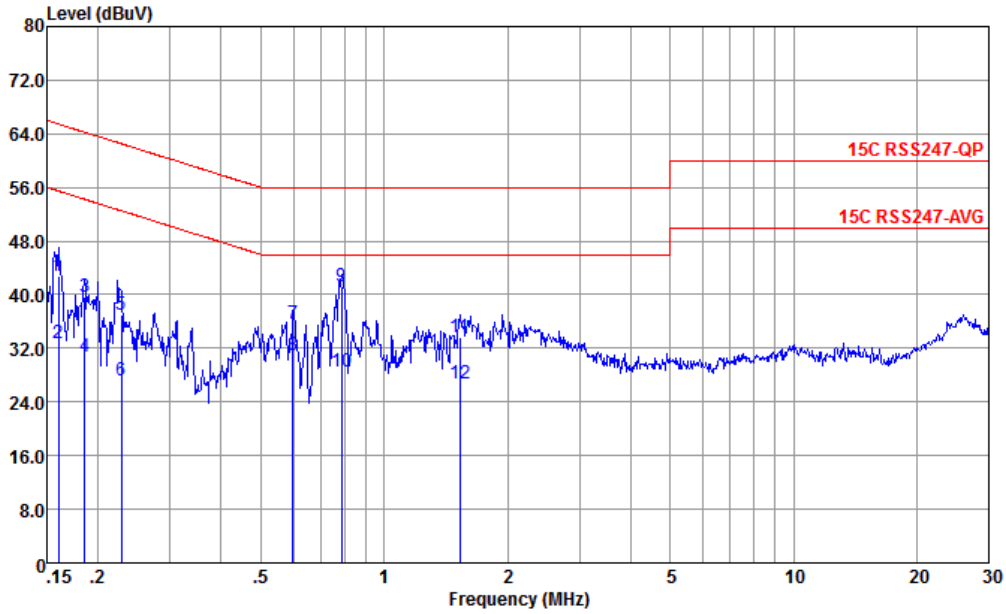

Site : CO01-KS
Condition : 15C RSS247-QP LISN-060105-N 2024 NEUTRAL

	Freq	Level	Over Limit	Limit Line	Read Level	LISN Factor	Cable Loss	Remark
	MHz	dBuV	dB	dBuV	dBuV	dB	dB	
1	0.160	42.84	-22.63	65.47	32.30	0.12	10.42	QP
2	0.160	32.74	-22.73	55.47	22.20	0.12	10.42	Average
3	0.185	39.74	-24.50	64.24	29.20	0.13	10.41	QP
4	0.185	30.74	-23.50	54.24	20.20	0.13	10.41	Average
5	0.228	37.04	-25.48	62.52	26.60	0.05	10.39	QP
6	0.228	27.24	-25.28	52.52	16.80	0.05	10.39	Average
7	0.598	35.62	-20.38	56.00	25.60	-0.16	10.18	QP
8	0.598	31.02	-14.98	46.00	21.00	-0.16	10.18	Average
9 *	0.788	41.14	-14.86	56.00	31.20	-0.17	10.11	QP
10	0.788	28.44	-17.56	46.00	18.50	-0.17	10.11	Average
11	1.527	33.60	-22.40	56.00	23.71	-0.19	10.08	QP
12	1.527	26.80	-19.20	46.00	16.91	-0.19	10.08	Average

Note:

1. Level(dBμV) = Read Level(dBμV) + LISN Factor(dB) + Cable Loss(dB)
2. Over Limit(dB) = Level(dBμV) – Limit Line(dBμV)

Appendix C Radiated Spurious Emission Test Data

Test Engineer :	HuaCong Liang	Relative Humidity :	48~49%
		Temperature :	24-25℃

Radiated Spurious Emission Test Modes

Mode	Band (MHz)	Antenna	Modulation	Channel	Frequency	Data Rate	RU	Remark
Mode 1	2400-2483.5	6+7	802.11b	01	2412	1Mbps	-	-
Mode 2	2400-2483.5	6+7	802.11b	06	2437	1Mbps	-	-
Mode 3	2400-2483.5	6+7	802.11b	11	2462	1Mbps	-	-
Mode 4	2400-2483.5	6+7	802.11g	01	2412	6Mbps	-	-
Mode 5	2400-2483.5	6+7	802.11g	06	2437	6Mbps	-	-
Mode 6	2400-2483.5	6+7	802.11g	11	2462	6Mbps	-	-
Mode 7	2400-2483.5	6+7	802.11be EHT20	01	2412	MCS0	Full	-
Mode 8	2400-2483.5	6+7	802.11be EHT20	06	2437	MCS0	Full	-
Mode 9	2400-2483.5	6+7	802.11be EHT20	11	2462	MCS0	Full	-
Mode 10	2400-2483.5	6+7	802.11be EHT40	03	2422	MCS0	Full	-
Mode 11	2400-2483.5	6+7	802.11be EHT40	06	2437	MCS0	Full	-
Mode 12	2400-2483.5	6+7	802.11be EHT40	09	2452	MCS0	Full	-
Mode 13	2400-2483.5	6+7	802.11be EHT20	01	2412	MCS0	Single RU 26/0	-
Mode 14	2400-2483.5	6+7	802.11be EHT20	01	2412	MCS0	Single RU 52/37	-
Mode 15	2400-2483.5	6+7	802.11be EHT20	01	2412	MCS0	Single RU 106/53	-
Mode 16	2400-2483.5	6+7	802.11be EHT20	11	2462	MCS0	Single RU 26/8	-
Mode 17	2400-2483.5	6+7	802.11be EHT20	11	2462	MCS0	Single RU 52/40	-
Mode 18	2400-2483.5	6+7	802.11be EHT20	11	2462	MCS0	Single RU 106/54	-
Mode 19	2400-2483.5	6+7	802.11be EHT20	01	2412	MCS0	Small RU Index 37+2	-
Mode 20	2400-2483.5	6+7	802.11be EHT20	01	2412	MCS0	Small RU Index 53+4	-
Mode 21	2400-2483.5	6+7	802.11be EHT20	11	2462	MCS0	Small RU Index 40+6	-
Mode 22	2400-2483.5	6+7	802.11be EHT20	11	2462	MCS0	Small RU Index 54+4	-
Mode 23	2400-2483.5	6+7	802.11be EHT20	11	2462	MCS0	-	LF
Mode 24	2400-2483.5	6+7	802.11be EHT20	2	2417	MCS0	Full	-
Mode 25	2400-2483.5	6+7	802.11be EHT20	10	2457	MCS0	Full	-

Summary of each worse mode

Mode	Modulation	Ch.	Freq. (MHz)	Level (dBuV/m)	Limit (dBuV/m)	Margin (dB)	Pol.	Peak Avg.	Result	Remark
1	802.11b	01	2387.48	50.62	54.00	-3.38	V	AVERAGE	Pass	Band Edge
1	802.11b	01	4824.00	44.65	74.00	-29.35	H	Peak	Pass	Harmonic
2	802.11b	06	-	-	-	-	-	-	-	Band Edge
2	802.11b	06	7311.00	46.36	74.00	-27.64	V	Peak	Pass	Harmonic
3	802.11b	11	2487.35	46.84	54.00	-7.16	V	AVERAGE	Pass	Band Edge
3	802.11b	11	7386.00	47.21	74.00	-26.79	V	Peak	Pass	Harmonic
4	802.11g	01	2389.95	48.99	54.00	-5.01	V	AVERAGE	Pass	Band Edge
4	802.11g	01	4824.00	44.77	74.00	-29.23	H	Peak	Pass	Harmonic
5	802.11g	06	-	-	-	-	-	-	-	Band Edge
5	802.11g	06	7311.00	46.62	74.00	-27.38	H	Peak	Pass	Harmonic
6	802.11g	11	2483.51	49.99	54.00	-4.01	V	AVERAGE	Pass	Band Edge
6	802.11g	11	7386.00	46.25	74.00	-27.75	V	Peak	Pass	Harmonic
7	802.11be EHT20	01	2389.95	50.62	54.00	-3.38	V	AVERAGE	Pass	Band Edge
7	802.11be EHT20	01	4824.00	44.49	74.00	-29.51	H	Peak	Pass	Harmonic
8	802.11be EHT20	06	-	-	-	-	-	-	-	Band Edge
8	802.11be EHT20	06	7311.00	46.61	74.00	-27.39	V	Peak	Pass	Harmonic
9	802.11be EHT20	11	2483.51	50.63	54.00	-3.37	V	AVERAGE	Pass	Band Edge
9	802.11be EHT20	11	7386.00	47.14	74.00	-26.86	H	Peak	Pass	Harmonic
10	802.11be EHT40	03	2389.52	50.60	54.00	-3.40	H	AVERAGE	Pass	Band Edge
10	802.11be EHT40	03	7266.00	46.45	74.00	-27.55	H	Peak	Pass	Harmonic
11	802.11be EHT40	06	2389.88	50.52	54.00	-3.48	H	AVERAGE	Pass	Band Edge
11	802.11be EHT40	06	7311.00	46.32	74.00	-27.68	H	Peak	Pass	Harmonic
12	802.11be EHT40	09	2483.54	49.48	54.00	-4.52	H	AVERAGE	Pass	Band Edge
12	802.11be EHT40	09	7356.00	46.90	74.00	-27.10	H	Peak	Pass	Harmonic
13	802.11be EHT20	01	2389.95	37.36	54.00	-16.64	V	AVERAGE	Pass	Band Edge
13	802.11be EHT20	01	-	-	-	-	-	-	-	Harmonic
14	802.11be EHT20	01	2389.69	39.11	54.00	-14.89	V	AVERAGE	Pass	Band Edge
14	802.11be EHT20	01	-	-	-	-	-	-	-	Harmonic
15	802.11be EHT20	01	2389.56	41.67	54.00	-12.33	V	AVERAGE	Pass	Band Edge
15	802.11be EHT20	01	-	-	-	-	-	-	-	Harmonic
16	802.11be EHT20	11	2483.89	37.19	54.00	-16.81	V	AVERAGE	Pass	Band Edge
16	802.11be EHT20	11	-	-	-	-	-	-	-	Harmonic
17	802.11be EHT20	11	2484.04	38.18	54.00	-15.82	V	AVERAGE	Pass	Band Edge
17	802.11be EHT20	11	-	-	-	-	-	-	-	Harmonic
18	802.11be EHT20	11	2484.95	44.04	54.00	-9.96	V	AVERAGE	Pass	Band Edge
18	802.11be EHT20	11	-	-	-	-	-	-	-	Harmonic
19	802.11be EHT20	01	2389.30	39.69	54.00	-14.31	V	AVERAGE	Pass	Band Edge
19	802.11be EHT20	01	-	-	-	-	-	-	-	Harmonic
20	802.11be EHT20	01	2389.95	42.92	54.00	-11.08	V	AVERAGE	Pass	Band Edge
20	802.11be EHT20	01	-	-	-	-	-	-	-	Harmonic
21	802.11be EHT20	11	2484.61	40.01	54.00	-13.99	V	AVERAGE	Pass	Band Edge
21	802.11be EHT20	11	-	-	-	-	-	-	-	Harmonic
22	802.11be EHT20	11	2483.70	47.83	54.00	-6.17	H	AVERAGE	Pass	Band Edge
22	802.11be EHT20	11	-	-	-	-	-	-	-	Harmonic
23	802.11be EHT20	11	806.97	31.35	46	-14.65	H	Peak	Pass	LF
24	802.11be EHT20	2	2389.89	49.20	54.00	-4.80	V	AVERAGE	Pass	Band Edge
24	802.11be EHT20	2	-	-	-	-	-	-	-	Harmonic
25	802.11be EHT20	10	2483.62	49.27	54.00	-4.73	V	AVERAGE	Pass	Band Edge
25	802.11be EHT20	10	-	-	-	-	-	-	-	Harmonic

Mode	1	
	Band Edge	
	2400-2483.5_802.11b_CH01_2412MHz	
ANT	6+7	
Pol.	Horizontal	Fundamental
Peak	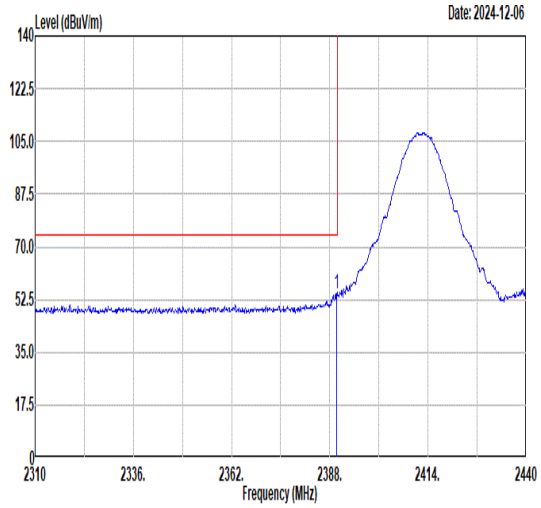 Freq Level Limit Line Margin (dB) Read Level Ant Factor Cable Loss Preamp Factor APos TPos Remark MHz dBuV/m dBuV/m dBuV dB/m dB dB cm deg 1 2389.82 54.45 74.00 -19.55 48.73 30.60 7.76 32.64 391 360 PEAK	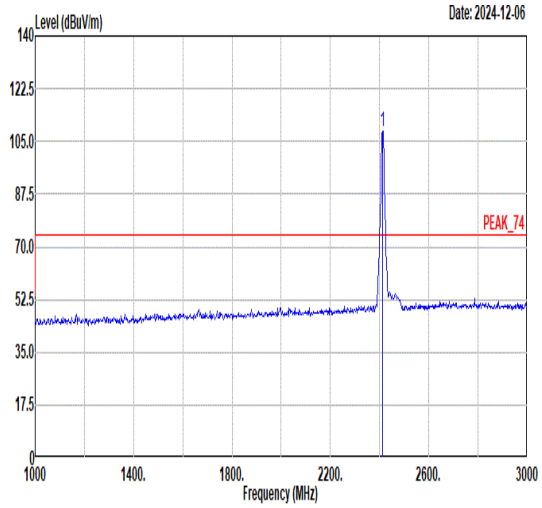 Freq Level Limit Line Margin (dB) Read Level Ant Factor Cable Loss Preamp Factor APos TPos Remark MHz dBuV/m dBuV/m dBuV dB/m dB dB cm deg 1 2412.00 108.35 ------ ------ 102.56 30.62 7.81 32.64 391 360 PEAK
Avg	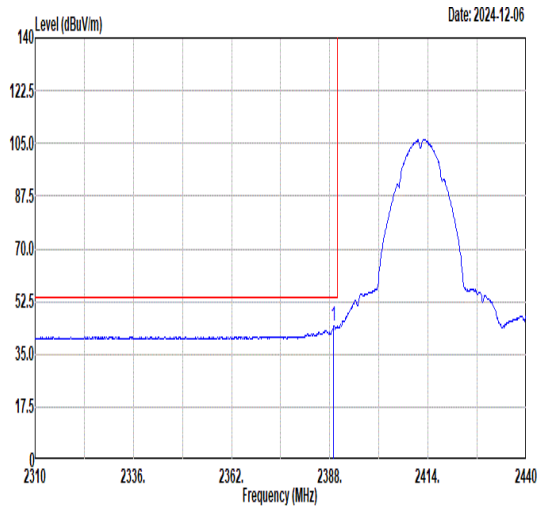 Freq Level Limit Line Margin (dB) Read Level Ant Factor Cable Loss Preamp Factor APos TPos Remark MHz dBuV/m dBuV/m dBuV dB/m dB dB cm deg 1 2389.04 44.18 54.00 -9.82 38.46 30.60 7.76 32.64 391 360 AVERAGE	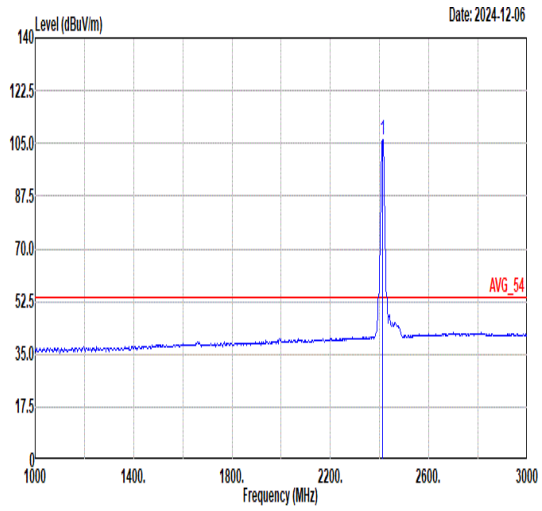 Freq Level Limit Line Margin (dB) Read Level Ant Factor Cable Loss Preamp Factor APos TPos Remark MHz dBuV/m dBuV/m dBuV dB/m dB dB cm deg 1 2412.00 106.27 ------ ------ 100.48 30.62 7.81 32.64 391 360 AVERAGE

Mode	1	
	Band Edge	
	2400-2483.5_802.11b_CH01_2412MHz	
ANT	6+7	
Pol.	Vertical	Fundamental
Peak	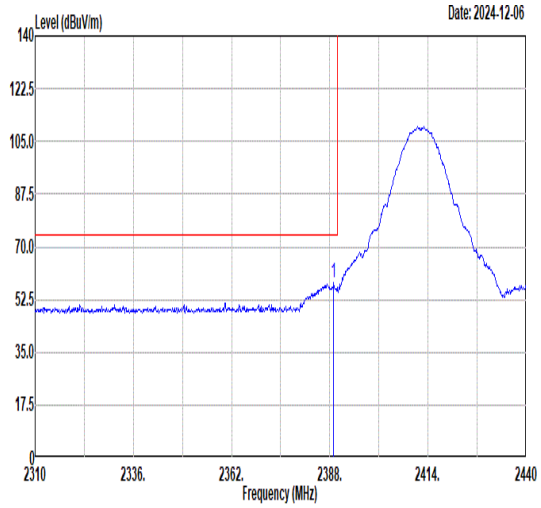 Freq Level Limit Line Margin (dB) Read Level Ant Factor Cable Loss Preamp Factor APos TPos Remark MHz dBuV/m dBuV/m dBuV dB/m dB dB cm deg 1 2389.04 57.87 74.00 -16.13 52.15 30.60 7.76 32.64 345 88 PEAK	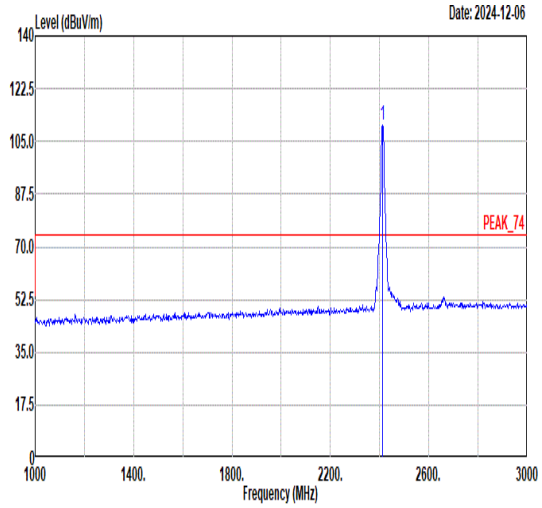 Freq Level Limit Line Margin (dB) Read Level Ant Factor Cable Loss Preamp Factor APos TPos Remark MHz dBuV/m dBuV/m dBuV dB/m dB dB cm deg 1 2412.00 110.25 ------ ------ 104.46 30.62 7.81 32.64 345 88 PEAK
Avg	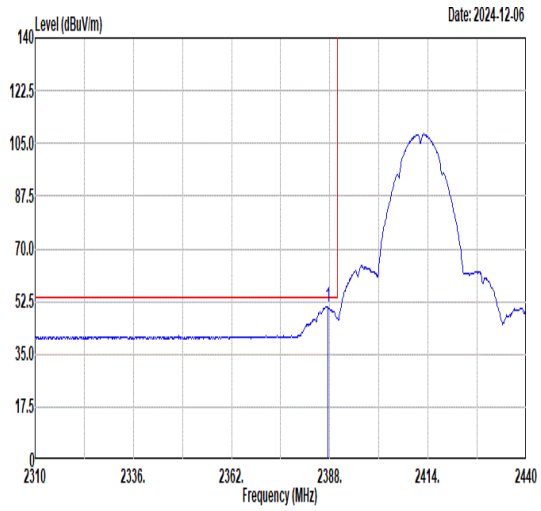 Freq Level Limit Line Margin (dB) Read Level Ant Factor Cable Loss Preamp Factor APos TPos Remark MHz dBuV/m dBuV/m dBuV dB/m dB dB cm deg 1 2387.48 50.62 54.00 -3.38 44.92 30.60 7.75 32.65 345 88 AVERAGE	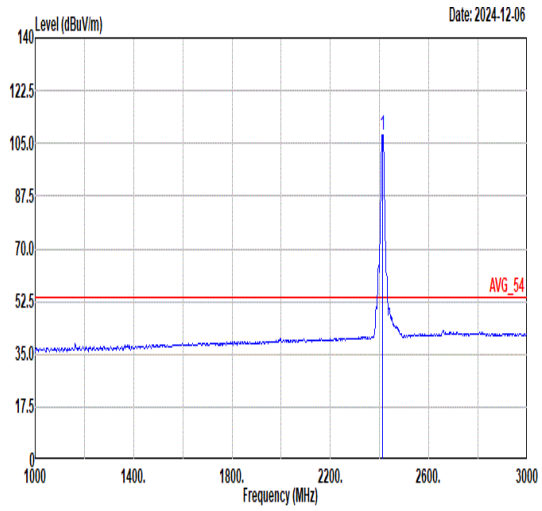 Freq Level Limit Line Margin (dB) Read Level Ant Factor Cable Loss Preamp Factor APos TPos Remark MHz dBuV/m dBuV/m dBuV dB/m dB dB cm deg 1 2412.00 107.97 ------ ------ 102.18 30.62 7.81 32.64 345 88 AVERAGE

Mode	1	
	Harmonic	
	2400-2483.5_802.11b_CH01_2412MHz	
ANT	6+7	
Pol.	Horizontal	Vertical
Peak Avg	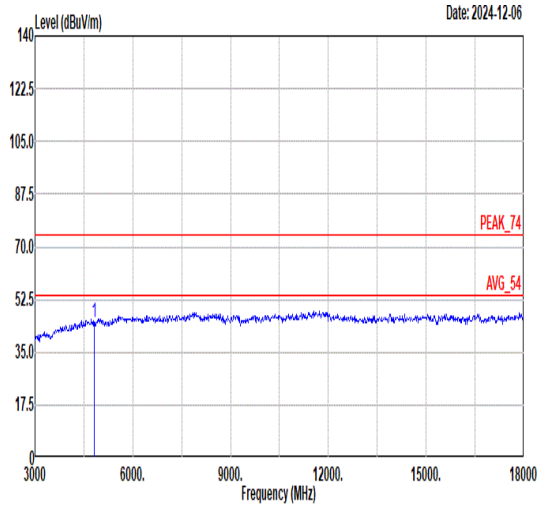 Freq Level Limit Line Margin Read Level Ant Factor Cable Loss Preamp Factor APos TPos Remark MHz dBuV/m dBuV/m dB dBuV dB/m dB dB cm deg 1 4824.00 44.65 74.00 -29.35 50.86 35.30 11.08 52.59 --- --- Peak	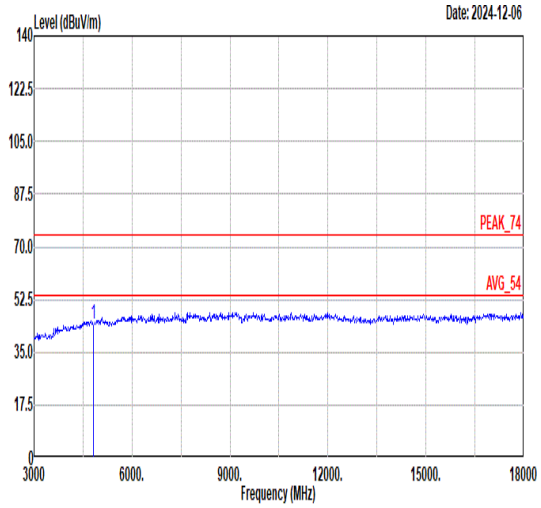 Freq Level Limit Line Margin Read Level Ant Factor Cable Loss Preamp Factor APos TPos Remark MHz dBuV/m dBuV/m dB dBuV dB/m dB dB cm deg 1 4824.00 44.43 74.00 -29.57 50.64 35.30 11.08 52.59 --- --- Peak

Mode	2	
	Harmonic	
	2400-2483.5_802.11b_CH06_2437MHz	
ANT	6+7	
Pol.	Horizontal	Vertical
Peak Avg	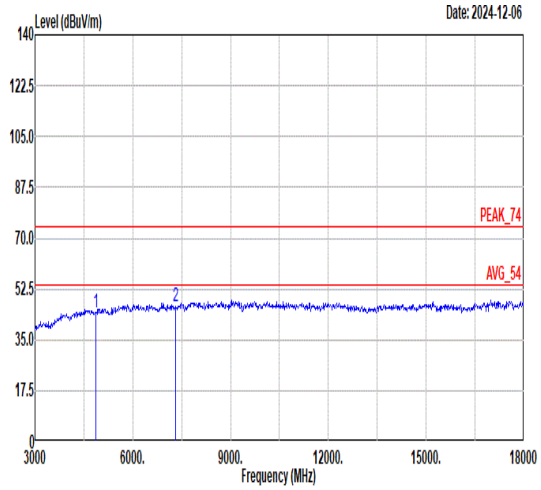 Freq Level Limit Line Margin Read Level Ant Factor Cable Loss Preamp Factor APos TPos Remark MHz dBuV/m dBuV/m dB dBuV dB/m dB dB cm deg 1 4874.00 44.52 74.00 -29.48 50.69 35.35 11.10 52.62 --- --- Peak 2 7311.00 46.35 74.00 -27.65 48.91 36.58 13.08 52.22 --- --- Peak	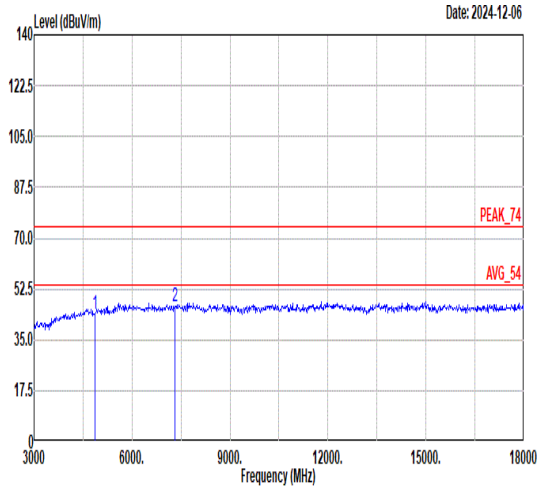 Freq Level Limit Line Margin Read Level Ant Factor Cable Loss Preamp Factor APos TPos Remark MHz dBuV/m dBuV/m dB dBuV dB/m dB dB cm deg 1 4874.00 44.09 74.00 -29.91 50.26 35.35 11.10 52.62 --- --- Peak 2 7311.00 46.36 74.00 -27.64 48.92 36.58 13.08 52.22 --- --- Peak

Mode	3	
	Band Edge	
	2400-2483.5_802.11b_CH11_2462MHz	
ANT	6+7	
Pol.	Horizontal	Fundamental
Peak	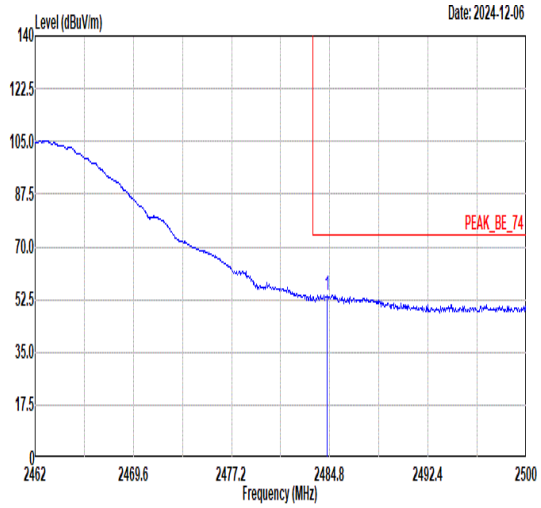 Freq Level Limit Line Margin (dB) Read Level Ant Factor Cable Loss Preamp Factor APos TPos Remark MHz dBuV/m dBuV/m dBuV dB/m dB dB cm deg 1 2484.61 53.84 74.00 -20.16 47.94 30.63 7.88 32.61 384 3 PEAK	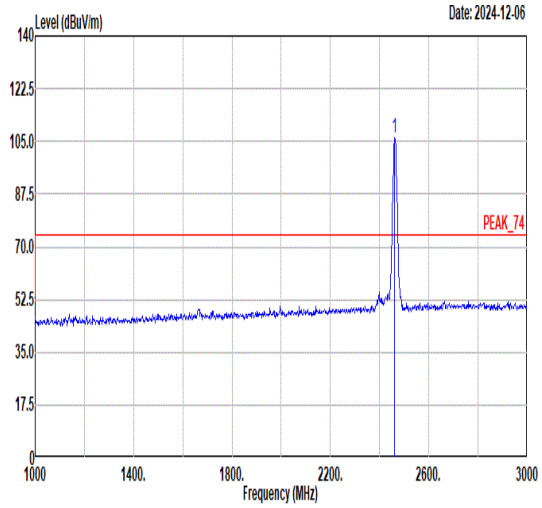 Freq Level Limit Line Margin (dB) Read Level Ant Factor Cable Loss Preamp Factor APos TPos Remark MHz dBuV/m dBuV/m dBuV dB/m dB dB cm deg 1 2462.00 106.31 ------ ------ 100.39 30.68 7.86 32.62 384 3 PEAK
Avg	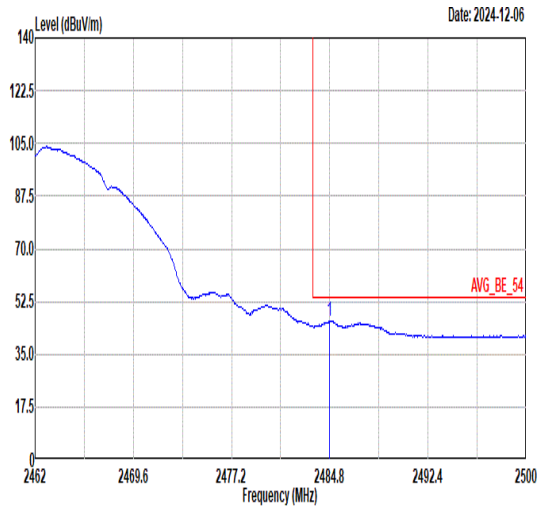 Freq Level Limit Line Margin (dB) Read Level Ant Factor Cable Loss Preamp Factor APos TPos Remark MHz dBuV/m dBuV/m dBuV dB/m dB dB cm deg 1 2484.80 46.01 54.00 -7.99 40.11 30.63 7.88 32.61 384 3 AVERAGE	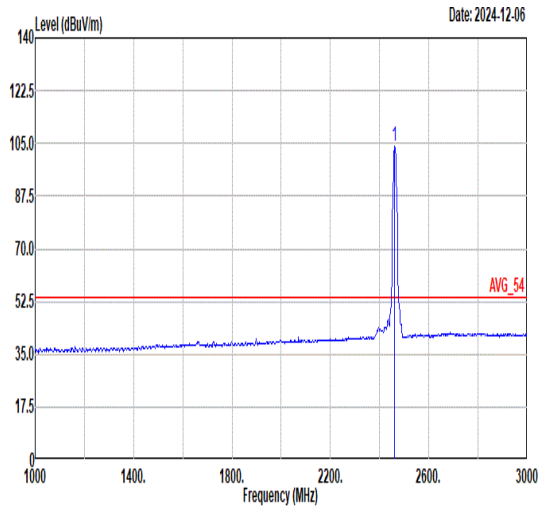 Freq Level Limit Line Margin (dB) Read Level Ant Factor Cable Loss Preamp Factor APos TPos Remark MHz dBuV/m dBuV/m dBuV dB/m dB dB cm deg 1 2462.00 104.04 ------ ------ 98.13 30.68 7.85 32.62 384 3 AVERAGE

Mode	3	
	Band Edge	
	2400-2483.5_802.11b_CH11_2462MHz	
ANT	6+7	
Pol.	Vertical	Fundamental
Peak	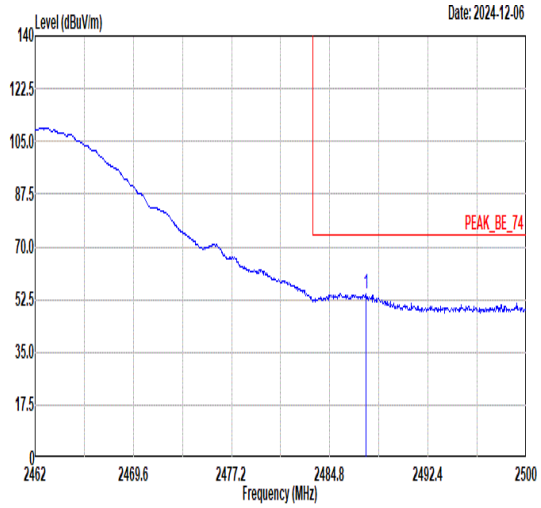 Freq Level Limit Line Margin (dB) Read Level Ant Factor Cable Loss Preamp Factor APos TPos Remark MHz dBuV/m dBuV/m dBuV dB/m dB dB cm deg 1 2487.57 54.36 74.00 -19.64 48.46 30.62 7.88 32.60 363 81 PEAK	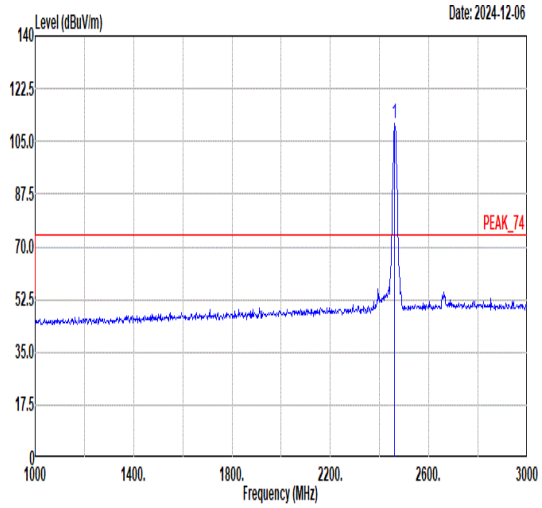 Freq Level Limit Line Margin (dB) Read Level Ant Factor Cable Loss Preamp Factor APos TPos Remark MHz dBuV/m dBuV/m dBuV dB/m dB dB cm deg 1 2462.00 110.69 ------ ------ 104.77 30.68 7.86 32.62 363 81 PEAK
Avg	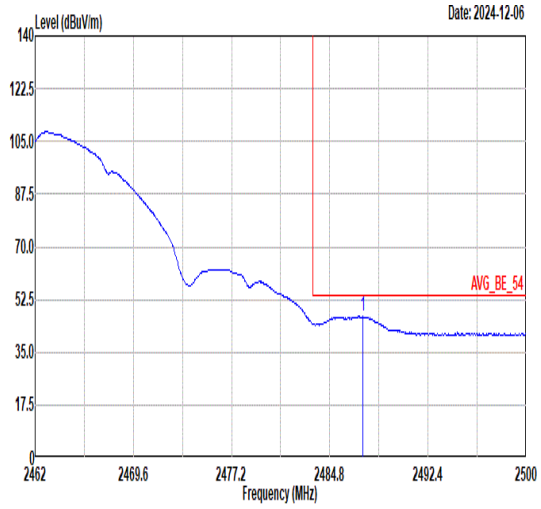 Freq Level Limit Line Margin (dB) Read Level Ant Factor Cable Loss Preamp Factor APos TPos Remark MHz dBuV/m dBuV/m dBuV dB/m dB dB cm deg 1 2487.35 46.84 54.00 -7.16 40.94 30.63 7.88 32.61 363 81 AVERAGE	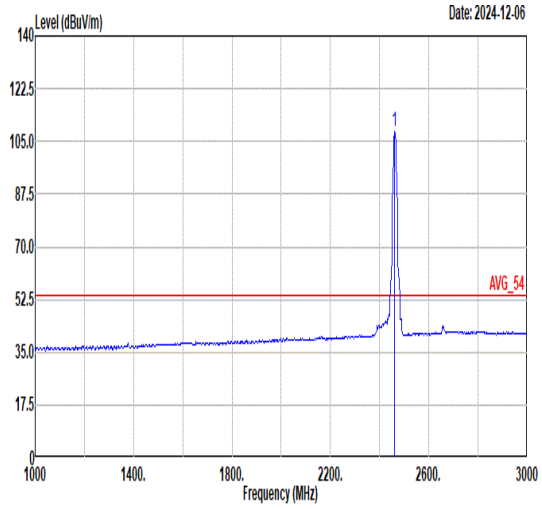 Freq Level Limit Line Margin (dB) Read Level Ant Factor Cable Loss Preamp Factor APos TPos Remark MHz dBuV/m dBuV/m dBuV dB/m dB dB cm deg 1 2462.00 108.19 ------ ------ 102.28 30.68 7.85 32.62 363 81 AVERAGE

Mode	3	
	Harmonic	
	2400-2483.5_802.11b_CH11_2462MHz	
ANT	6+7	
Pol.	Horizontal	Vertical
Peak Avg	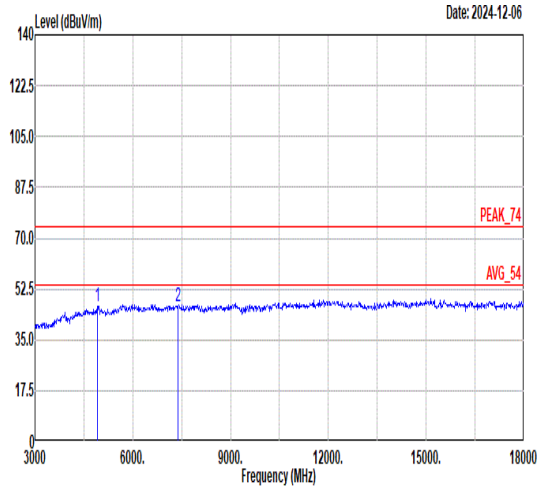 Freq Level Limit Line Margin Read Level Ant Factor Cable Loss Preamp Factor APos TPos Remark MHz dBuV/m dBuV/m dB dBuV dB/m dB dB cm deg 1 4924.00 46.71 74.00 -27.29 52.70 35.54 11.12 52.65 --- --- Peak 2 7386.00 46.24 74.00 -27.76 48.79 36.57 13.13 52.25 --- --- Peak	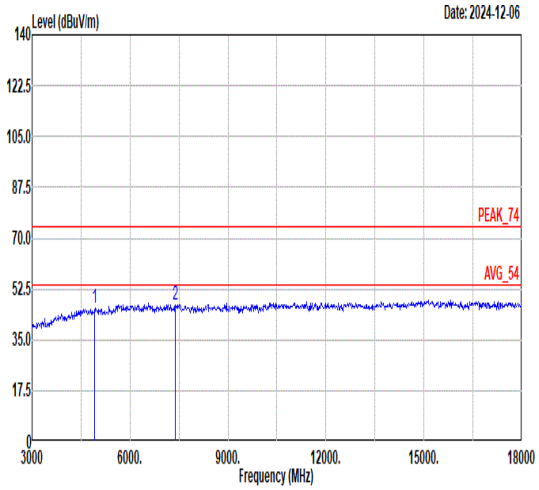 Freq Level Limit Line Margin Read Level Ant Factor Cable Loss Preamp Factor APos TPos Remark MHz dBuV/m dBuV/m dB dBuV dB/m dB dB cm deg 1 4924.00 46.04 74.00 -27.96 52.03 35.54 11.12 52.65 --- --- Peak 2 7386.00 47.21 74.00 -26.79 49.76 36.57 13.13 52.25 --- --- Peak

Mode	4	
	Band Edge	
	2400-2483.5_802.11g_CH01_2412MHz	
ANT	6+7	
Pol.	Horizontal	Fundamental
Peak	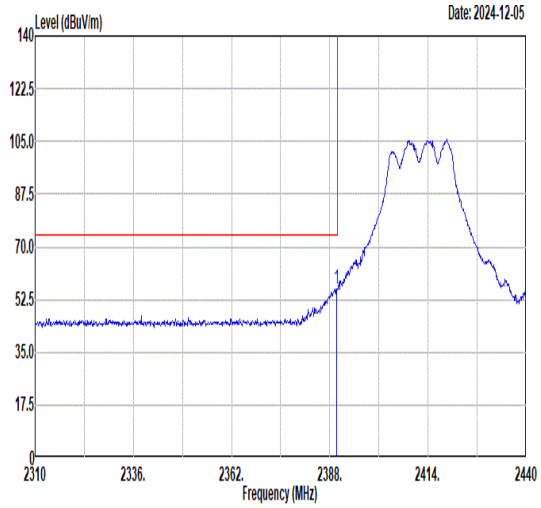 Freq Level Limit Line Margin (dB) Read Level Ant Factor Cable Loss Preamp Factor APos TPos Remark MHz dBuV/m dBuV/m dBuV dB/m dB dB cm deg 1 2389.82 56.22 74.00 -17.78 50.50 30.60 7.76 32.64 400 236 PEAK	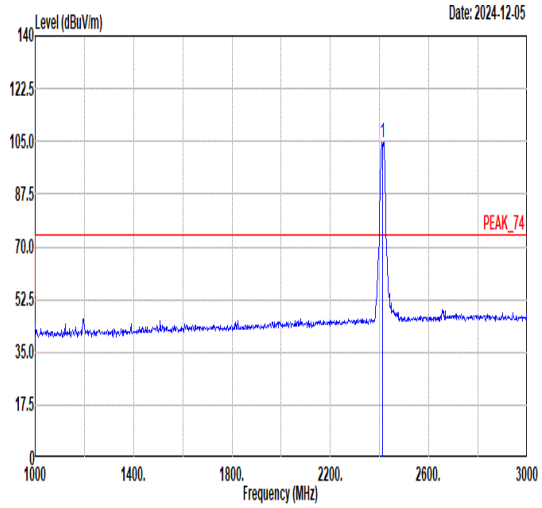 Freq Level Limit Line Margin (dB) Read Level Ant Factor Cable Loss Preamp Factor APos TPos Remark MHz dBuV/m dBuV/m dBuV dB/m dB dB cm deg 1 2412.00 104.74 ------ ------ 98.91 30.64 7.82 32.63 400 236 PEAK
Avg	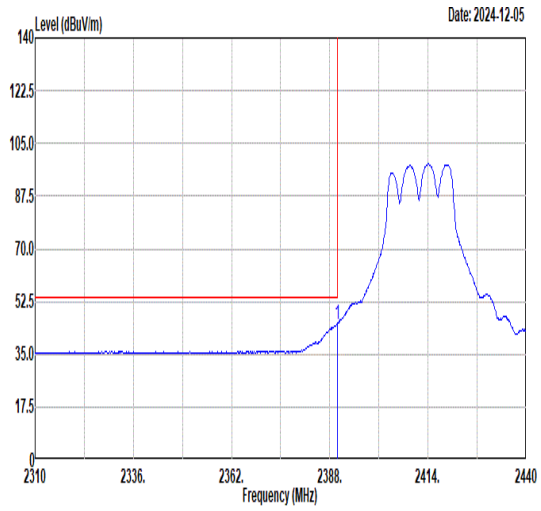 Freq Level Limit Line Margin (dB) Read Level Ant Factor Cable Loss Preamp Factor APos TPos Remark MHz dBuV/m dBuV/m dBuV dB/m dB dB cm deg 1 2389.95 45.03 54.00 -8.97 39.31 30.60 7.76 32.64 400 236 AVERAGE	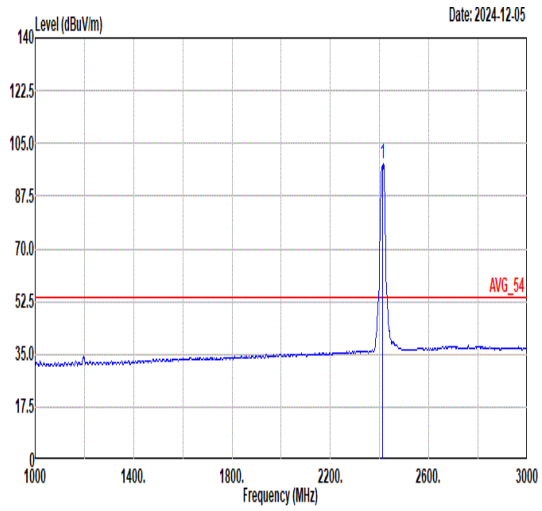 Freq Level Limit Line Margin (dB) Read Level Ant Factor Cable Loss Preamp Factor APos TPos Remark MHz dBuV/m dBuV/m dBuV dB/m dB dB cm deg 1 2412.00 98.05 ------ ------ 92.24 30.63 7.81 32.63 400 236 AVERAGE

Mode	4	
	Band Edge	
	2400-2483.5_802.11g_CH01_2412MHz	
ANT	6+7	
Pol.	Vertical	Fundamental
Peak	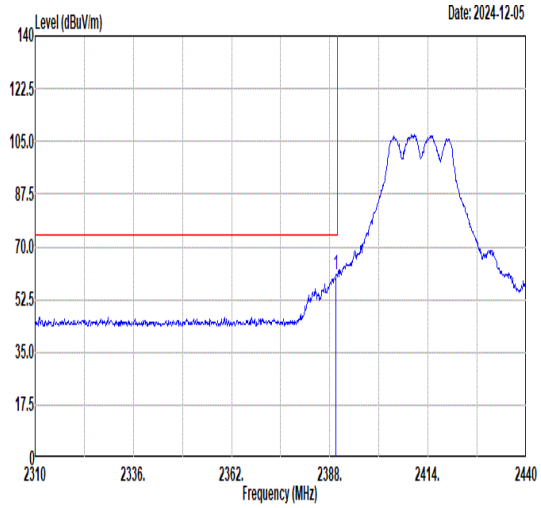 Freq Level Limit Line Margin (dB) Read Level Ant Factor Cable Loss Preamp Factor APos TPos Remark 1 2389.69 60.96 74.00 -13.04 55.24 30.60 7.76 32.64 100 244 PEAK	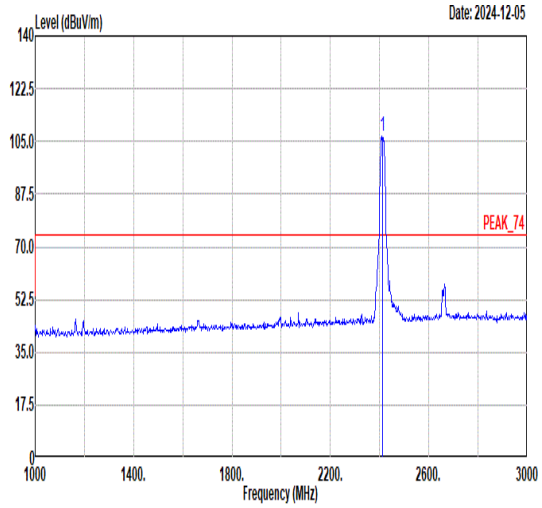 Freq Level Limit Line Margin (dB) Read Level Ant Factor Cable Loss Preamp Factor APos TPos Remark 1 2412.00 106.94 ------ ------ 101.15 30.62 7.81 32.64 100 244 PEAK
Avg	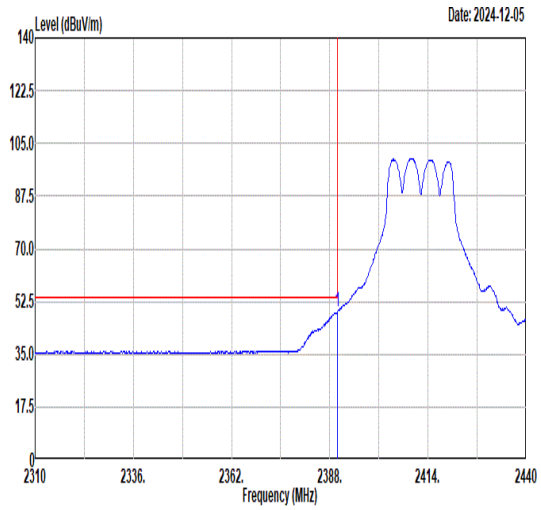 Freq Level Limit Line Margin (dB) Read Level Ant Factor Cable Loss Preamp Factor APos TPos Remark 1 2389.95 48.99 54.00 -5.01 43.27 30.60 7.76 32.64 100 244 AVERAGE	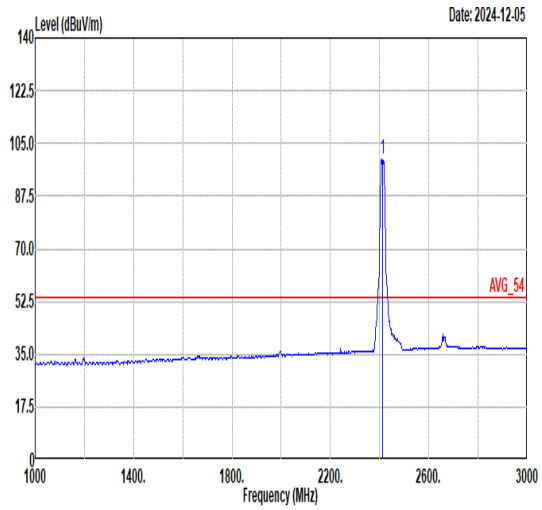 Freq Level Limit Line Margin (dB) Read Level Ant Factor Cable Loss Preamp Factor APos TPos Remark 1 2412.00 99.78 ------ ------ 93.99 30.62 7.81 32.64 100 244 AVERAGE

Mode	4	
	Harmonic	
	2400-2483.5_802.11g_CH01_2412MHz	
ANT	6+7	
Pol.	Horizontal	Vertical
Peak Avg	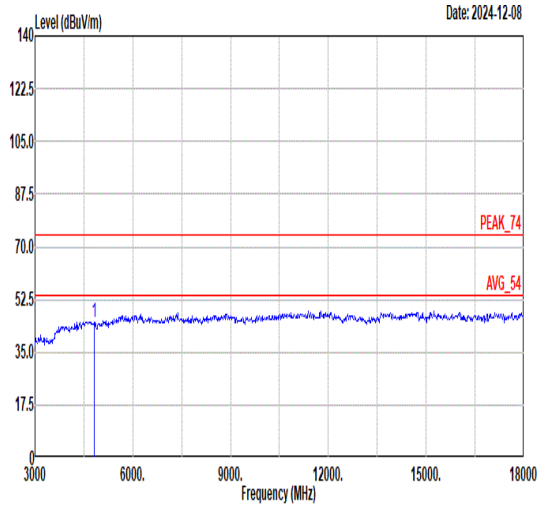 Freq Level Limit Line Margin Read Level Ant Factor Cable Loss Preamp Factor APos TPos Remark MHz dBuV/m dBuV/m dB dBuV dB/m dB dB cm deg 1 4824.00 44.77 74.00 -29.23 50.98 35.30 11.08 52.59 --- --- Peak	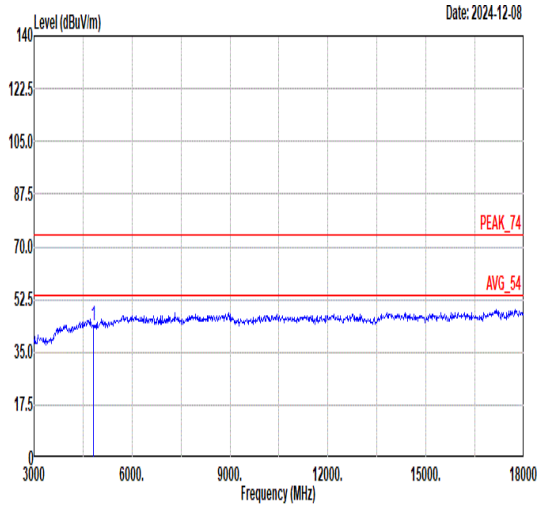 Freq Level Limit Line Margin Read Level Ant Factor Cable Loss Preamp Factor APos TPos Remark MHz dBuV/m dBuV/m dB dBuV dB/m dB dB cm deg 1 4824.00 43.74 74.00 -30.26 49.95 35.30 11.08 52.59 --- --- Peak

Mode	5	
	Harmonic	
	2400-2483.5_802.11g_CH06_2437MHz	
ANT	6+7	
Pol.	Horizontal	Vertical
Peak Avg	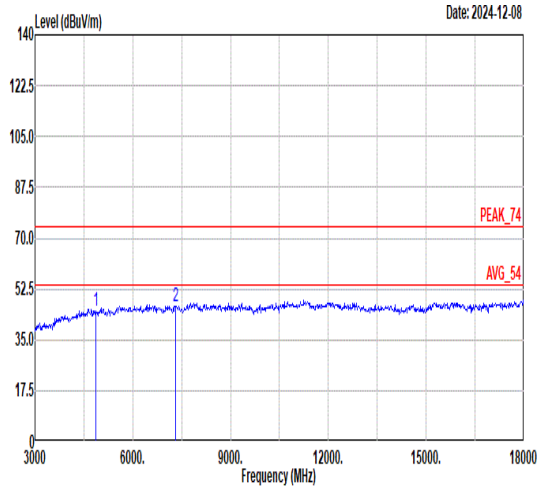 Freq Level Limit Line Margin Read Level Ant Factor Cable Loss Preamp Factor APos TPos Remark MHz dBuV/m dBuV/m dB dBuV dB/m dB dB cm deg 1 4874.00 44.71 74.00 -29.29 50.88 35.35 11.10 52.62 --- --- Peak 2 7311.00 46.62 74.00 -27.38 49.18 36.58 13.08 52.22 --- --- Peak	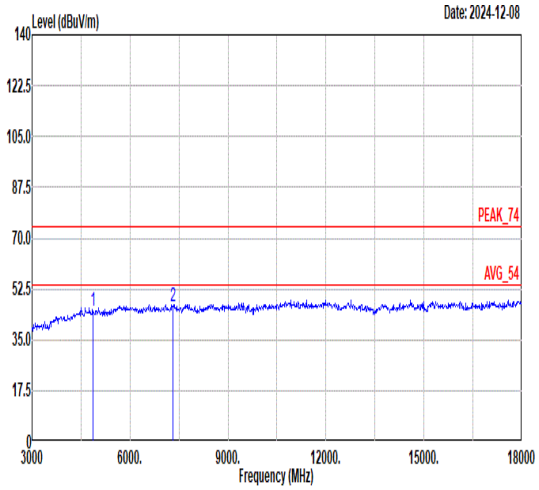 Freq Level Limit Line Margin Read Level Ant Factor Cable Loss Preamp Factor APos TPos Remark MHz dBuV/m dBuV/m dB dBuV dB/m dB dB cm deg 1 4874.00 45.05 74.00 -28.95 51.22 35.35 11.10 52.62 --- --- Peak 2 7311.00 46.42 74.00 -27.58 48.98 36.58 13.08 52.22 --- --- Peak

Mode	6	
	Band Edge	
	2400-2483.5_802.11g_CH11_2462MHz	
ANT	6+7	
Pol.	Horizontal	Fundamental
Peak	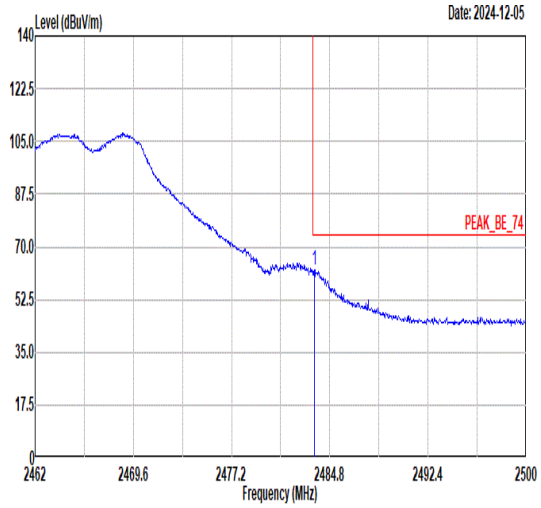 Freq Level Limit Line Margin (dB) Read Level Ant Factor Cable Loss Preamp Factor APos TPos Remark MHz dBuV/m dBuV/m dBuV dB/m dB dB cm deg 1 2483.62 62.28 74.00 -11.72 56.38 30.63 7.88 32.61 378 221 PEAK	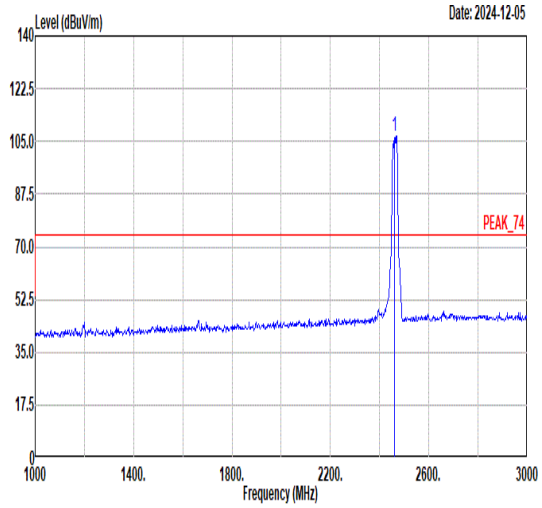 Freq Level Limit Line Margin (dB) Read Level Ant Factor Cable Loss Preamp Factor APos TPos Remark MHz dBuV/m dBuV/m dBuV dB/m dB dB cm deg 1 2462.00 106.54 ------ ------ 100.63 30.66 7.86 32.61 378 221 PEAK
Avg	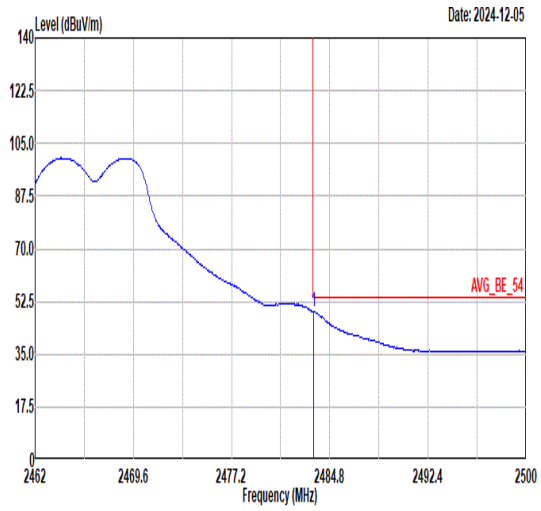 Freq Level Limit Line Margin (dB) Read Level Ant Factor Cable Loss Preamp Factor APos TPos Remark MHz dBuV/m dBuV/m dBuV dB/m dB dB cm deg 1 2483.55 49.19 54.00 -4.81 43.29 30.63 7.88 32.61 378 221 AVERAGE	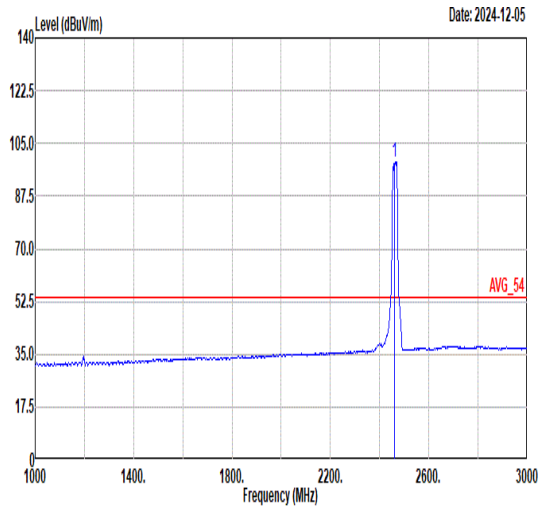 Freq Level Limit Line Margin (dB) Read Level Ant Factor Cable Loss Preamp Factor APos TPos Remark MHz dBuV/m dBuV/m dBuV dB/m dB dB cm deg 1 2462.00 98.96 ------ ------ 93.04 30.67 7.86 32.61 378 221 AVERAGE

Mode	6	
	Band Edge	
	2400-2483.5_802.11g_CH11_2462MHz	
ANT	6+7	
Pol.	Vertical	Fundamental
Peak	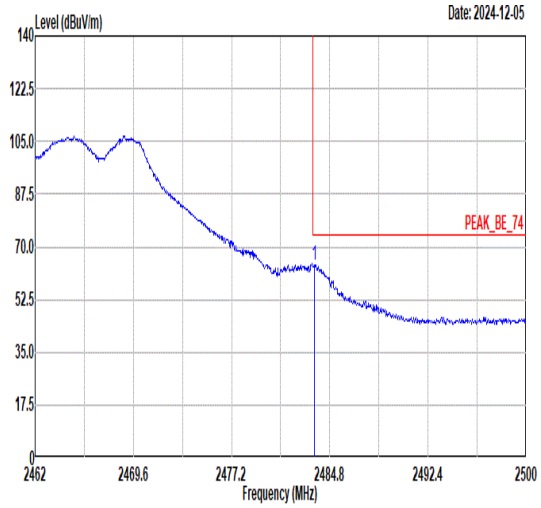 Freq Level Limit Line Margin (dB) Read Level Ant Factor Cable Loss Preamp Factor APos TPos Remark MHz dBuV/m dBuV/m dBuV dB/m dB dB cm deg 1 2483.62 64.07 74.00 -9.93 58.17 30.63 7.88 32.61 108 242 PEAK	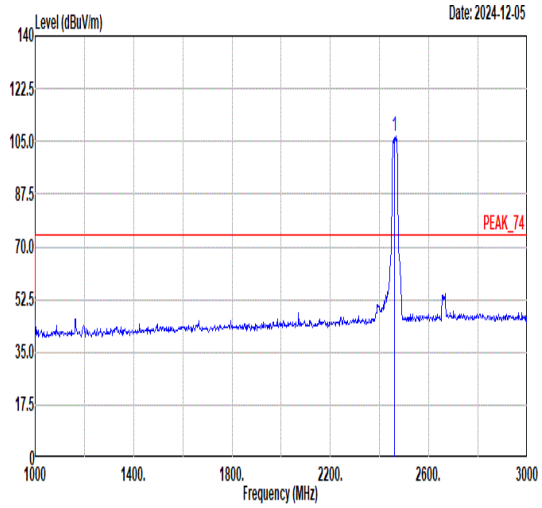 Freq Level Limit Line Margin (dB) Read Level Ant Factor Cable Loss Preamp Factor APos TPos Remark MHz dBuV/m dBuV/m dBuV dB/m dB dB cm deg 1 2462.00 106.50 ------ ------ 100.58 30.67 7.86 32.61 108 242 PEAK
Avg	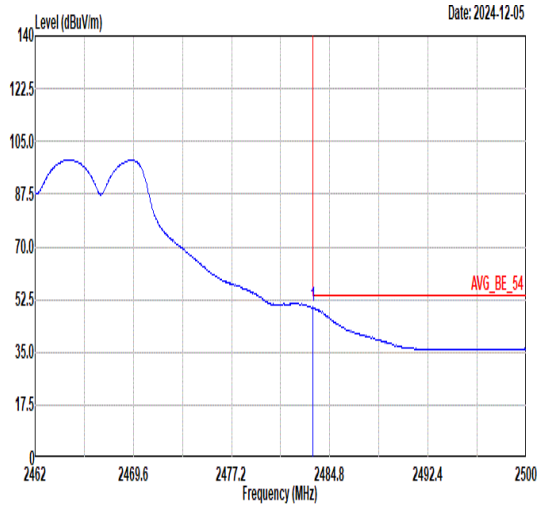 Freq Level Limit Line Margin (dB) Read Level Ant Factor Cable Loss Preamp Factor APos TPos Remark MHz dBuV/m dBuV/m dBuV dB/m dB dB cm deg 1 2483.51 49.99 54.00 -4.01 44.09 30.63 7.88 32.61 108 242 AVERAGE	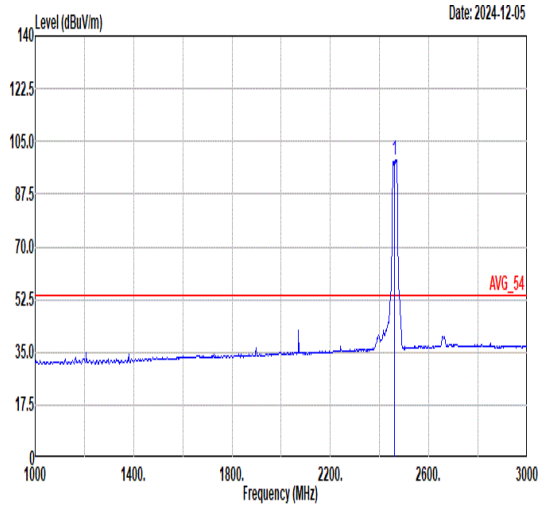 Freq Level Limit Line Margin (dB) Read Level Ant Factor Cable Loss Preamp Factor APos TPos Remark MHz dBuV/m dBuV/m dBuV dB/m dB dB cm deg 1 2462.00 98.69 ------ ------ 92.77 30.67 7.86 32.61 108 242 AVERAGE

Mode	6	
	Harmonic	
	2400-2483.5_802.11g_CH11_2462MHz	
ANT	6+7	
Pol.	Horizontal	Vertical
Peak Avg	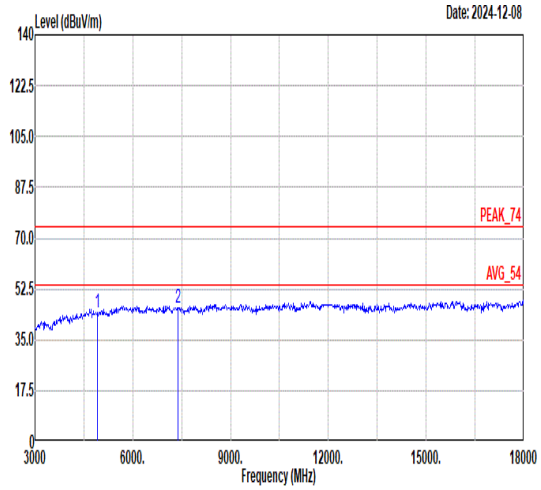 Freq Level Limit Line Margin Read Level Ant Factor Cable Loss Preamp Factor APos TPos Remark MHz dBuV/m dBuV/m dB dBuV dB/m dB dB cm deg 1 4924.00 44.38 74.00 -29.62 50.37 35.54 11.12 52.65 --- --- Peak 2 7386.00 45.77 74.00 -28.23 48.32 36.57 13.13 52.25 --- --- Peak	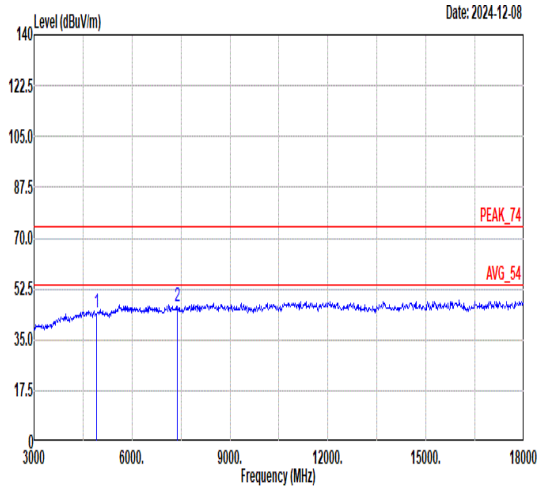 Freq Level Limit Line Margin Read Level Ant Factor Cable Loss Preamp Factor APos TPos Remark MHz dBuV/m dBuV/m dB dBuV dB/m dB dB cm deg 1 4924.00 44.17 74.00 -29.83 50.16 35.54 11.12 52.65 --- --- Peak 2 7386.00 46.25 74.00 -27.75 48.80 36.57 13.13 52.25 --- --- Peak

Mode	7	
	Band Edge	
	2400-2483.5_802.11be EHT20_CH01_Full_2412MHz	
ANT	6+7	
Pol.	Horizontal	Fundamental
Peak	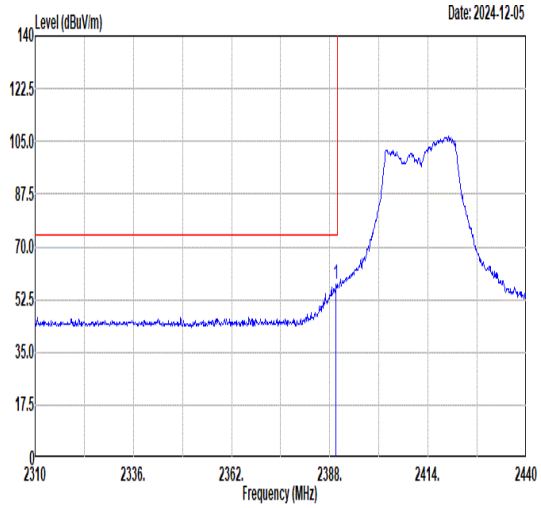 Freq Level Limit Line Margin (dB) Read Level Ant Factor Cable Loss Preamp Factor APos TPos Remark MHz dBuV/m dBuV/m dBuV dB/m dB dB cm deg 1 2389.69 57.41 74.00 -16.59 51.69 30.60 7.76 32.64 400 236 PEAK	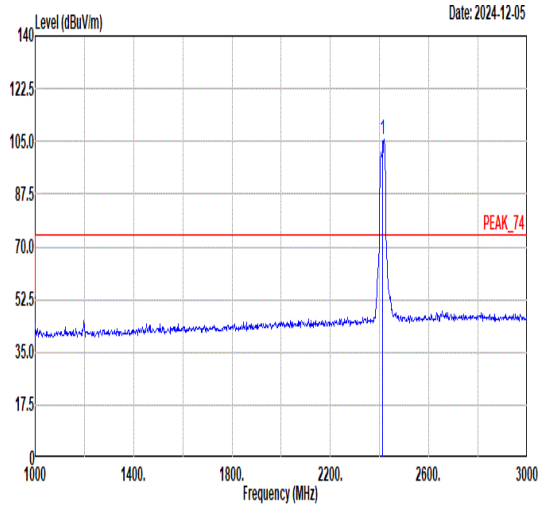 Freq Level Limit Line Margin (dB) Read Level Ant Factor Cable Loss Preamp Factor APos TPos Remark MHz dBuV/m dBuV/m dBuV dB/m dB dB cm deg 1 2412.00 105.61 ------ ------ 99.78 30.64 7.82 32.63 400 236 PEAK
Avg	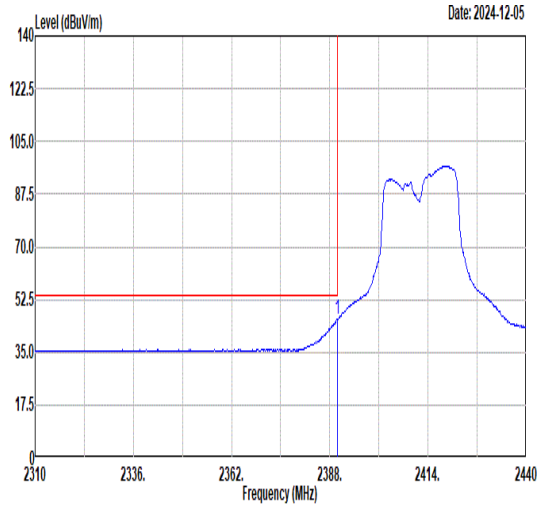 Freq Level Limit Line Margin (dB) Read Level Ant Factor Cable Loss Preamp Factor APos TPos Remark MHz dBuV/m dBuV/m dBuV dB/m dB dB cm deg 1 2389.95 45.86 54.00 -8.14 40.14 30.60 7.76 32.64 400 236 AVERAGE	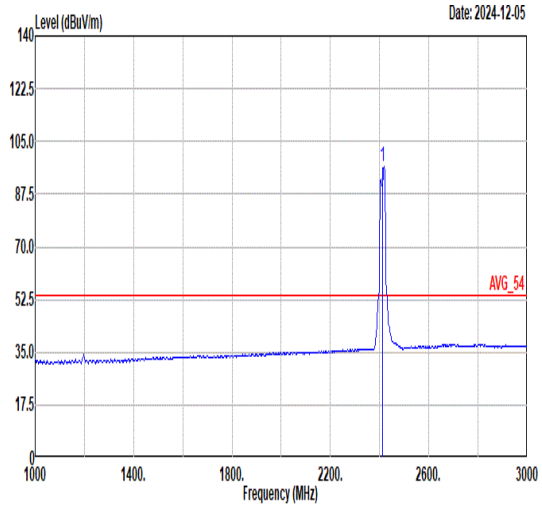 Freq Level Limit Line Margin (dB) Read Level Ant Factor Cable Loss Preamp Factor APos TPos Remark MHz dBuV/m dBuV/m dBuV dB/m dB dB cm deg 1 2412.00 96.56 ------ ------ 90.74 30.64 7.81 32.63 400 236 AVERAGE

Mode	7	
	Band Edge	
	2400-2483.5_802.11be EHT20_CH01_Full_2412MHz	
ANT	6+7	
Pol.	Vertical	Fundamental
Peak	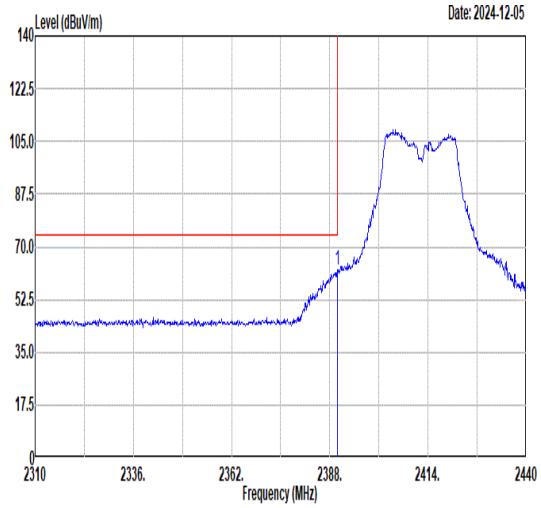 Freq Level Limit Line Margin (dB) Read Level Ant Factor Cable Loss Preamp Factor APos TPos Remark MHz dBuV/m dBuV/m dBuV dB/m dB dB cm deg 1 2389.95 62.23 74.00 -11.77 56.51 30.60 7.76 32.64 100 245 PEAK	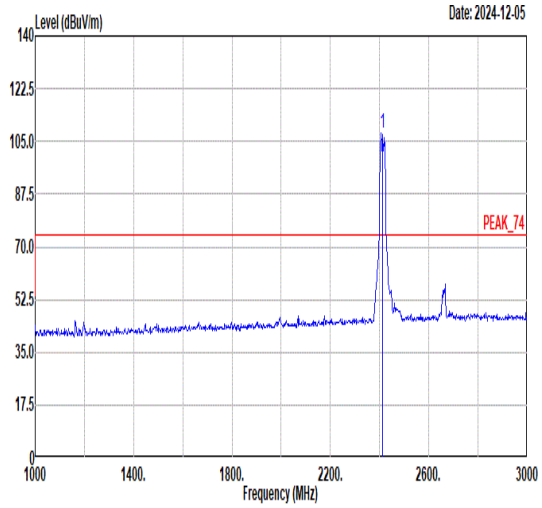 Freq Level Limit Line Margin (dB) Read Level Ant Factor Cable Loss Preamp Factor APos TPos Remark MHz dBuV/m dBuV/m dBuV dB/m dB dB cm deg 1 2412.00 107.99 ------ ------ 102.22 30.61 7.80 32.64 100 245 PEAK
Avg	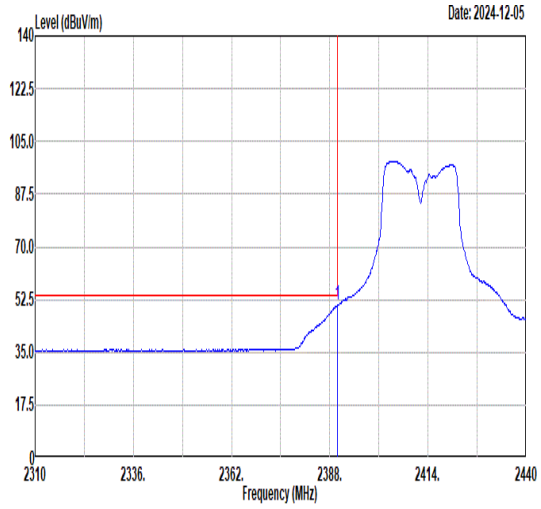 Freq Level Limit Line Margin (dB) Read Level Ant Factor Cable Loss Preamp Factor APos TPos Remark MHz dBuV/m dBuV/m dBuV dB/m dB dB cm deg 1 2389.95 50.62 54.00 -3.38 44.90 30.60 7.76 32.64 100 245 AVERAGE	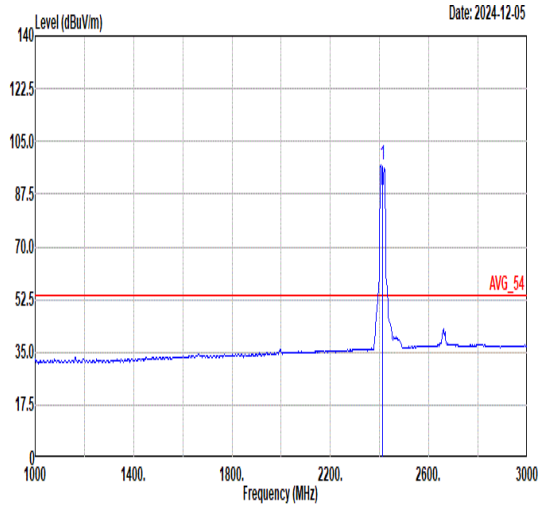 Freq Level Limit Line Margin (dB) Read Level Ant Factor Cable Loss Preamp Factor APos TPos Remark MHz dBuV/m dBuV/m dBuV dB/m dB dB cm deg 1 2412.00 97.38 ------ ------ 91.61 30.61 7.80 32.64 100 245 AVERAGE

Mode	7	
	Harmonic	
	2400-2483.5_802.11be EHT20_CH01_Full_2412MHz	
ANT	6+7	
Pol.	Horizontal	Vertical
Peak Avg	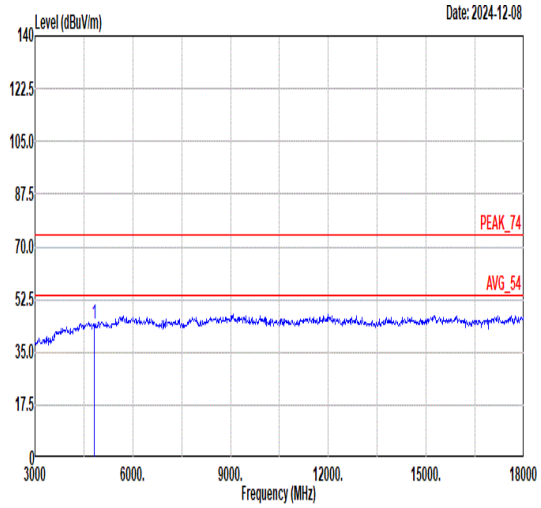 Freq Level Limit Line Margin Read Level Ant Factor Cable Loss Preamp Factor APos TPos Remark MHz dBuV/m dBuV/m dB dBuV dB/m dB dB cm deg 1 4824.00 44.49 74.00 -29.51 50.70 35.30 11.08 52.59 --- --- Peak	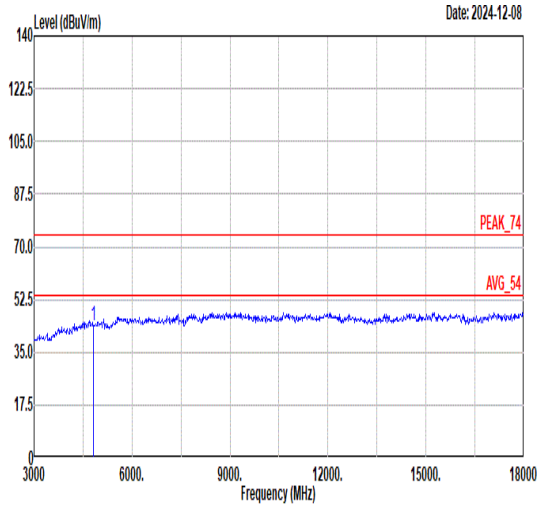 Freq Level Limit Line Margin Read Level Ant Factor Cable Loss Preamp Factor APos TPos Remark MHz dBuV/m dBuV/m dB dBuV dB/m dB dB cm deg 1 4824.00 43.97 74.00 -30.03 50.18 35.30 11.08 52.59 --- --- Peak

Mode	8	
	Harmonic	
	2400-2483.5_802.11be EHT20_CH06_Full_2437MHz	
ANT	6+7	
Pol.	Horizontal	Vertical
Peak Avg	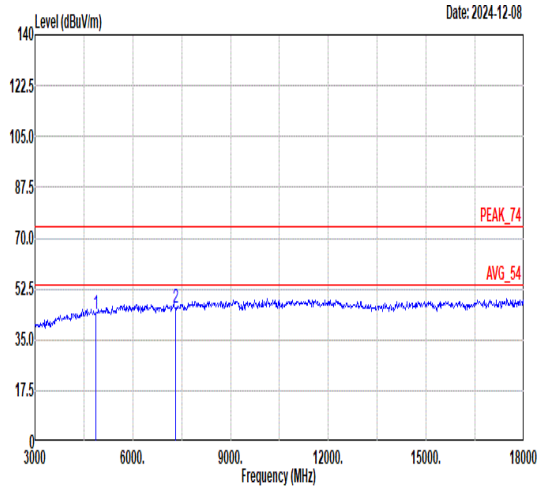 Freq Level Limit Line Margin Read Level Ant Factor Cable Loss Preamp Factor APos TPos Remark MHz dBuV/m dBuV/m dB dBuV dB/m dB dB cm deg 1 4874.00 43.78 74.00 -30.22 49.95 35.35 11.10 52.62 --- --- Peak 2 7311.00 45.73 74.00 -28.27 48.29 36.58 13.08 52.22 --- --- Peak	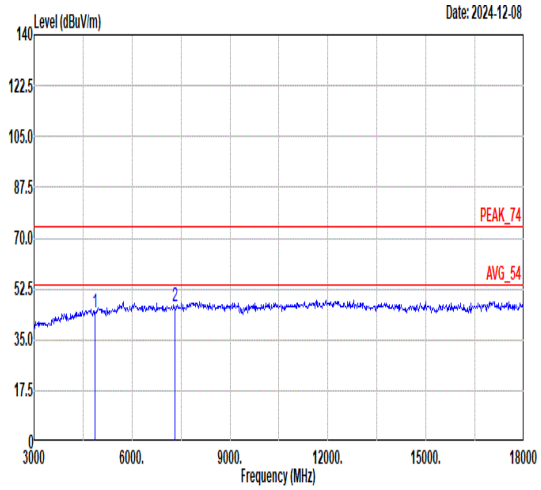 Freq Level Limit Line Margin Read Level Ant Factor Cable Loss Preamp Factor APos TPos Remark MHz dBuV/m dBuV/m dB dBuV dB/m dB dB cm deg 1 4874.00 44.29 74.00 -29.71 50.46 35.35 11.10 52.62 --- --- Peak 2 7311.00 46.61 74.00 -27.39 49.17 36.58 13.08 52.22 --- --- Peak

Mode	9	
	Band Edge	
	2400-2483.5_802.11be EHT20_CH11_Full_2462MHz	
ANT	6+7	
Pol.	Horizontal	Fundamental
Peak	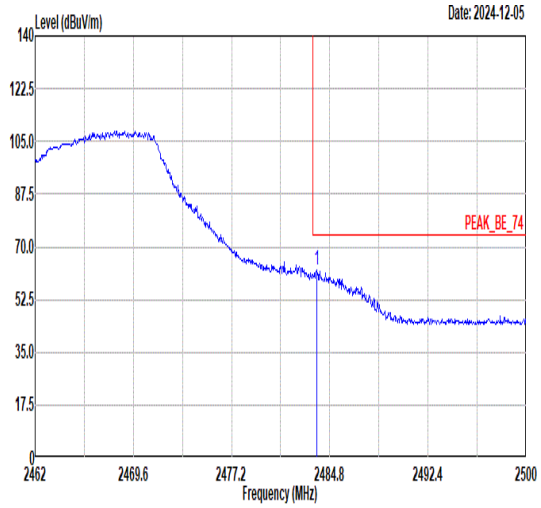 Freq Level Limit Line Margin (dB) Read Level Ant Factor Cable Loss Preamp Factor APos TPos Remark MHz dBuV/m dBuV/m dBuV dB/m dB dB cm deg 1 2483.77 62.52 74.00 -11.48 56.62 30.63 7.88 32.61 380 220 PEAK	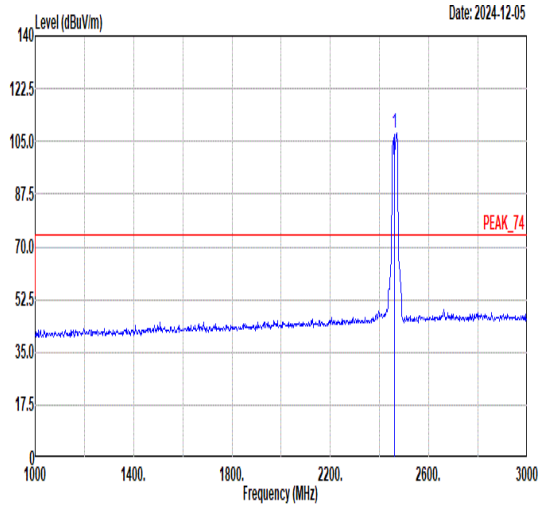 Freq Level Limit Line Margin (dB) Read Level Ant Factor Cable Loss Preamp Factor APos TPos Remark MHz dBuV/m dBuV/m dBuV dB/m dB dB cm deg 1 2462.00 107.94 ------ ------ 102.03 30.66 7.86 32.61 380 220 PEAK
Avg	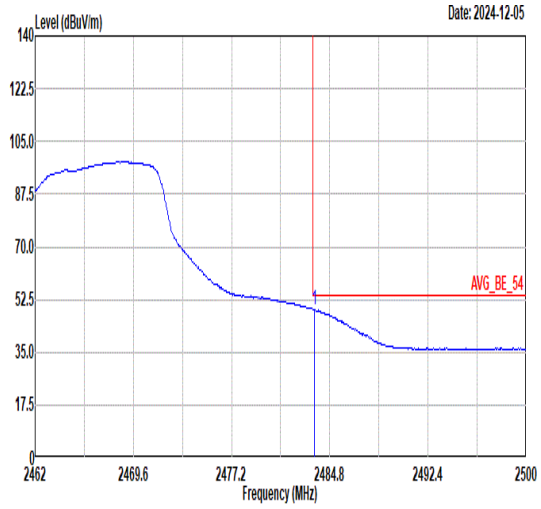 Freq Level Limit Line Margin (dB) Read Level Ant Factor Cable Loss Preamp Factor APos TPos Remark MHz dBuV/m dBuV/m dBuV dB/m dB dB cm deg 1 2483.58 49.10 54.00 -4.90 43.20 30.63 7.88 32.61 380 220 AVERAGE	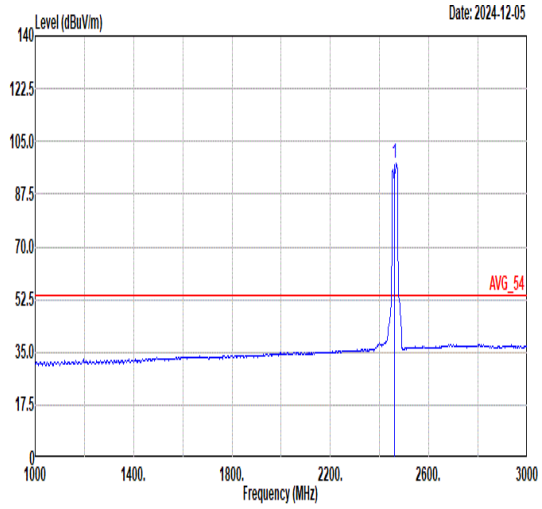 Freq Level Limit Line Margin (dB) Read Level Ant Factor Cable Loss Preamp Factor APos TPos Remark MHz dBuV/m dBuV/m dBuV dB/m dB dB cm deg 1 2462.00 97.50 ------ ------ 91.59 30.66 7.86 32.61 380 220 AVERAGE

Mode	9	
	Band Edge	
	2400-2483.5_802.11be EHT20_CH11_Full_2462MHz	
ANT	6+7	
Pol.	Vertical	Fundamental
Peak	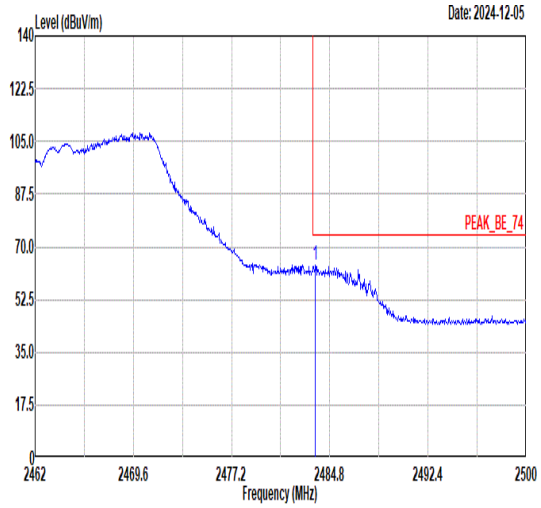 Freq Level Limit Line Margin (dB) Read Level Ant Factor Cable Loss Preamp Factor APos TPos Remark MHz dBuV/m dBuV/m dBuV dB/m dB dB cm deg 1 2483.70 63.74 74.00 -10.26 57.84 30.63 7.88 32.61 106 242 PEAK	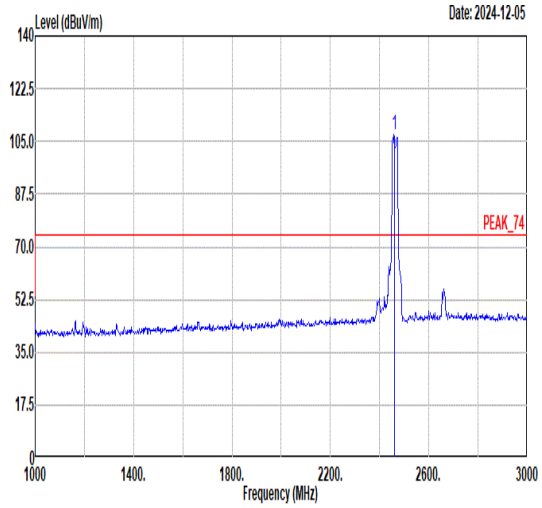 Freq Level Limit Line Margin (dB) Read Level Ant Factor Cable Loss Preamp Factor APos TPos Remark MHz dBuV/m dBuV/m dBuV dB/m dB dB cm deg 1 2462.00 107.26 ------ ------ 101.34 30.69 7.85 32.62 106 242 PEAK
Avg	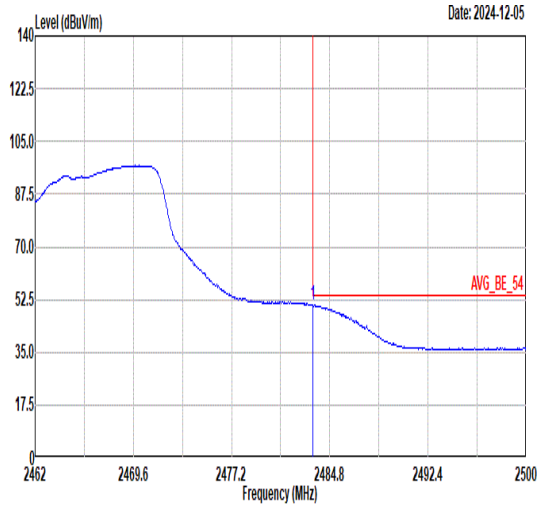 Freq Level Limit Line Margin (dB) Read Level Ant Factor Cable Loss Preamp Factor APos TPos Remark MHz dBuV/m dBuV/m dBuV dB/m dB dB cm deg 1 2483.51 50.63 54.00 -3.37 44.73 30.63 7.88 32.61 106 242 AVERAGE	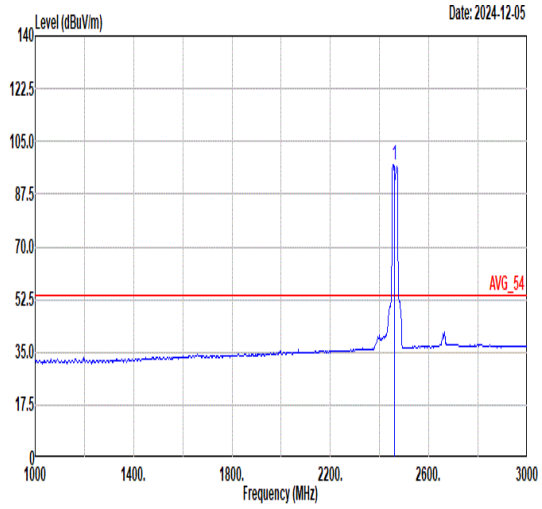 Freq Level Limit Line Margin (dB) Read Level Ant Factor Cable Loss Preamp Factor APos TPos Remark MHz dBuV/m dBuV/m dBuV dB/m dB dB cm deg 1 2462.00 97.06 ------ ------ 91.14 30.69 7.85 32.62 106 242 AVERAGE

Mode	9	
	Harmonic	
	2400-2483.5_802.11be EHT20_CH11_Full_2462MHz	
ANT	6+7	
Pol.	Horizontal	Vertical
Peak Avg	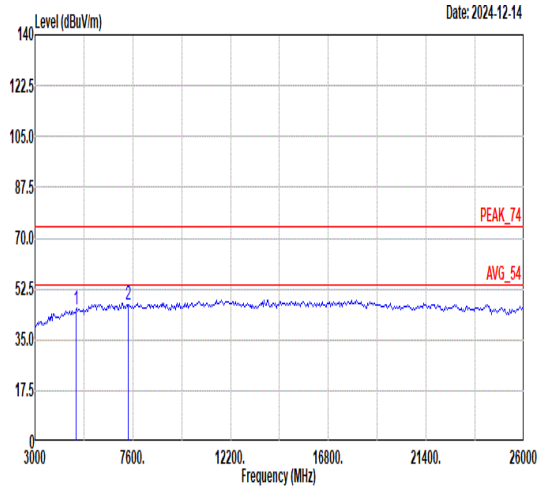 Freq Level Limit Line Margin Read Level Ant Factor Cable Loss Preamp Factor APos TPos Remark MHz dBuV/m dBuV/m dB dBuV dB/m dB dB cm deg 1 4924.00 45.17 74.00 -28.83 51.16 35.54 11.12 52.65 --- --- Peak 2 7386.00 47.14 74.00 -26.86 49.69 36.57 13.13 52.25 --- --- Peak	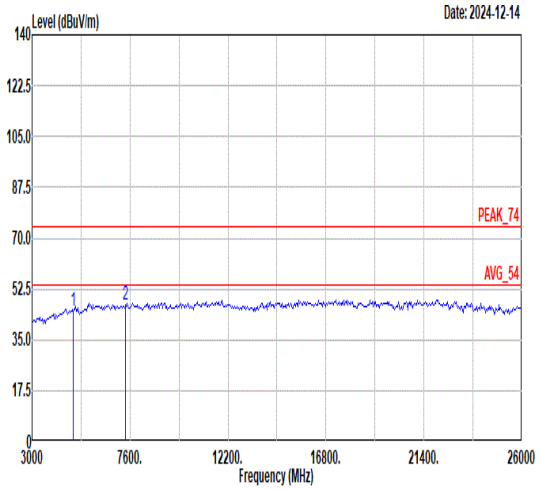 Freq Level Limit Line Margin Read Level Ant Factor Cable Loss Preamp Factor APos TPos Remark MHz dBuV/m dBuV/m dB dBuV dB/m dB dB cm deg 1 4924.00 45.15 74.00 -28.85 51.14 35.54 11.12 52.65 --- --- Peak 2 7386.00 46.85 74.00 -27.15 49.40 36.57 13.13 52.25 --- --- Peak

Mode	10	
	Band Edge - L	
	2400-2483.5_802.11be EHT40_CH03_2422MHz	
ANT	6+7	
Pol.	Horizontal	Fundamental
Peak	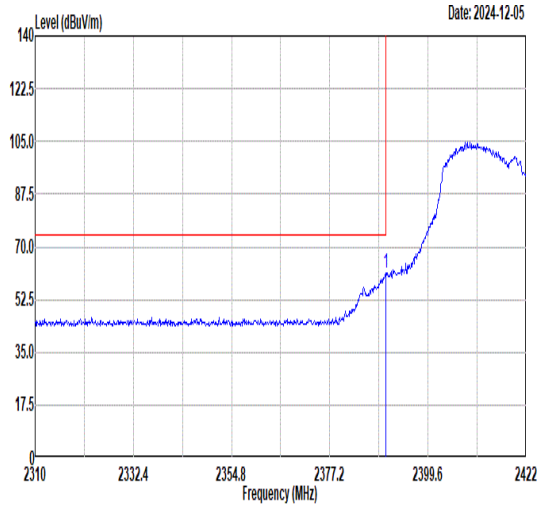 Freq Level Limit Line Margin (dB) Read Level Ant Factor Cable Loss Preamp Factor APos TPos Remark MHz dBuV/m dBuV/m dBuV dB/m dB dB cm deg 1 2389.97 61.21 74.00 -12.79 55.49 30.60 7.76 32.64 364 217 PEAK	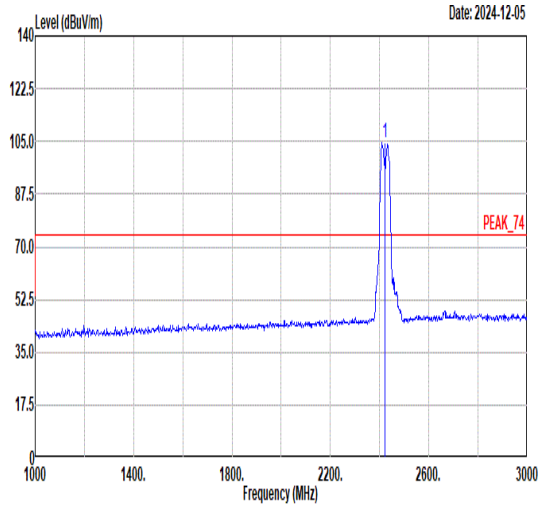 Freq Level Limit Line Margin (dB) Read Level Ant Factor Cable Loss Preamp Factor APos TPos Remark MHz dBuV/m dBuV/m dBuV dB/m dB dB cm deg 1 2422.00 104.66 ------ ------ 98.87 30.62 7.81 32.64 364 217 PEAK
Avg	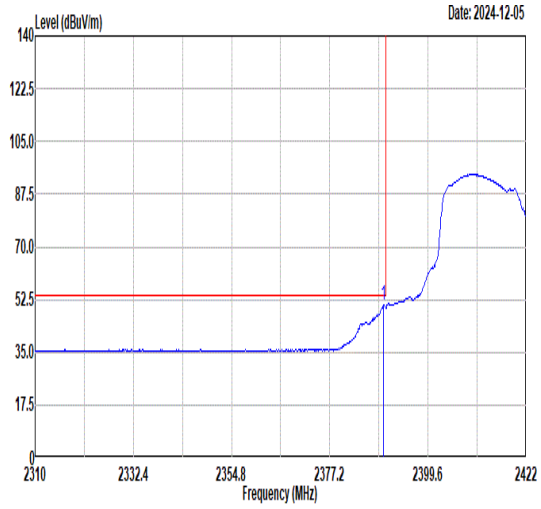 Freq Level Limit Line Margin (dB) Read Level Ant Factor Cable Loss Preamp Factor APos TPos Remark MHz dBuV/m dBuV/m dBuV dB/m dB dB cm deg 1 2389.52 50.60 54.00 -3.40 44.88 30.60 7.76 32.64 364 217 AVERAGE	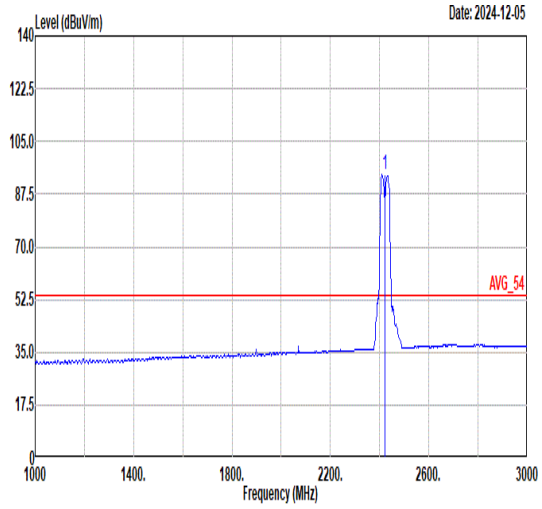 Freq Level Limit Line Margin (dB) Read Level Ant Factor Cable Loss Preamp Factor APos TPos Remark MHz dBuV/m dBuV/m dBuV dB/m dB dB cm deg 1 2422.00 93.92 ------ ------ 88.13 30.62 7.81 32.64 364 217 AVERAGE

Mode	10	
	Band Edge - R	
	2400-2483.5_802.11be EHT40_CH03_2422MHz	
ANT	6+7	
Pol.	Horizontal	Fundamental
Peak	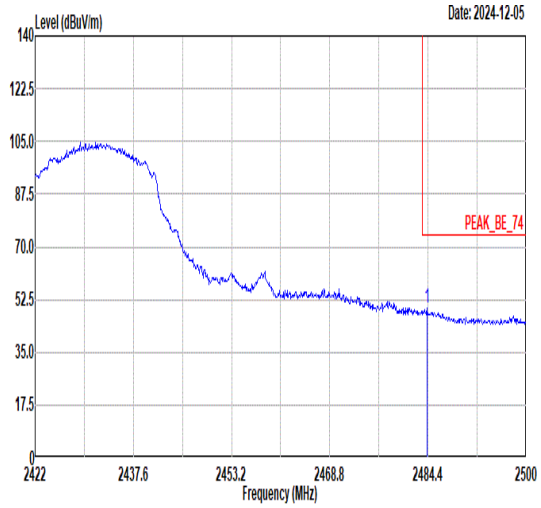 Freq Level Limit Line Margin (dB) Read Level Ant Factor Cable Loss Preamp Factor APos TPos Remark MHz dBuV/m dBuV/m dBuV dB/m dB dB cm deg 1 2484.24 49.55 74.00 -24.45 43.65 30.63 7.88 32.61 364 217 PEAK	Blank
Avg	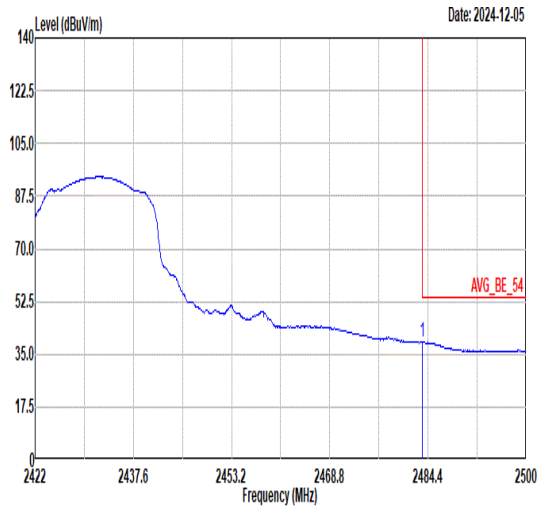 Freq Level Limit Line Margin (dB) Read Level Ant Factor Cable Loss Preamp Factor APos TPos Remark MHz dBuV/m dBuV/m dBuV dB/m dB dB cm deg 1 2483.54 39.10 54.00 -14.90 33.20 30.63 7.88 32.61 364 217 AVERAGE	Blank

Mode	10	
	Band Edge - L	
	2400-2483.5_802.11be EHT40_CH03_2422MHz	
ANT	6+7	
Pol.	Vertical	Fundamental
Peak	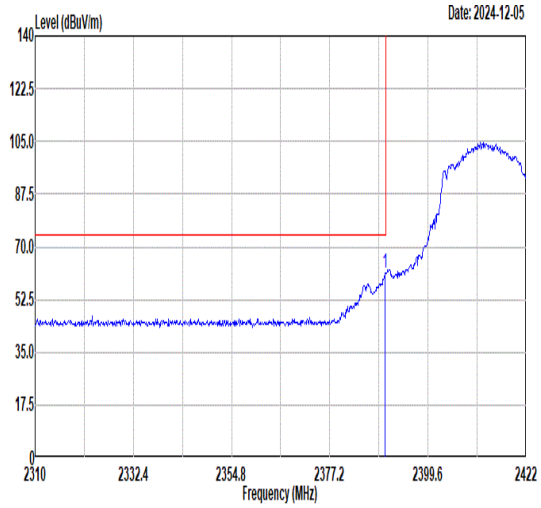 Freq Level Limit Line Margin (dB) Read Level Ant Factor Cable Loss Preamp Factor APos TPos Remark MHz dBuV/m dBuV/m dBuV dB/m dB dB cm deg 1 2389.86 61.32 74.00 -12.68 55.60 30.60 7.76 32.64 106 246 PEAK	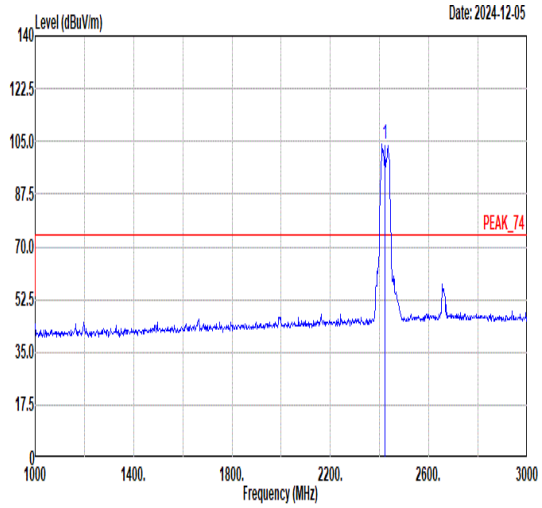 Freq Level Limit Line Margin (dB) Read Level Ant Factor Cable Loss Preamp Factor APos TPos Remark MHz dBuV/m dBuV/m dBuV dB/m dB dB cm deg 1 2422.00 104.02 ------ ------ 98.23 30.62 7.81 32.64 106 246 PEAK
Avg	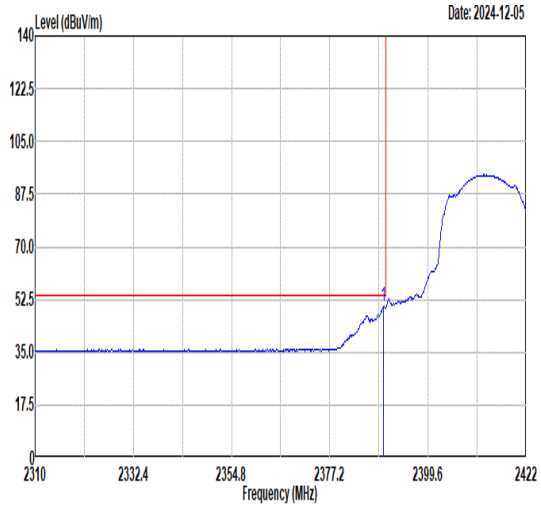 Freq Level Limit Line Margin (dB) Read Level Ant Factor Cable Loss Preamp Factor APos TPos Remark MHz dBuV/m dBuV/m dBuV dB/m dB dB cm deg 1 2389.52 50.04 54.00 -3.96 44.32 30.60 7.76 32.64 106 246 AVERAGE	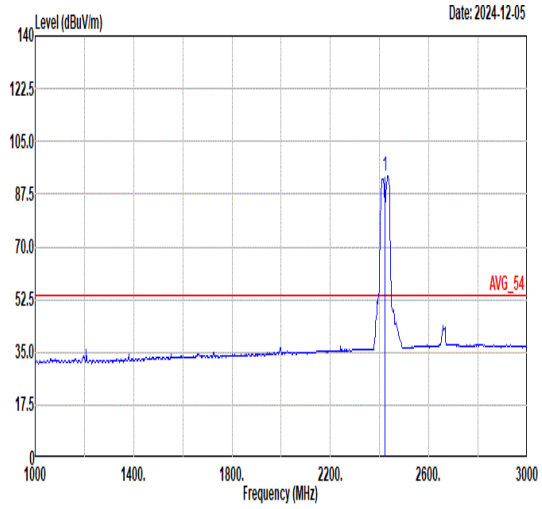 Freq Level Limit Line Margin (dB) Read Level Ant Factor Cable Loss Preamp Factor APos TPos Remark MHz dBuV/m dBuV/m dBuV dB/m dB dB cm deg 1 2422.00 93.51 ------ ------ 87.64 30.67 7.83 32.63 106 246 AVERAGE

Mode	10	
	Band Edge - R	
	2400-2483.5_802.11be EHT40_CH03_2422MHz	
ANT	6+7	
Pol.	Vertical	Fundamental
Peak	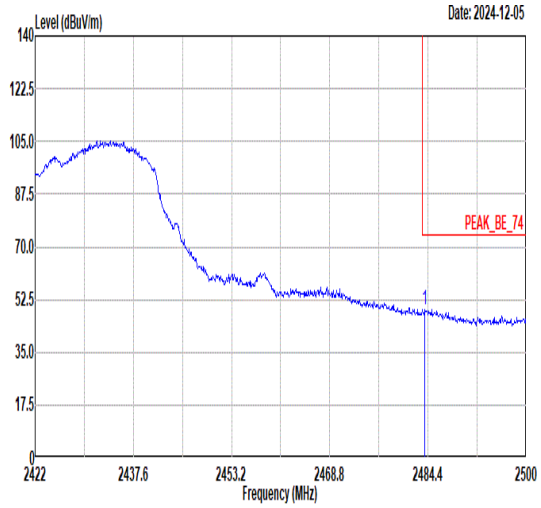 Freq Level Limit Line Margin (dB) Read Level Ant Factor Cable Loss Preamp Factor APos TPos Remark MHz dBuV/m dBuV/m dBuV dB/m dB dB cm deg 1 2483.85 49.26 74.00 -24.74 43.36 30.63 7.88 32.61 106 246 PEAK	Blank
Avg	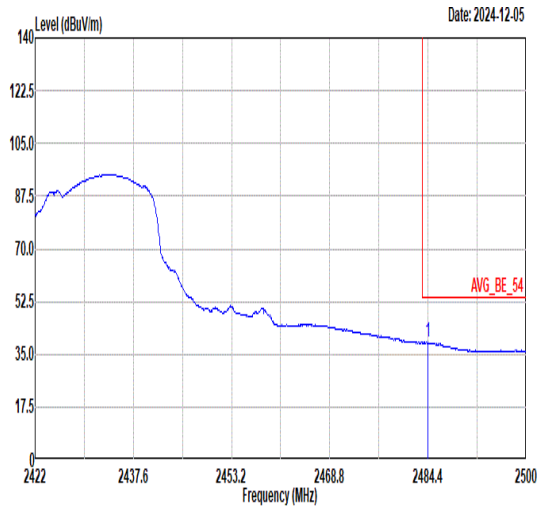 Freq Level Limit Line Margin (dB) Read Level Ant Factor Cable Loss Preamp Factor APos TPos Remark MHz dBuV/m dBuV/m dBuV dB/m dB dB cm deg 1 2484.32 39.04 54.00 -14.96 33.14 30.63 7.88 32.61 106 246 AVERAGE	Blank

Mode	10	
	Harmonic	
	2400-2483.5_802.11be EHT40_CH03_2422MHz	
ANT	6+7	
Pol.	Horizontal	Vertical
Peak Avg	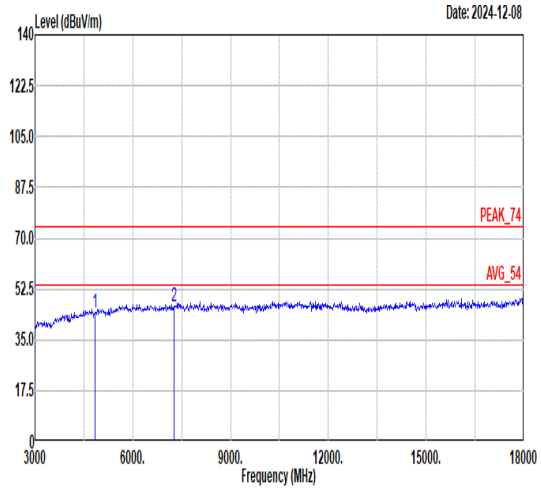 Freq Level Limit Line Margin Read Level Ant Factor Cable Loss Preamp Factor APos TPos Remark MHz dBuV/m dBuV/m dB dBuV dB/m dB dB cm deg 1 4844.00 44.22 74.00 -29.78 50.44 35.30 11.09 52.61 --- --- Peak 2 7266.00 46.45 74.00 -27.55 49.01 36.60 13.05 52.21 --- --- Peak	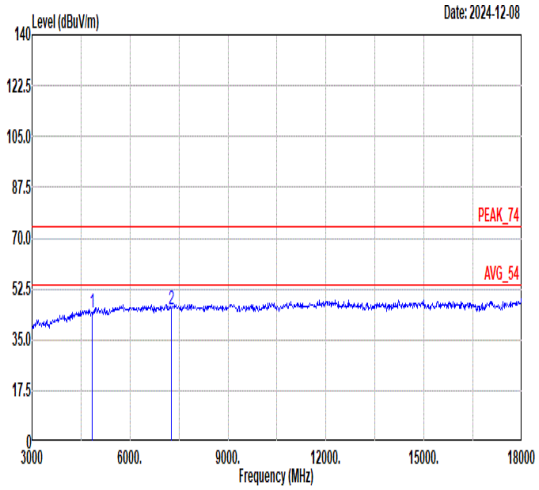 Freq Level Limit Line Margin Read Level Ant Factor Cable Loss Preamp Factor APos TPos Remark MHz dBuV/m dBuV/m dB dBuV dB/m dB dB cm deg 1 4844.00 44.58 74.00 -29.42 50.80 35.30 11.09 52.61 --- --- Peak 2 7266.00 45.45 74.00 -28.55 48.01 36.60 13.05 52.21 --- --- Peak

Mode	11	
	Band Edge - L	
	2400-2483.5_802.11be EHT40_CH06_2437MHz	
ANT	6+7	
Pol.	Horizontal	Fundamental
Peak	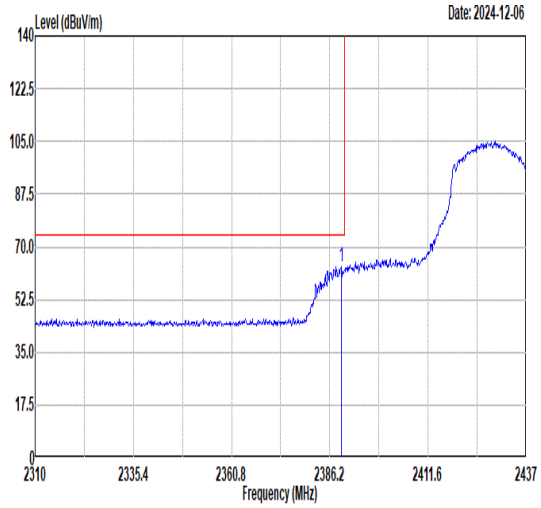 Freq Level Limit Line Margin (dB) Read Level Ant Factor Cable Loss Preamp Factor APos TPos Remark MHz dBuV/m dBuV/m dBuV dB/m dB dB cm deg 1 2389.12 63.39 74.00 -10.61 57.67 30.60 7.76 32.64 366 216 PEAK	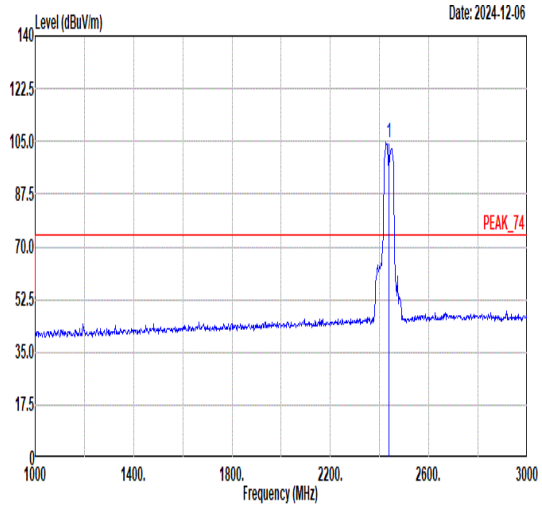 Freq Level Limit Line Margin (dB) Read Level Ant Factor Cable Loss Preamp Factor APos TPos Remark MHz dBuV/m dBuV/m dBuV dB/m dB dB cm deg 1 2437.00 104.40 ------ ------ 98.56 30.65 7.82 32.63 366 216 PEAK
Avg	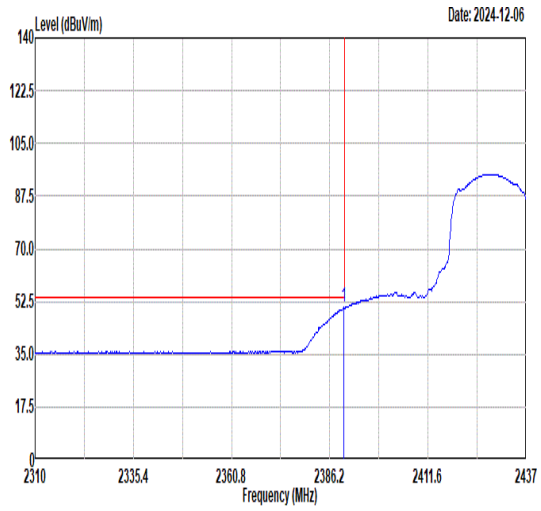 Freq Level Limit Line Margin (dB) Read Level Ant Factor Cable Loss Preamp Factor APos TPos Remark MHz dBuV/m dBuV/m dBuV dB/m dB dB cm deg 1 2389.88 50.52 54.00 -3.48 44.80 30.60 7.76 32.64 366 216 AVERAGE	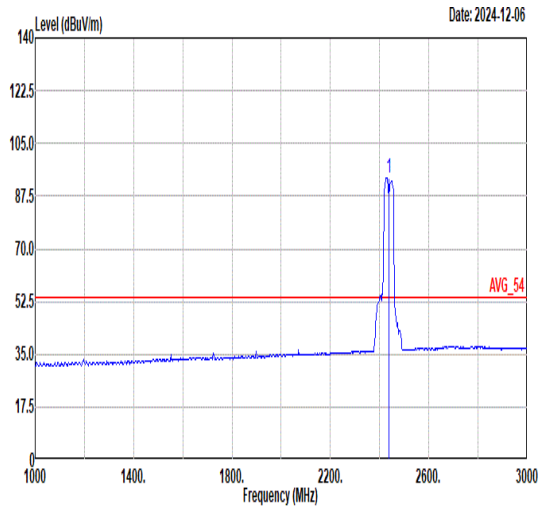 Freq Level Limit Line Margin (dB) Read Level Ant Factor Cable Loss Preamp Factor APos TPos Remark MHz dBuV/m dBuV/m dBuV dB/m dB dB cm deg 1 2437.00 93.58 ------ ------ 87.73 30.66 7.82 32.63 366 216 AVERAGE

Mode	11	
	Band Edge - R	
	2400-2483.5_802.11be EHT40_CH06_2437MHz	
ANT	6+7	
Pol.	Horizontal	Fundamental
Peak	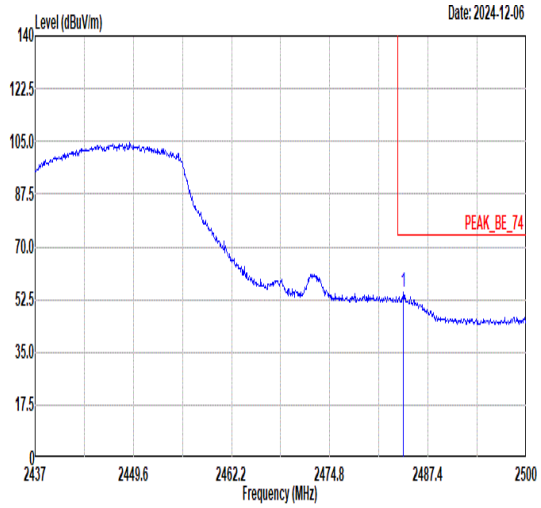 Freq Level Limit Line Margin (dB) Read Level Ant Factor Cable Loss Preamp Factor APos TPos Remark MHz dBuV/m dBuV/m dBuV dB/m dB dB cm deg 1 2484.25 54.78 74.00 -19.22 48.88 30.63 7.88 32.61 366 216 PEAK	Blank
Avg	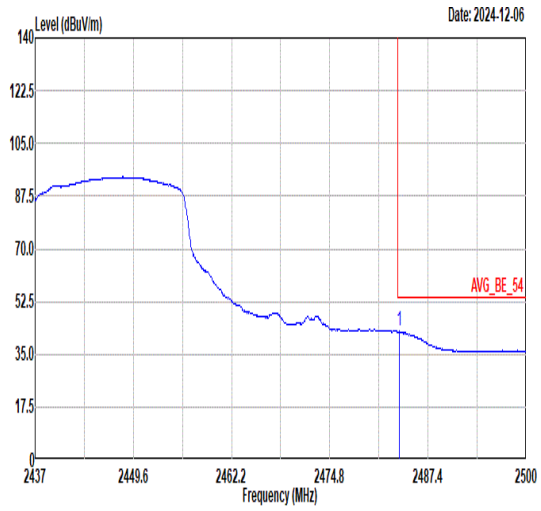 Freq Level Limit Line Margin (dB) Read Level Ant Factor Cable Loss Preamp Factor APos TPos Remark MHz dBuV/m dBuV/m dBuV dB/m dB dB cm deg 1 2483.68 42.57 54.00 -11.43 36.67 30.63 7.88 32.61 366 216 AVERAGE	Blank

Mode	11	
	Band Edge - L	
	2400-2483.5_802.11be EHT40_CH06_2437MHz	
ANT	6+7	
Pol.	Vertical	Fundamental
Peak	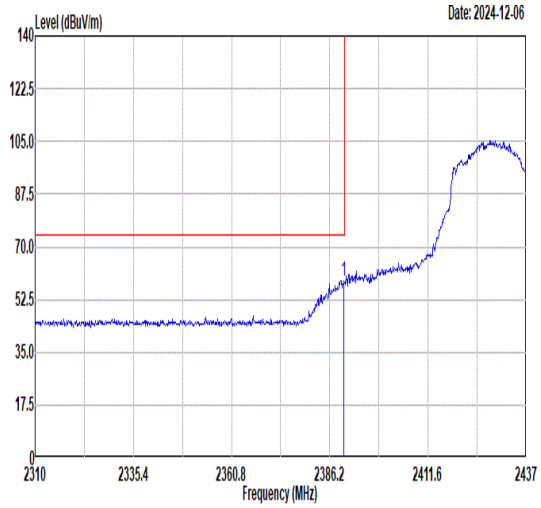 Freq Level Limit Line Margin (dB) Read Level Ant Factor Cable Loss Preamp Factor APos TPos Remark MHz dBuV/m dBuV/m dBuV dB/m dB dB cm deg 1 2389.88 58.90 74.00 -15.10 53.18 30.60 7.76 32.64 100 244 PEAK	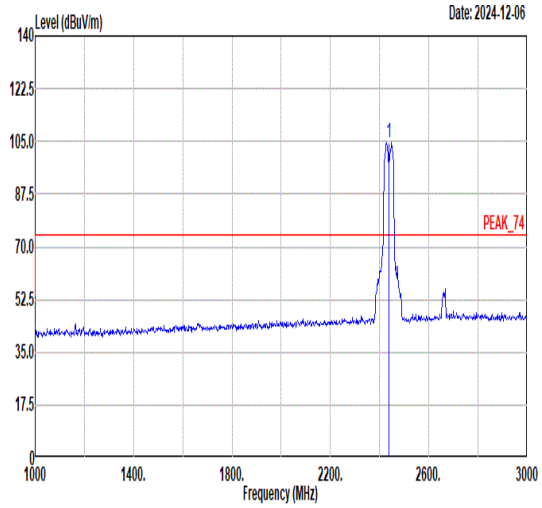 Freq Level Limit Line Margin (dB) Read Level Ant Factor Cable Loss Preamp Factor APos TPos Remark MHz dBuV/m dBuV/m dBuV dB/m dB dB cm deg 1 2437.00 104.53 ------ ------ 98.68 30.66 7.82 32.63 100 244 PEAK
Avg	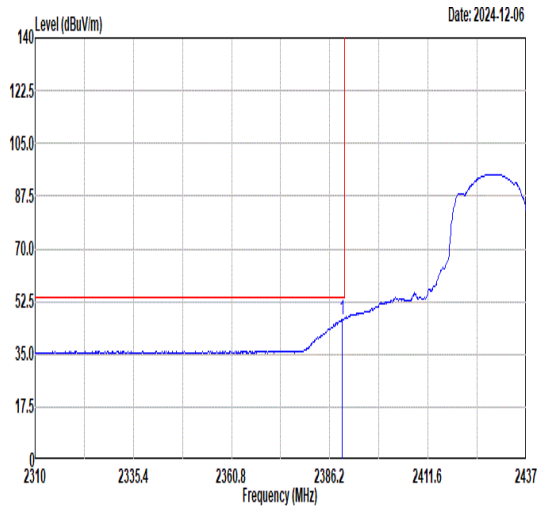 Freq Level Limit Line Margin (dB) Read Level Ant Factor Cable Loss Preamp Factor APos TPos Remark MHz dBuV/m dBuV/m dBuV dB/m dB dB cm deg 1 2389.38 46.52 54.00 -7.48 40.80 30.60 7.76 32.64 100 244 AVERAGE	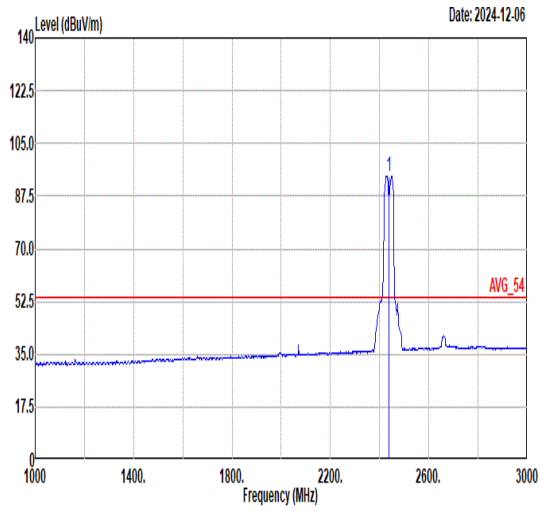 Freq Level Limit Line Margin (dB) Read Level Ant Factor Cable Loss Preamp Factor APos TPos Remark MHz dBuV/m dBuV/m dBuV dB/m dB dB cm deg 1 2437.00 94.03 ------ ------ 88.18 30.66 7.82 32.63 100 244 AVERAGE

Mode	11	
	Band Edge - R	
	2400-2483.5_802.11be EHT40_CH06_2437MHz	
ANT	6+7	
Pol.	Vertical	Fundamental
Peak	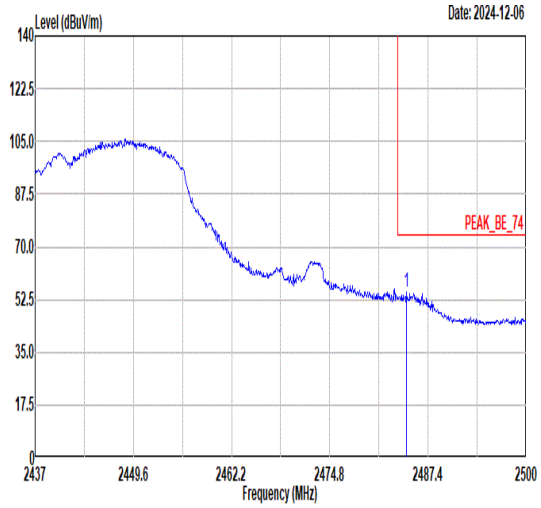 Freq Level Limit Line Margin (dB) Read Level Ant Factor Cable Loss Preamp Factor APos TPos Remark MHz dBuV/m dBuV/m dBuV dB/m dB dB cm deg 1 2484.63 55.00 74.00 -19.00 49.10 30.63 7.88 32.61 100 244 PEAK	Blank
Avg	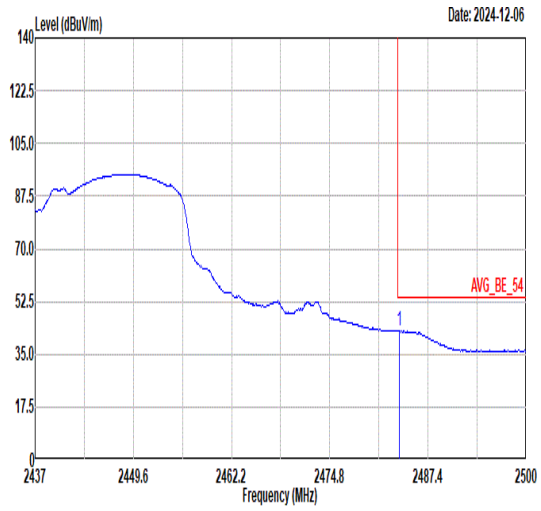 Freq Level Limit Line Margin (dB) Read Level Ant Factor Cable Loss Preamp Factor APos TPos Remark MHz dBuV/m dBuV/m dBuV dB/m dB dB cm deg 1 2483.68 42.87 54.00 -11.13 36.97 30.63 7.88 32.61 100 244 AVERAGE	Blank

Mode	11	
	Harmonic	
	2400-2483.5_802.11be EHT40_CH06_2437MHz	
ANT	6+7	
Pol.	Horizontal	Vertical
Peak Avg	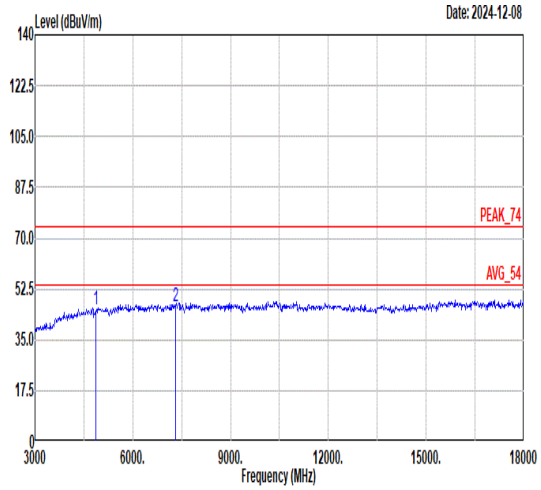 Freq Level Limit Line Margin Read Level Ant Factor Cable Loss Preamp Factor APos TPos Remark MHz dBuV/m dBuV/m dB dBuV dB/m dB dB cm deg 1 4874.00 45.22 74.00 -28.78 51.39 35.35 11.10 52.62 --- --- Peak 2 7311.00 46.32 74.00 -27.68 48.88 36.58 13.08 52.22 --- --- Peak	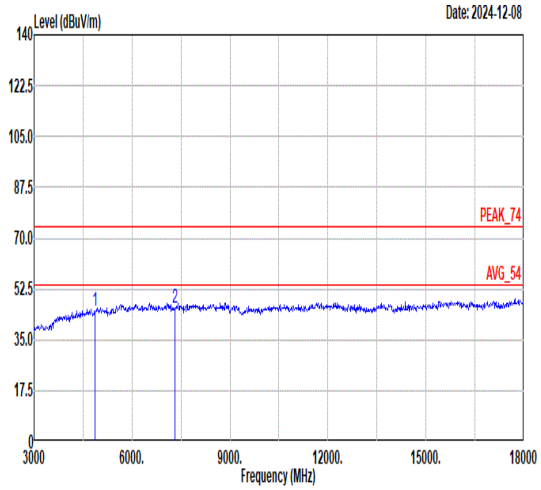 Freq Level Limit Line Margin Read Level Ant Factor Cable Loss Preamp Factor APos TPos Remark MHz dBuV/m dBuV/m dB dBuV dB/m dB dB cm deg 1 4874.00 44.90 74.00 -29.10 51.07 35.35 11.10 52.62 --- --- Peak 2 7311.00 46.12 74.00 -27.88 48.68 36.58 13.08 52.22 --- --- Peak

Mode	12	
	Band Edge - L	
	2400-2483.5_802.11be EHT40_CH09_2452MHz	
ANT	6+7	
Pol.	Horizontal	Fundamental
Peak	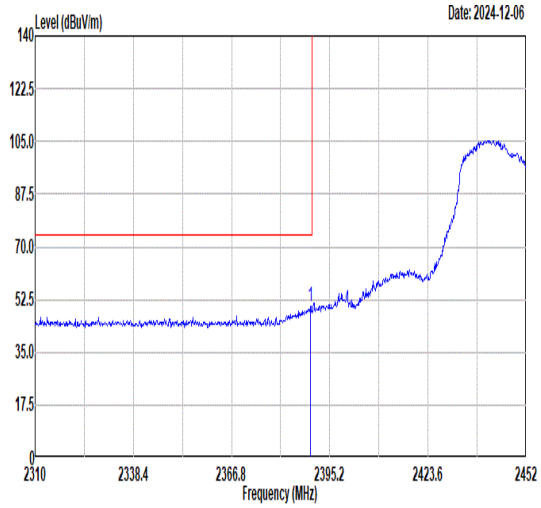 Freq Level Limit Line Margin (dB) Read Level Ant Factor Cable Loss Preamp Factor APos TPos Remark MHz dBuV/m dBuV/m dBuV dB/m dB dB cm deg 1 2389.52 50.19 74.00 -23.81 44.47 30.60 7.76 32.64 378 219 PEAK	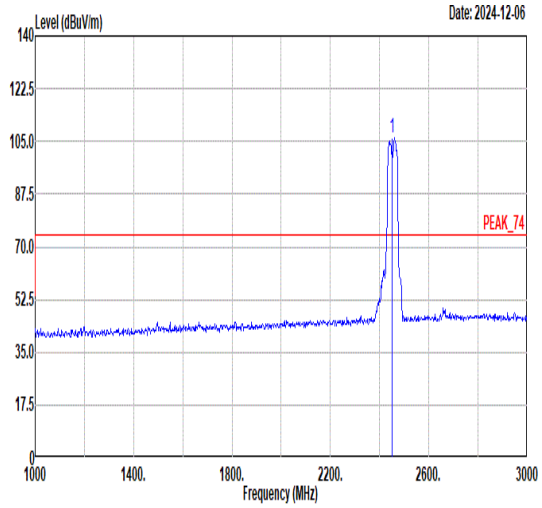 Freq Level Limit Line Margin (dB) Read Level Ant Factor Cable Loss Preamp Factor APos TPos Remark MHz dBuV/m dBuV/m dBuV dB/m dB dB cm deg 1 2452.00 106.30 ------ ------ 100.39 30.68 7.85 32.62 378 219 PEAK
Avg	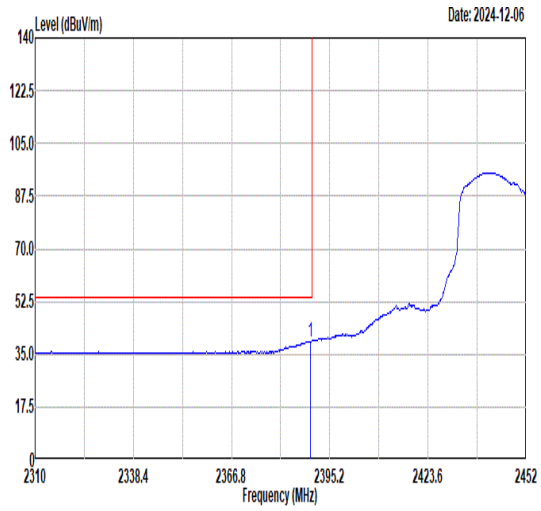 Freq Level Limit Line Margin (dB) Read Level Ant Factor Cable Loss Preamp Factor APos TPos Remark MHz dBuV/m dBuV/m dBuV dB/m dB dB cm deg 1 2389.66 39.35 54.00 -14.65 33.63 30.60 7.76 32.64 378 219 AVERAGE	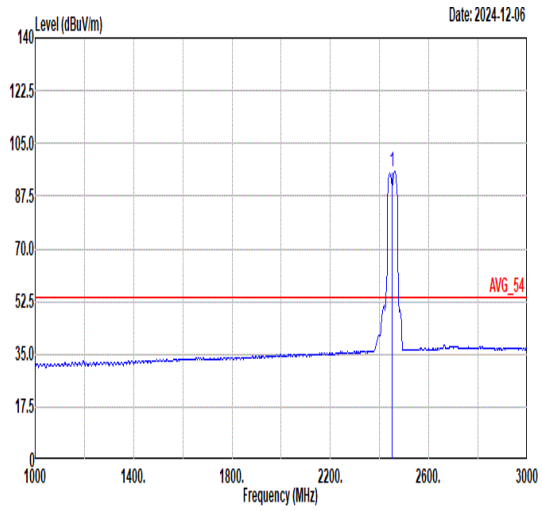 Freq Level Limit Line Margin (dB) Read Level Ant Factor Cable Loss Preamp Factor APos TPos Remark MHz dBuV/m dBuV/m dBuV dB/m dB dB cm deg 1 2452.00 95.78 ------ ------ 89.86 30.68 7.86 32.62 378 219 AVERAGE

Mode	12	
	Band Edge - R	
	2400-2483.5_802.11be EHT40_CH09_2452MHz	
ANT	6+7	
Pol.	Horizontal	Fundamental
Peak	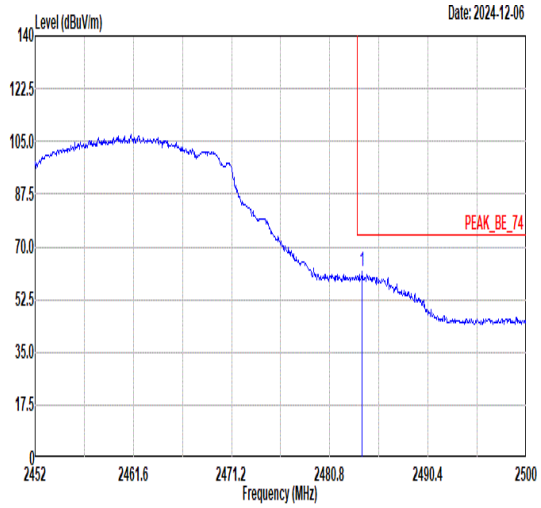 Freq Level Limit Line Margin (dB) Read Level Ant Factor Cable Loss Preamp Factor APos TPos Remark MHz dBuV/m dBuV/m dBuV dB/m dB dB cm deg 1 2483.97 62.07 74.00 -11.93 56.17 30.63 7.88 32.61 378 219 PEAK	Blank
Avg	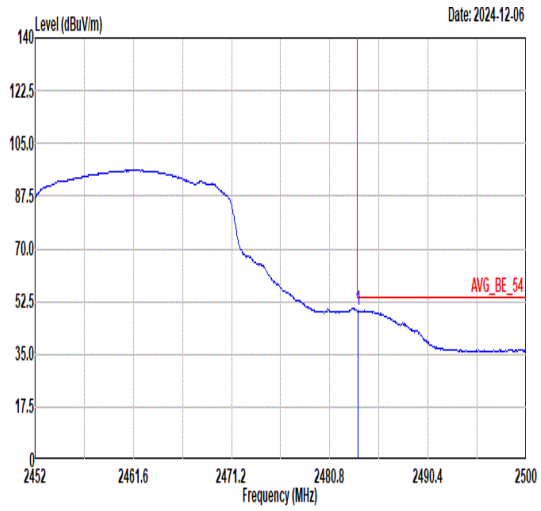 Freq Level Limit Line Margin (dB) Read Level Ant Factor Cable Loss Preamp Factor APos TPos Remark MHz dBuV/m dBuV/m dBuV dB/m dB dB cm deg 1 2483.54 49.48 54.00 -4.52 43.58 30.63 7.88 32.61 378 219 AVERAGE	Blank

Mode	12	
	Band Edge - L	
	2400-2483.5_802.11be EHT40_CH09_2452MHz	
ANT	6+7	
Pol.	Vertical	Fundamental
Peak	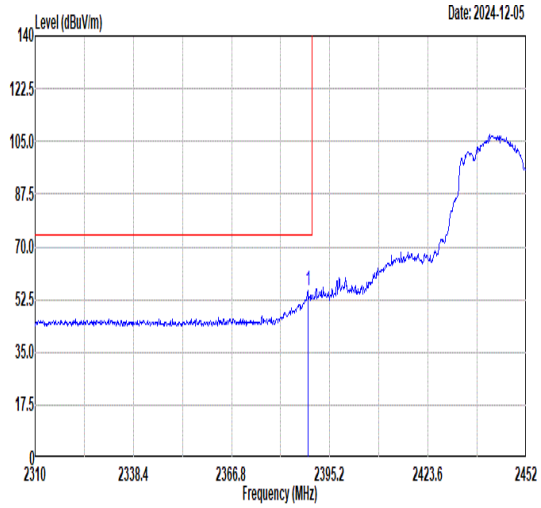 Freq Level Limit Line Margin (dB) Read Level Ant Factor Cable Loss Preamp Factor APos TPos Remark MHz dBuV/m dBuV/m dBuV dB/m dB dB cm deg 1 2388.81 55.61 74.00 -18.39 49.89 30.60 7.76 32.64 111 244 PEAK	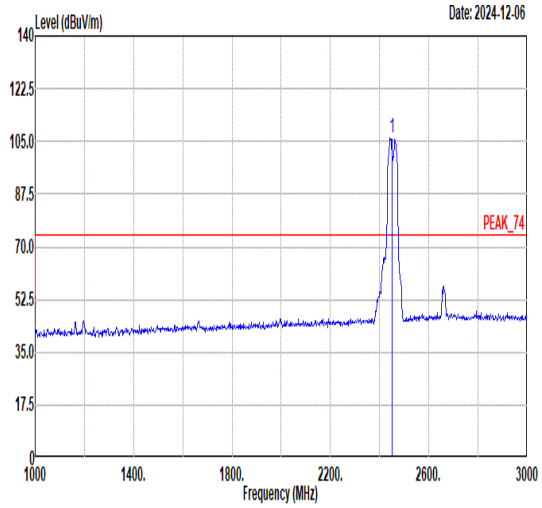 Freq Level Limit Line Margin (dB) Read Level Ant Factor Cable Loss Preamp Factor APos TPos Remark MHz dBuV/m dBuV/m dBuV dB/m dB dB cm deg 1 2452.00 106.12 ------ ------ 100.22 30.68 7.84 32.62 111 244 PEAK
Avg	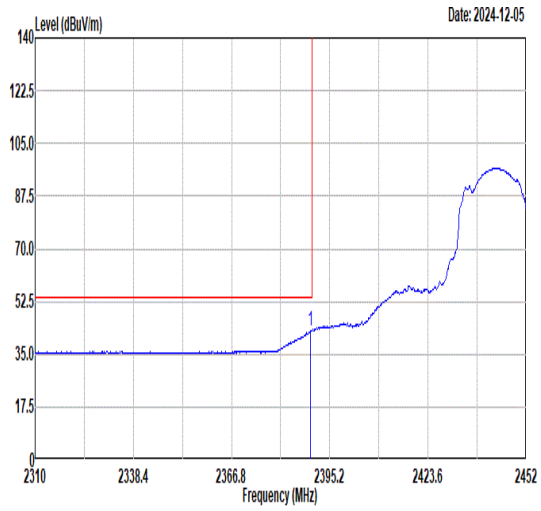 Freq Level Limit Line Margin (dB) Read Level Ant Factor Cable Loss Preamp Factor APos TPos Remark MHz dBuV/m dBuV/m dBuV dB/m dB dB cm deg 1 2389.52 42.72 54.00 -11.28 37.00 30.60 7.76 32.64 111 244 AVERAGE	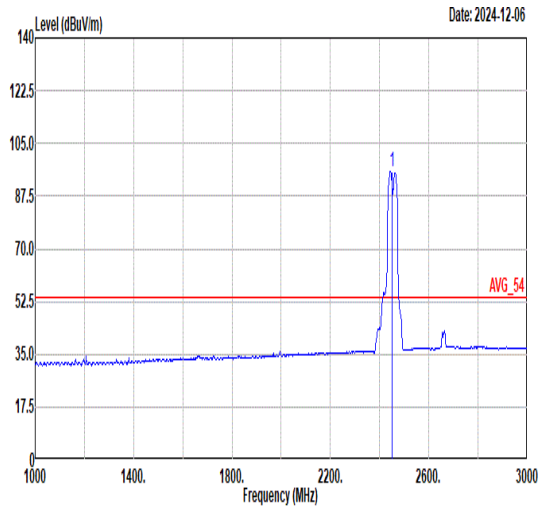 Freq Level Limit Line Margin (dB) Read Level Ant Factor Cable Loss Preamp Factor APos TPos Remark MHz dBuV/m dBuV/m dBuV dB/m dB dB cm deg 1 2452.00 95.52 ------ ------ 89.62 30.68 7.84 32.62 111 244 AVERAGE

Mode	12	
	Band Edge - R	
	2400-2483.5_802.11be EHT40_CH09_2452MHz	
ANT	6+7	
Pol.	Vertical	Fundamental
Peak	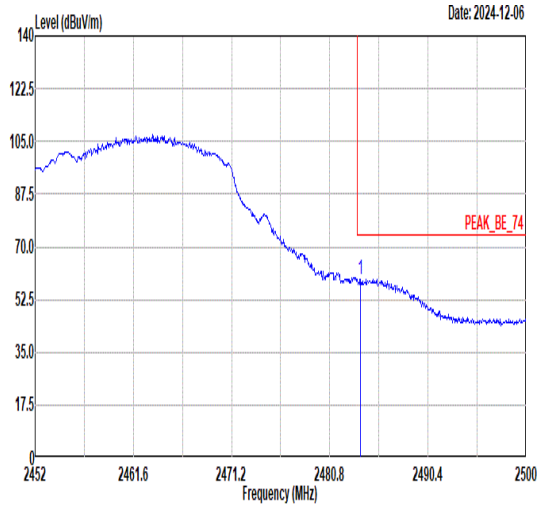 Freq Level Limit Line Margin (dB) Read Level Ant Factor Cable Loss Preamp Factor APos TPos Remark MHz dBuV/m dBuV/m dBuV dB/m dB dB cm deg 1 2483.82 59.14 74.00 -14.86 53.24 30.63 7.88 32.61 111 244 PEAK	Blank
Avg	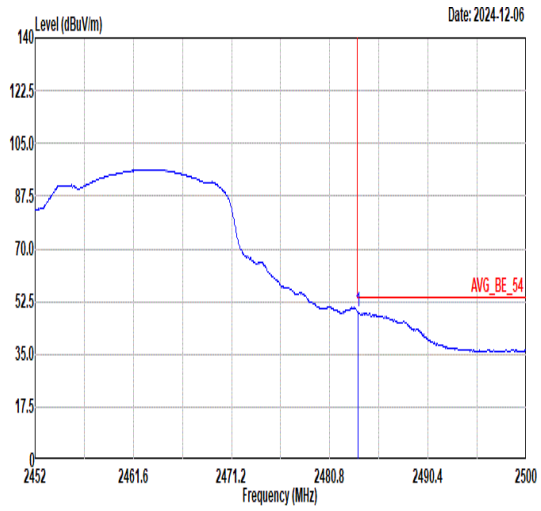 Freq Level Limit Line Margin (dB) Read Level Ant Factor Cable Loss Preamp Factor APos TPos Remark MHz dBuV/m dBuV/m dBuV dB/m dB dB cm deg 1 2483.54 49.08 54.00 -4.92 43.18 30.63 7.88 32.61 111 244 AVERAGE	Blank

Mode	12	
	Harmonic	
	2400-2483.5_802.11be EHT40_CH09_2452MHz	
ANT	6+7	
Pol.	Horizontal	Vertical
Peak Avg	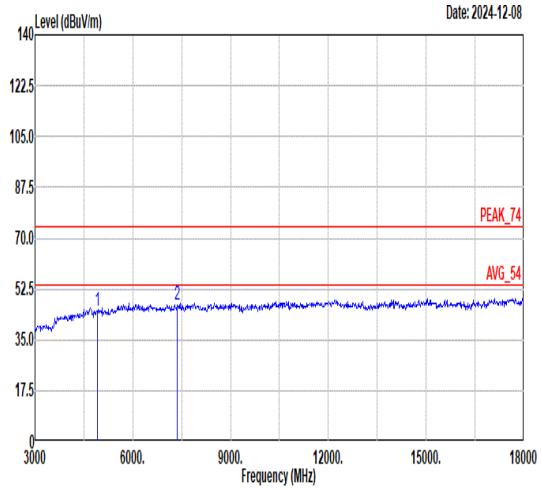 Freq Level Limit Line Margin Read Level Ant Factor Cable Loss Preamp Factor APos TPos Remark MHz dBuV/m dBuV/m dB dBuV dB/m dB dB cm deg 1 4904.00 44.96 74.00 -29.04 51.07 35.42 11.11 52.64 --- --- Peak 2 7356.00 46.90 74.00 -27.10 49.52 36.51 13.11 52.24 --- --- Peak	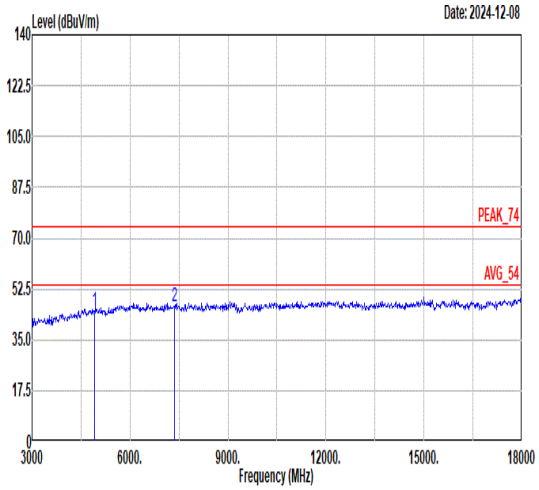 Freq Level Limit Line Margin Read Level Ant Factor Cable Loss Preamp Factor APos TPos Remark MHz dBuV/m dBuV/m dB dBuV dB/m dB dB cm deg 1 4904.00 45.07 74.00 -28.93 51.18 35.42 11.11 52.64 --- --- Peak 2 7356.00 46.51 74.00 -27.49 49.13 36.51 13.11 52.24 --- --- Peak

Mode	13	
	Band Edge	
	2400-2483.5_802.11be EHT20_CH01_Single RU 26/0_2412MHz	
ANT	6+7	
Pol.	Horizontal	Fundamental
Peak	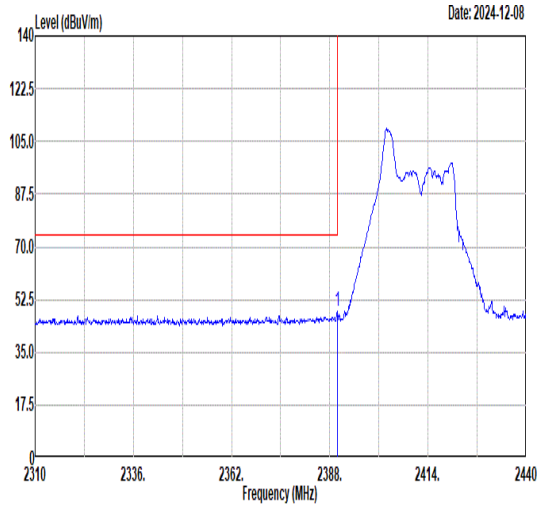 Freq Level Limit Line Margin (dB) Read Level Ant Factor Cable Loss Preamp Factor APos TPos Remark MHz dBuV/m dBuV/m dBuV dB/m dB dB cm deg 1 2389.95 48.62 74.00 -25.38 42.90 30.60 7.76 32.64 368 163 PEAK	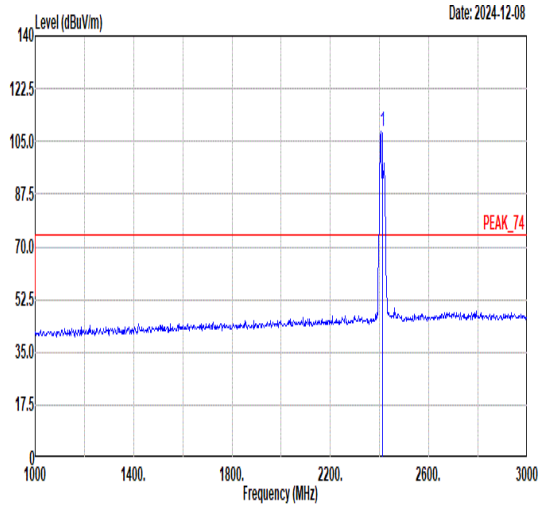 Freq Level Limit Line Margin (dB) Read Level Ant Factor Cable Loss Preamp Factor APos TPos Remark MHz dBuV/m dBuV/m dBuV dB/m dB dB cm deg 1 2412.00 108.24 ------ ------ 102.47 30.61 7.80 32.64 368 163 PEAK
Avg	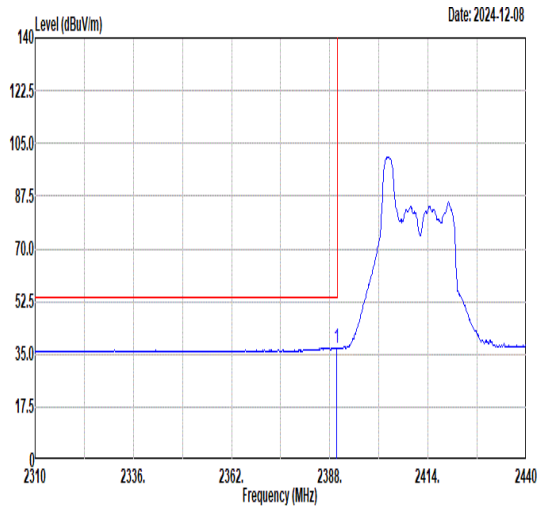 Freq Level Limit Line Margin (dB) Read Level Ant Factor Cable Loss Preamp Factor APos TPos Remark MHz dBuV/m dBuV/m dBuV dB/m dB dB cm deg 1 2389.82 37.10 54.00 -16.90 31.38 30.60 7.76 32.64 368 163 AVERAGE	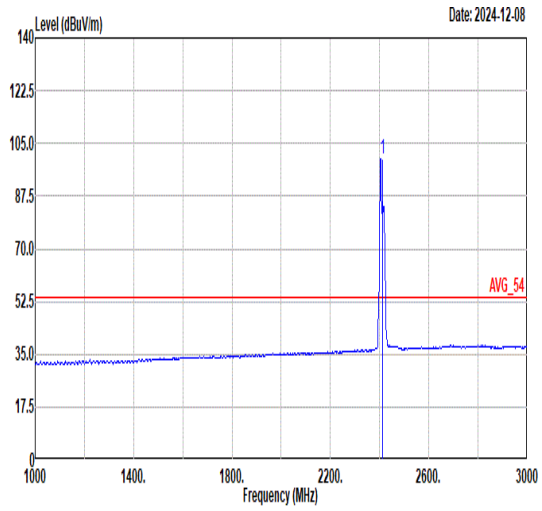 Freq Level Limit Line Margin (dB) Read Level Ant Factor Cable Loss Preamp Factor APos TPos Remark MHz dBuV/m dBuV/m dBuV dB/m dB dB cm deg 1 2412.00 100.07 ------ ------ 94.30 30.61 7.80 32.64 368 163 AVERAGE

Mode	13	
	Band Edge	
	2400-2483.5_802.11be EHT20_CH01_Single RU 26/0_2412MHz	
ANT	6+7	
Pol.	Vertical	Fundamental
Peak	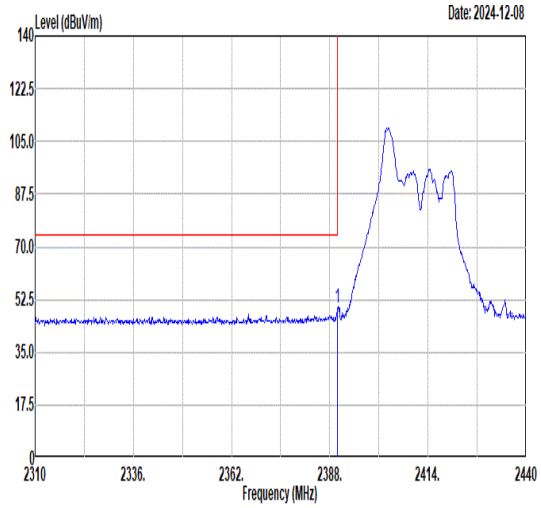 Freq Level Limit Line Margin (dB) Read Level Ant Factor Cable Loss Preamp Factor APos TPos Remark MHz dBuV/m dBuV/m dBuV dB/m dB dB cm deg 1 2389.95 49.82 74.00 -24.18 44.10 30.60 7.76 32.64 100 249 PEAK	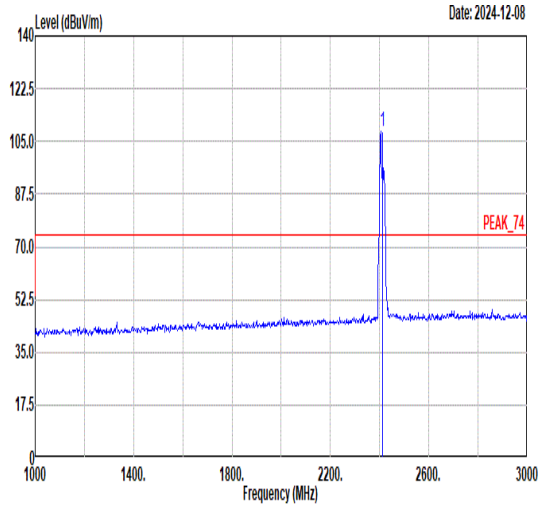 Freq Level Limit Line Margin (dB) Read Level Ant Factor Cable Loss Preamp Factor APos TPos Remark MHz dBuV/m dBuV/m dBuV dB/m dB dB cm deg 1 2412.00 108.39 ------ ------ 102.62 30.61 7.80 32.64 100 249 PEAK
Avg	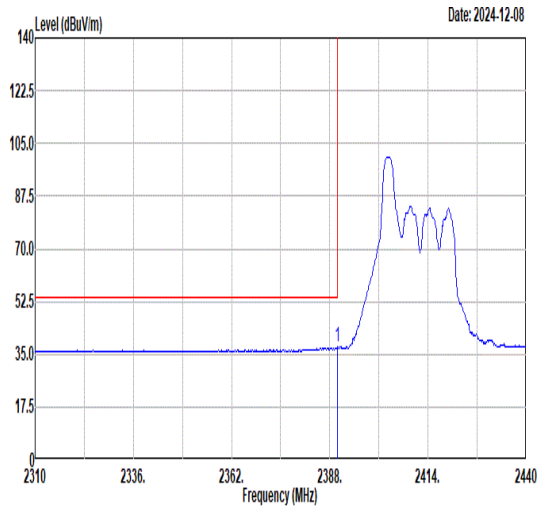 Freq Level Limit Line Margin (dB) Read Level Ant Factor Cable Loss Preamp Factor APos TPos Remark MHz dBuV/m dBuV/m dBuV dB/m dB dB cm deg 1 2389.95 37.36 54.00 -16.64 31.64 30.60 7.76 32.64 100 249 AVERAGE	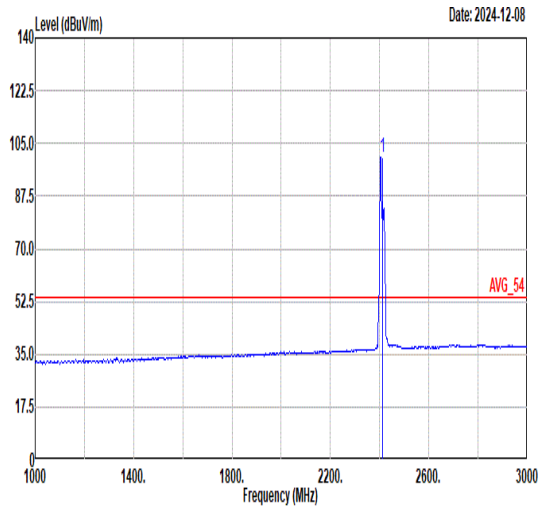 Freq Level Limit Line Margin (dB) Read Level Ant Factor Cable Loss Preamp Factor APos TPos Remark MHz dBuV/m dBuV/m dBuV dB/m dB dB cm deg 1 2412.00 100.42 ------ ------ 94.65 30.61 7.80 32.64 100 249 AVERAGE