BLE_125K_Ant7_2480_30~1000

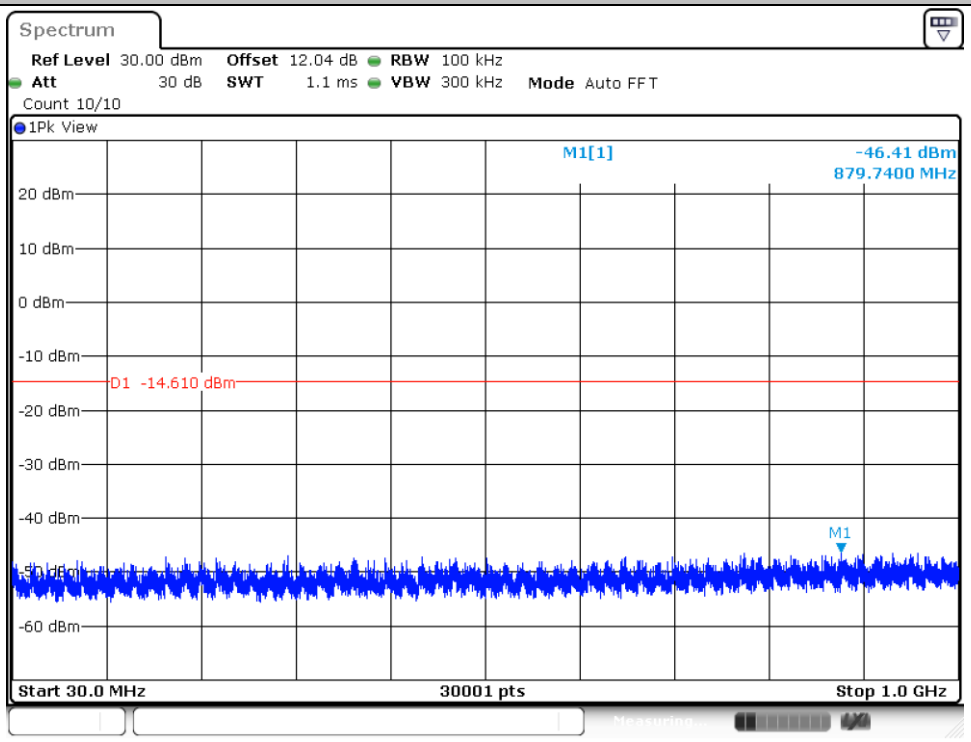

Date: 16.DEC.2024 20:23:08

BLE_125K_Ant7_2480_1000~26500

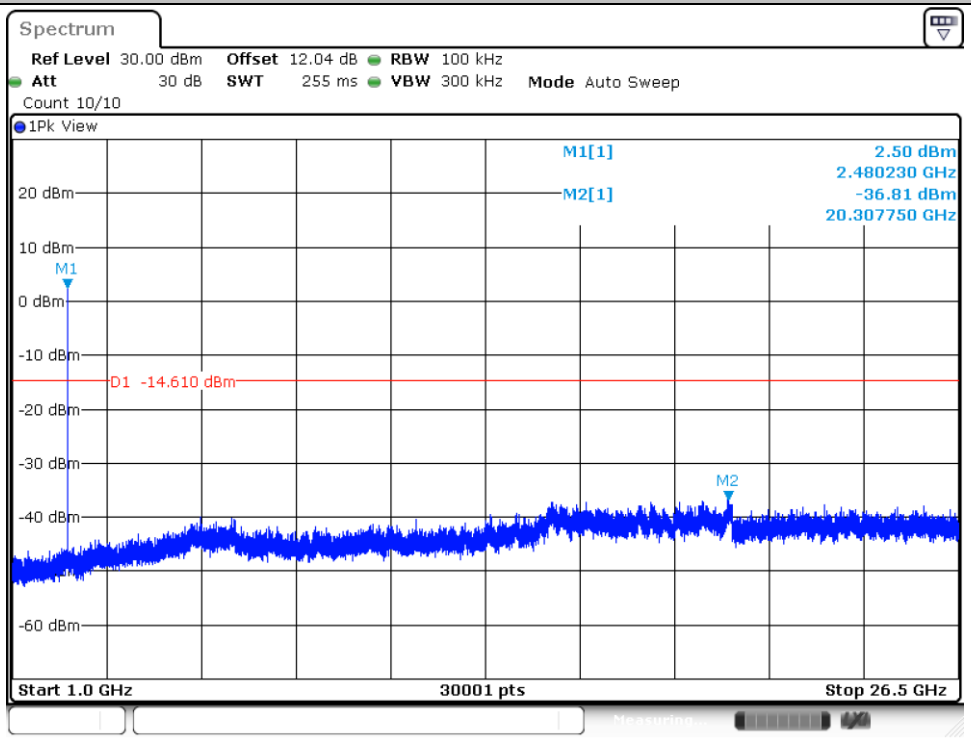

Date: 16.DEC.2024 20:23:30

BLE_125K_Ant6_2480_30~1000

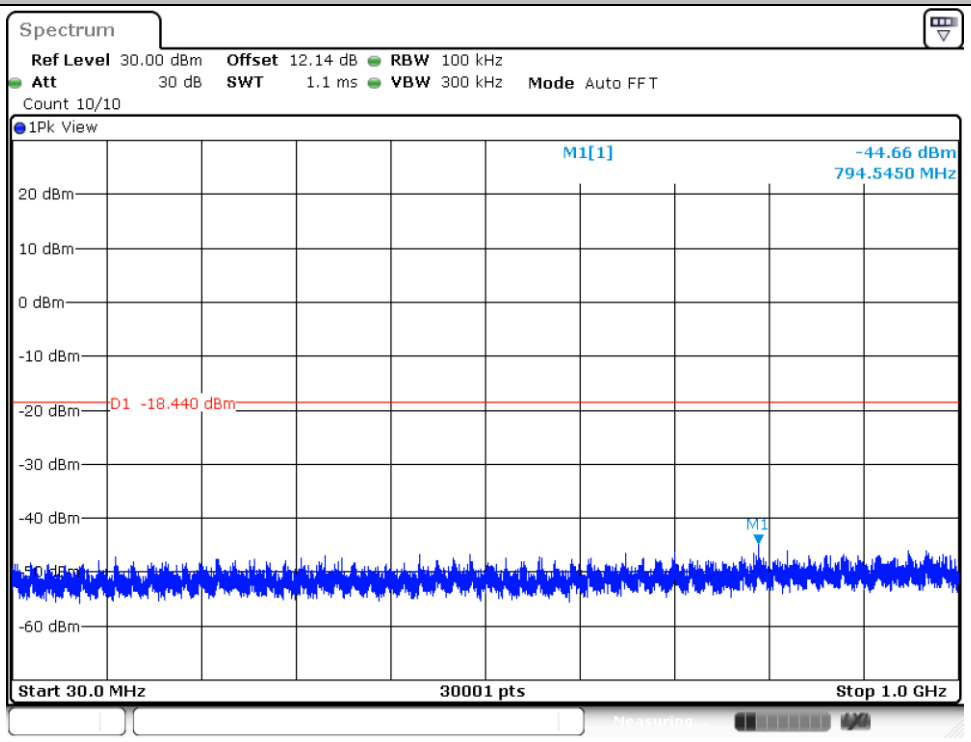

Date: 16.DEC.2024 20:24:34

BLE_125K_Ant6_2480_1000~26500

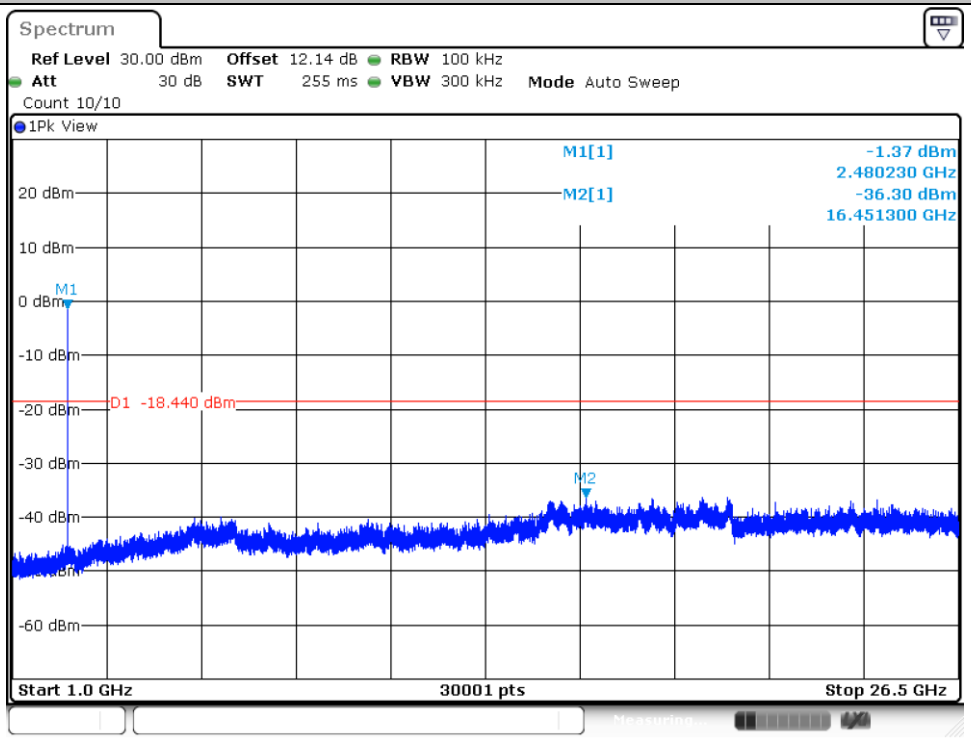

Date: 16.DEC.2024 20:25:21

BLE_500K_Ant7_2402_30~1000

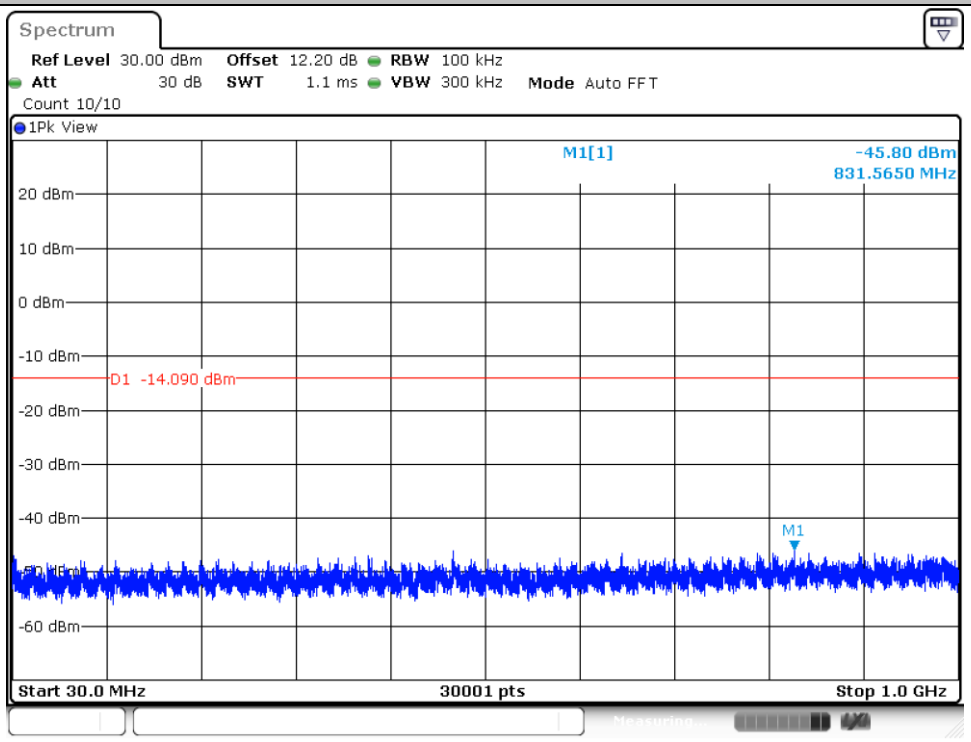

Date: 16.DEC.2024 20:26:34

BLE_500K_Ant7_2402_1000~26500

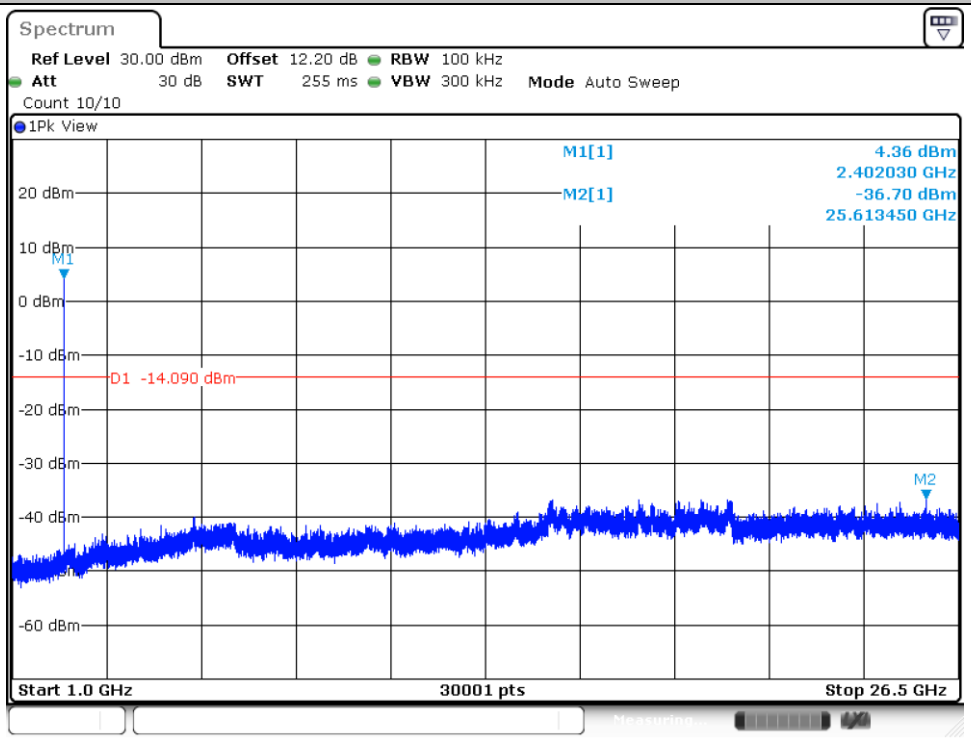

Date: 16.DEC.2024 20:26:56

BLE_500K_Ant6_2402_30~1000

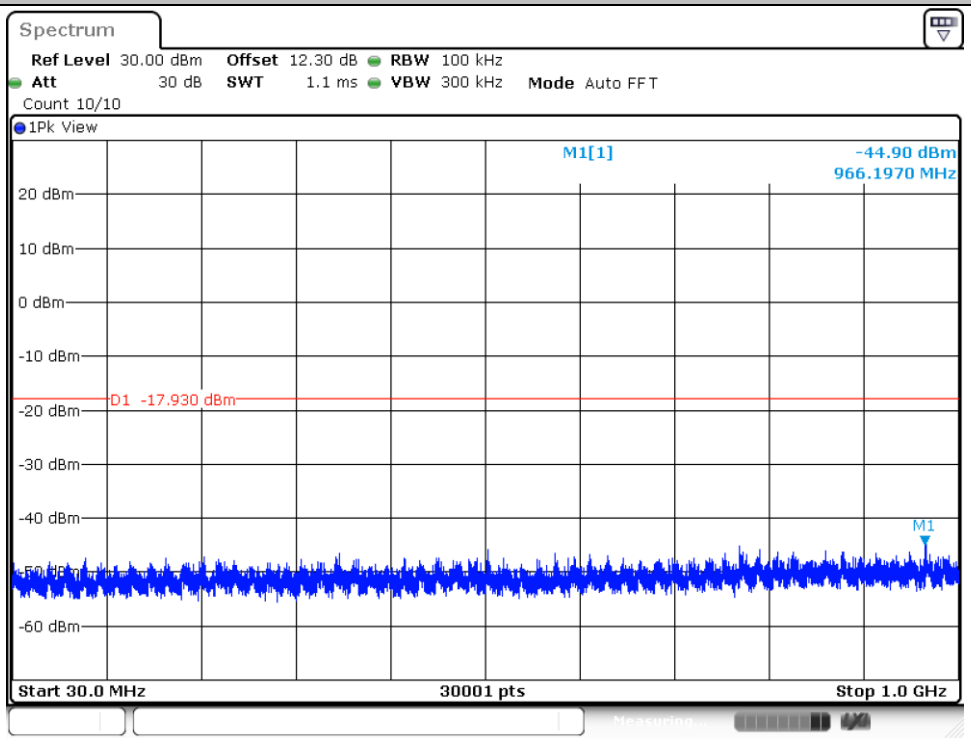

Date: 16.DEC.2024 20:28:01

BLE_500K_Ant6_2402_1000~26500

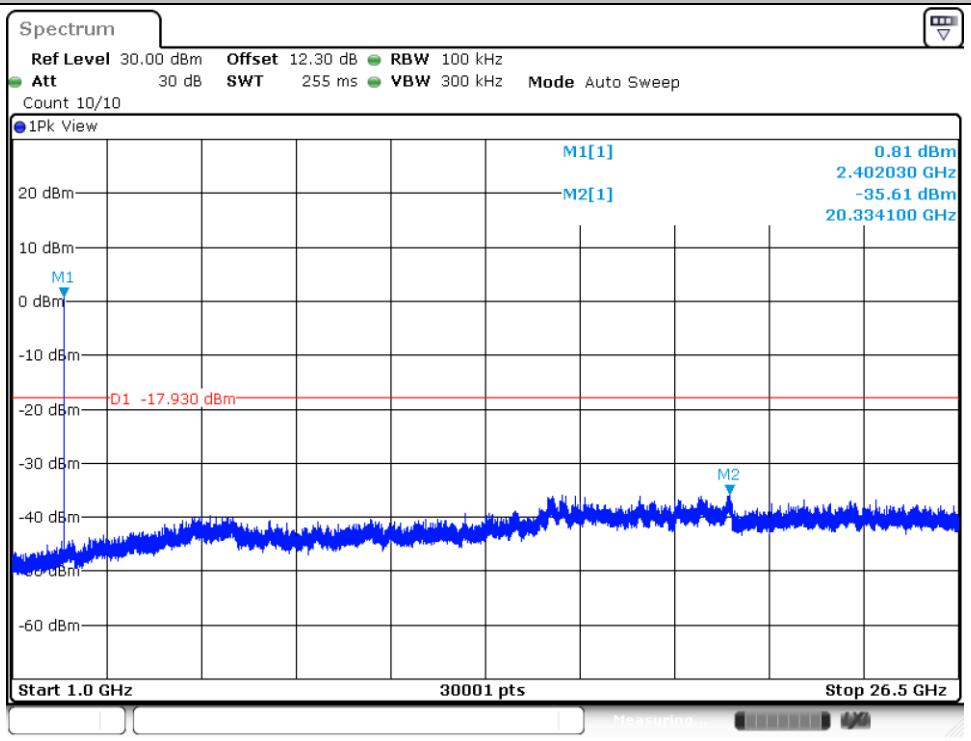

Date: 16.DEC.2024 20:29:32

BLE_500K_Ant7_2440_30~1000

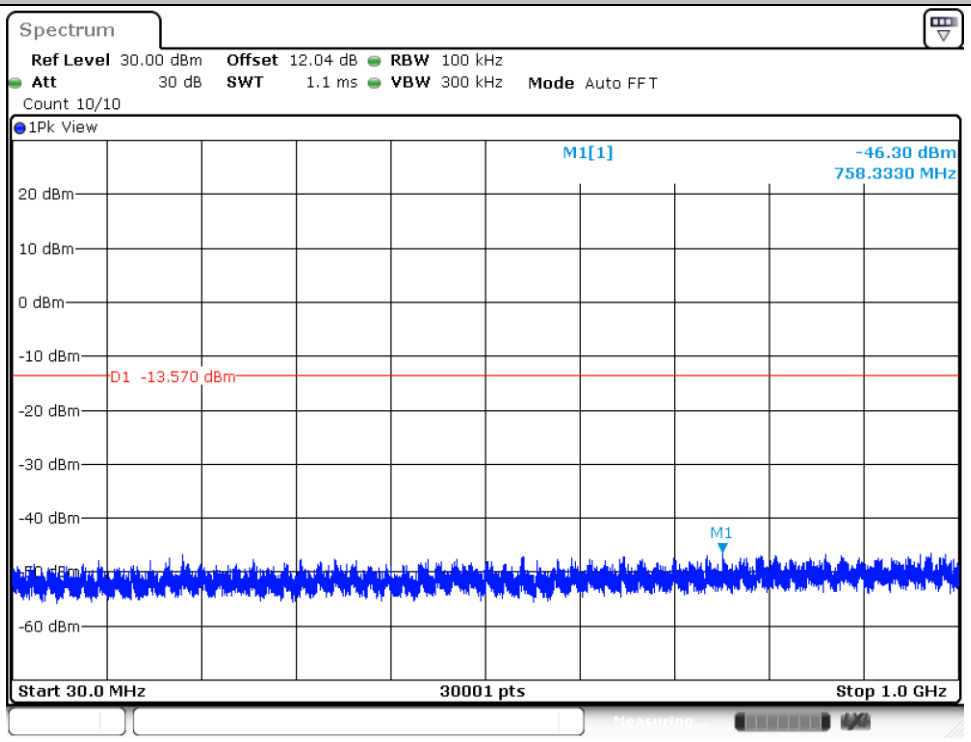

Date: 16.DEC.2024 20:30:30

BLE_500K_Ant7_2440_1000~26500

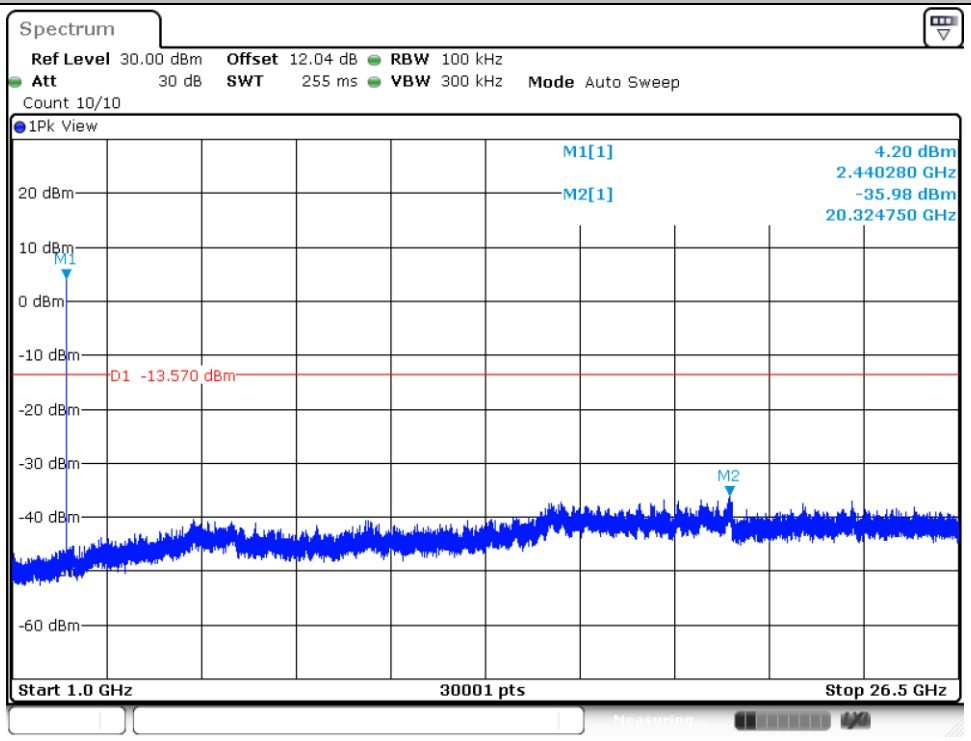

Date: 16.DEC.2024 20:30:52

BLE_500K_Ant6_2440_30~1000

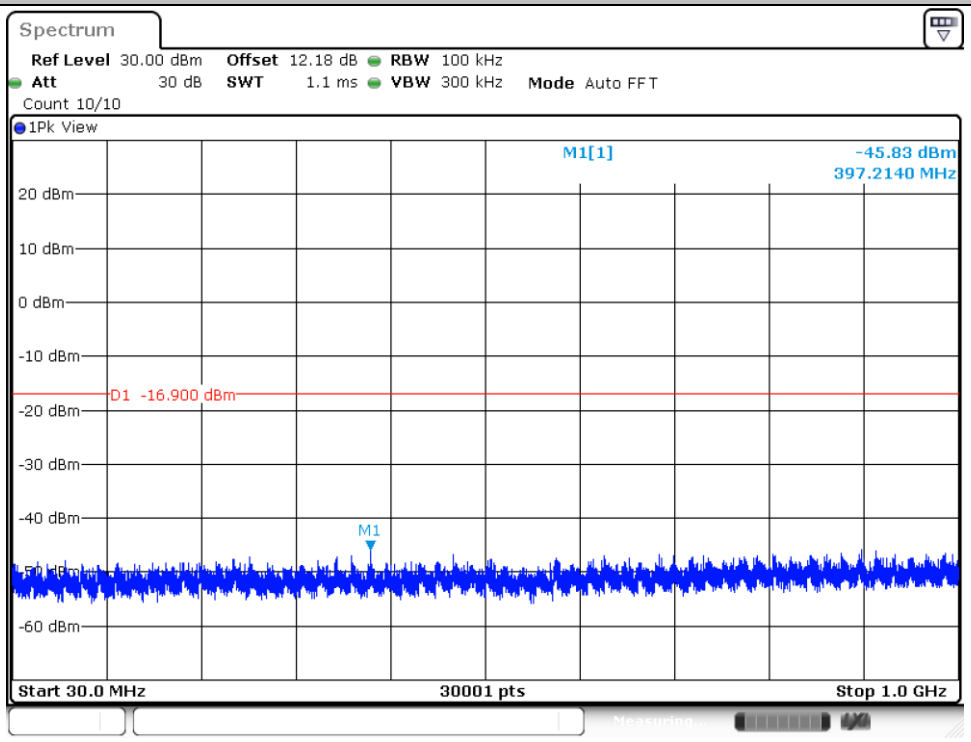

Date: 16.DEC.2024 20:31:43

BLE_500K_Ant6_2440_1000~26500

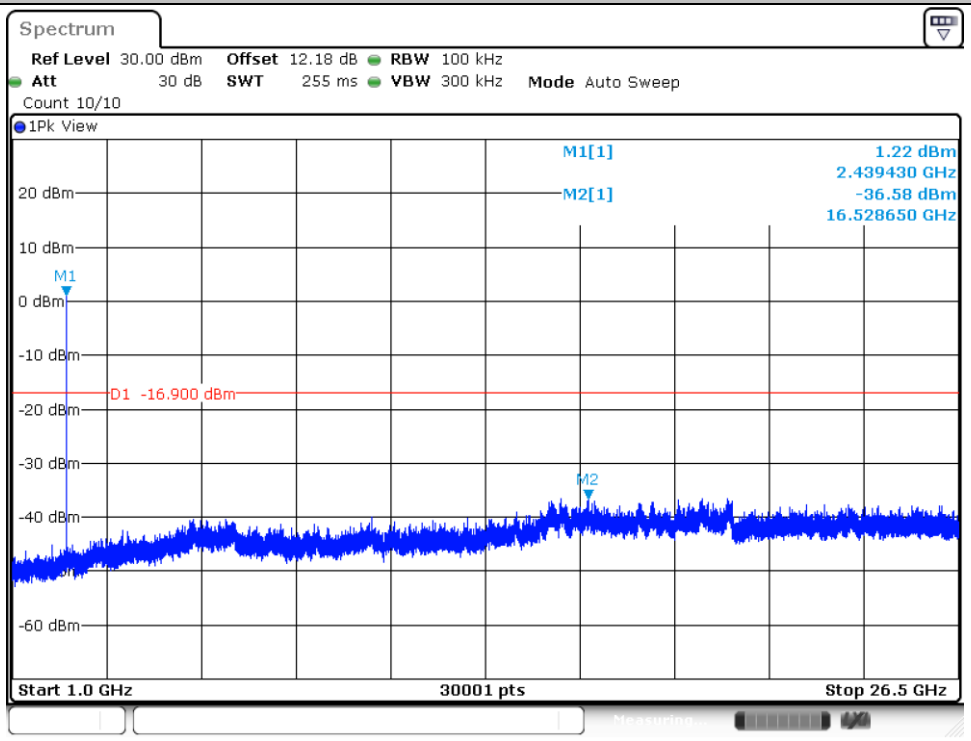

Date: 16.DEC.2024 20:32:06

BLE_500K_Ant7_2480_30~1000

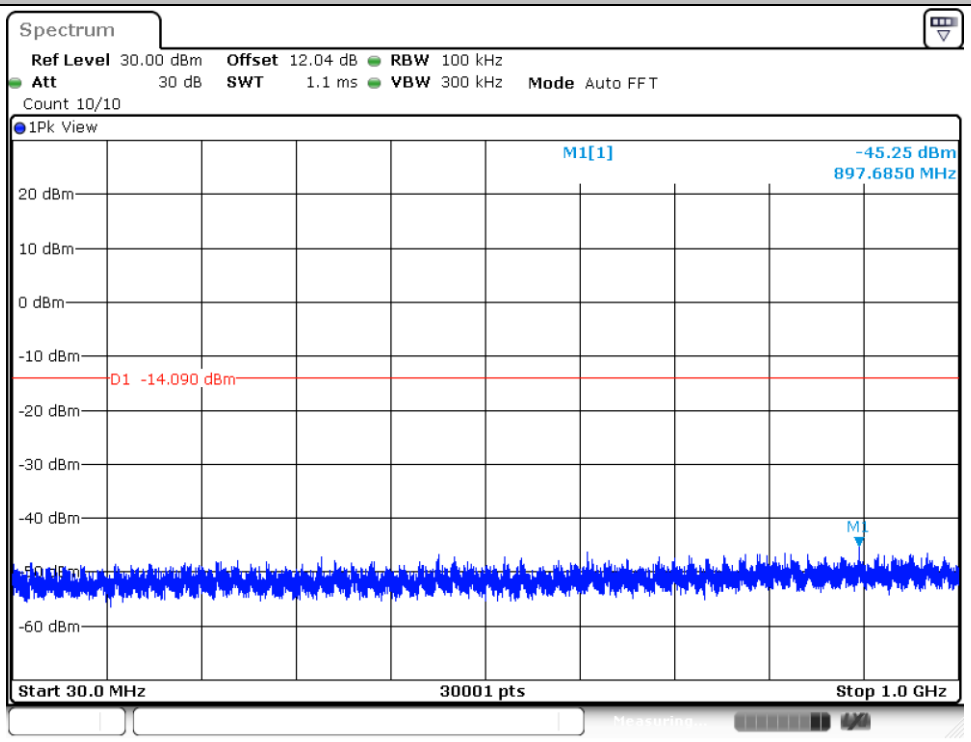

Date: 16.DEC.2024 20:33:16

BLE_500K_Ant7_2480_1000~26500

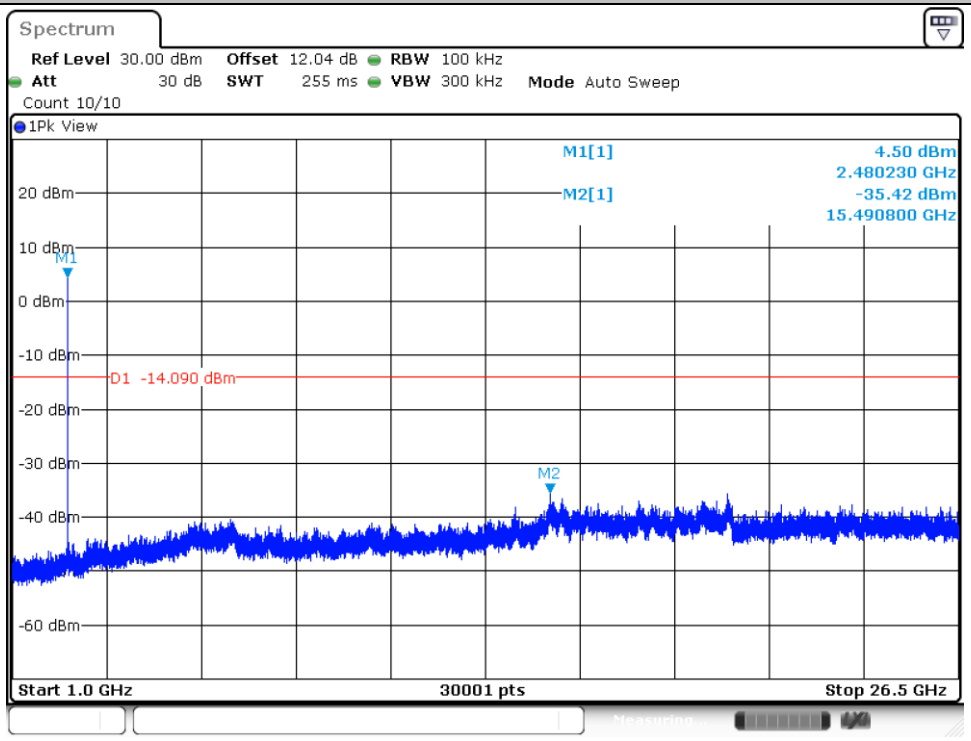

Date: 16.DEC.2024 20:33:38

BLE_500K_Ant6_2480_30~1000

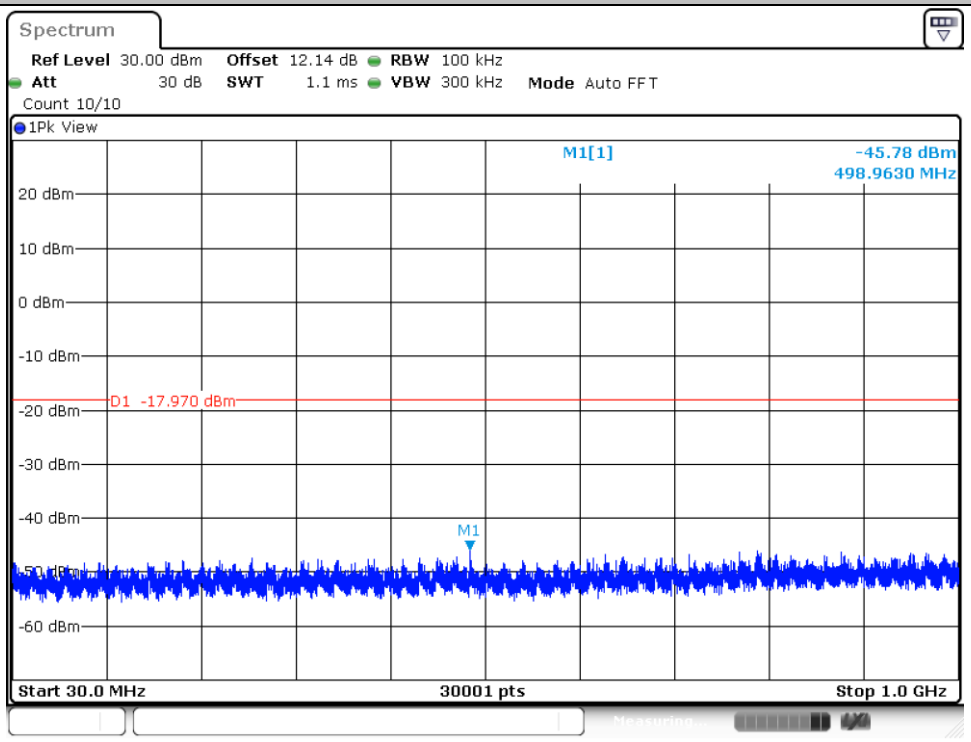

Date: 16.DEC.2024 20:34:46

BLE_500K_Ant6_2480_1000~26500

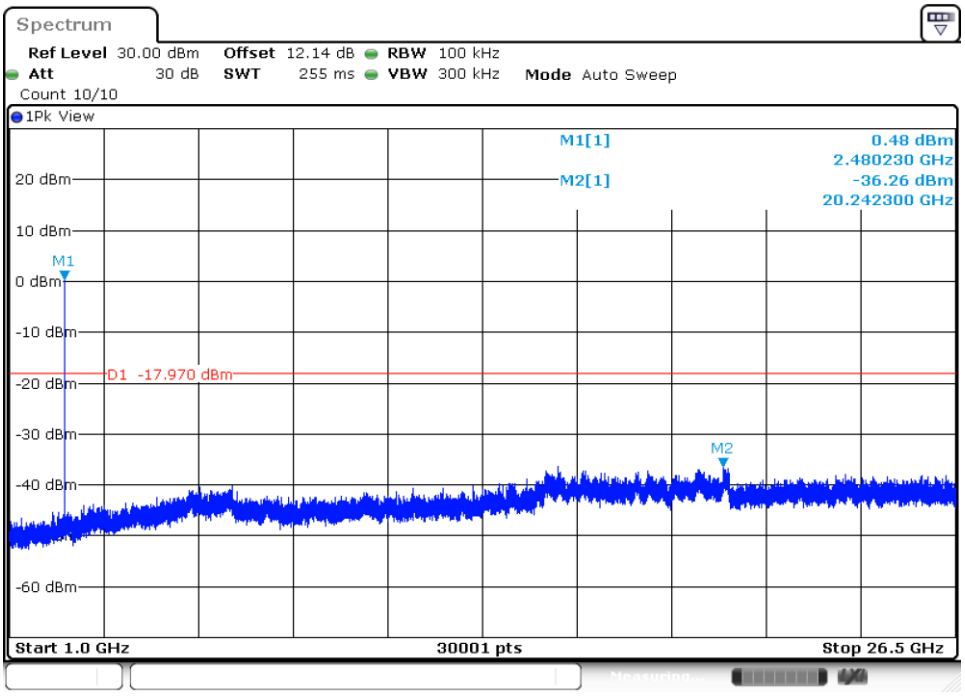

Date: 16.DEC.2024 20:35:08

Appendix B. AC Conducted Emission Test Results

Test Engineer :	Amos	**Temperature :**	25.3~26.2℃
		Relative Humidity :	38~40%
Test Voltage :	120Vac / 60Hz	**Phase :**	Line
Remark :	All emissions not reported here are more than 10 dB below the prescribed limit.		

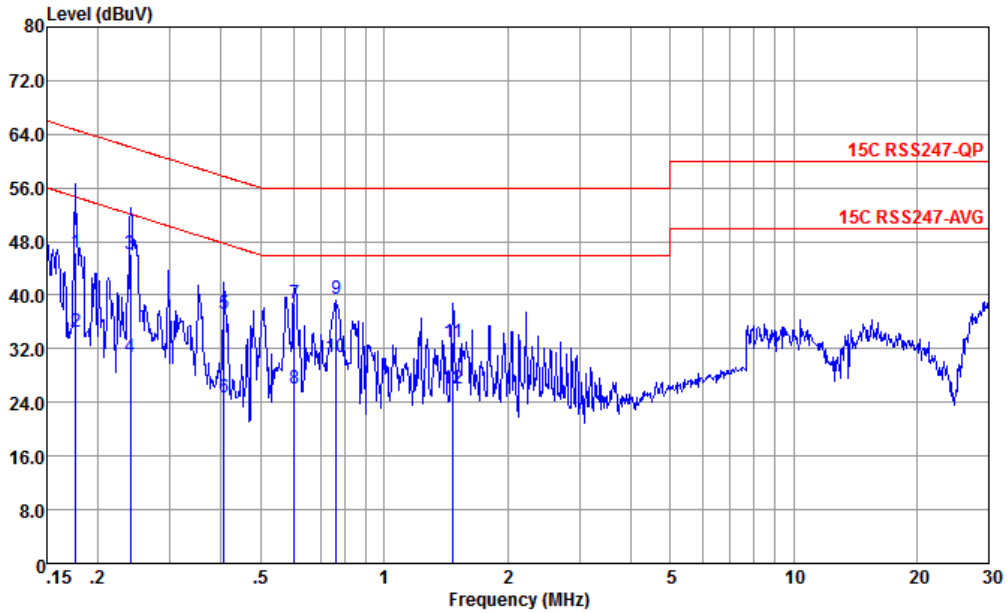

Site : CO01-KS
Condition : 15C RSS247-QP LISN-060105-L 2024 LINE

	Freq MHz	Level dBuV	Over Limit dB	Limit Line dBuV	Read Level dBuV	LISN Factor dB	Cable Loss dB	Remark
1	0.177	46.41	-18.23	64.64	35.90	0.10	10.41	QP
2	0.177	34.61	-20.03	54.64	24.10	0.10	10.41	Average
3	0.240	46.06	-16.02	62.08	35.60	0.08	10.38	QP
4	0.240	30.76	-21.32	52.08	20.30	0.08	10.38	Average
5	0.406	37.15	-20.58	57.73	26.90	-0.03	10.28	QP
6	0.406	24.85	-22.88	47.73	14.60	-0.03	10.28	Average
7	0.604	38.74	-17.26	56.00	28.69	-0.13	10.18	QP
8	0.604	26.00	-20.00	46.00	15.95	-0.13	10.18	Average
9	0.763	39.46	-16.54	56.00	29.50	-0.16	10.12	QP
10 *	0.763	30.76	-15.24	46.00	20.80	-0.16	10.12	Average
11	1.472	32.88	-23.12	56.00	23.00	-0.20	10.08	QP
12	1.472	26.18	-19.82	46.00	16.30	-0.20	10.08	Average

Test Engineer :	Amos	**Temperature :**	25.3~26.2℃
		Relative Humidity :	38~40%
Test Voltage :	120Vac / 60Hz	**Phase :**	Neutral
Remark :	All emissions not reported here are more than 10 dB below the prescribed limit.		

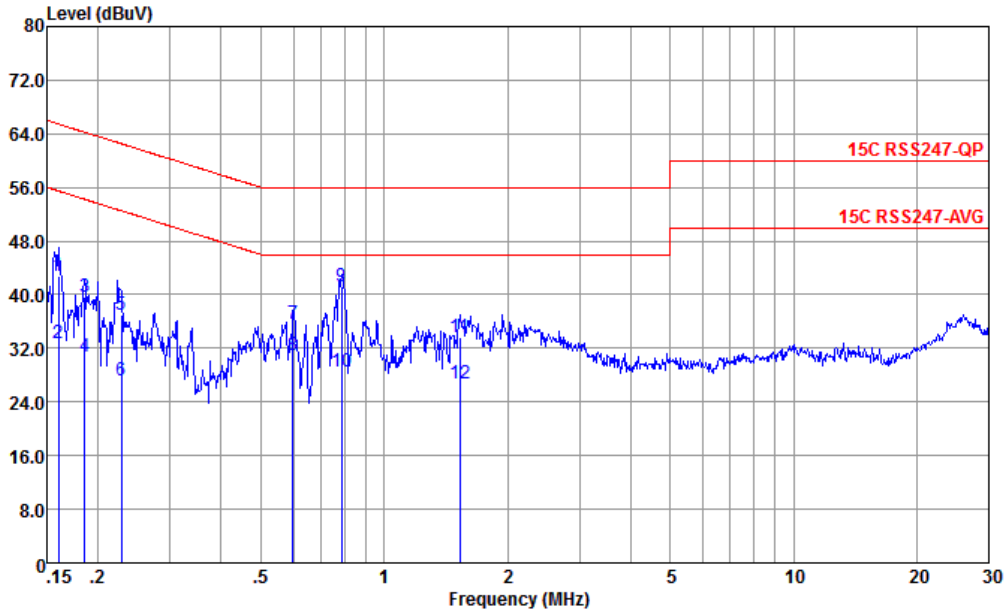

Site : CO01-KS
Condition : 15C RSS247-QP LISN-060105-N 2024 NEUTRAL

	Freq MHz	Level dBuV	Over Limit dB	Limit Line dBuV	Read Level dBuV	LISN Factor dB	Cable Loss dB	Remark
1	0.160	42.84	-22.63	65.47	32.30	0.12	10.42	QP
2	0.160	32.74	-22.73	55.47	22.20	0.12	10.42	Average
3	0.185	39.74	-24.50	64.24	29.20	0.13	10.41	QP
4	0.185	30.74	-23.50	54.24	20.20	0.13	10.41	Average
5	0.228	37.04	-25.48	62.52	26.60	0.05	10.39	QP
6	0.228	27.24	-25.28	52.52	16.80	0.05	10.39	Average
7	0.598	35.62	-20.38	56.00	25.60	-0.16	10.18	QP
8	0.598	31.02	-14.98	46.00	21.00	-0.16	10.18	Average
9 *	0.788	41.14	-14.86	56.00	31.20	-0.17	10.11	QP
10	0.788	28.44	-17.56	46.00	18.50	-0.17	10.11	Average
11	1.527	33.60	-22.40	56.00	23.71	-0.19	10.08	QP
12	1.527	26.80	-19.20	46.00	16.91	-0.19	10.08	Average

Note:

1. Level(dBμV) = Read Level(dBμV) + LISN Factor(dB) + Cable Loss(dB)
2. Over Limit(dB) = Level(dBμV) – Limit Line(dBμV)

Appendix C. Radiated Spurious Emission

Test Engineer :	HuaCong Liang	Relative Humidity :	48~49%
		Temperature :	24-25℃

Radiated Spurious Emission Test Modes

Mode	Band (MHz)	Antenna	Modulation	Channel	Frequency	Data Rate	RU	Remark
Mode 1	2400-2483.5	6+7	Bluetooth-LE	00	2402	125K	-	-
Mode 2	2400-2483.5	6+7	Bluetooth-LE	19	2440	125K	-	-
Mode 3	2400-2483.5	6+7	Bluetooth-LE	39	2480	125K	-	-
Mode 4	2400-2483.5	6+7	Bluetooth-LE	00	2402	2Mbps	-	-
Mode 5	2400-2483.5	6+7	Bluetooth-LE	19	2440	2Mbps	-	-
Mode 6	2400-2483.5	6+7	Bluetooth-LE	39	2480	2Mbps	-	-
Mode 7	2400-2483.5	6	Bluetooth-LE	00	2402	125K	-	-
Mode 8	2400-2483.5	6	Bluetooth-LE	19	2440	125K	-	-
Mode 9	2400-2483.5	6	Bluetooth-LE	39	2480	125K	-	-
Mode 10	2400-2483.5	6	Bluetooth-LE	00	2402	2Mbps	-	-
Mode 11	2400-2483.5	6	Bluetooth-LE	19	2440	2Mbps	-	-
Mode 12	2400-2483.5	6	Bluetooth-LE	39	2480	2Mbps	-	-
Mode 13	2400-2483.5	7	Bluetooth-LE	00	2402	125K	-	-
Mode 14	2400-2483.5	7	Bluetooth-LE	19	2440	125K	-	-
Mode 15	2400-2483.5	7	Bluetooth-LE	39	2480	125K	-	-
Mode 16	2400-2483.5	7	Bluetooth-LE	00	2402	2Mbps	-	-
Mode 17	2400-2483.5	7	Bluetooth-LE	19	2440	2Mbps	-	-
Mode 18	2400-2483.5	7	Bluetooth-LE	39	2480	2Mbps	-	-
Mode 19	2400-2483.5	6+7	Bluetooth LE LF	39	2480	2Mbps	-	-

Summary of each worse mode

Mode	Modulation	Ch.	Freq. (MHz)	Level (dBuV/m)	Limit (dBuV/m)	Margin (dB)	Pol.	Peak Avg.	Result	Remark
1	Bluetooth-LE	00	2389.17	36.47	54.00	-17.53	H	AVERAGE	Pass	Band Edge
1	Bluetooth-LE	00	4804.00	44.67	74.00	-29.33	V	Peak	Pass	Harmonic
2	Bluetooth-LE	19	-	-	-	-	-	-	-	Band Edge
2	Bluetooth-LE	19	7320.00	45.99	74.00	-28.01	H	Peak	Pass	Harmonic
3	Bluetooth-LE	39	2483.56	37.67	54.00	-16.33	H	AVERAGE	Pass	Band Edge
3	Bluetooth-LE	39	7440.00	45.99	74.00	-28.01	H	Peak	Pass	Harmonic
4	Bluetooth-LE	00	2344.44	39.00	54.00	-15.00	V	AVERAGE	Pass	Band Edge
4	Bluetooth-LE	00	4804.00	44.74	74.00	-29.26	V	Peak	Pass	Harmonic
5	Bluetooth-LE	19	-	-	-	-	-	-	-	Band Edge
5	Bluetooth-LE	19	7320.00	45.01	74.00	-28.99	V	Peak	Pass	Harmonic
6	Bluetooth-LE	39	2483.52	43.99	54.00	-10.01	H	AVERAGE	Pass	Band Edge
6	Bluetooth-LE	39	4960.00	46.06	74.00	-27.94	H	Peak	Pass	Harmonic
7	Bluetooth-LE	00	2389.49	36.42	54.00	-17.58	H	AVERAGE	Pass	Band Edge
7	Bluetooth-LE	00	4804.00	45.31	74.00	-28.69	V	Peak	Pass	Harmonic
8	Bluetooth-LE	19	-	-	-	-	-	-	-	Band Edge
8	Bluetooth-LE	19	7320.00	45.85	74.00	-28.15	H	Peak	Pass	Harmonic
9	Bluetooth-LE	39	2484.56	36.91	54.00	-17.09	V	AVERAGE	Pass	Band Edge
9	Bluetooth-LE	39	7440.00	46.62	74.00	-27.38	V	Peak	Pass	Harmonic
10	Bluetooth-LE	00	2382.45	38.75	54.00	-15.25	V	AVERAGE	Pass	Band Edge
10	Bluetooth-LE	00	4804.00	45.24	74.00	-28.76	H	Peak	Pass	Harmonic
11	Bluetooth-LE	19	-	-	-	-	-	-	-	Band Edge
11	Bluetooth-LE	19	7320.00	47.04	74.00	-26.96	V	Peak	Pass	Harmonic
12	Bluetooth-LE	39	2483.52	40.29	54.00	-13.71	V	AVERAGE	Pass	Band Edge
12	Bluetooth-LE	39	7440.00	46.59	74.00	-27.41	V	Peak	Pass	Harmonic
13	Bluetooth-LE	00	2389.80	36.48	54.00	-17.52	H	AVERAGE	Pass	Band Edge
13	Bluetooth-LE	00	4804.00	45.26	74.00	-28.74	H	Peak	Pass	Harmonic
14	Bluetooth-LE	19	-	-	-	-	-	-	-	Band Edge
14	Bluetooth-LE	19	7320.00	46.78	74.00	-27.22	H	Peak	Pass	Harmonic
15	Bluetooth-LE	39	2483.62	37.81	54.00	-16.19	H	AVERAGE	Pass	Band Edge
15	Bluetooth-LE	39	7440.00	45.64	74.00	-28.36	H	Peak	Pass	Harmonic
16	Bluetooth-LE	00	2381.93	39.41	54.00	-14.59	H	AVERAGE	Pass	Band Edge
16	Bluetooth-LE	00	4804.00	45.10	74.00	-28.90	H	Peak	Pass	Harmonic
17	Bluetooth-LE	19	-	-	-	-	-	-	-	Band Edge
17	Bluetooth-LE	19	7320.00	46.47	74.00	-27.53	H	Peak	Pass	Harmonic
18	Bluetooth-LE	39	2483.52	42.91	54.00	-11.09	H	AVERAGE	Pass	Band Edge
18	Bluetooth-LE	39	7440.00	45.60	74.00	-28.40	H	Peak	Pass	Harmonic
19	Bluetooth LE LF	39	799.21	31.09	46.00	-14.91	V	Peak	Pass	LF

Mode	1	
	Band Edge	
	2400-2483.5_Bluetooth-LE_CH00_2402MHz	
ANT	6+7	
Pol.	Horizontal	Fundamental
Peak	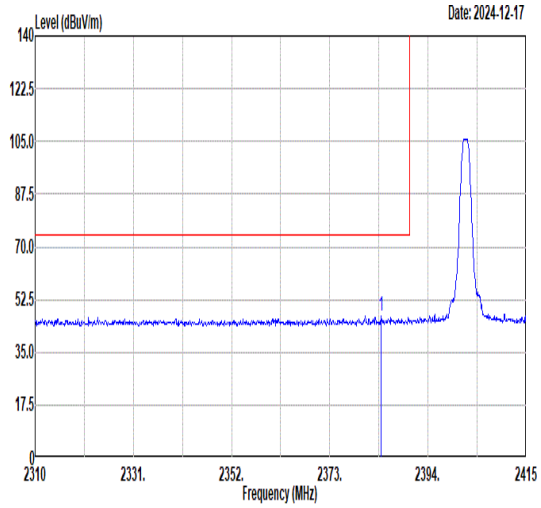 Freq Level Limit Line Margin (dB) Read Level Ant Factor Cable Loss Preamp Factor APos TPos Remark MHz dBuV/m dBuV/m dBuV dB/m dB dB cm deg 1 2384.03 46.90 74.00 -27.10 41.21 30.60 7.74 32.65 390 18 PEAK	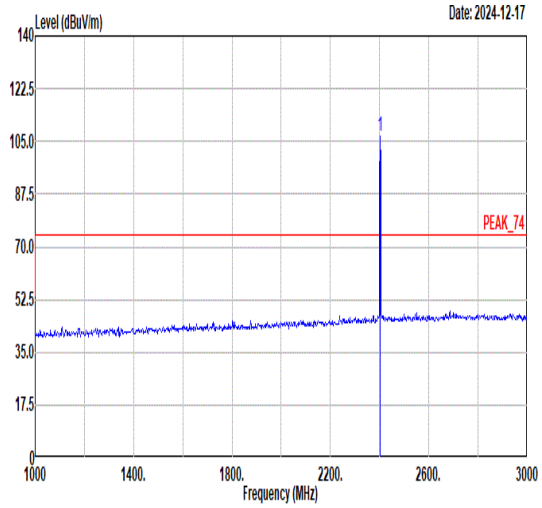 Freq Level Limit Line Margin (dB) Read Level Ant Factor Cable Loss Preamp Factor APos TPos Remark MHz dBuV/m dBuV/m dBuV dB/m dB dB cm deg 1 2402.00 106.63 ------ ------ 100.88 30.60 7.79 32.64 390 18 PEAK
Avg	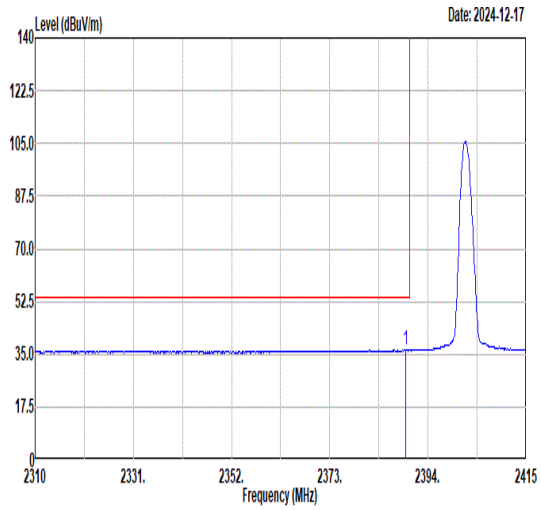 Freq Level Limit Line Margin (dB) Read Level Ant Factor Cable Loss Preamp Factor APos TPos Remark MHz dBuV/m dBuV/m dBuV dB/m dB dB cm deg 1 2389.17 36.47 54.00 -17.53 30.75 30.60 7.76 32.64 390 18 AVERAGE	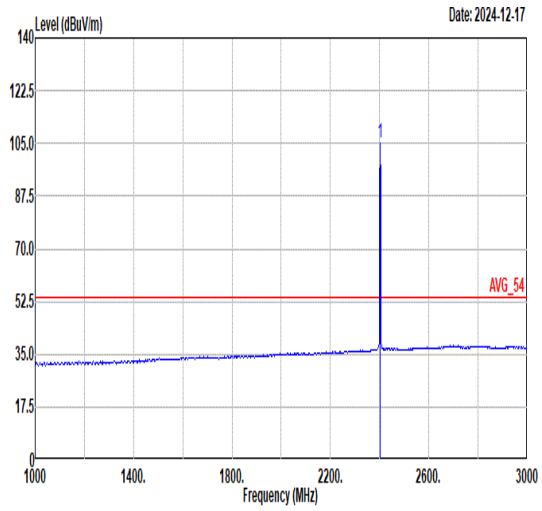 Freq Level Limit Line Margin (dB) Read Level Ant Factor Cable Loss Preamp Factor APos TPos Remark MHz dBuV/m dBuV/m dBuV dB/m dB dB cm deg 1 2402.00 105.38 ------ ------ 99.63 30.60 7.79 32.64 390 18 AVERAGE

Mode	1	
	Band Edge	
	2400-2483.5_Bluetooth-LE_CH00_2402MHz	
ANT	6+7	
Pol.	Vertical	Fundamental
Peak	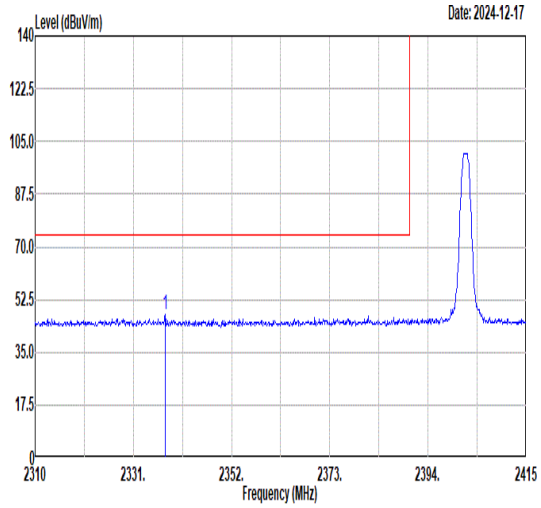 Freq Level Limit Line Margin (dB) Read Level Ant Factor Cable Loss Preamp Factor APos TPos Remark MHz dBuV/m dBuV/m dBuV dB/m dB dB cm deg 1 2337.83 47.30 74.00 -26.70 41.75 30.60 7.61 32.66 400 255 PEAK	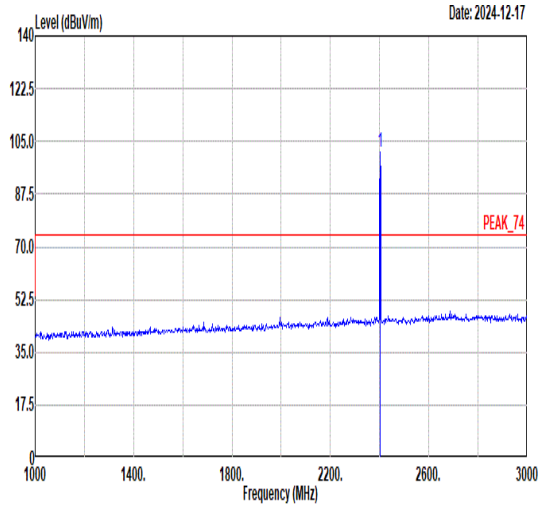 Freq Level Limit Line Margin (dB) Read Level Ant Factor Cable Loss Preamp Factor APos TPos Remark MHz dBuV/m dBuV/m dBuV dB/m dB dB cm deg 1 2402.00 101.28 ------ ------ 95.53 30.60 7.79 32.64 400 255 PEAK
Avg	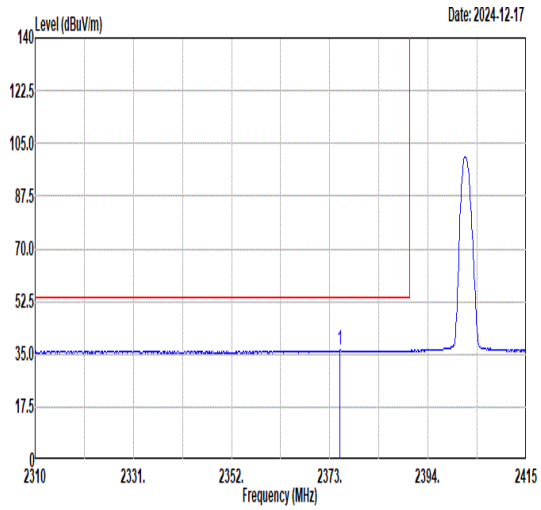 Freq Level Limit Line Margin (dB) Read Level Ant Factor Cable Loss Preamp Factor APos TPos Remark MHz dBuV/m dBuV/m dBuV dB/m dB dB cm deg 1 2375.10 36.28 54.00 -17.72 30.61 30.60 7.72 32.65 400 255 AVERAGE	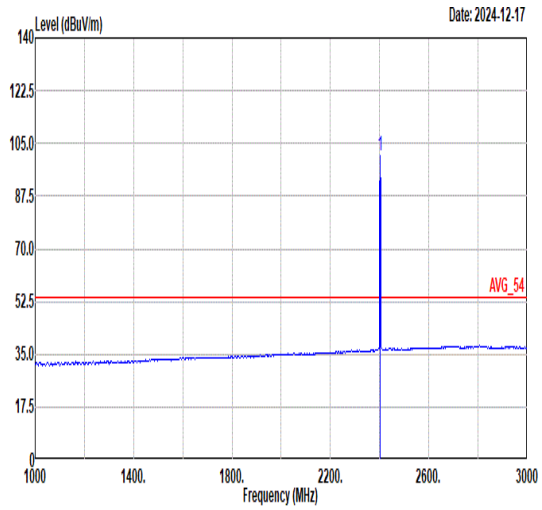 Freq Level Limit Line Margin (dB) Read Level Ant Factor Cable Loss Preamp Factor APos TPos Remark MHz dBuV/m dBuV/m dBuV dB/m dB dB cm deg 1 2402.00 100.67 ------ ------ 94.92 30.60 7.79 32.64 400 255 AVERAGE

Mode	1	
	Harmonic	
	2400-2483.5_Bluetooth-LE_CH00_2402MHz	
ANT	6+7	
Pol.	Horizontal	Vertical
Peak Avg	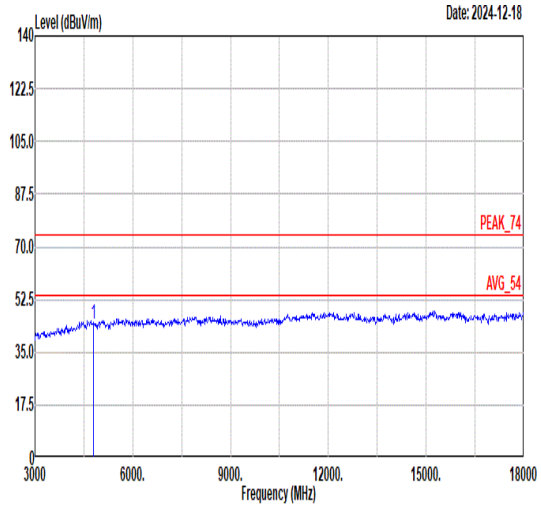 Freq Level Limit Line Margin Read Level Ant Factor Cable Loss Preamp Factor APos TPos Remark MHz dBuV/m dBuV/m dB dBuV dB/m dB dB cm deg 1 4804.00 44.24 74.00 -29.76 50.45 35.30 11.07 52.58 --- --- Peak	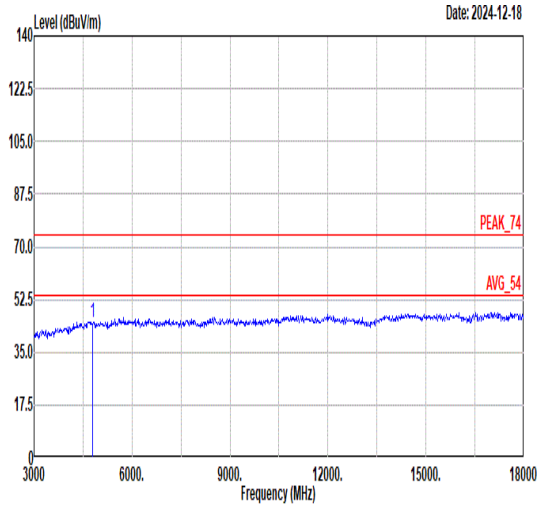 Freq Level Limit Line Margin Read Level Ant Factor Cable Loss Preamp Factor APos TPos Remark MHz dBuV/m dBuV/m dB dBuV dB/m dB dB cm deg 1 4804.00 44.67 74.00 -29.33 50.88 35.30 11.07 52.58 --- --- Peak

Mode	2	
	Harmonic	
	2400-2483.5_Bluetooth-LE_CH19_2440MHz	
ANT	6+7	
Pol.	Horizontal	Vertical
Peak Avg	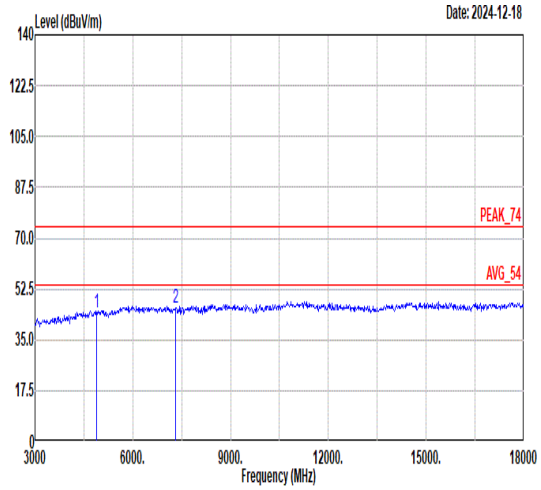 Freq Level Limit Line Margin Read Level Ant Factor Cable Loss Preamp Factor APos TPos Remark MHz dBuV/m dBuV/m dB dBuV dB/m dB dB cm deg 1 4880.00 44.23 74.00 -29.77 50.40 35.36 11.10 52.63 --- --- Peak 2 7320.00 45.99 74.00 -28.01 48.57 36.56 13.09 52.23 --- --- Peak	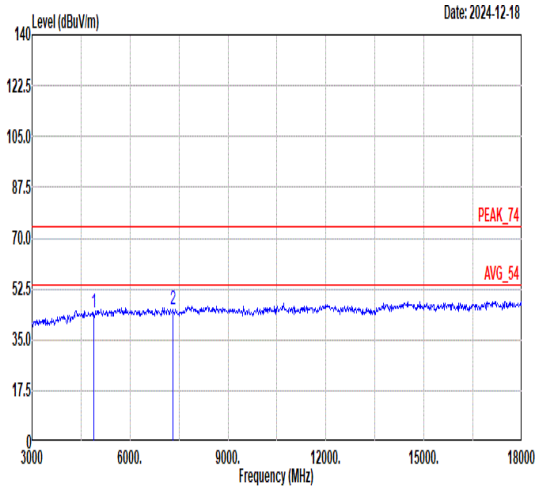 Freq Level Limit Line Margin Read Level Ant Factor Cable Loss Preamp Factor APos TPos Remark MHz dBuV/m dBuV/m dB dBuV dB/m dB dB cm deg 1 4880.00 44.18 74.00 -29.82 50.35 35.36 11.10 52.63 --- --- Peak 2 7320.00 45.35 74.00 -28.65 47.93 36.56 13.09 52.23 --- --- Peak

Mode	3	
	Band Edge	
	2400-2483.5_Bluetooth-LE_CH39_2480MHz	
ANT	6+7	
Pol.	Horizontal	Fundamental
Peak	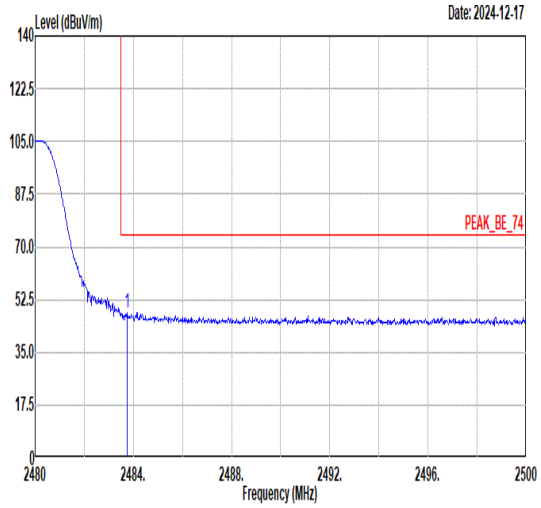 Freq Level Limit Line Margin (dB) Read Level Ant Factor Cable Loss Preamp Factor APos TPos Remark MHz dBuV/m dBuV/m dBuV dB/m dB dB cm deg 1 2483.76 48.06 74.00 -25.94 42.16 30.63 7.88 32.61 368 326 PEAK	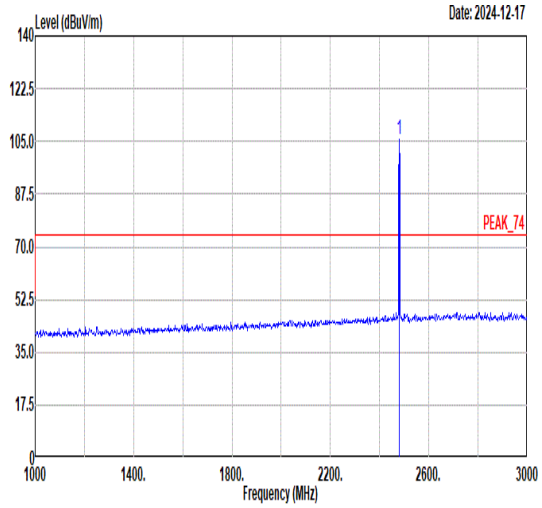 Freq Level Limit Line Margin (dB) Read Level Ant Factor Cable Loss Preamp Factor APos TPos Remark MHz dBuV/m dBuV/m dBuV dB/m dB dB cm deg 1 2480.00 105.87 ------ ------ 99.97 30.64 7.87 32.61 368 326 PEAK
Avg	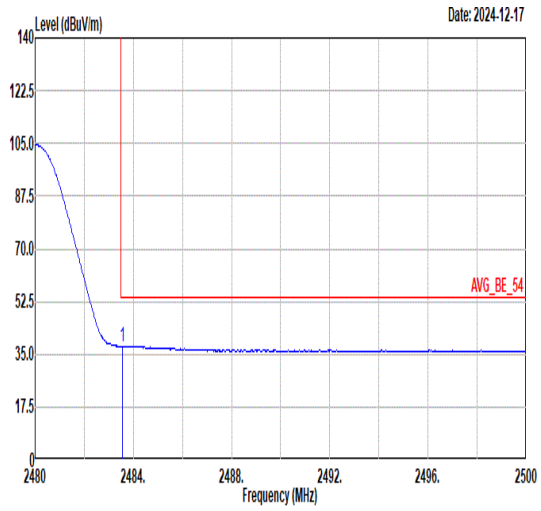 Freq Level Limit Line Margin (dB) Read Level Ant Factor Cable Loss Preamp Factor APos TPos Remark MHz dBuV/m dBuV/m dBuV dB/m dB dB cm deg 1 2483.56 37.67 54.00 -16.33 31.77 30.63 7.88 32.61 368 326 AVERAGE	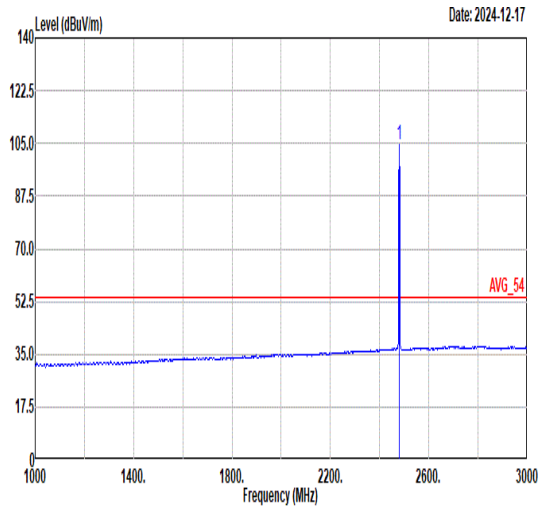 Freq Level Limit Line Margin (dB) Read Level Ant Factor Cable Loss Preamp Factor APos TPos Remark MHz dBuV/m dBuV/m dBuV dB/m dB dB cm deg 1 2480.00 104.45 ------ ------ 98.55 30.64 7.87 32.61 368 326 AVERAGE

Mode	3	
	Band Edge	
	2400-2483.5_Bluetooth-LE_CH39_2480MHz	
ANT	6+7	
Pol.	Vertical	Fundamental
Peak	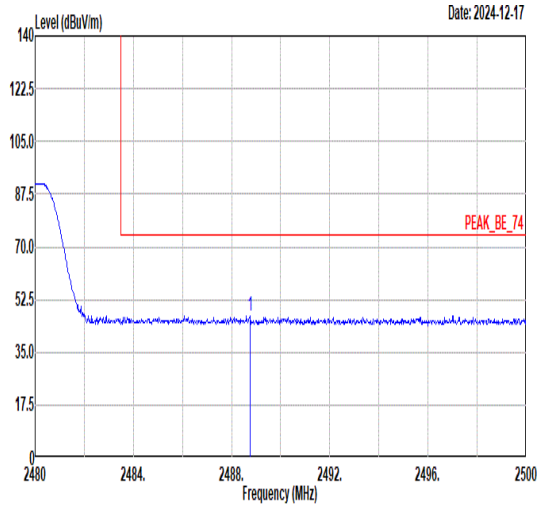 Freq Level Limit Line Margin (dB) Read Level Ant Factor Cable Loss Preamp Factor APos TPos Remark 1 2488.76 47.16 74.00 -26.84 41.26 30.62 7.88 32.60 100 349 PEAK	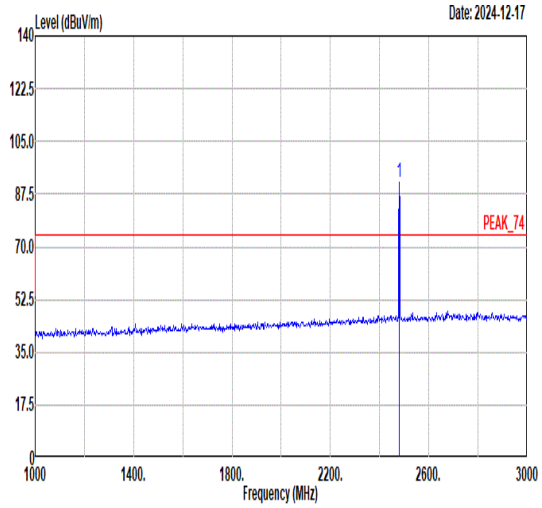 Freq Level Limit Line Margin (dB) Read Level Ant Factor Cable Loss Preamp Factor APos TPos Remark 1 2480.00 91.17 ------ ------ 85.27 30.64 7.87 32.61 100 349 PEAK
Avg	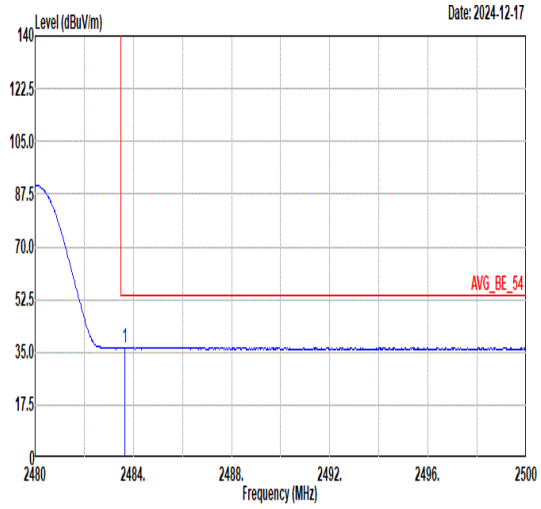 Freq Level Limit Line Margin (dB) Read Level Ant Factor Cable Loss Preamp Factor APos TPos Remark 1 2483.64 36.58 54.00 -17.42 30.68 30.63 7.88 32.61 100 349 AVERAGE	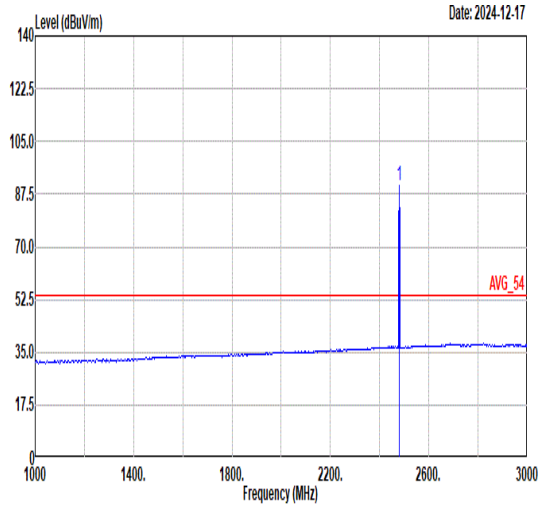 Freq Level Limit Line Margin (dB) Read Level Ant Factor Cable Loss Preamp Factor APos TPos Remark 1 2480.00 90.17 ------ ------ 84.27 30.64 7.87 32.61 100 349 AVERAGE

Mode	3	
	Harmonic	
	2400-2483.5_Bluetooth-LE_CH39_2480MHz	
ANT	6+7	
Pol.	Horizontal	Vertical
Peak Avg	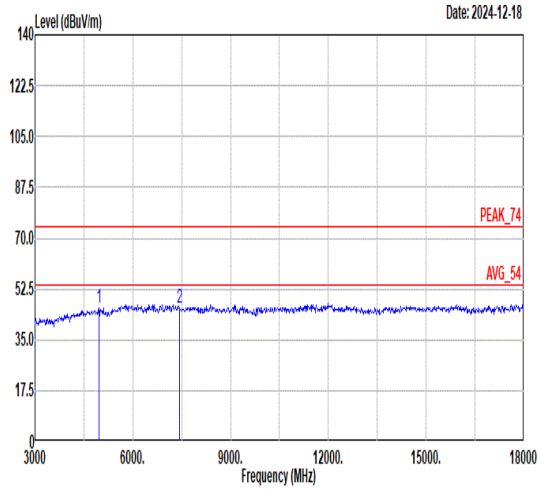 Freq Level Limit Line Margin Read Level Ant Factor Cable Loss Preamp Factor APos TPos Remark MHz dBuV/m dBuV/m dB dBuV dB/m dB dB cm deg 1 4960.00 45.79 74.00 -28.21 51.61 35.72 11.14 52.68 --- --- Peak 2 7440.00 45.99 74.00 -28.01 48.70 36.60 12.97 52.28 --- --- Peak	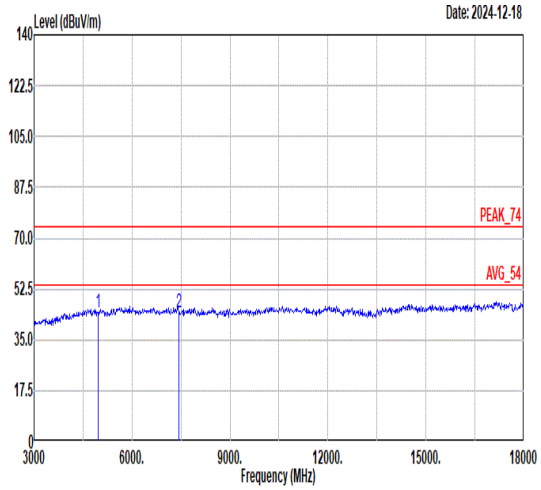 Freq Level Limit Line Margin Read Level Ant Factor Cable Loss Preamp Factor APos TPos Remark MHz dBuV/m dBuV/m dB dBuV dB/m dB dB cm deg 1 4960.00 44.59 74.00 -29.41 50.41 35.72 11.14 52.68 --- --- Peak 2 7440.00 44.64 74.00 -29.36 47.35 36.60 12.97 52.28 --- --- Peak

Mode	4	
	Band Edge	
	2400-2483.5_Bluetooth-LE_CH00_2402MHz	
ANT	6+7	
Pol.	Horizontal	Fundamental
Peak	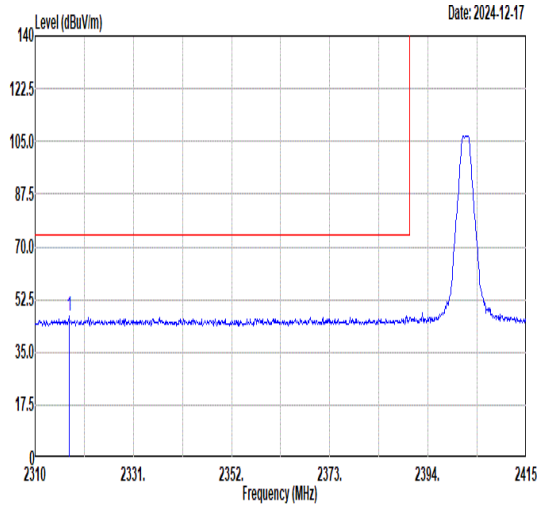 Freq Level Limit Line Margin (dB) Read Level Ant Factor Cable Loss Preamp Factor APos TPos Remark MHz dBuV/m dBuV/m dBuV dB/m dB dB cm deg 1 2317.25 46.97 74.00 -27.03 41.48 30.60 7.56 32.67 390 15 PEAK	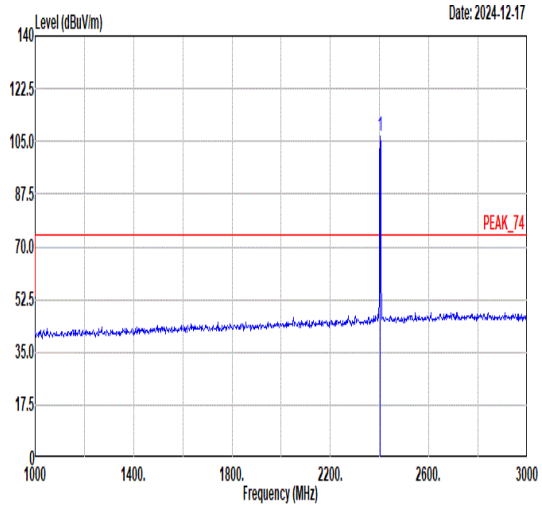 Freq Level Limit Line Margin (dB) Read Level Ant Factor Cable Loss Preamp Factor APos TPos Remark MHz dBuV/m dBuV/m dBuV dB/m dB dB cm deg 1 2402.00 106.92 ------ ------ 101.17 30.60 7.79 32.64 390 15 PEAK
Avg	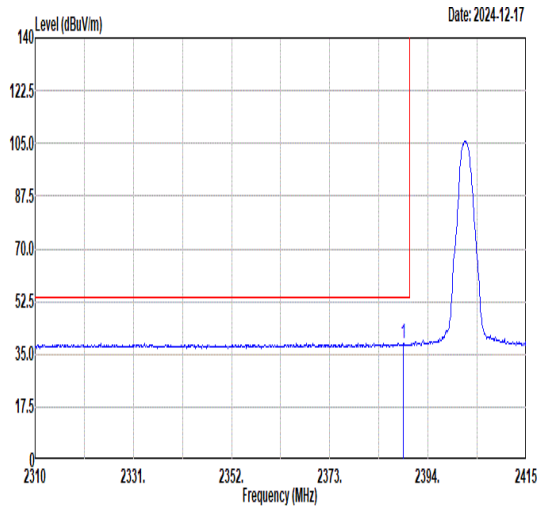 Freq Level Limit Line Margin (dB) Read Level Ant Factor Cable Loss Preamp Factor APos TPos Remark MHz dBuV/m dBuV/m dBuV dB/m dB dB cm deg 1 2388.75 38.81 54.00 -15.19 33.09 30.60 7.76 32.64 390 15 AVERAGE	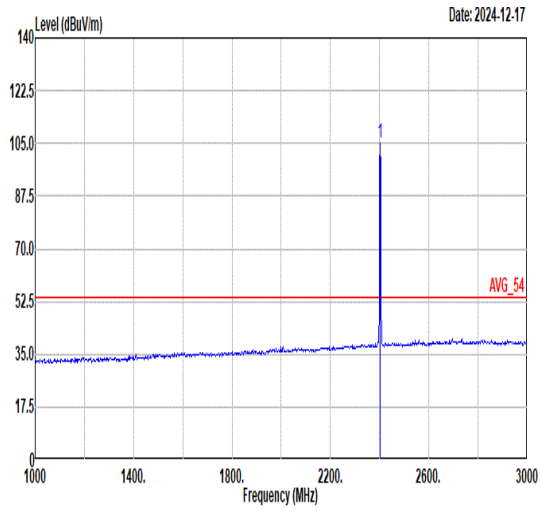 Freq Level Limit Line Margin (dB) Read Level Ant Factor Cable Loss Preamp Factor APos TPos Remark MHz dBuV/m dBuV/m dBuV dB/m dB dB cm deg 1 2402.00 104.89 ------ ------ 99.14 30.60 7.79 32.64 390 15 AVERAGE

Mode	4	
	Band Edge	
	2400-2483.5_Bluetooth-LE_CH00_2402MHz	
ANT	6+7	
Pol.	Vertical	Fundamental
Peak	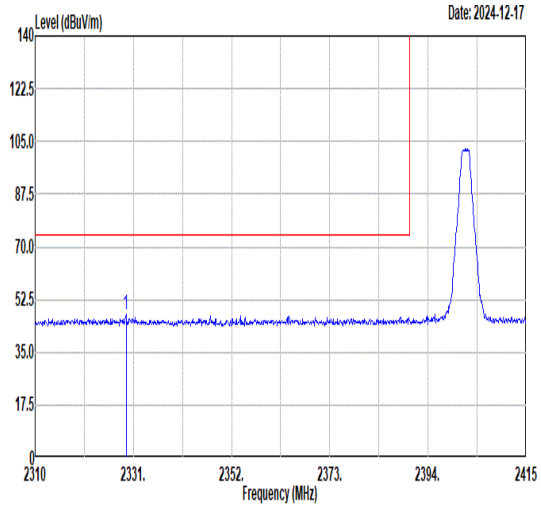 Freq Level Limit Line Margin (dB) Read Level Ant Factor Cable Loss Preamp Factor APos TPos Remark MHz dBuV/m dBuV/m dBuV dB/m dB dB cm deg 1 2329.43 47.41 74.00 -26.59 41.89 30.60 7.59 32.67 400 254 PEAK	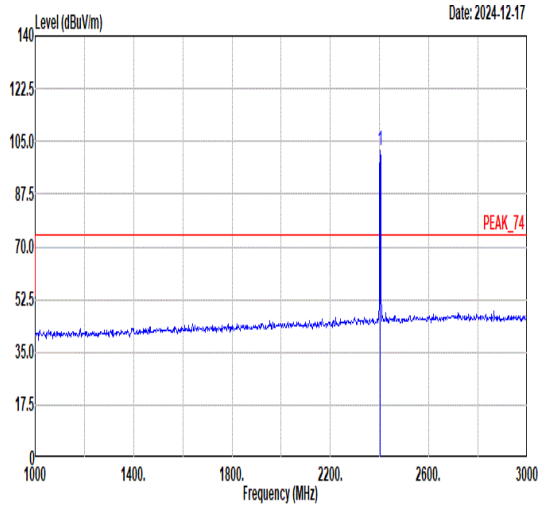 Freq Level Limit Line Margin (dB) Read Level Ant Factor Cable Loss Preamp Factor APos TPos Remark MHz dBuV/m dBuV/m dBuV dB/m dB dB cm deg 1 2402.00 102.15 ------ ------ 96.40 30.60 7.79 32.64 400 254 PEAK
Avg	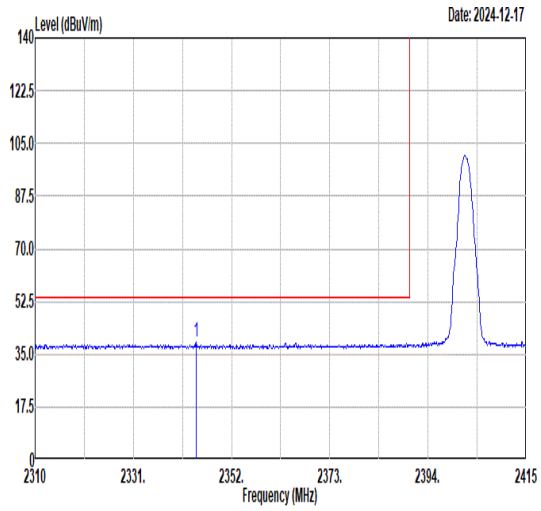 Freq Level Limit Line Margin (dB) Read Level Ant Factor Cable Loss Preamp Factor APos TPos Remark MHz dBuV/m dBuV/m dBuV dB/m dB dB cm deg 1 2344.44 39.00 54.00 -15.00 33.43 30.60 7.63 32.66 400 254 AVERAGE	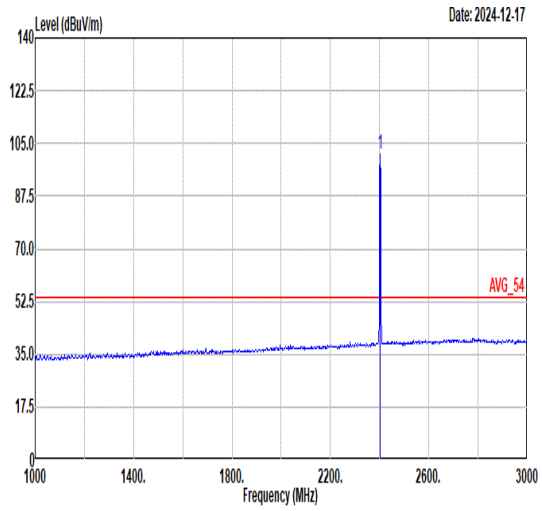 Freq Level Limit Line Margin (dB) Read Level Ant Factor Cable Loss Preamp Factor APos TPos Remark MHz dBuV/m dBuV/m dBuV dB/m dB dB cm deg 1 2402.00 101.30 ------ ------ 95.55 30.60 7.79 32.64 400 254 AVERAGE

Mode	4	
	Harmonic	
	2400-2483.5_Bluetooth-LE_CH00_2402MHz	
ANT	6+7	
Pol.	Horizontal	Vertical
Peak Avg	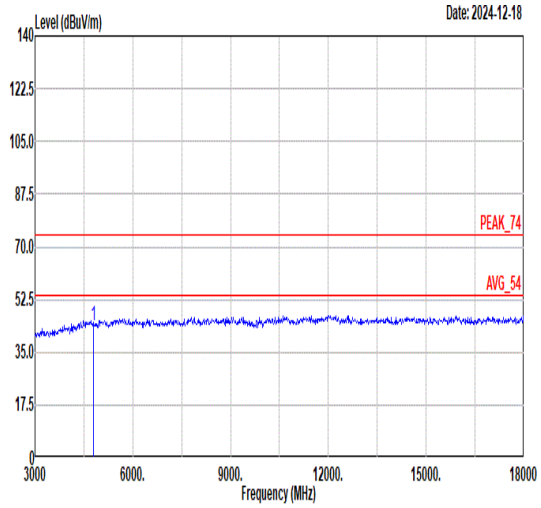 Freq Level Limit Line Margin Read Level Ant Factor Cable Loss Preamp Factor APos TPos Remark MHz dBuV/m dBuV/m dB dBuV dB/m dB dB cm deg 1 4804.00 43.90 74.00 -30.10 50.11 35.30 11.07 52.58 --- --- Peak	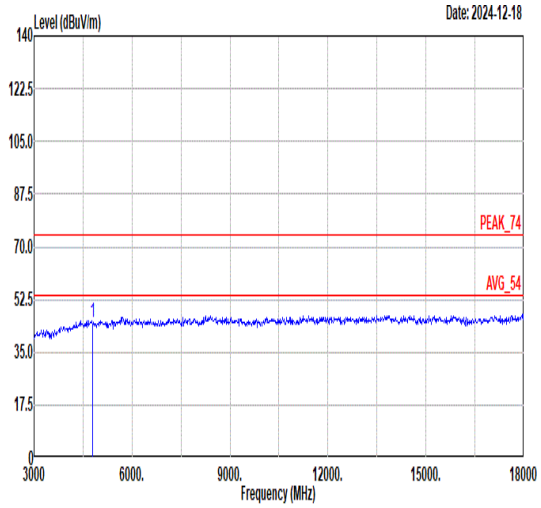 Freq Level Limit Line Margin Read Level Ant Factor Cable Loss Preamp Factor APos TPos Remark MHz dBuV/m dBuV/m dB dBuV dB/m dB dB cm deg 1 4804.00 44.74 74.00 -29.26 50.95 35.30 11.07 52.58 --- --- Peak

Mode	5	
	Harmonic	
	2400-2483.5_Bluetooth-LE_CH19_2440MHz	
ANT	6+7	
Pol.	Horizontal	Vertical
Peak Avg	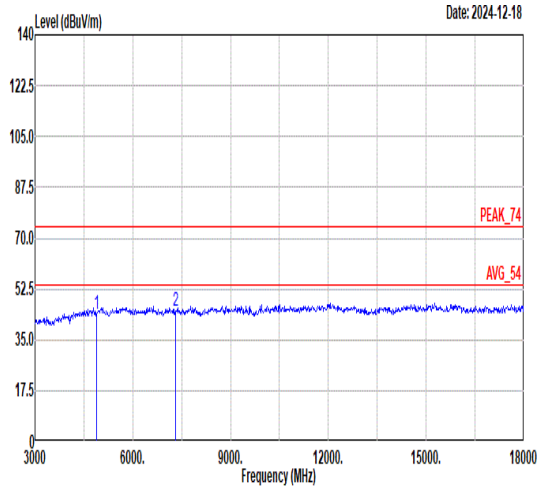 Freq Level Limit Line Margin Read Level Ant Factor Cable Loss Preamp Factor APos TPos Remark MHz dBuV/m dBuV/m dB dBuV dB/m dB dB cm deg 1 4880.00 43.79 74.00 -30.21 49.96 35.36 11.10 52.63 --- --- Peak 2 7320.00 44.73 74.00 -29.27 47.31 36.56 13.09 52.23 --- --- Peak	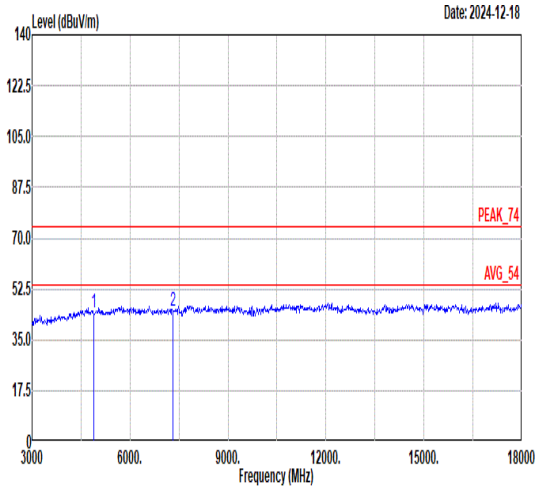 Freq Level Limit Line Margin Read Level Ant Factor Cable Loss Preamp Factor APos TPos Remark MHz dBuV/m dBuV/m dB dBuV dB/m dB dB cm deg 1 4880.00 44.22 74.00 -29.78 50.39 35.36 11.10 52.63 --- --- Peak 2 7320.00 45.01 74.00 -28.99 47.59 36.56 13.09 52.23 --- --- Peak

Mode	6	
	Band Edge	
	2400-2483.5_Bluetooth-LE_CH39_2480MHz	
ANT	6+7	
Pol.	Horizontal	Fundamental
Peak	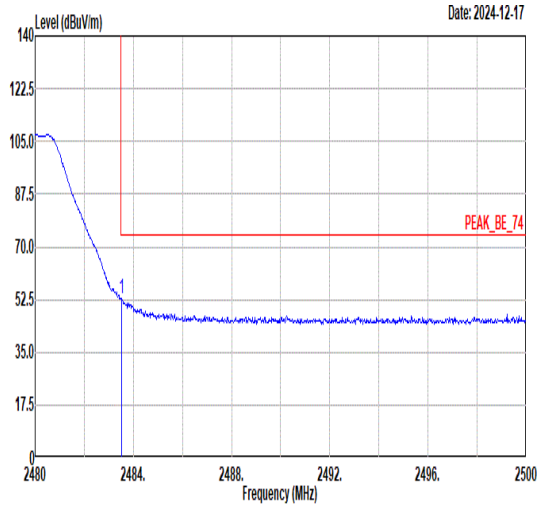 Freq Level Limit Line Margin (dB) Read Level Ant Factor Cable Loss Preamp Factor APos TPos Remark MHz dBuV/m dBuV/m dBuV dB/m dB dB cm deg 1 2483.52 52.82 74.00 -21.18 46.92 30.63 7.88 32.61 371 328 PEAK	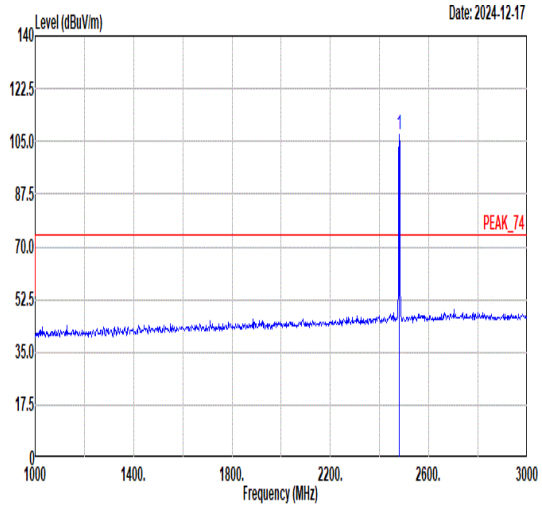 Freq Level Limit Line Margin (dB) Read Level Ant Factor Cable Loss Preamp Factor APos TPos Remark MHz dBuV/m dBuV/m dBuV dB/m dB dB cm deg 1 2480.00 107.40 ------ ------ 101.50 30.64 7.87 32.61 371 328 PEAK
Avg	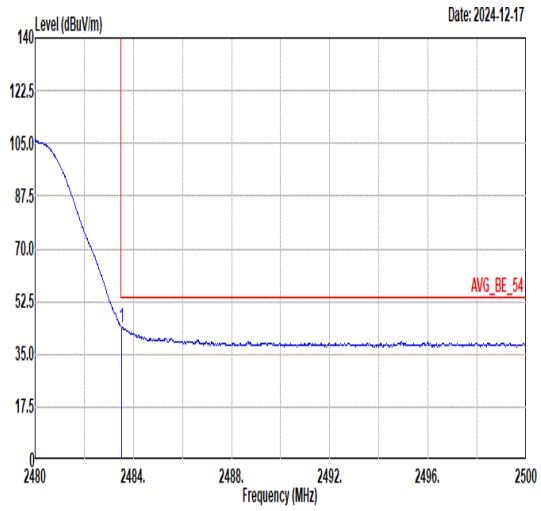 Freq Level Limit Line Margin (dB) Read Level Ant Factor Cable Loss Preamp Factor APos TPos Remark MHz dBuV/m dBuV/m dBuV dB/m dB dB cm deg 1 2483.52 43.99 54.00 -10.01 38.09 30.63 7.88 32.61 371 328 AVERAGE	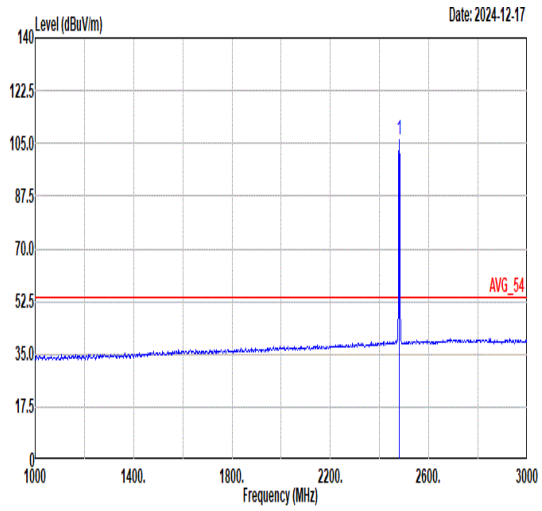 Freq Level Limit Line Margin (dB) Read Level Ant Factor Cable Loss Preamp Factor APos TPos Remark MHz dBuV/m dBuV/m dBuV dB/m dB dB cm deg 1 2480.00 105.98 ------ ------ 100.08 30.64 7.87 32.61 371 328 AVERAGE

Mode	6	
	Band Edge	
	2400-2483.5_Bluetooth-LE_CH39_2480MHz	
ANT	6+7	
Pol.	Vertical	Fundamental
Peak	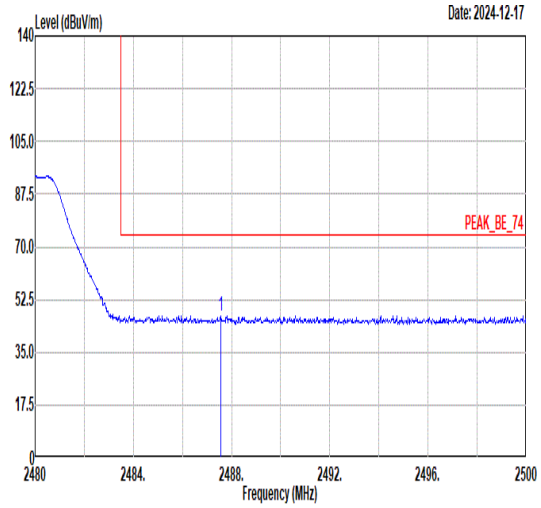 Freq Level Limit Line Margin (dB) Read Level Ant Factor Cable Loss Preamp Factor APos TPos Remark MHz dBuV/m dBuV/m dBuV dB/m dB dB cm deg 1 2487.56 47.27 74.00 -26.73 41.37 30.62 7.88 32.60 100 349 PEAK	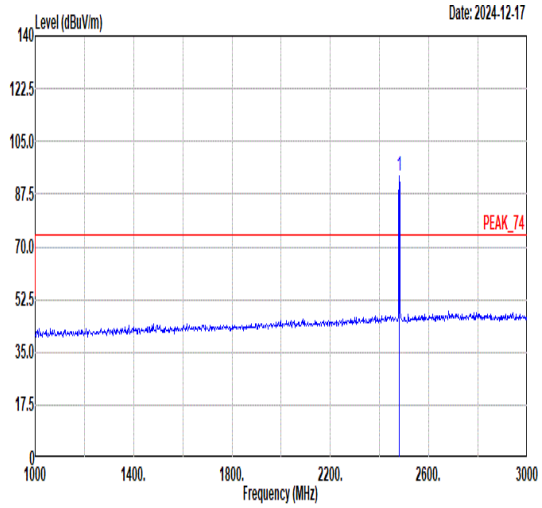 Freq Level Limit Line Margin (dB) Read Level Ant Factor Cable Loss Preamp Factor APos TPos Remark MHz dBuV/m dBuV/m dBuV dB/m dB dB cm deg 1 2480.00 93.32 ------ ------ 87.42 30.64 7.87 32.61 100 349 PEAK
Avg	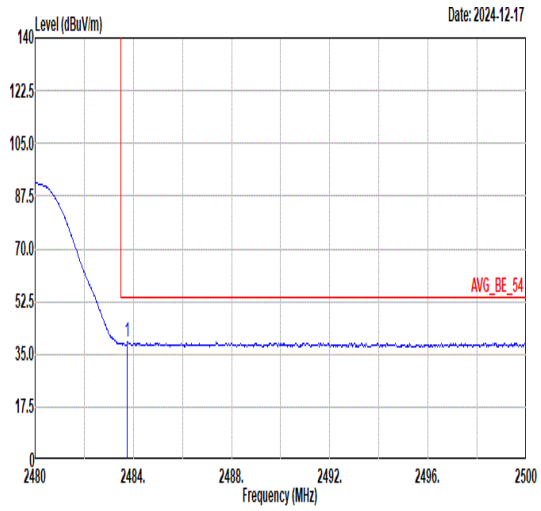 Freq Level Limit Line Margin (dB) Read Level Ant Factor Cable Loss Preamp Factor APos TPos Remark MHz dBuV/m dBuV/m dBuV dB/m dB dB cm deg 1 2483.76 39.19 54.00 -14.81 33.29 30.63 7.88 32.61 100 349 AVERAGE	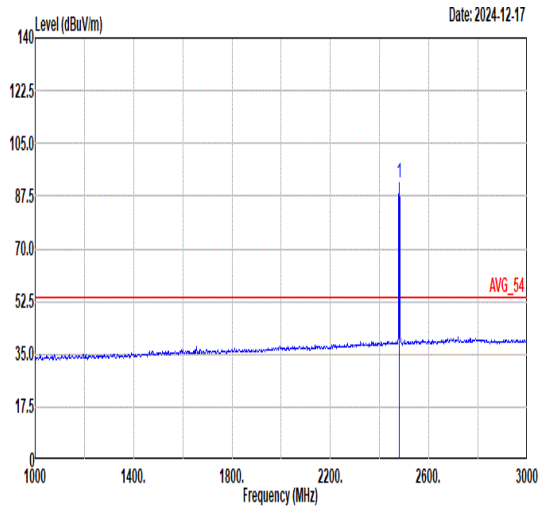 Freq Level Limit Line Margin (dB) Read Level Ant Factor Cable Loss Preamp Factor APos TPos Remark MHz dBuV/m dBuV/m dBuV dB/m dB dB cm deg 1 2480.00 92.02 ------ ------ 86.12 30.64 7.87 32.61 100 349 AVERAGE

Mode	6	
	Harmonic	
	2400-2483.5_Bluetooth-LE_CH39_2480MHz	
ANT	6+7	
Pol.	Horizontal	Vertical
Peak Avg	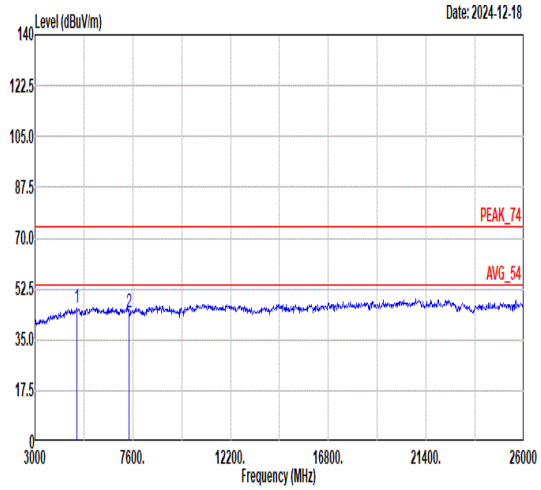 Freq Level Limit Line Margin Read Level Ant Factor Cable Loss Preamp Factor APos TPos Remark MHz dBuV/m dBuV/m dB dBuV dB/m dB dB cm deg 1 4960.00 46.06 74.00 -27.94 51.88 35.72 11.14 52.68 --- --- Peak 2 7440.00 44.55 74.00 -29.45 47.26 36.60 12.97 52.28 --- --- Peak	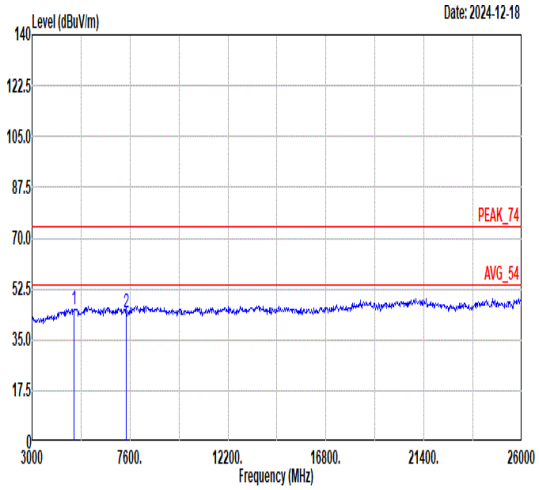 Freq Level Limit Line Margin Read Level Ant Factor Cable Loss Preamp Factor APos TPos Remark MHz dBuV/m dBuV/m dB dBuV dB/m dB dB cm deg 1 4960.00 45.35 74.00 -28.65 51.17 35.72 11.14 52.68 --- --- Peak 2 7440.00 44.47 74.00 -29.53 47.18 36.60 12.97 52.28 --- --- Peak

Mode	7	
	Band Edge	
	2400-2483.5_Bluetooth-LE_CH00_2402MHz	
ANT	6	
Pol.	Horizontal	Fundamental
Peak	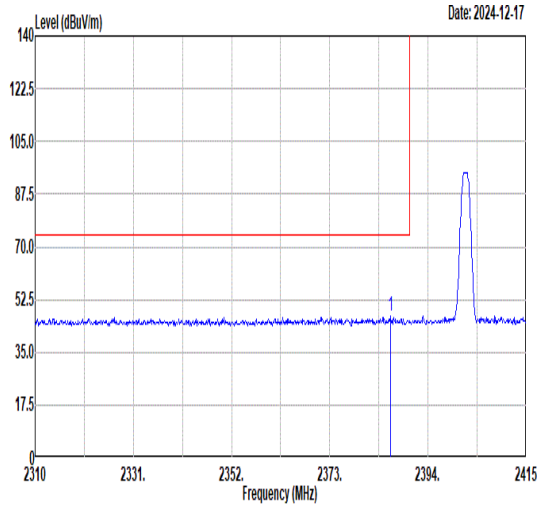 Freq Level Limit Line Margin (dB) Read Level Ant Factor Cable Loss Preamp Factor APos TPos Remark MHz dBuV/m dBuV/m dBuV dB/m dB dB cm deg 1 2386.02 47.09 74.00 -26.91 41.39 30.60 7.75 32.65 361 228 PEAK	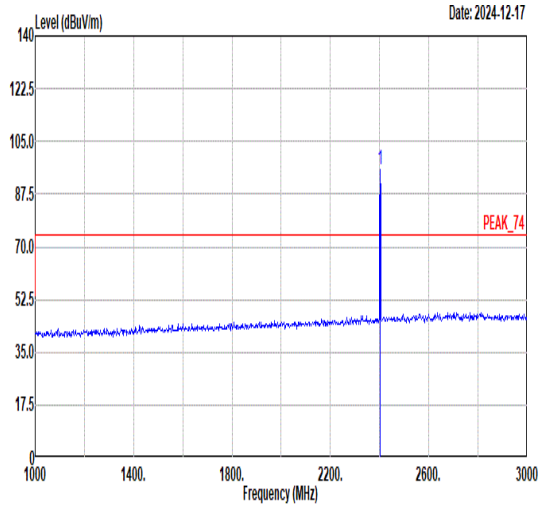 Freq Level Limit Line Margin (dB) Read Level Ant Factor Cable Loss Preamp Factor APos TPos Remark MHz dBuV/m dBuV/m dBuV dB/m dB dB cm deg 1 2402.00 95.87 ------ ------ 90.12 30.60 7.79 32.64 361 228 PEAK
Avg	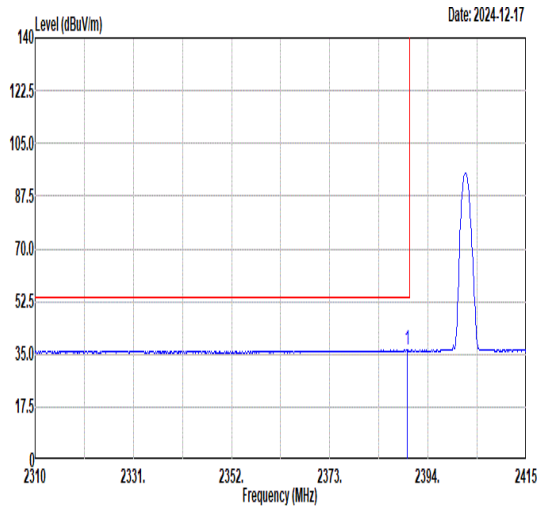 Freq Level Limit Line Margin (dB) Read Level Ant Factor Cable Loss Preamp Factor APos TPos Remark MHz dBuV/m dBuV/m dBuV dB/m dB dB cm deg 1 2389.49 36.42 54.00 -17.58 30.70 30.60 7.76 32.64 361 228 AVERAGE	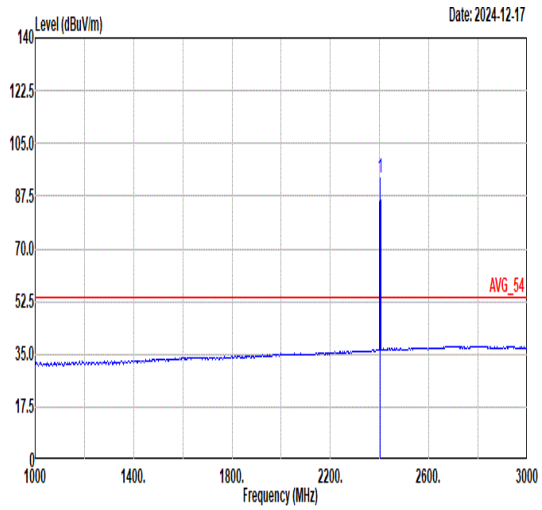 Freq Level Limit Line Margin (dB) Read Level Ant Factor Cable Loss Preamp Factor APos TPos Remark MHz dBuV/m dBuV/m dBuV dB/m dB dB cm deg 1 2402.00 93.67 ------ ------ 87.92 30.60 7.79 32.64 361 228 AVERAGE

Mode	7	
	Band Edge	
	2400-2483.5_Bluetooth-LE_CH00_2402MHz	
ANT	6	
Pol.	Vertical	Fundamental
Peak	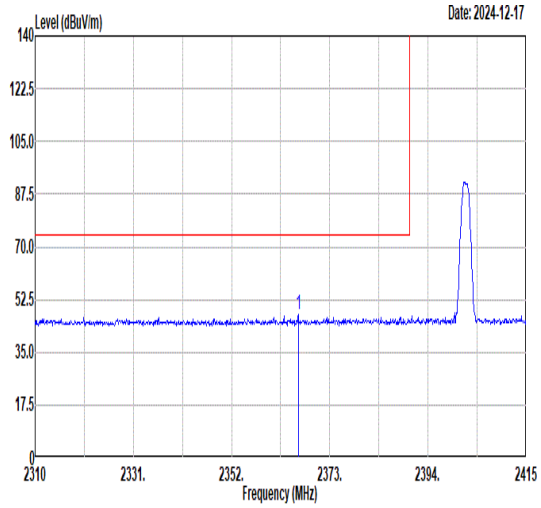 Freq Level Limit Line Margin (dB) Read Level Ant Factor Cable Loss Preamp Factor APos TPos Remark MHz dBuV/m dBuV/m dBuV dB/m dB dB cm deg 1 2366.28 47.34 74.00 -26.66 41.70 30.60 7.69 32.65 200 213 PEAK	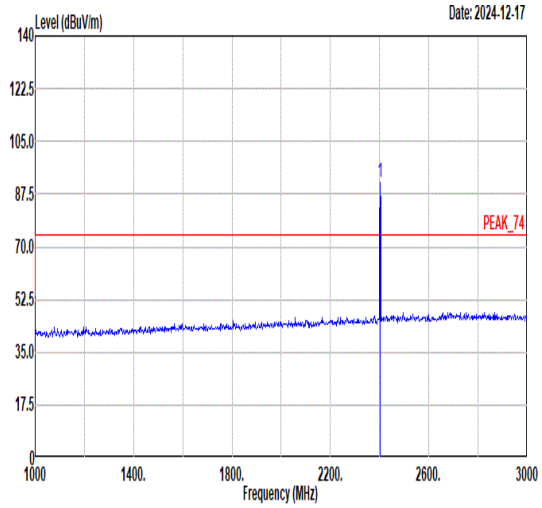 Freq Level Limit Line Margin (dB) Read Level Ant Factor Cable Loss Preamp Factor APos TPos Remark MHz dBuV/m dBuV/m dBuV dB/m dB dB cm deg 1 2402.00 91.17 ------ ------ 85.42 30.60 7.79 32.64 200 213 PEAK
Avg	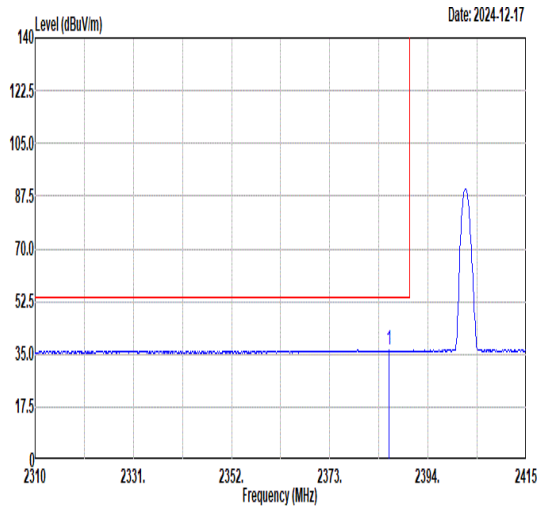 Freq Level Limit Line Margin (dB) Read Level Ant Factor Cable Loss Preamp Factor APos TPos Remark MHz dBuV/m dBuV/m dBuV dB/m dB dB cm deg 1 2385.60 36.38 54.00 -17.62 30.68 30.60 7.75 32.65 200 213 AVERAGE	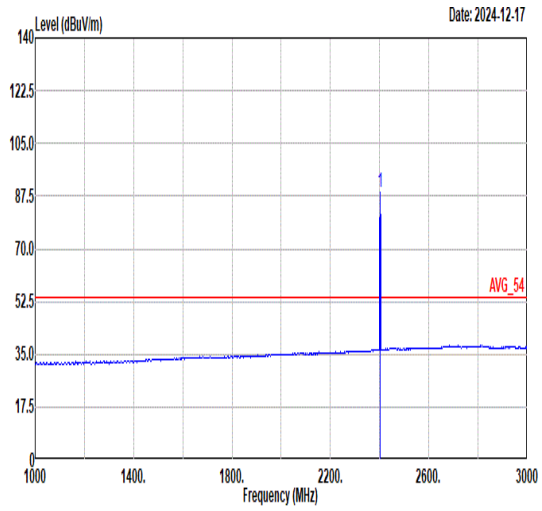 Freq Level Limit Line Margin (dB) Read Level Ant Factor Cable Loss Preamp Factor APos TPos Remark MHz dBuV/m dBuV/m dBuV dB/m dB dB cm deg 1 2402.00 88.81 ------ ------ 83.06 30.60 7.79 32.64 200 213 AVERAGE

Mode	7	
	Harmonic	
	2400-2483.5_Bluetooth-LE_CH00_2402MHz	
ANT	6	
Pol.	Horizontal	Vertical
Peak Avg	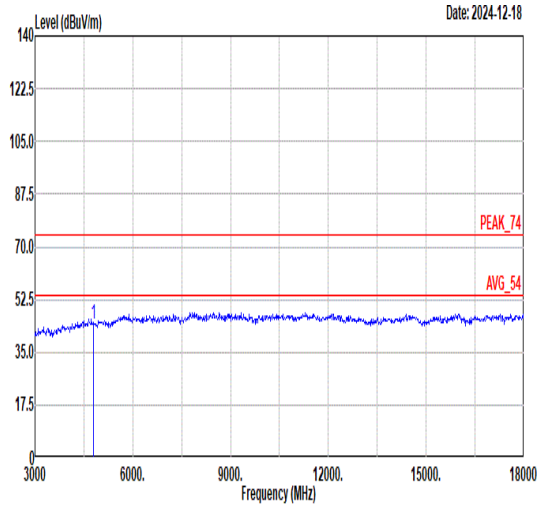 Freq Level Limit Line Margin Read Level Ant Factor Cable Loss Preamp Factor APos TPos Remark MHz dBuV/m dBuV/m dB dBuV dB/m dB dB cm deg 1 4804.00 44.46 74.00 -29.54 50.67 35.30 11.07 52.58 --- --- Peak	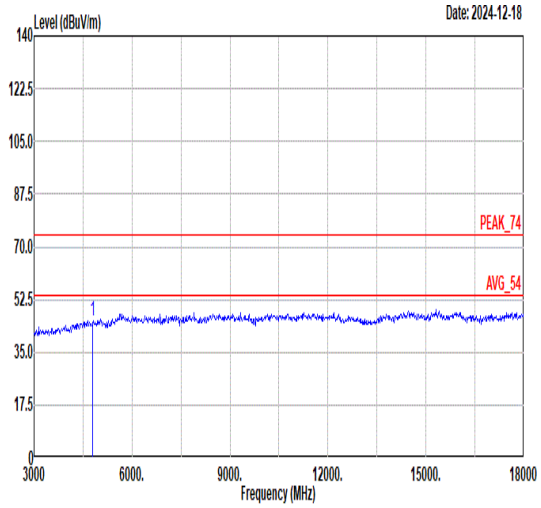 Freq Level Limit Line Margin Read Level Ant Factor Cable Loss Preamp Factor APos TPos Remark MHz dBuV/m dBuV/m dB dBuV dB/m dB dB cm deg 1 4804.00 45.31 74.00 -28.69 51.52 35.30 11.07 52.58 --- --- Peak

Mode	8	
	Harmonic	
	2400-2483.5_Bluetooth-LE_CH19_2440MHz	
ANT	6	
Pol.	Horizontal	Vertical
Peak Avg	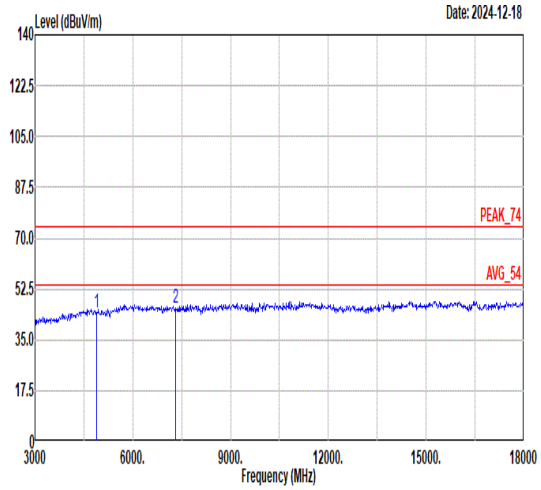 Freq Level Limit Line Margin Read Level Ant Factor Cable Loss Preamp Factor APos TPos Remark MHz dBuV/m dBuV/m dB dBuV dB/m dB dB cm deg 1 4880.00 44.63 74.00 -29.37 50.80 35.36 11.10 52.63 --- --- Peak 2 7320.00 45.85 74.00 -28.15 48.43 36.56 13.09 52.23 --- --- Peak	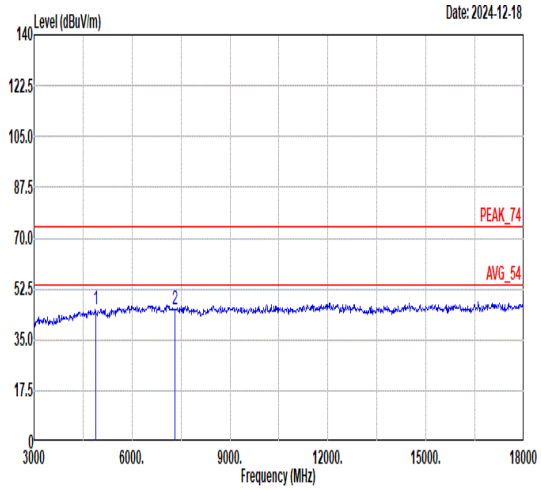 Freq Level Limit Line Margin Read Level Ant Factor Cable Loss Preamp Factor APos TPos Remark MHz dBuV/m dBuV/m dB dBuV dB/m dB dB cm deg 1 4880.00 45.28 74.00 -28.72 51.45 35.36 11.10 52.63 --- --- Peak 2 7320.00 45.67 74.00 -28.33 48.25 36.56 13.09 52.23 --- --- Peak

Mode	9	
	Band Edge	
	2400-2483.5_Bluetooth-LE_CH39_2480MHz	
ANT	6	
Pol.	Horizontal	Fundamental
Peak	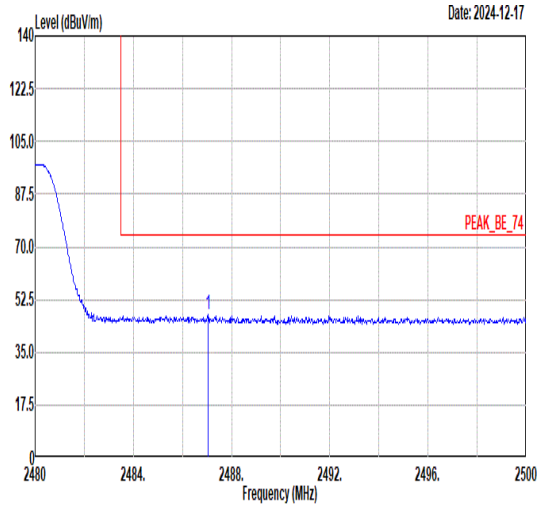 Freq Level Limit Line Margin (dB) Read Level Ant Factor Cable Loss Preamp Factor APos TPos Remark MHz dBuV/m dBuV/m dBuV dB/m dB dB cm deg 1 2487.04 47.41 74.00 -26.59 41.51 30.63 7.88 32.61 385 231 PEAK	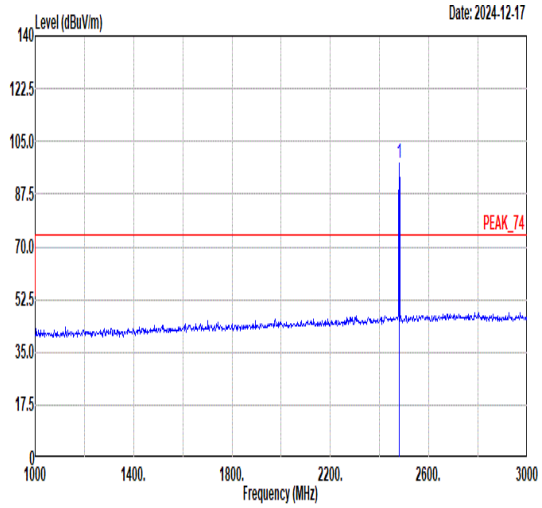 Freq Level Limit Line Margin (dB) Read Level Ant Factor Cable Loss Preamp Factor APos TPos Remark MHz dBuV/m dBuV/m dBuV dB/m dB dB cm deg 1 2480.00 97.53 ------ ------ 91.63 30.64 7.87 32.61 385 231 PEAK
Avg	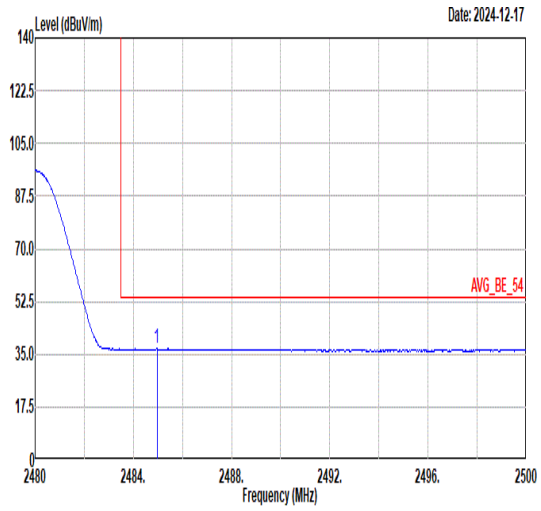 Freq Level Limit Line Margin (dB) Read Level Ant Factor Cable Loss Preamp Factor APos TPos Remark MHz dBuV/m dBuV/m dBuV dB/m dB dB cm deg 1 2484.96 36.81 54.00 -17.19 30.91 30.63 7.88 32.61 385 231 AVERAGE	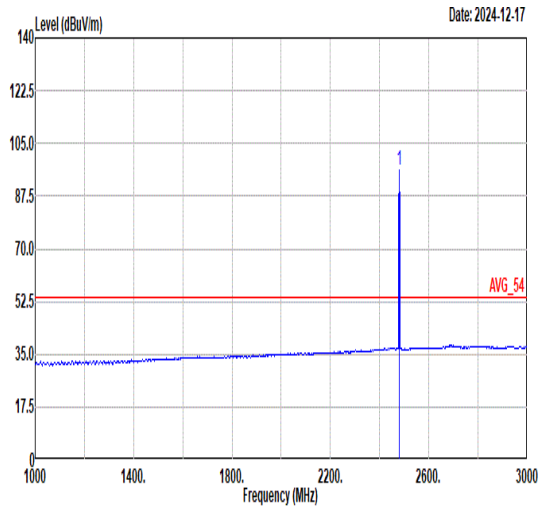 Freq Level Limit Line Margin (dB) Read Level Ant Factor Cable Loss Preamp Factor APos TPos Remark MHz dBuV/m dBuV/m dBuV dB/m dB dB cm deg 1 2480.00 96.23 ------ ------ 90.33 30.64 7.87 32.61 385 231 AVERAGE

Mode	9	
	Band Edge	
	2400-2483.5_Bluetooth-LE_CH39_2480MHz	
ANT	6	
Pol.	Vertical	Fundamental
Peak	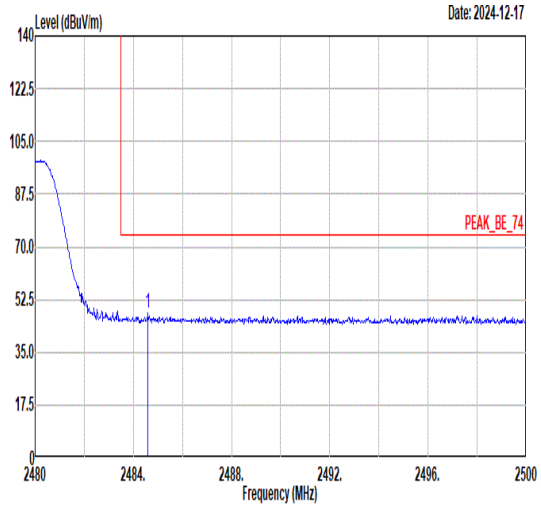 Freq Level Limit Line Margin (dB) Read Level Ant Factor Cable Loss Preamp Factor APos TPos Remark MHz dBuV/m dBuV/m dBuV dB/m dB dB cm deg 1 2484.60 47.89 74.00 -26.11 41.99 30.63 7.88 32.61 109 39 PEAK	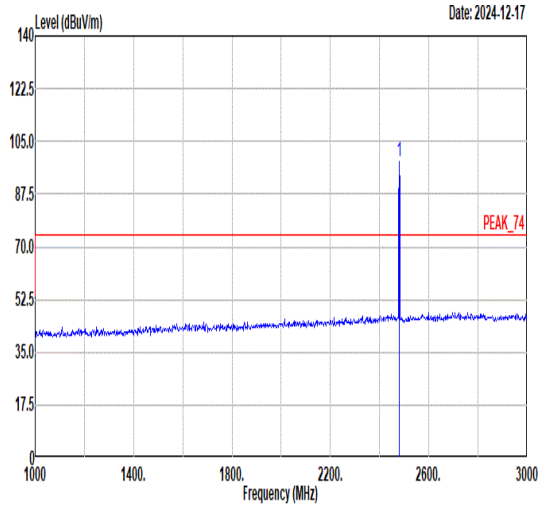 Freq Level Limit Line Margin (dB) Read Level Ant Factor Cable Loss Preamp Factor APos TPos Remark MHz dBuV/m dBuV/m dBuV dB/m dB dB cm deg 1 2480.00 98.06 ------ ------ 92.16 30.64 7.87 32.61 109 39 PEAK
Avg	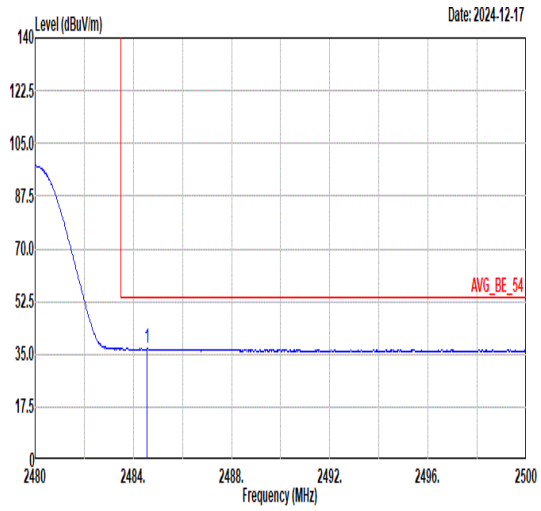 Freq Level Limit Line Margin (dB) Read Level Ant Factor Cable Loss Preamp Factor APos TPos Remark MHz dBuV/m dBuV/m dBuV dB/m dB dB cm deg 1 2484.56 36.91 54.00 -17.09 31.01 30.63 7.88 32.61 109 39 AVERAGE	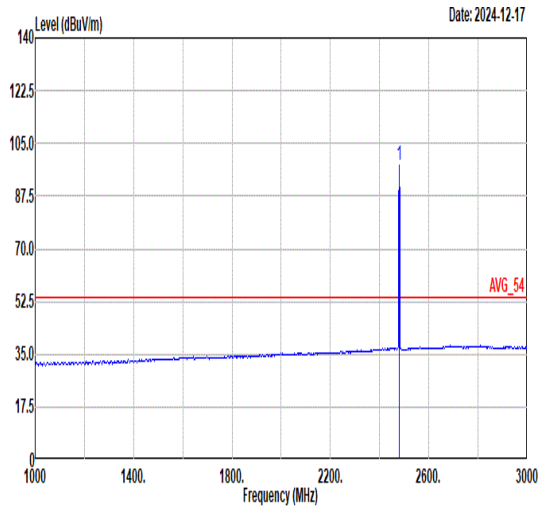 Freq Level Limit Line Margin (dB) Read Level Ant Factor Cable Loss Preamp Factor APos TPos Remark MHz dBuV/m dBuV/m dBuV dB/m dB dB cm deg 1 2480.00 97.68 ------ ------ 91.78 30.64 7.87 32.61 109 39 AVERAGE

Mode	9	
	Harmonic	
	2400-2483.5_Bluetooth-LE_CH39_2480MHz	
ANT	6	
Pol.	Horizontal	Vertical
Peak Avg	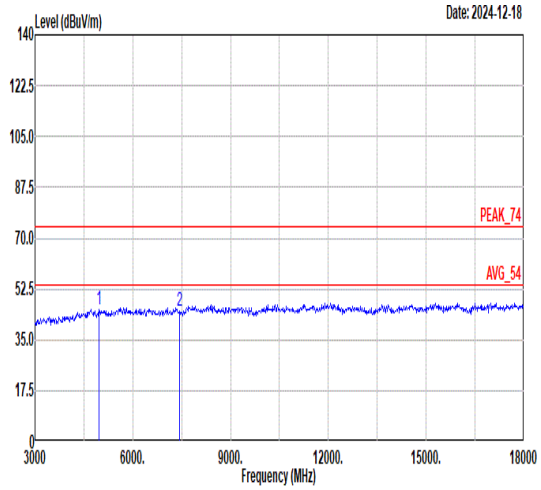 Freq Level Limit Line Margin Read Level Ant Factor Cable Loss Preamp Factor APos TPos Remark MHz dBuV/m dBuV/m dB dBuV dB/m dB dB cm deg 1 4960.00 45.60 74.00 -28.40 51.42 35.72 11.14 52.68 --- --- Peak 2 7440.00 44.94 74.00 -29.06 47.65 36.60 12.97 52.28 --- --- Peak	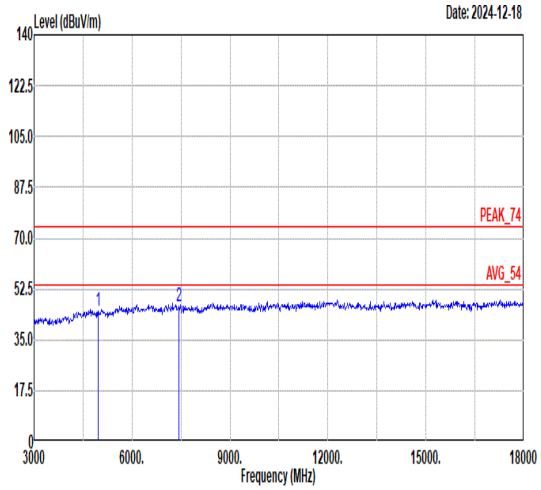 Freq Level Limit Line Margin Read Level Ant Factor Cable Loss Preamp Factor APos TPos Remark MHz dBuV/m dBuV/m dB dBuV dB/m dB dB cm deg 1 4960.00 44.75 74.00 -29.25 50.57 35.72 11.14 52.68 --- --- Peak 2 7440.00 46.62 74.00 -27.38 49.33 36.60 12.97 52.28 --- --- Peak

Mode	10	
	Band Edge	
	2400-2483.5_Bluetooth-LE_CH00_2402MHz	
ANT	6	
Pol.	Horizontal	Fundamental
Peak	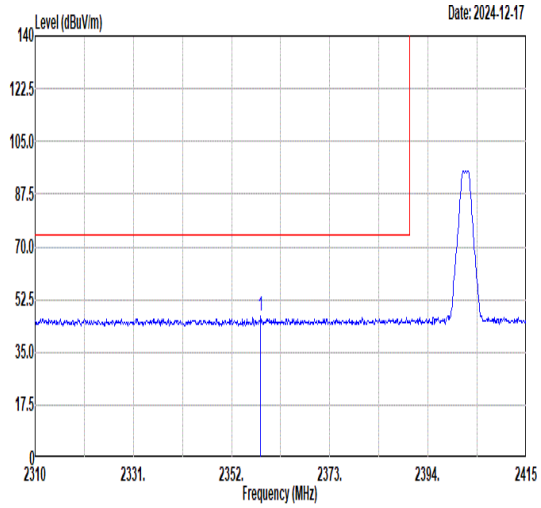 Freq Level Limit Line Margin (dB) Read Level Ant Factor Cable Loss Preamp Factor APos TPos Remark MHz dBuV/m dBuV/m dBuV dB/m dB dB cm deg 1 2358.20 46.82 74.00 -27.18 41.21 30.60 7.67 32.66 364 227 PEAK	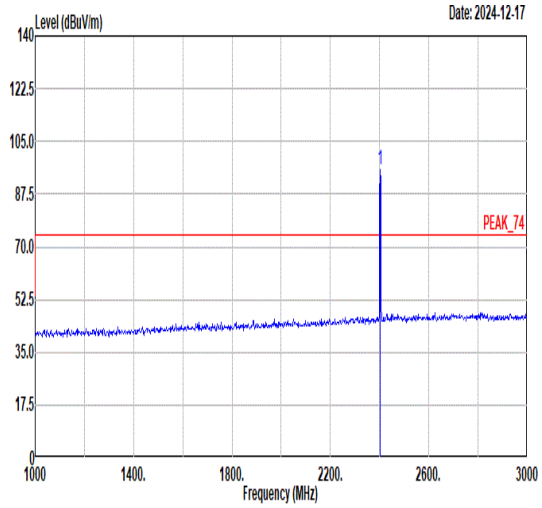 Freq Level Limit Line Margin (dB) Read Level Ant Factor Cable Loss Preamp Factor APos TPos Remark MHz dBuV/m dBuV/m dBuV dB/m dB dB cm deg 1 2402.00 95.48 ------ ------ 89.73 30.60 7.79 32.64 364 227 PEAK
Avg	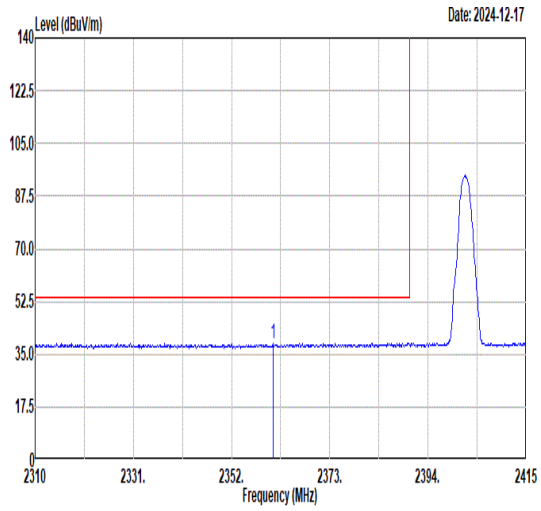 Freq Level Limit Line Margin (dB) Read Level Ant Factor Cable Loss Preamp Factor APos TPos Remark MHz dBuV/m dBuV/m dBuV dB/m dB dB cm deg 1 2360.82 38.74 54.00 -15.26 33.12 30.60 7.68 32.66 364 227 AVERAGE	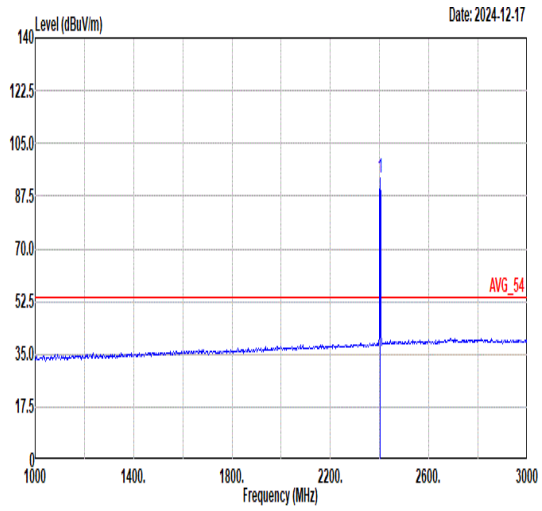 Freq Level Limit Line Margin (dB) Read Level Ant Factor Cable Loss Preamp Factor APos TPos Remark MHz dBuV/m dBuV/m dBuV dB/m dB dB cm deg 1 2402.00 93.75 ------ ------ 88.00 30.60 7.79 32.64 364 227 AVERAGE

Mode	10	
	Band Edge	
	2400-2483.5_Bluetooth-LE_CH00_2402MHz	
ANT	6	
Pol.	Vertical	Fundamental
Peak	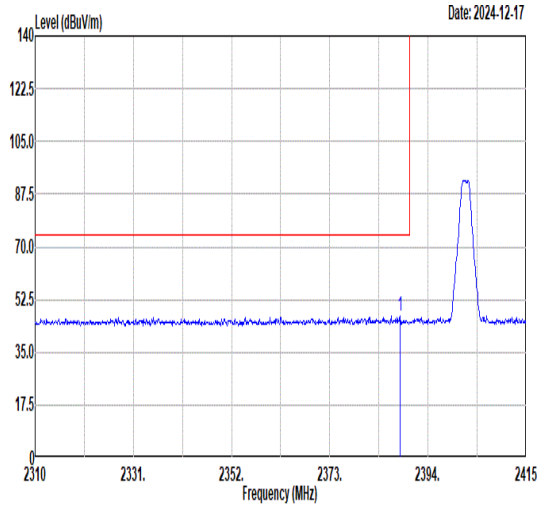 Freq Level Limit Line Margin (dB) Read Level Ant Factor Cable Loss Preamp Factor APos TPos Remark MHz dBuV/m dBuV/m dBuV dB/m dB dB cm deg 1 2388.02 47.10 74.00 -26.90 41.39 30.60 7.75 32.64 200 213 PEAK	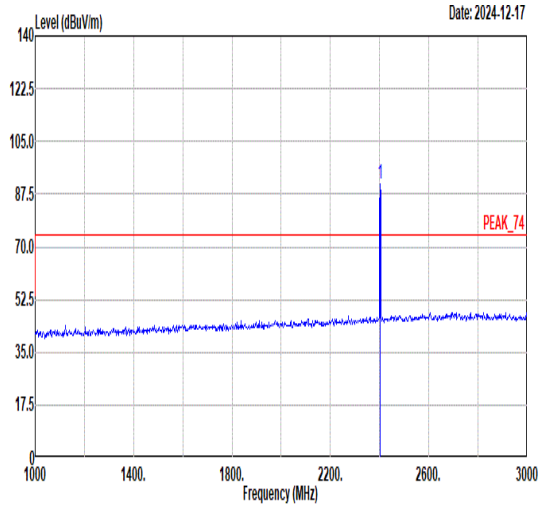 Freq Level Limit Line Margin (dB) Read Level Ant Factor Cable Loss Preamp Factor APos TPos Remark MHz dBuV/m dBuV/m dBuV dB/m dB dB cm deg 1 2402.00 90.76 ------ ------ 85.01 30.60 7.79 32.64 200 213 PEAK
Avg	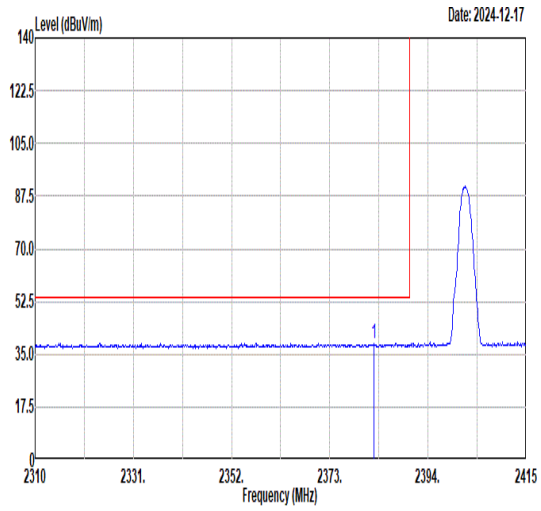 Freq Level Limit Line Margin (dB) Read Level Ant Factor Cable Loss Preamp Factor APos TPos Remark MHz dBuV/m dBuV/m dBuV dB/m dB dB cm deg 1 2382.45 38.75 54.00 -15.25 33.06 30.60 7.74 32.65 200 213 AVERAGE	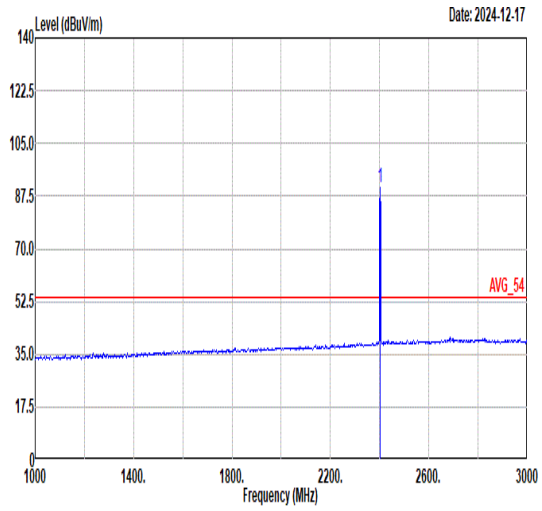 Freq Level Limit Line Margin (dB) Read Level Ant Factor Cable Loss Preamp Factor APos TPos Remark MHz dBuV/m dBuV/m dBuV dB/m dB dB cm deg 1 2402.00 90.50 ------ ------ 84.75 30.60 7.79 32.64 200 213 AVERAGE

Mode	10	
	Harmonic	
	2400-2483.5_Bluetooth-LE_CH00_2402MHz	
ANT	6	
Pol.	Horizontal	Vertical
Peak Avg	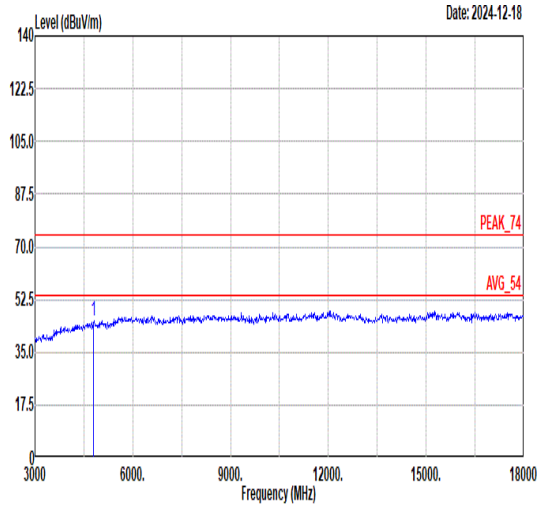 Freq Level Limit Line Margin Read Level Ant Factor Cable Loss Preamp Factor APos TPos Remark MHz dBuV/m dBuV/m dB dBuV dB/m dB dB cm deg 1 4804.00 45.24 74.00 -28.76 51.45 35.30 11.07 52.58 --- --- Peak	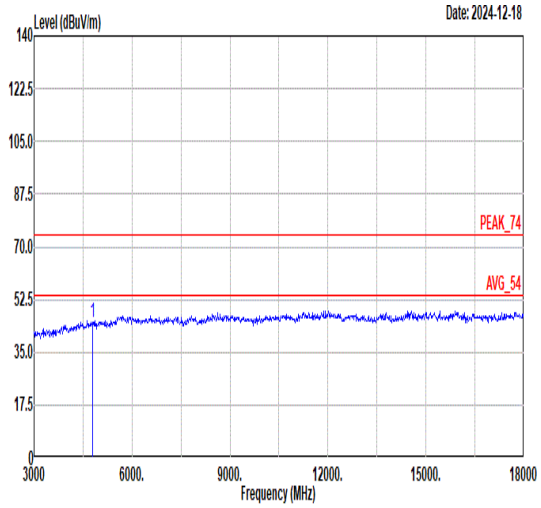 Freq Level Limit Line Margin Read Level Ant Factor Cable Loss Preamp Factor APos TPos Remark MHz dBuV/m dBuV/m dB dBuV dB/m dB dB cm deg 1 4804.00 45.06 74.00 -28.94 51.27 35.30 11.07 52.58 --- --- Peak

Mode	11	
	Harmonic	
	2400-2483.5_Bluetooth-LE_CH19_2440MHz	
ANT	6	
Pol.	Horizontal	Vertical
Peak Avg	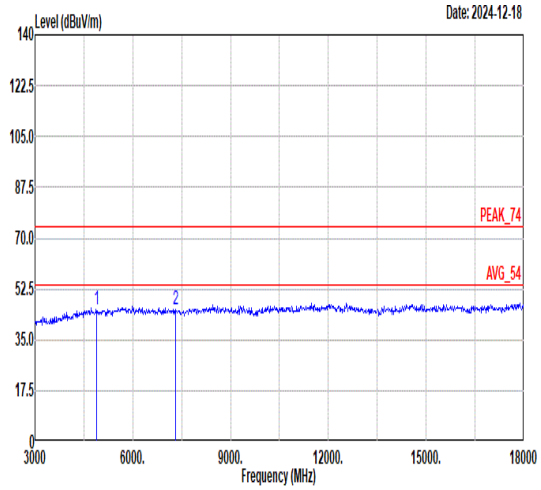 Freq Level Limit Line Margin Read Level Ant Factor Cable Loss Preamp Factor APos TPos Remark MHz dBuV/m dBuV/m dB dBuV dB/m dB dB cm deg 1 4880.00 45.64 74.00 -28.36 51.81 35.36 11.10 52.63 --- --- Peak 2 7320.00 45.53 74.00 -28.47 48.11 36.56 13.09 52.23 --- --- Peak	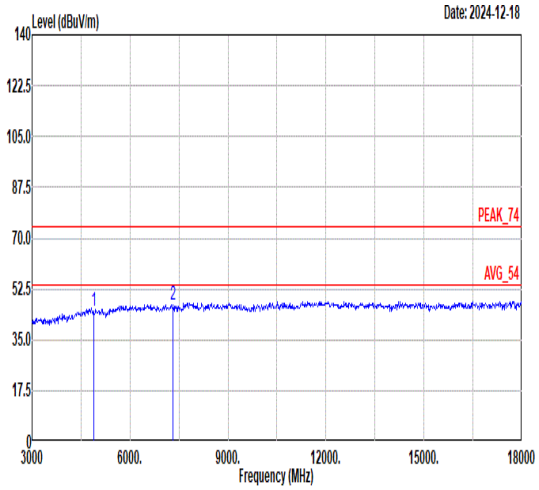 Freq Level Limit Line Margin Read Level Ant Factor Cable Loss Preamp Factor APos TPos Remark MHz dBuV/m dBuV/m dB dBuV dB/m dB dB cm deg 1 4880.00 44.87 74.00 -29.13 51.04 35.36 11.10 52.63 --- --- Peak 2 7320.00 47.04 74.00 -26.96 49.62 36.56 13.09 52.23 --- --- Peak

Mode	12	
	Band Edge	
	2400-2483.5_Bluetooth-LE_CH39_2480MHz	
ANT	6	
Pol.	Horizontal	Fundamental
Peak	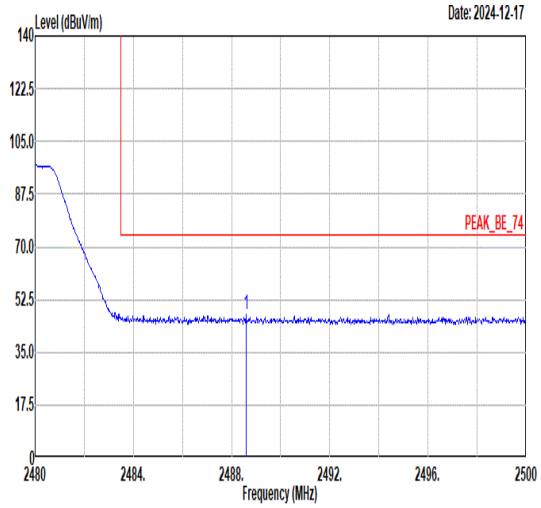 Freq Level Limit Line Margin (dB) Read Level Ant Factor Cable Loss Preamp Factor APos TPos Remark MHz dBuV/m dBuV/m dBuV dB/m dB dB cm deg 1 2488.58 47.31 74.00 -26.69 41.41 30.62 7.88 32.60 385 231 PEAK	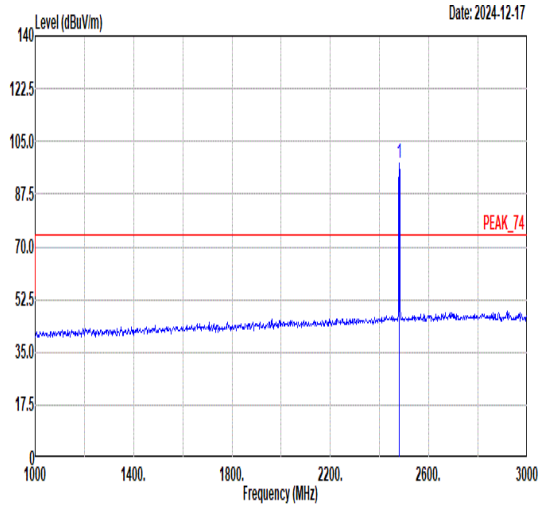 Freq Level Limit Line Margin (dB) Read Level Ant Factor Cable Loss Preamp Factor APos TPos Remark MHz dBuV/m dBuV/m dBuV dB/m dB dB cm deg 1 2480.00 97.48 ------ ------ 91.58 30.64 7.87 32.61 385 231 PEAK
Avg	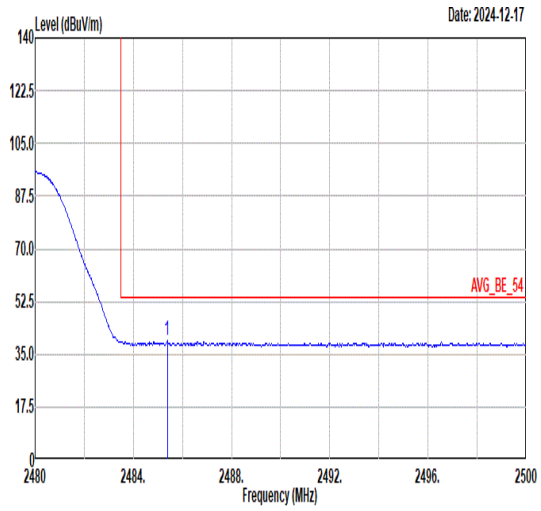 Freq Level Limit Line Margin (dB) Read Level Ant Factor Cable Loss Preamp Factor APos TPos Remark MHz dBuV/m dBuV/m dBuV dB/m dB dB cm deg 1 2485.38 39.56 54.00 -14.44 33.66 30.63 7.88 32.61 385 231 AVERAGE	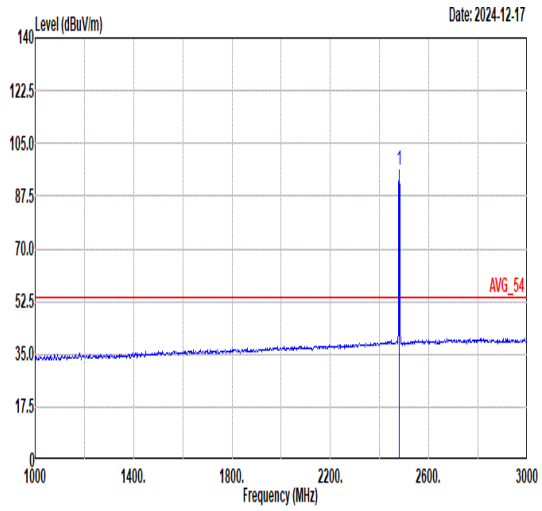 Freq Level Limit Line Margin (dB) Read Level Ant Factor Cable Loss Preamp Factor APos TPos Remark MHz dBuV/m dBuV/m dBuV dB/m dB dB cm deg 1 2480.00 96.07 ------ ------ 90.17 30.64 7.87 32.61 385 231 AVERAGE

Mode	12	
	Band Edge	
	2400-2483.5_Bluetooth-LE_CH39_2480MHz	
ANT	6	
Pol.	Vertical	Fundamental
Peak	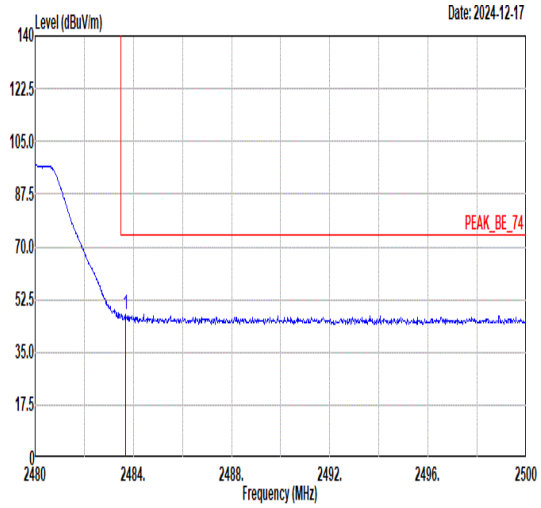 Freq Level Limit Line Margin (dB) Read Level Ant Factor Cable Loss Preamp Factor APos TPos Remark MHz dBuV/m dBuV/m dBuV dB/m dB dB cm deg 1 2483.68 47.61 74.00 -26.39 41.71 30.63 7.88 32.61 109 88 PEAK	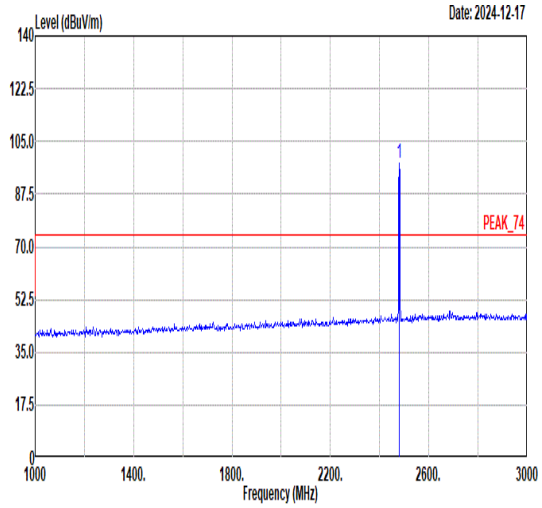 Freq Level Limit Line Margin (dB) Read Level Ant Factor Cable Loss Preamp Factor APos TPos Remark MHz dBuV/m dBuV/m dBuV dB/m dB dB cm deg 1 2480.00 97.61 ------ ------ 91.71 30.64 7.87 32.61 109 88 PEAK
Avg	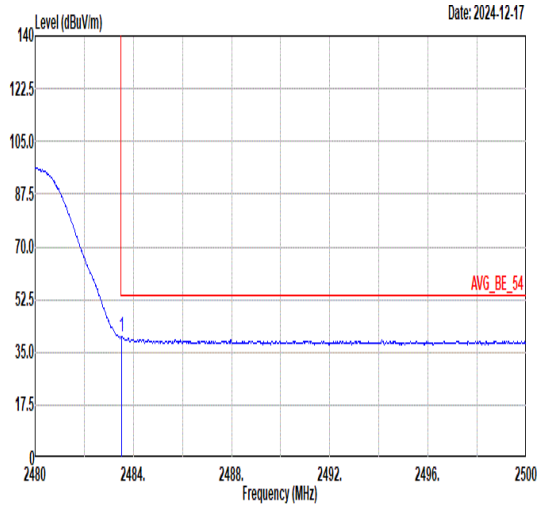 Freq Level Limit Line Margin (dB) Read Level Ant Factor Cable Loss Preamp Factor APos TPos Remark MHz dBuV/m dBuV/m dBuV dB/m dB dB cm deg 1 2483.52 40.29 54.00 -13.71 34.39 30.63 7.88 32.61 109 88 AVERAGE	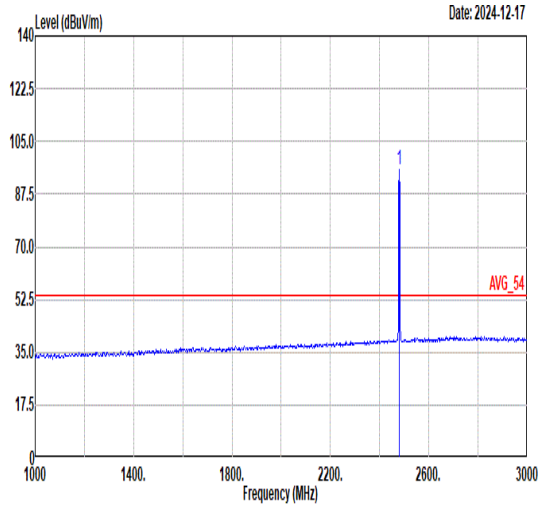 Freq Level Limit Line Margin (dB) Read Level Ant Factor Cable Loss Preamp Factor APos TPos Remark MHz dBuV/m dBuV/m dBuV dB/m dB dB cm deg 1 2480.00 95.82 ------ ------ 89.92 30.64 7.87 32.61 109 88 AVERAGE

Mode	12	
	Harmonic	
	2400-2483.5_Bluetooth-LE_CH39_2480MHz	
ANT	6	
Pol.	Horizontal	Vertical
Peak Avg	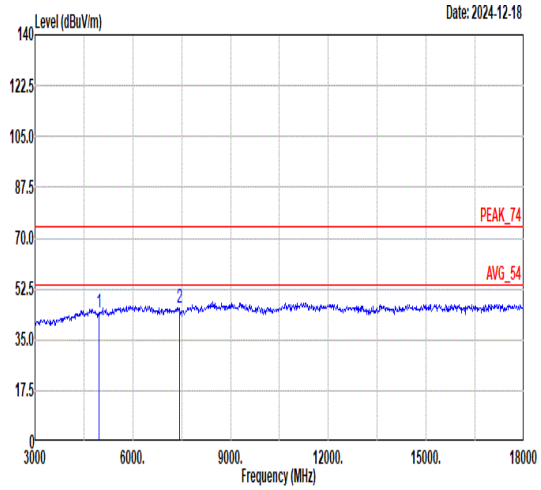 Freq Level Limit Line Margin Read Level Ant Factor Cable Loss Preamp Factor APos TPos Remark MHz dBuV/m dBuV/m dB dBuV dB/m dB dB cm deg 1 4960.00 44.25 74.00 -29.75 50.07 35.72 11.14 52.68 --- --- Peak 2 7440.00 46.18 74.00 -27.82 48.89 36.60 12.97 52.28 --- --- Peak	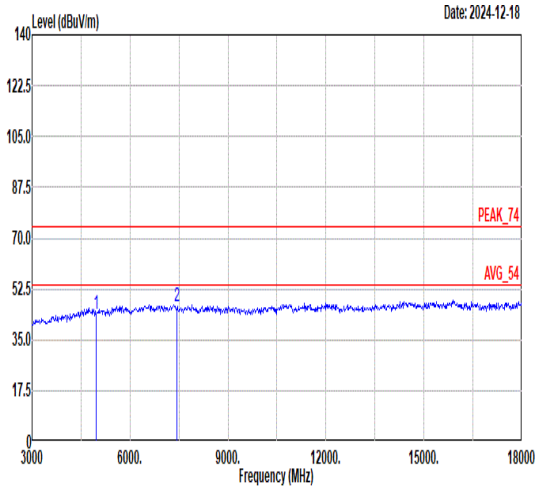 Freq Level Limit Line Margin Read Level Ant Factor Cable Loss Preamp Factor APos TPos Remark MHz dBuV/m dBuV/m dB dBuV dB/m dB dB cm deg 1 4960.00 43.76 74.00 -30.24 49.58 35.72 11.14 52.68 --- --- Peak 2 7440.00 46.59 74.00 -27.41 49.30 36.60 12.97 52.28 --- --- Peak

Mode	13	
	Band Edge	
	2400-2483.5_Bluetooth-LE_CH00_2402MHz	
ANT	7	
Pol.	Horizontal	Fundamental
Peak	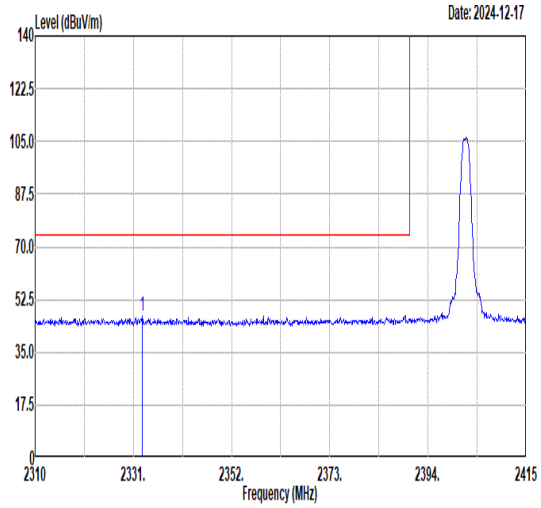 Freq Level Limit Line Margin (dB) Read Level Ant Factor Cable Loss Preamp Factor APos TPos Remark MHz dBuV/m dBuV/m dBuV dB/m dB dB cm deg 1 2332.89 47.06 74.00 -26.94 41.53 30.60 7.60 32.67 392 360 PEAK	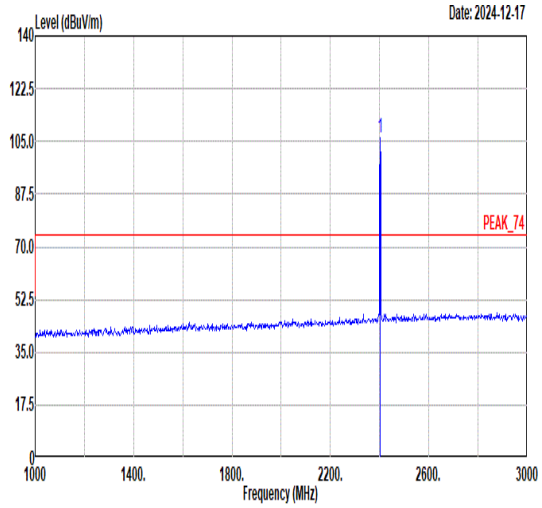 Freq Level Limit Line Margin (dB) Read Level Ant Factor Cable Loss Preamp Factor APos TPos Remark MHz dBuV/m dBuV/m dBuV dB/m dB dB cm deg 1 2402.00 106.14 ------ ------ 100.39 30.60 7.79 32.64 392 360 PEAK
Avg	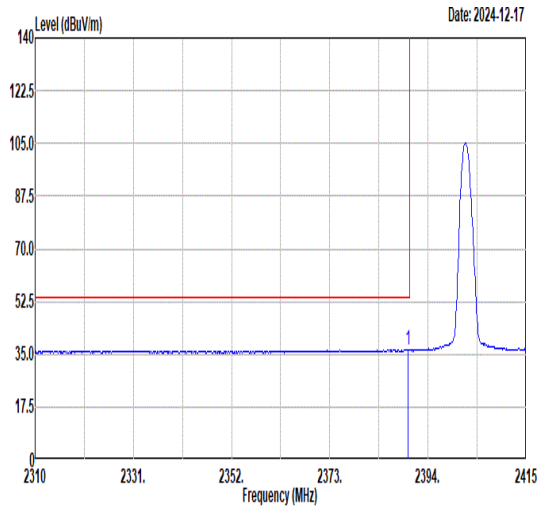 Freq Level Limit Line Margin (dB) Read Level Ant Factor Cable Loss Preamp Factor APos TPos Remark MHz dBuV/m dBuV/m dBuV dB/m dB dB cm deg 1 2389.80 36.48 54.00 -17.52 30.76 30.60 7.76 32.64 392 360 AVERAGE	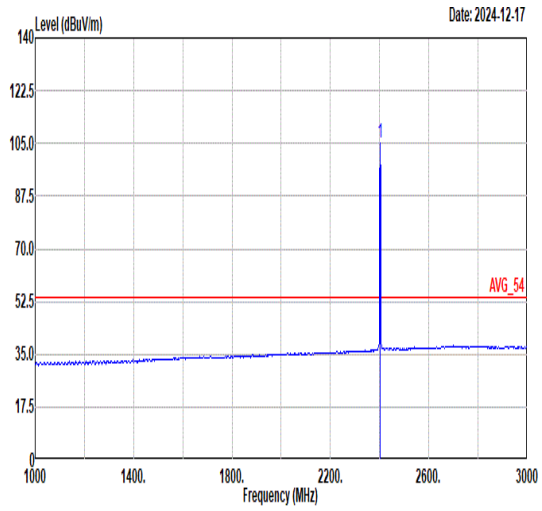 Freq Level Limit Line Margin (dB) Read Level Ant Factor Cable Loss Preamp Factor APos TPos Remark MHz dBuV/m dBuV/m dBuV dB/m dB dB cm deg 1 2402.00 105.21 ------ ------ 99.46 30.60 7.79 32.64 392 360 AVERAGE

Mode	13	
	Band Edge	
	2400-2483.5_Bluetooth-LE_CH00_2402MHz	
ANT	7	
Pol.	Vertical	Fundamental
Peak	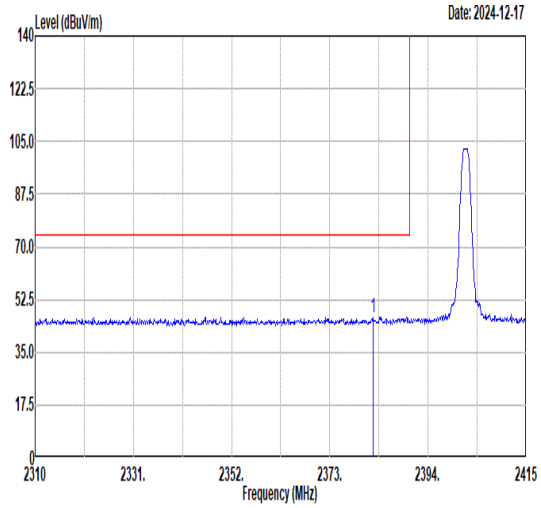 Freq Level Limit Line Margin (dB) Read Level Ant Factor Cable Loss Preamp Factor APos TPos Remark MHz dBuV/m dBuV/m dBuV dB/m dB dB cm deg 1 2382.24 46.62 74.00 -27.38 40.93 30.60 7.74 32.65 393 248 PEAK	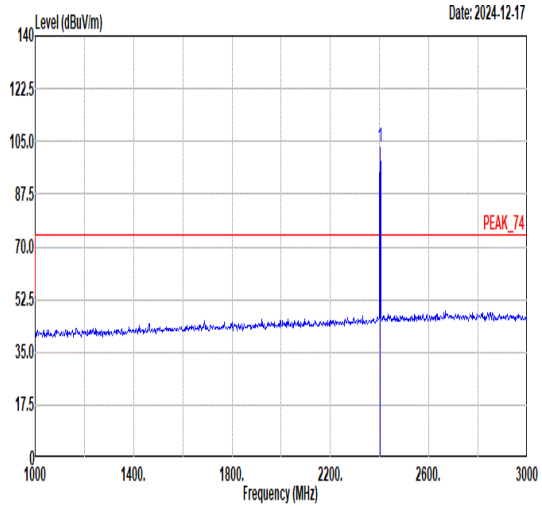 Freq Level Limit Line Margin (dB) Read Level Ant Factor Cable Loss Preamp Factor APos TPos Remark MHz dBuV/m dBuV/m dBuV dB/m dB dB cm deg 1 2402.00 103.11 ------ ------ 97.36 30.60 7.79 32.64 393 248 PEAK
Avg	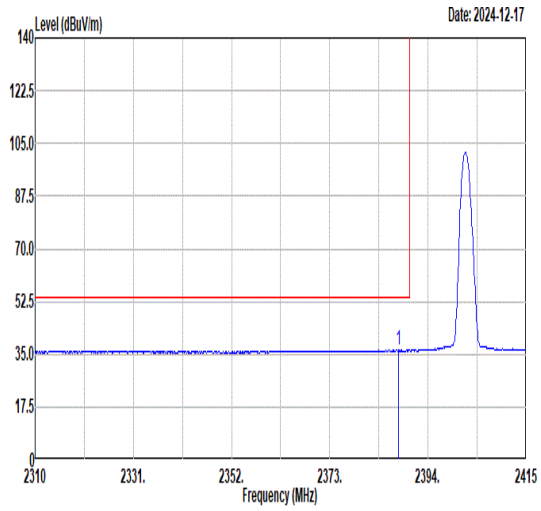 Freq Level Limit Line Margin (dB) Read Level Ant Factor Cable Loss Preamp Factor APos TPos Remark MHz dBuV/m dBuV/m dBuV dB/m dB dB cm deg 1 2387.70 36.41 54.00 -17.59 30.70 30.60 7.75 32.64 393 248 AVERAGE	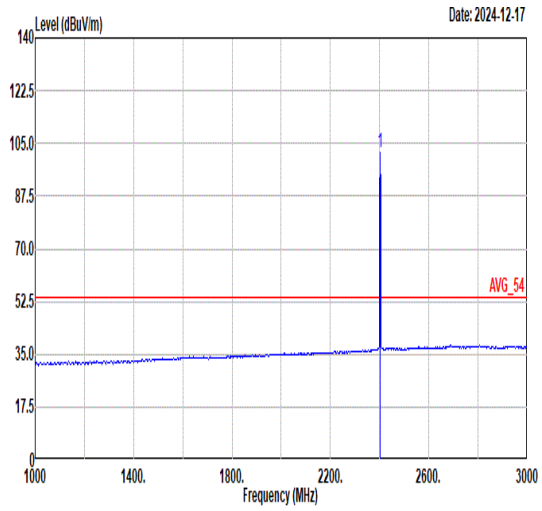 Freq Level Limit Line Margin (dB) Read Level Ant Factor Cable Loss Preamp Factor APos TPos Remark MHz dBuV/m dBuV/m dBuV dB/m dB dB cm deg 1 2402.00 101.93 ------ ------ 96.18 30.60 7.79 32.64 393 248 AVERAGE

Mode	13	
	Harmonic	
	2400-2483.5_Bluetooth-LE_CH00_2402MHz	
ANT	7	
Pol.	Horizontal	Vertical
Peak Avg	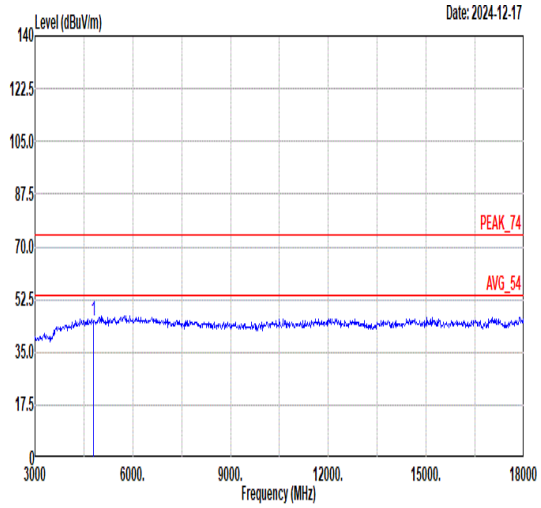 Freq Level Limit Line Margin Read Level Ant Factor Cable Loss Preamp Factor APos TPos Remark MHz dBuV/m dBuV/m dB dBuV dB/m dB dB cm deg 1 4804.00 45.26 74.00 -28.74 51.47 35.30 11.07 52.58 --- --- Peak	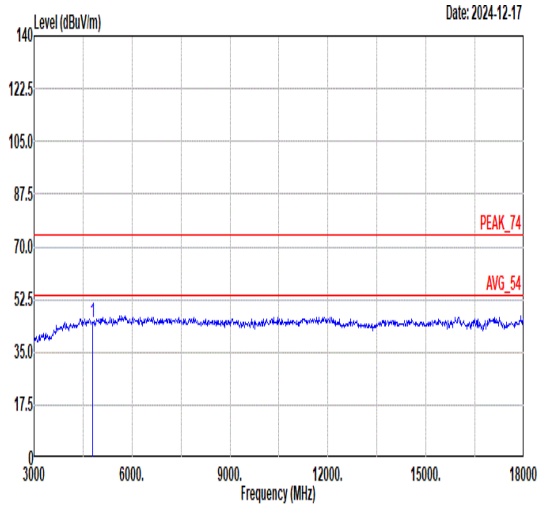 Freq Level Limit Line Margin Read Level Ant Factor Cable Loss Preamp Factor APos TPos Remark MHz dBuV/m dBuV/m dB dBuV dB/m dB dB cm deg 1 4804.00 45.02 74.00 -28.98 51.23 35.30 11.07 52.58 --- --- Peak

Mode	14	
	Harmonic	
	2400-2483.5_Bluetooth-LE_CH19_2440MHz	
ANT	7	
Pol.	Horizontal	Vertical
Peak Avg	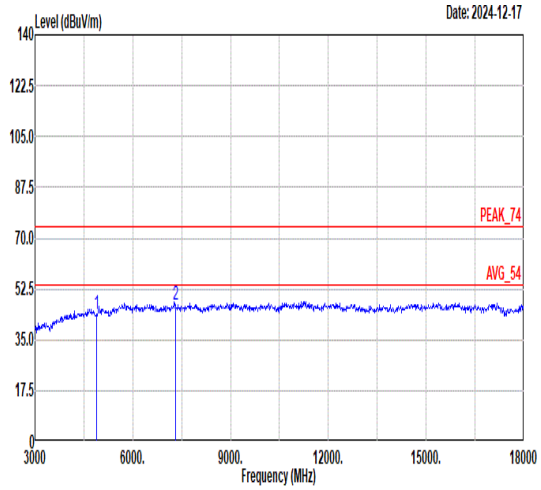 Freq Level Limit Line Margin Read Level Ant Factor Cable Loss Preamp Factor APos TPos Remark MHz dBuV/m dBuV/m dB dBuV dB/m dB dB cm deg 1 4880.00 43.63 74.00 -30.37 49.80 35.36 11.10 52.63 --- --- Peak 2 7320.00 46.78 74.00 -27.22 49.36 36.56 13.09 52.23 --- --- Peak	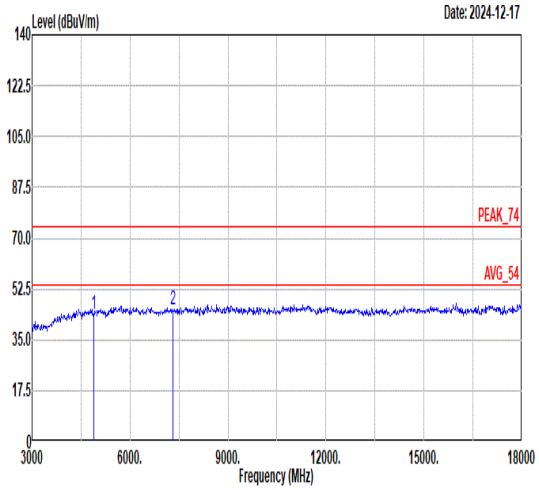 Freq Level Limit Line Margin Read Level Ant Factor Cable Loss Preamp Factor APos TPos Remark MHz dBuV/m dBuV/m dB dBuV dB/m dB dB cm deg 1 4880.00 43.88 74.00 -30.12 50.05 35.36 11.10 52.63 --- --- Peak 2 7320.00 45.17 74.00 -28.83 47.75 36.56 13.09 52.23 --- --- Peak

Mode	15	
	Band Edge	
	2400-2483.5_Bluetooth-LE_CH39_2480MHz	
ANT	7	
Pol.	Horizontal	Fundamental
Peak	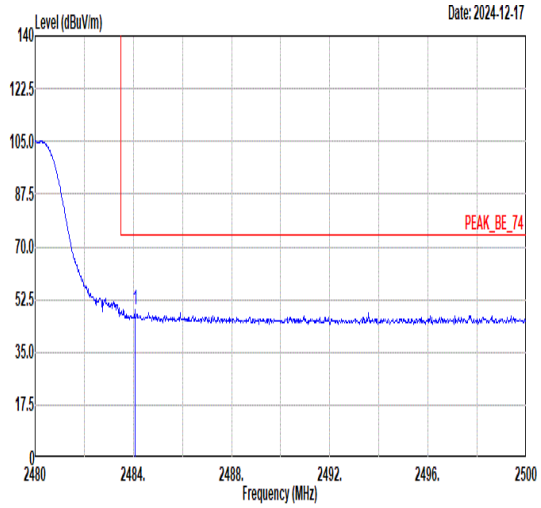 Freq Level Limit Line Margin (dB) Read Level Ant Factor Cable Loss Preamp Factor APos TPos Remark MHz dBuV/m dBuV/m dBuV dB/m dB dB cm deg 1 2484.06 49.14 74.00 -24.86 43.24 30.63 7.88 32.61 400 360 PEAK	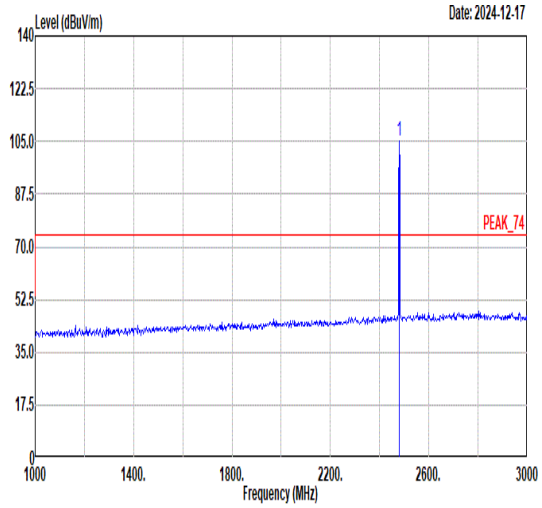 Freq Level Limit Line Margin (dB) Read Level Ant Factor Cable Loss Preamp Factor APos TPos Remark MHz dBuV/m dBuV/m dBuV dB/m dB dB cm deg 1 2480.00 105.32 ------ ------ 99.42 30.64 7.87 32.61 400 360 PEAK
Avg	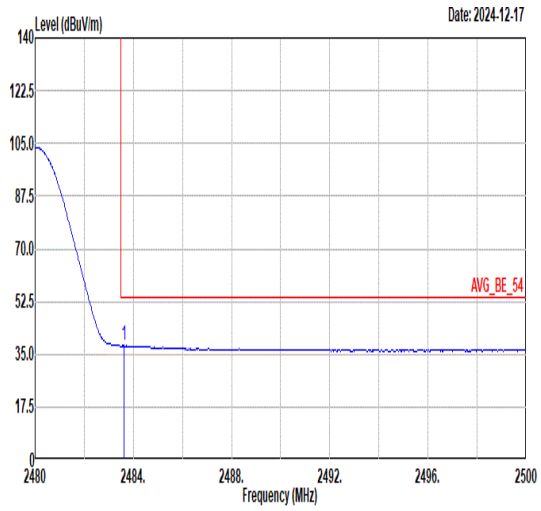 Freq Level Limit Line Margin (dB) Read Level Ant Factor Cable Loss Preamp Factor APos TPos Remark MHz dBuV/m dBuV/m dBuV dB/m dB dB cm deg 1 2483.62 37.81 54.00 -16.19 31.91 30.63 7.88 32.61 400 360 AVERAGE	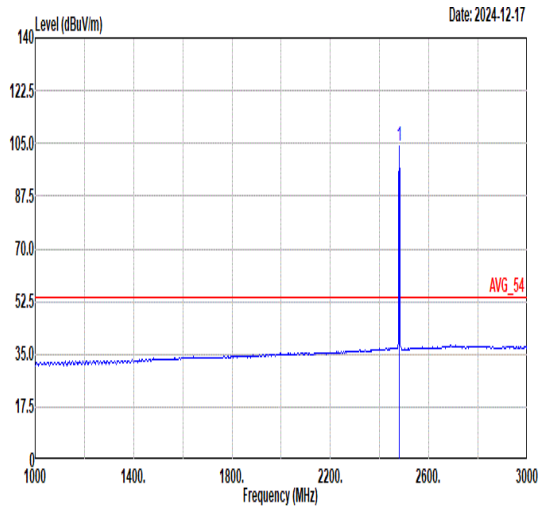 Freq Level Limit Line Margin (dB) Read Level Ant Factor Cable Loss Preamp Factor APos TPos Remark MHz dBuV/m dBuV/m dBuV dB/m dB dB cm deg 1 2480.00 104.09 ------ ------ 98.19 30.64 7.87 32.61 400 360 AVERAGE

Mode	15	
	Band Edge	
	2400-2483.5_Bluetooth-LE_CH39_2480MHz	
ANT	7	
Pol.	Vertical	Fundamental
Peak	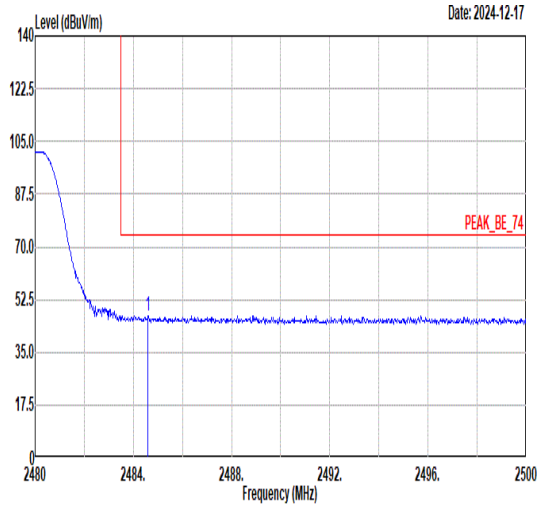 Freq Level Limit Line Margin (dB) Read Level Ant Factor Cable Loss Preamp Factor APos TPos Remark MHz dBuV/m dBuV/m dBuV dB/m dB dB cm deg 1 2484.60 47.18 74.00 -26.82 41.28 30.63 7.88 32.61 370 236 PEAK	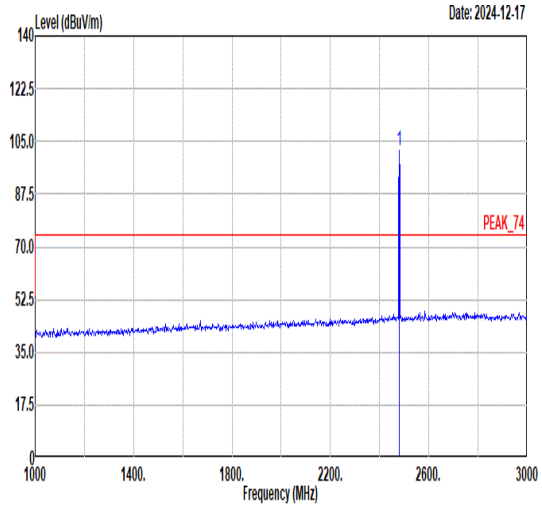 Freq Level Limit Line Margin (dB) Read Level Ant Factor Cable Loss Preamp Factor APos TPos Remark MHz dBuV/m dBuV/m dBuV dB/m dB dB cm deg 1 2480.00 101.80 ------ ------ 95.90 30.64 7.87 32.61 370 236 PEAK
Avg	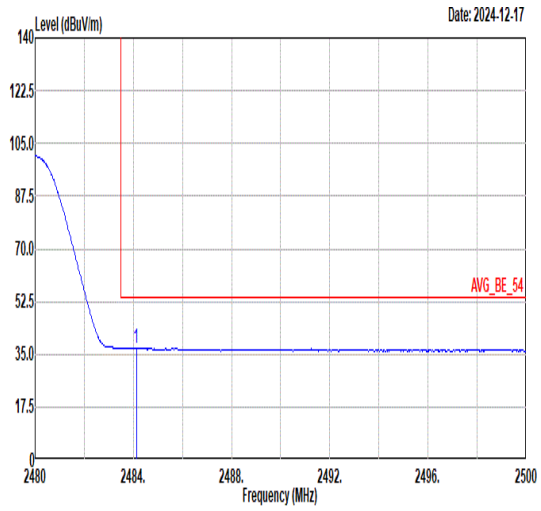 Freq Level Limit Line Margin (dB) Read Level Ant Factor Cable Loss Preamp Factor APos TPos Remark MHz dBuV/m dBuV/m dBuV dB/m dB dB cm deg 1 2484.12 37.07 54.00 -16.93 31.17 30.63 7.88 32.61 370 236 AVERAGE	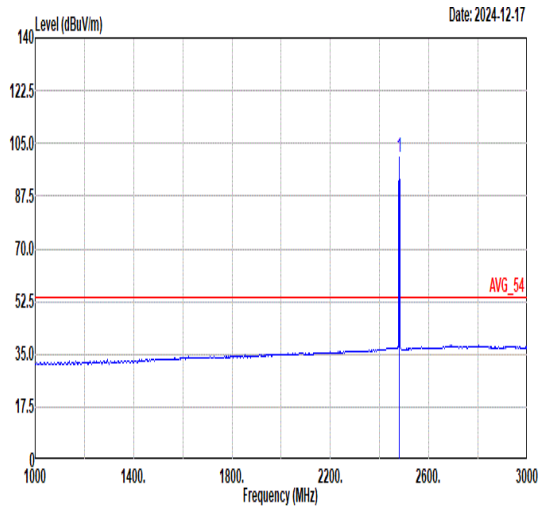 Freq Level Limit Line Margin (dB) Read Level Ant Factor Cable Loss Preamp Factor APos TPos Remark MHz dBuV/m dBuV/m dBuV dB/m dB dB cm deg 1 2480.00 100.64 ------ ------ 94.74 30.64 7.87 32.61 370 236 AVERAGE

Mode	15	
	Harmonic	
	2400-2483.5_Bluetooth-LE_CH39_2480MHz	
ANT	7	
Pol.	Horizontal	Vertical
Peak Avg	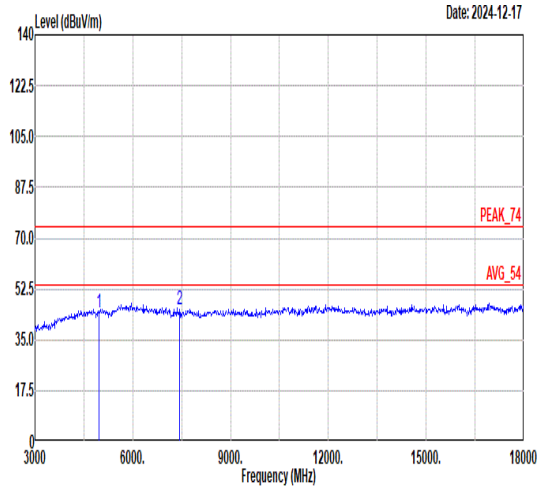 Freq Level Limit Line Margin Read Level Ant Factor Cable Loss Preamp Factor APos TPos Remark MHz dBuV/m dBuV/m dB dBuV dB/m dB dB cm deg 1 4960.00 44.52 74.00 -29.48 50.34 35.72 11.14 52.68 --- --- Peak 2 7440.00 45.64 74.00 -28.36 48.35 36.60 12.97 52.28 --- --- Peak	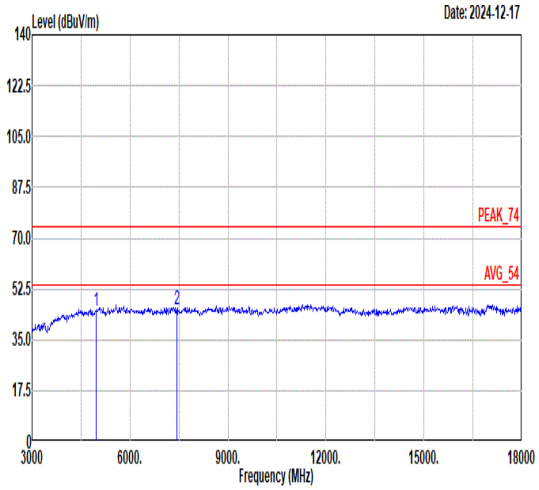 Freq Level Limit Line Margin Read Level Ant Factor Cable Loss Preamp Factor APos TPos Remark MHz dBuV/m dBuV/m dB dBuV dB/m dB dB cm deg 1 4960.00 45.10 74.00 -28.90 50.92 35.72 11.14 52.68 --- --- Peak 2 7440.00 45.40 74.00 -28.60 48.11 36.60 12.97 52.28 --- --- Peak

Mode	16	
	Band Edge	
	2400-2483.5_Bluetooth-LE_CH00_2402MHz	
ANT	7	
Pol.	Horizontal	Fundamental
Peak	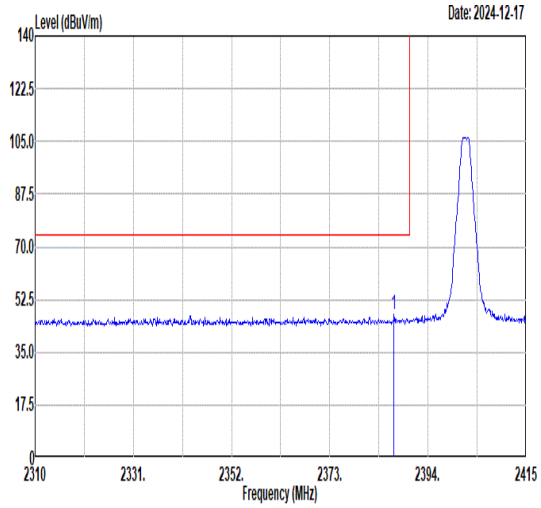 Freq Level Limit Line Margin (dB) Read Level Ant Factor Cable Loss Preamp Factor APos TPos Remark MHz dBuV/m dBuV/m dBuV dB/m dB dB cm deg 1 2386.76 47.29 74.00 -26.71 41.59 30.60 7.75 32.65 392 360 PEAK	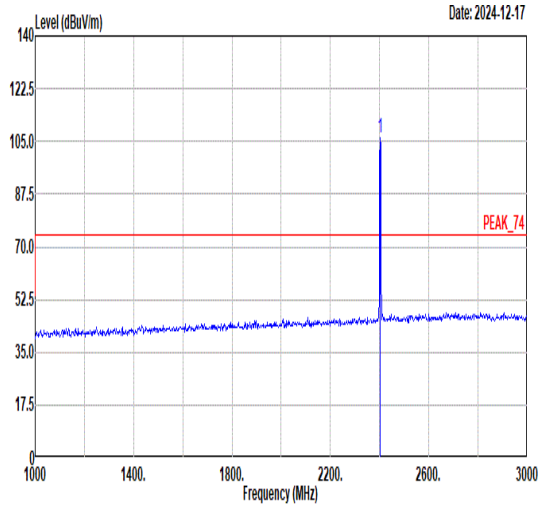 Freq Level Limit Line Margin (dB) Read Level Ant Factor Cable Loss Preamp Factor APos TPos Remark MHz dBuV/m dBuV/m dBuV dB/m dB dB cm deg 1 2402.00 106.38 ------ ------ 100.63 30.60 7.79 32.64 392 360 PEAK
Avg	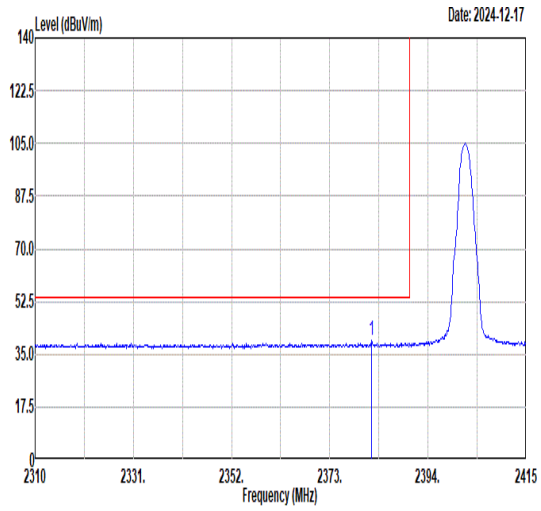 Freq Level Limit Line Margin (dB) Read Level Ant Factor Cable Loss Preamp Factor APos TPos Remark MHz dBuV/m dBuV/m dBuV dB/m dB dB cm deg 1 2381.93 39.41 54.00 -14.59 33.72 30.60 7.74 32.65 392 360 AVERAGE	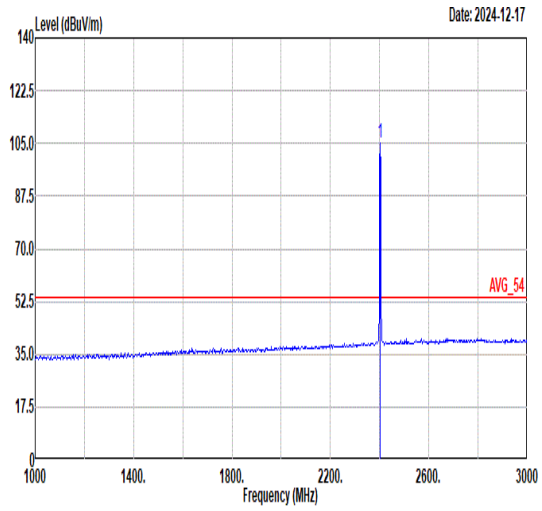 Freq Level Limit Line Margin (dB) Read Level Ant Factor Cable Loss Preamp Factor APos TPos Remark MHz dBuV/m dBuV/m dBuV dB/m dB dB cm deg 1 2402.00 104.99 ------ ------ 99.24 30.60 7.79 32.64 392 360 AVERAGE

Mode	16	
	Band Edge	
	2400-2483.5_Bluetooth-LE_CH00_2402MHz	
ANT	7	
Pol.	Vertical	Fundamental
Peak	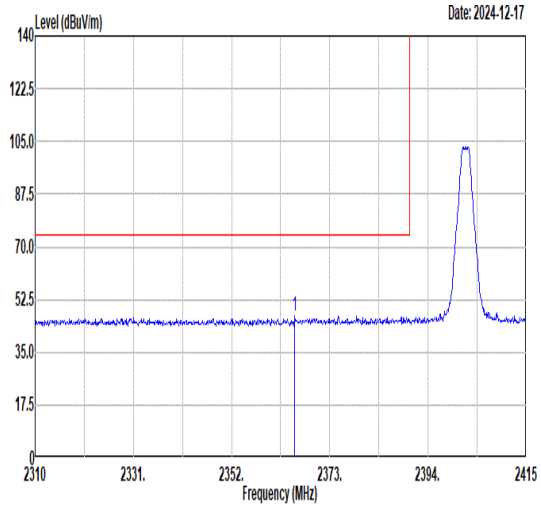 Freq Level Limit Line Margin (dB) Read Level Ant Factor Cable Loss Preamp Factor APos TPos Remark MHz dBuV/m dBuV/m dBuV dB/m dB dB cm deg 1 2365.55 47.23 74.00 -26.77 41.59 30.60 7.69 32.65 393 248 PEAK	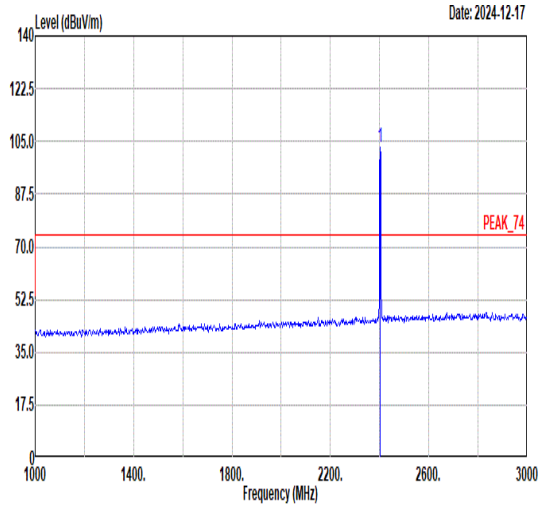 Freq Level Limit Line Margin (dB) Read Level Ant Factor Cable Loss Preamp Factor APos TPos Remark MHz dBuV/m dBuV/m dBuV dB/m dB dB cm deg 1 2402.00 103.12 ------ ------ 97.37 30.60 7.79 32.64 393 248 PEAK
Avg	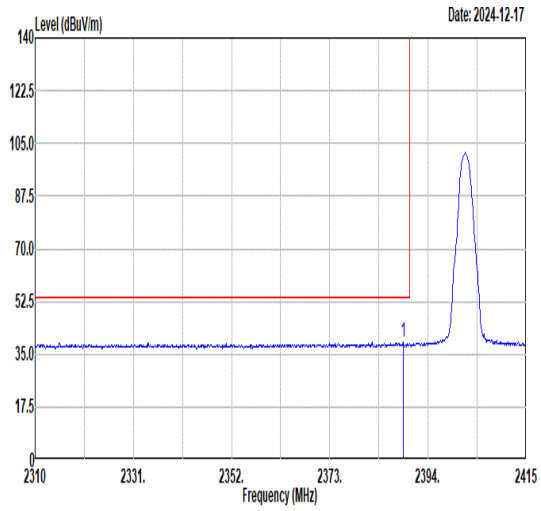 Freq Level Limit Line Margin (dB) Read Level Ant Factor Cable Loss Preamp Factor APos TPos Remark MHz dBuV/m dBuV/m dBuV dB/m dB dB cm deg 1 2388.65 39.10 54.00 -14.90 33.38 30.60 7.76 32.64 393 248 AVERAGE	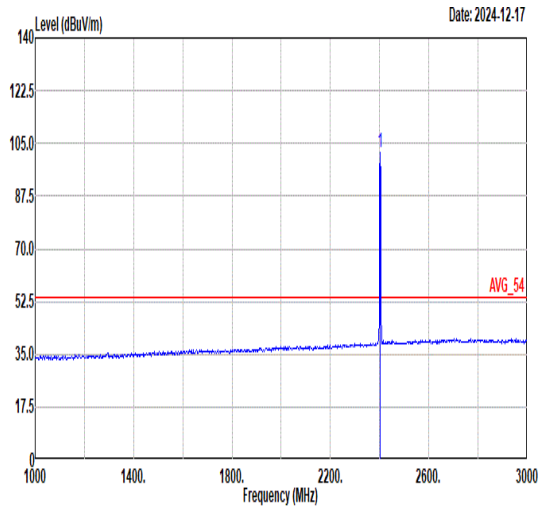 Freq Level Limit Line Margin (dB) Read Level Ant Factor Cable Loss Preamp Factor APos TPos Remark MHz dBuV/m dBuV/m dBuV dB/m dB dB cm deg 1 2402.00 101.86 ------ ------ 96.11 30.60 7.79 32.64 393 248 AVERAGE

Mode	16	
	Harmonic	
	2400-2483.5_Bluetooth-LE_CH00_2402MHz	
ANT	7	
Pol.	Horizontal	Vertical
Peak Avg	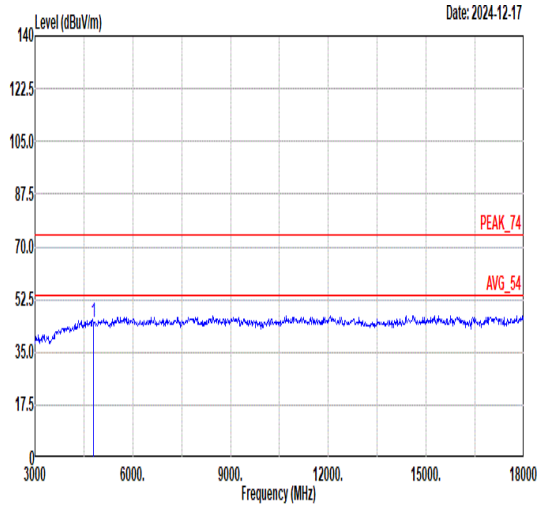 Freq Level Limit Line Margin Read Level Ant Factor Cable Loss Preamp Factor APos TPos Remark MHz dBuV/m dBuV/m dB dBuV dB/m dB dB cm deg 1 4804.00 45.10 74.00 -28.90 51.31 35.30 11.07 52.58 --- --- Peak	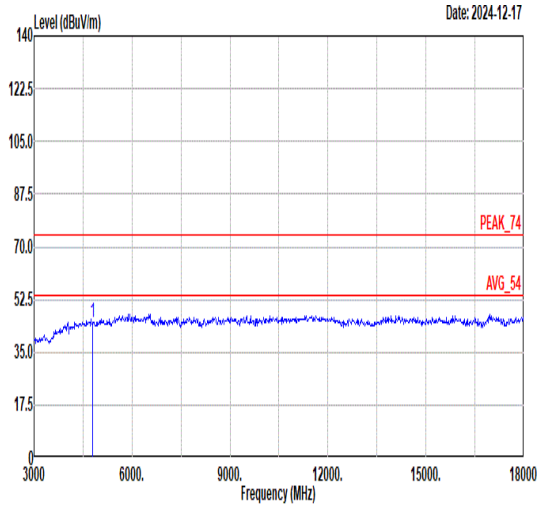 Freq Level Limit Line Margin Read Level Ant Factor Cable Loss Preamp Factor APos TPos Remark MHz dBuV/m dBuV/m dB dBuV dB/m dB dB cm deg 1 4804.00 45.06 74.00 -28.94 51.27 35.30 11.07 52.58 --- --- Peak

Mode	17	
	Harmonic	
	2400-2483.5_Bluetooth-LE_CH19_2440MHz	
ANT	7	
Pol.	Horizontal	Vertical
Peak Avg	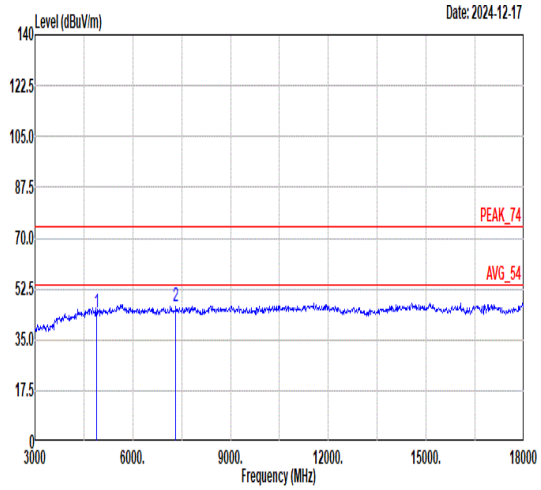 Freq Level Limit Line Margin Read Level Ant Factor Cable Loss Preamp Factor APos TPos Remark MHz dBuV/m dBuV/m dB dBuV dB/m dB dB cm deg 1 4880.00 44.36 74.00 -29.64 50.53 35.36 11.10 52.63 --- --- Peak 2 7320.00 46.47 74.00 -27.53 49.05 36.56 13.09 52.23 --- --- Peak	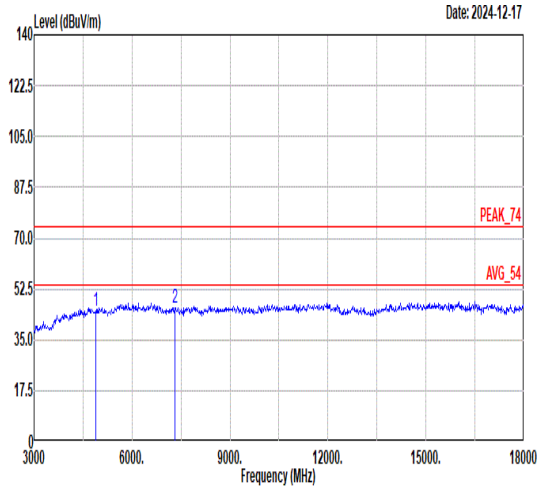 Freq Level Limit Line Margin Read Level Ant Factor Cable Loss Preamp Factor APos TPos Remark MHz dBuV/m dBuV/m dB dBuV dB/m dB dB cm deg 1 4880.00 44.68 74.00 -29.32 50.85 35.36 11.10 52.63 --- --- Peak 2 7320.00 46.19 74.00 -27.81 48.77 36.56 13.09 52.23 --- --- Peak

Mode	18	
	Band Edge	
	2400-2483.5_Bluetooth-LE_CH39_2480MHz	
ANT	7	
Pol.	Horizontal	Fundamental
Peak	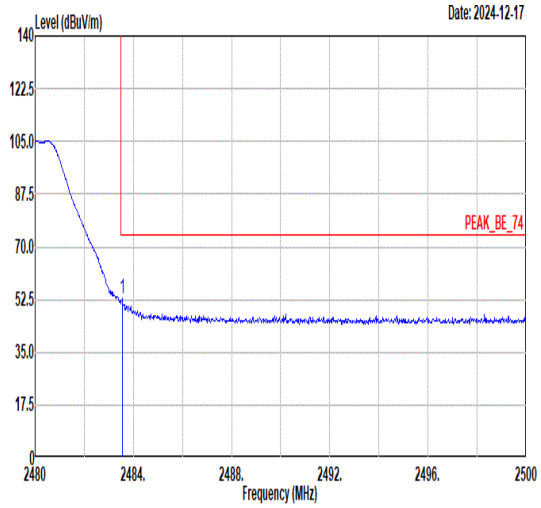 Freq Level Limit Line Margin (dB) Read Level Ant Factor Cable Loss Preamp Factor APos TPos Remark MHz dBuV/m dBuV/m dBuV dB/m dB dB cm deg 1 2483.54 52.88 74.00 -21.12 46.98 30.63 7.88 32.61 400 360 PEAK	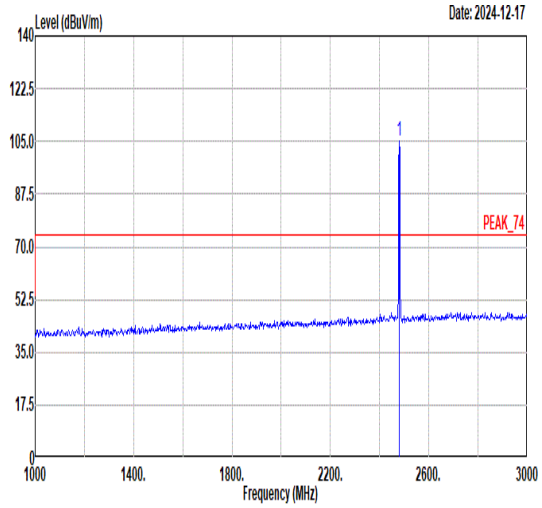 Freq Level Limit Line Margin (dB) Read Level Ant Factor Cable Loss Preamp Factor APos TPos Remark MHz dBuV/m dBuV/m dBuV dB/m dB dB cm deg 1 2480.00 104.91 ------ ------ 99.01 30.64 7.87 32.61 400 360 PEAK
Avg	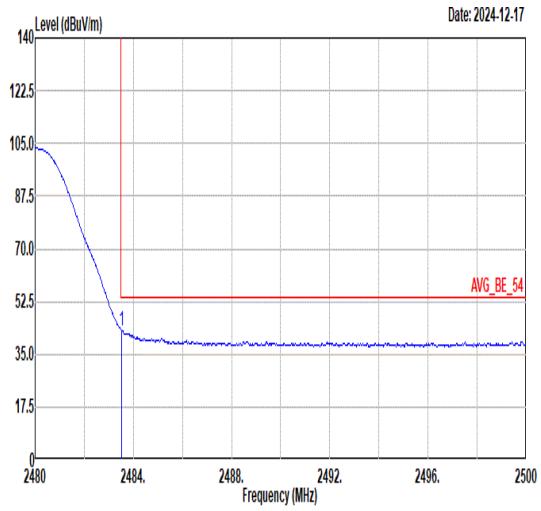 Freq Level Limit Line Margin (dB) Read Level Ant Factor Cable Loss Preamp Factor APos TPos Remark MHz dBuV/m dBuV/m dBuV dB/m dB dB cm deg 1 2483.52 42.91 54.00 -11.09 37.01 30.63 7.88 32.61 400 360 AVERAGE	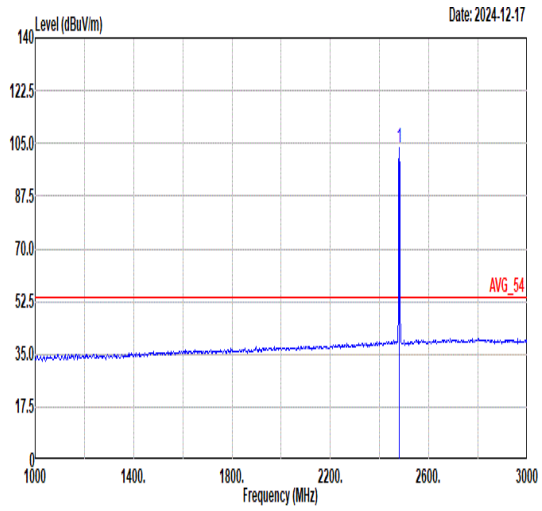 Freq Level Limit Line Margin (dB) Read Level Ant Factor Cable Loss Preamp Factor APos TPos Remark MHz dBuV/m dBuV/m dBuV dB/m dB dB cm deg 1 2480.00 103.49 ------ ------ 97.59 30.64 7.87 32.61 400 360 AVERAGE

Mode	18	
	Band Edge	
	2400-2483.5_Bluetooth-LE_CH39_2480MHz	
ANT	7	
Pol.	Vertical	Fundamental
Peak	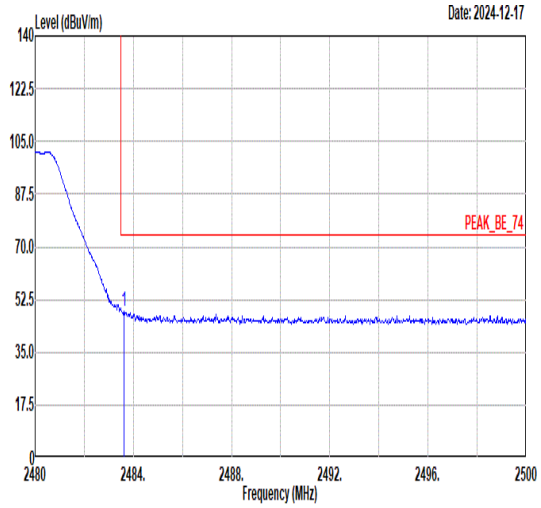 Freq Level Limit Line Margin (dB) Read Level Ant Factor Cable Loss Preamp Factor APos TPos Remark MHz dBuV/m dBuV/m dBuV dB/m dB dB cm deg 1 2483.62 48.64 74.00 -25.36 42.74 30.63 7.88 32.61 370 236 PEAK	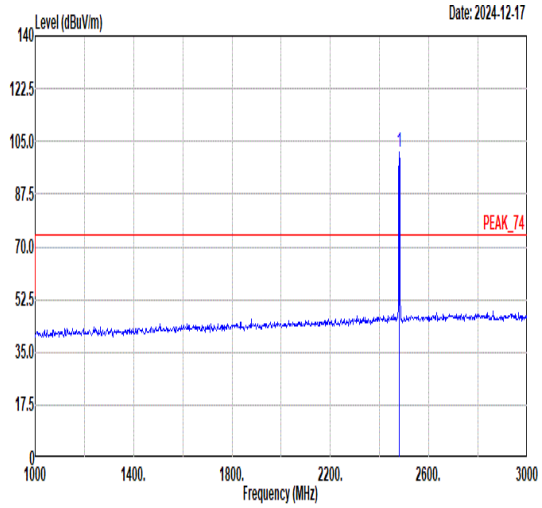 Freq Level Limit Line Margin (dB) Read Level Ant Factor Cable Loss Preamp Factor APos TPos Remark MHz dBuV/m dBuV/m dBuV dB/m dB dB cm deg 1 2480.00 101.55 ------ ------ 95.65 30.64 7.87 32.61 370 236 PEAK
Avg	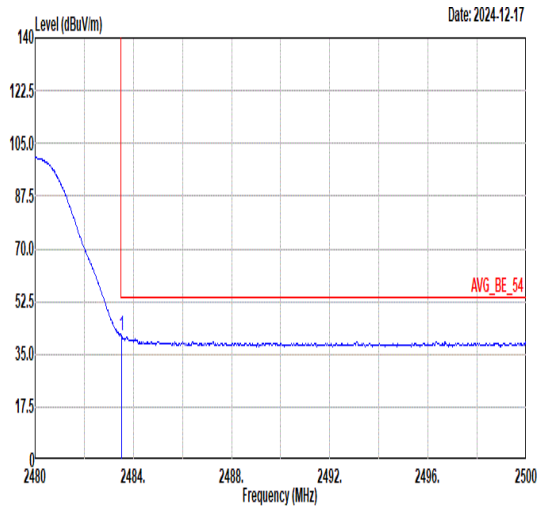 Freq Level Limit Line Margin (dB) Read Level Ant Factor Cable Loss Preamp Factor APos TPos Remark MHz dBuV/m dBuV/m dBuV dB/m dB dB cm deg 1 2483.52 41.00 54.00 -13.00 35.10 30.63 7.88 32.61 370 236 AVERAGE	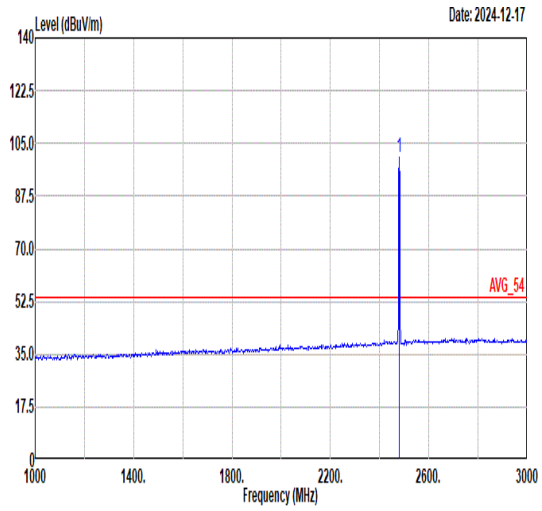 Freq Level Limit Line Margin (dB) Read Level Ant Factor Cable Loss Preamp Factor APos TPos Remark MHz dBuV/m dBuV/m dBuV dB/m dB dB cm deg 1 2480.00 100.27 ------ ------ 94.37 30.64 7.87 32.61 370 236 AVERAGE

Mode	18	
	Harmonic	
	2400-2483.5_Bluetooth-LE_CH39_2480MHz	
ANT	7	
Pol.	Horizontal	Vertical
Peak Avg	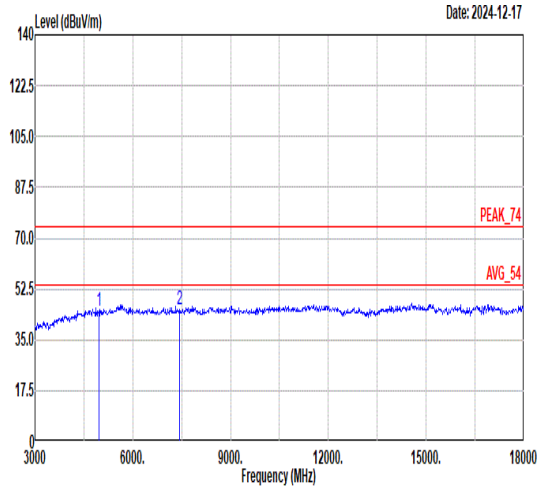 Freq Level Limit Line Margin Read Level Ant Factor Cable Loss Preamp Factor APos TPos Remark MHz dBuV/m dBuV/m dB dBuV dB/m dB dB cm deg 1 4960.00 44.86 74.00 -29.14 50.68 35.72 11.14 52.68 --- --- Peak 2 7440.00 45.60 74.00 -28.40 48.31 36.60 12.97 52.28 --- --- Peak	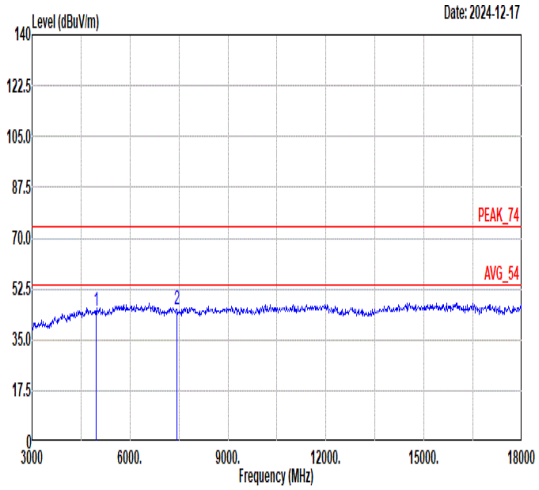 Freq Level Limit Line Margin Read Level Ant Factor Cable Loss Preamp Factor APos TPos Remark MHz dBuV/m dBuV/m dB dBuV dB/m dB dB cm deg 1 4960.00 44.97 74.00 -29.03 50.79 35.72 11.14 52.68 --- --- Peak 2 7440.00 45.28 74.00 -28.72 47.99 36.60 12.97 52.28 --- --- Peak

Mode	19	
	LF	
	2400-2483.5_Bluetooth LE LF_CH39_2480MHz	
ANT	6+7	
Pol.	Horizontal	Vertical
Peak	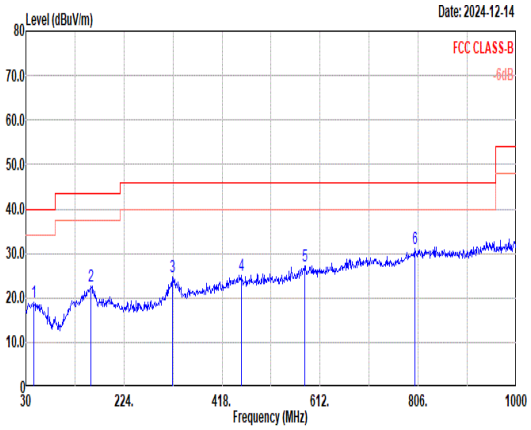	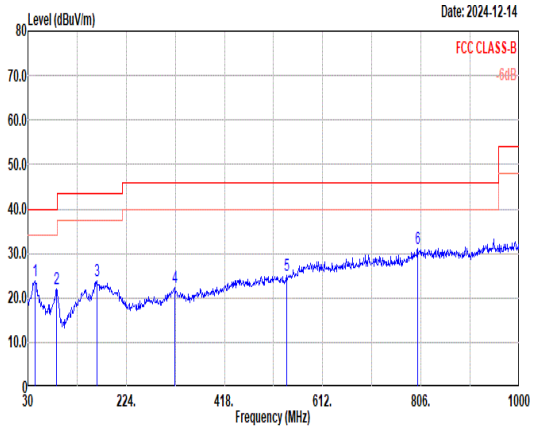

	Freq	Level	Limit Line	Margin	Read Level	Ant Factor	Cable Loss	Preamp Factor	APos	TPos	Remark
	MHz	dBuV/m	dBuV/m	dB	dBuV	dB/m	dB	dB	cm	deg	
1	45.52	19.09	40.00	-20.91	37.54	20.23	1.24	39.92	---	---	Peak
2	159.01	22.73	43.50	-20.77	41.14	19.32	2.29	40.02	---	---	Peak
3	320.03	24.80	46.00	-21.20	41.25	20.23	3.22	39.90	---	---	Peak
4	455.83	25.09	46.00	-20.91	37.74	23.23	3.84	39.72	---	---	Peak
5	580.96	27.17	46.00	-18.83	37.06	25.41	4.35	39.65	---	---	Peak
6	800.18	31.03	46.00	-14.97	37.19	28.23	5.08	39.47	---	---	Peak

	Freq	Level	Limit Line	Margin	Read Level	Ant Factor	Cable Loss	Preamp Factor	APos	TPos	Remark
	MHz	dBuV/m	dBuV/m	dB	dBuV	dB/m	dB	dB	cm	deg	
1	44.55	23.70	40.00	-16.30	42.15	20.24	1.23	39.92	---	---	Peak
2	86.26	22.00	40.00	-18.00	45.96	14.38	1.69	40.03	---	---	Peak
3	165.80	23.86	43.50	-19.64	42.25	19.29	2.34	40.02	---	---	Peak
4	320.03	22.30	46.00	-23.70	38.75	20.23	3.22	39.90	---	---	Peak
5	540.22	25.06	46.00	-20.94	36.05	24.51	4.18	39.68	---	---	Peak
6	799.21	31.09	46.00	-14.91	37.26	28.22	5.08	39.47	---	---	Peak

Appendix D. Duty Cycle Plots

Band	Antenna	Duty Cycle(%)	T(ms)	1/T(kHz)	VBW Setting
Bluetooth LE 125Kbps	Ant 6	82.93	3.11	0.322	1kHz
Bluetooth LE 2Mbps	Ant 6	33.33	0.21	4.762	10kHz
Bluetooth LE 125Kbps	Ant 7	82.93	3.11	0.322	1kHz
Bluetooth LE 2Mbps	Ant 7	33.33	0.21	4.762	10kHz

<Ant 6>

Bluetooth LE 125Kbps

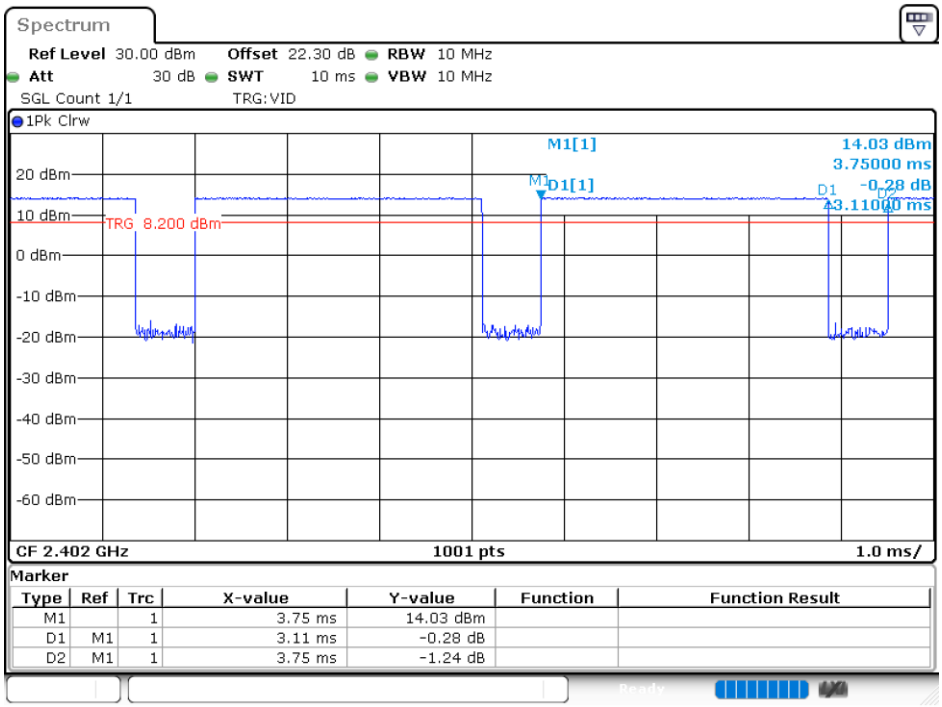

Bluetooth LE 2Mbps

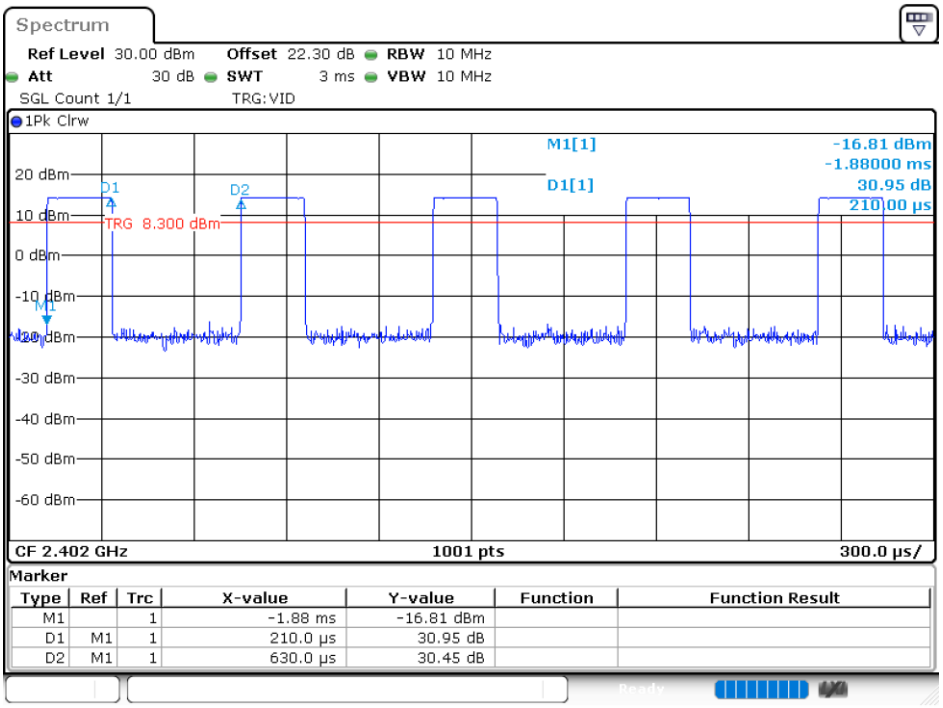

<Ant 7>

Bluetooth LE 125Kbps

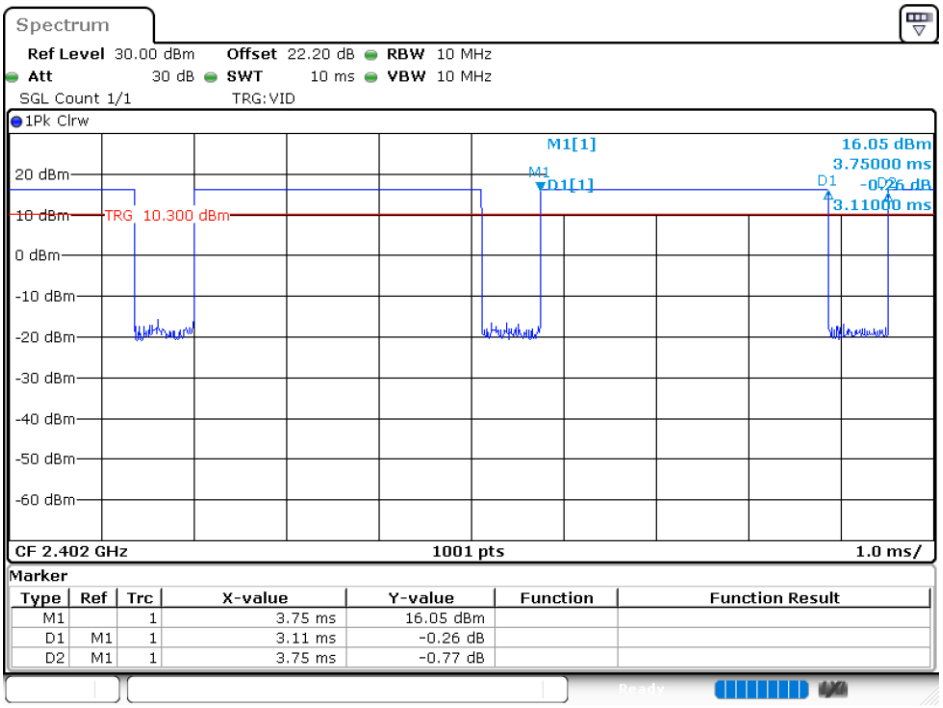
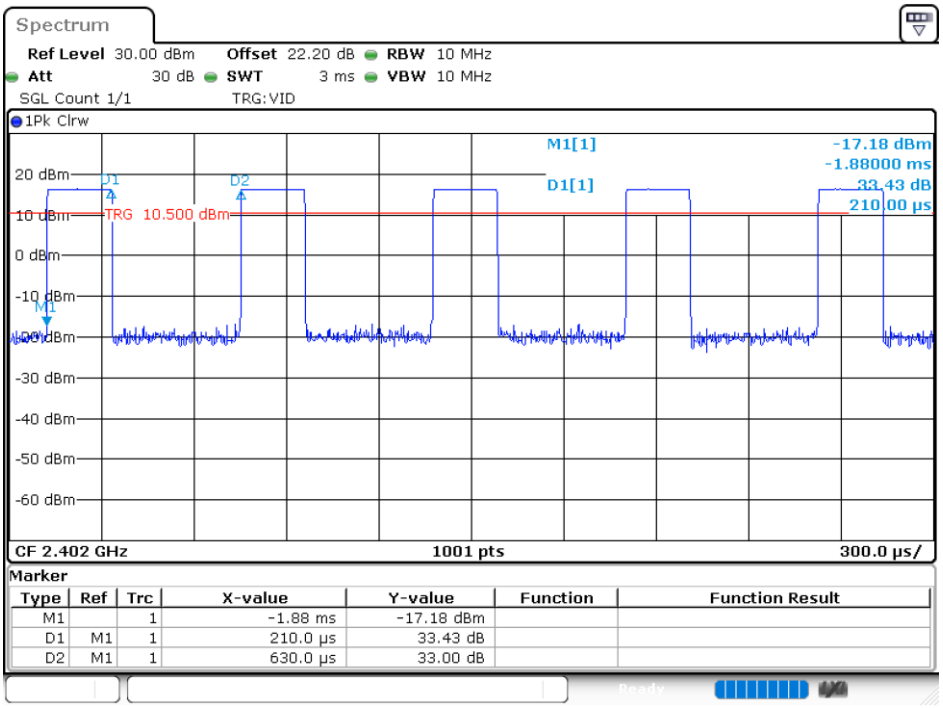
Bluetooth LE 2Mbps