



FCC RF Test Report

APPLICANT : Motorola Mobility LLC
EQUIPMENT : Mobile Cellular Phone
BRAND NAME : Motorola
MODEL NAME : XT2523-2, XT2523-8
FCC ID : IHDT56AT3
STANDARD : FCC Part 15 Subpart E §15.407
CLASSIFICATION : (NII) Unlicensed National Information Infrastructure
TEST DATE(S) : Sep. 12, 2024 ~ Oct. 18, 2024

We, Sporton International Inc.(ShenZhen), would like to declare that the tested sample has been evaluated in accordance with the test procedures and has been in compliance with the applicable technical standards.

The test results in this report apply exclusively to the tested model / sample. Without written approval of Sporton International Inc.(ShenZhen), the test report shall not be reproduced except in full.

Jason Jia



Approved by: Jason Jia

Sporton International Inc. (ShenZhen)

1/F, 2/F, Bldg 5, Shiling Industrial Zone, Xinwei Village, Xili, Nanshan, Shenzhen, 518055

People's Republic of China



TABLE OF CONTENTS

REVISION HISTORY 3

SUMMARY OF TEST RESULT 4

1 GENERAL DESCRIPTION 5

 1.1 Applicant 5

 1.2 Manufacturer 5

 1.3 Product Feature of Equipment Under Test 5

 1.4 Product Specification of Equipment Under Test 6

 1.5 Modification of EUT 7

 1.6 Testing Location 7

 1.7 Test Software 8

 1.8 Applicable Standards 8

 1.9 Specification of Accessory 9

2 TEST CONFIGURATION OF EQUIPMENT UNDER TEST 10

 2.1 Carrier Frequency and Channel 10

 2.2 Test Mode 12

 2.3 Connection Diagram of Test System 14

 2.4 Support Unit used in test configuration and system 15

 2.5 EUT Operation Test Setup 15

 2.6 Measurement Results Explanation Example 15

3 TEST RESULT 16

 3.1 6dB and 26dB and 99% Occupied Bandwidth Measurement 16

 3.2 Maximum Conducted Output Power Measurement 21

 3.3 Power Spectral Density Measurement 23

 3.4 Unwanted Emissions Measurement 27

 3.5 AC Conducted Emission Measurement 32

 3.6 Antenna Requirements 34

4 LIST OF MEASURING EQUIPMENT 35

5 MEASUREMENT UNCERTAINTY 36

APPENDIX A. CONDUCTED TEST RESULTS

APPENDIX B. AC CONDUCTED EMISSION TEST RESULT

APPENDIX C. RADIATED SPURIOUS EMISSION

APPENDIX D. DUTY CYCLE PLOTS

APPENDIX E. SETUP PHOTOGRAPHS



REVISION HISTORY

REPORT NO.	VERSION	DESCRIPTION	ISSUED DATE
FR480701D	Rev. 01	Initial issue of report	Oct. 19, 2024



SUMMARY OF TEST RESULT

Report Section	FCC Rule	Description	Limit for U-NII-1/2A/2C	Limit for U-NII-3	Result	Remark
3.1	2.1049 & 15.403(i)	6dB, 26dB & 99% Bandwidth	-	6dB Bandwidth > 500kHz	Pass	-
3.2	15.407(a)	Maximum Conducted Output Power	≤ 24 dBm	≤ 30 dBm	Pass	-
3.3	15.407(a)	Power Spectral Density	≤ 11 dBm/MHz	≤ 30 dBm/500kHz	Pass	-
3.4	15.407(b)	Unwanted Emissions	15.407(b) & 15.209(a)	15.407(b)(4)(i) & 15.209(a)	Pass	Under limit 3.09 dB at 5350.27 MHz
3.5	15.207	AC Conducted Emission	15.207(a)	15.207(a)	Pass	Under limit 12.61 dB at 0.53 MHz
3.6	15.203 & 15.407(a)	Antenna Requirement	15.203 & 15.407(a)	15.203 & 15.407(a)	Pass	-

Conformity Assessment Condition:

- The test results (PASS/FAIL) with all measurement uncertainty excluded are presented against the regulation limits or in accordance with the requirements stipulated by the applicant/manufacturer who shall bear all the risks of non-compliance that may potentially occur if measurement uncertainty is taken into account.
- The measurement uncertainty please refer to each test result in the section "Measurement Uncertainty"

Disclaimer:

The product specifications of the EUT presented in the test report that may affect the test assessments are declared by the manufacturer who shall take full responsibility for the authenticity.



1 General Description

1.1 Applicant

Motorola Mobility LLC
222 W, Merchandise Mart Plaza, Chicago IL 60654, USA

1.2 Manufacturer

Motorola Mobility LLC
222 W, Merchandise Mart Plaza, Chicago IL 60654, USA

1.3 Product Feature of Equipment Under Test

Product Feature	
Equipment	Mobile Cellular Phone
Brand Name	Motorola
Model Name	XT2523-2, XT2523-8
FCC ID	IHDT56AT3
IMEI Code	Conducted: 351368280029931/351368280029946 for Sample 1 Conduction: 351368280023470/351368280023488 for Sample 1 Radiation: 351368280023991/351368280024007 for Sample 1 351368280034295/351368280034303 for Sample 2 351368280037959/351368280037967 for Sample 3
HW Version	DVT2
SW Version	VVTA35.44, UUTB34.23
EUT Stage	Identical Prototype

Remark:

1. The above EUT's information was declared by manufacturer. Please refer to the specifications or user's manual for more detailed description.
2. There are three types of EUT for each model name(XT2523-2, XT2523-8), the differences could be referred to the XT2523-2, XT2523-8_Operational Description of Product Equality Declaration which is exhibit separately. According to the difference, we choose sample 1 of XT2523-2 to full test and the sample 2/3 is verified for the difference. The test results of XT2523-8 are referred to the model name XT2523-2.



1.4 Product Specification of Equipment Under Test

Standards-related Product Specification	
Tx/Rx Frequency Range	5180 MHz ~ 5240 MHz 5260 MHz ~ 5320 MHz 5500 MHz ~ 5720 MHz 5745 MHz ~ 5825 MHz
Maximum Output Power to Antenna	<p><5180 MHz ~ 5240 MHz> 802.11a : 10.69 dBm / 0.0117 W 802.11n HT20 : 10.61 dBm / 0.0115 W 802.11n HT40 : 10.67 dBm / 0.0117 W 802.11ac VHT80: 10.68 dBm / 0.0117 W</p> <p><5260 MHz ~ 5320 MHz> 802.11a : 10.48 dBm / 0.0112 W 802.11n HT20 : 10.53 dBm / 0.0113 W 802.11n HT40 : 10.52 dBm / 0.0113 W 802.11ac VHT80: 10.56 dBm / 0.0114 W</p> <p><5500 MHz ~ 5720 MHz > 802.11a : 9.16 dBm / 0.0082 W 802.11n HT20 : 9.13 dBm / 0.0082 W 802.11n HT40 : 9.15 dBm / 0.0082 W 802.11ac VHT80: 9.17 dBm / 0.0083 W</p> <p><5745 MHz ~ 5825 MHz> 802.11a : 9.10 dBm / 0.0081 W 802.11n HT20 : 9.07 dBm / 0.0080 W 802.11n HT40 : 9.27 dBm / 0.0085 W 802.11ac VHT80: 9.28 dBm / 0.0085 W</p>
99% Occupied Bandwidth	<p><5180 MHz ~ 5240 MHz> 802.11a : 17.02 MHz 802.11n HT20 : 18.01 MHz 802.11n HT40 : 36.48 MHz 802.11ac VHT80 : 75.27 MHz</p> <p><5260 MHz ~ 5320 MHz> 802.11a : 17.05 MHz 802.11n HT20 : 18.02 MHz 802.11n HT40 : 36.47 MHz 802.11ac VHT80 : 75.29 MHz</p> <p><5500 MHz ~ 5720 MHz> 802.11a : 17.31 MHz 802.11n HT20 : 18.24 MHz 802.11n HT40 : 36.63 MHz 802.11ac VHT80 : 75.38 MHz</p> <p><5745 MHz ~ 5825 MHz> 802.11a : 18.07 MHz 802.11n HT20 : 18.54 MHz 802.11n HT40 : 36.62 MHz 802.11ac VHT80 : 75.35 MHz</p>



Antenna Type / Gain	<p><5180 MHz ~ 5240 MHz> PIFA Antenna type with gain -5 dBi</p> <p><5260 MHz ~ 5320 MHz> PIFA Antenna type with gain -5 dBi</p> <p><5500 MHz ~ 5720 MHz> PIFA Antenna type with gain -5 dBi</p> <p><5745 MHz ~ 5825 MHz> PIFA Antenna type with gain -5 dBi</p>
Type of Modulation	<p>802.11a/n : OFDM (BPSK / QPSK / 16QAM / 64QAM)</p> <p>802.11ac : OFDM (BPSK / QPSK / 16QAM / 64QAM / 256QAM)</p>

Note: For 802.11n HT20 / ac VHT20 and 802.11n HT40 / ac VHT40 mode, the whole testing has assessed only 802.11n HT20/ HT40 by referring to their higher conducted power.

1.5 Modification of EUT

No modifications are made to the EUT during all test items.

1.6 Testing Location

Sporton International Inc. (ShenZhen) is accredited to ISO/IEC 17025:2017 by American Association for Laboratory Accreditation with Certificate Number 5145.01.

Test Firm	Sporton International Inc. (ShenZhen)		
Test Site Location	1/F, 2/F, Bldg 5, Shiling Industrial Zone, Xinwei Village, Xili, Nanshan, Shenzhen, 518055 People's Republic of China TEL: +86-755-86379589 FAX: +86-755-86379595		
Test Site No.	Sporton Site No.	FCC Designation No.	FCC Test Firm Registration No.
	CO01-SZ TH01-SZ	CN1256	421272

Test Firm	Sporton International Inc. (ShenZhen)		
Test Site Location	101, 1st Floor, Block B, Building 1, No. 2, Tengfeng 4th Road, Fenghuang Community, Fuyong Street, Baoan District, Shenzhen City, Guangdong Province 518103 People's Republic of China TEL: +86-755-86066985		
Test Site No.	Sporton Site No.	FCC Designation No.	FCC Test Firm Registration No.
	03CH01SZ	CN1256	421272



1.7 Test Software

Item	Site	Manufacturer	Name	Version
1.	03CH01-SZ	AUDIX	E3	6.2009-8-24
2.	CO01-SZ	AUDIX	E3	6.120613b

1.8 Applicable Standards

According to the specifications of the manufacturer, the EUT must comply with the requirements of the following standards:

- ♦ 47 CFR Part 15 Subpart E
- ♦ FCC KDB 789033 D02 General UNII Test Procedures New Rules v02r01.
- ♦ ANSI C63.10-2013

Remark:

1. All test items were verified and recorded according to the standards and without any deviation during the test.
2. This EUT has also been tested and complied with the requirements of FCC Part 15, Subpart B, recorded in a separate test report.



1.9 Specification of Accessory

Accessories Information				
AC Adapter 1(US)	Brand Name	Motorola(AOHAI)	Model Name	MC-101
AC Adapter 1(EU)	Brand Name	Motorola(AOHAI)	Model Name	MC-102
AC Adapter 1(UK)	Brand Name	Motorola(AOHAI)	Model Name	MC-103
AC Adapter 1(IN)	Brand Name	Motorola(AOHAI)	Model Name	MC-104
AC Adapter 1(AU)	Brand Name	Motorola(AOHAI)	Model Name	MC-105
AC Adapter 1(AR)	Brand Name	Motorola(AOHAI)	Model Name	MC-106
AC Adapter 2(US)	Brand Name	Motorola(CHENYANG)	Model Name	MC-101
AC Adapter 2(EU)	Brand Name	Motorola(CHENYANG)	Model Name	MC-102
AC Adapter 2(UK)	Brand Name	Motorola(CHENYANG)	Model Name	MC-103
AC Adapter 2(AU)	Brand Name	Motorola(CHENYANG)	Model Name	MC-105
AC Adapter 2(AR)	Brand Name	Motorola(CHENYANG)	Model Name	MC-106
AC Adapter 2(BR)	Brand Name	Motorola(CHENYANG)	Model Name	MC-107
AC Adapter 2(PRC)	Brand Name	Motorola(CHENYANG)	Model Name	MC-108
AC Adapter 3(CHILE)	Brand Name	Motorola(SALCOMP)	Model Name	MC-109
Battery 1	Brand Name	Motorola(ATL)	Model Name	RL52
Battery 2	Brand Name	Motorola(Jiade)	Model Name	RL52
Battery 3	Brand Name	Motorola(Sunwoda)	Model Name	RL52
USB Cable 1	Brand Name	Motorola(Yihuaxing)	Model Name	T365-020 T365-020-01 T365-020-02
USB Cable 2	Brand Name	Motorola(WASHIN)	Model Name	HX-TL-01 HX-TL-08 HX-TL-07
USB Cable 3	Brand Name	Motorola(Juwei)	Model Name	JWUB1614-T03H JWUB1705-T03H JWUB1856-T03H
USB Cable 4	Brand Name	Motorola(I-SHENG)	Model Name	SC18D38574



2 Test Configuration of Equipment Under Test

- a. The EUT has been associated with peripherals and configuration operated in a manner tended to maximize its emission characteristics in a typical application. Frequency range investigated: conduction emission (150 kHz to 30 MHz), radiation emission (9 kHz to the 10th harmonic of the highest fundamental frequency or to 40 GHz, whichever is lower). For radiated measurement, pre-scanned in three orthogonal panels, X, Y, Z. The worst cases (Y/Z plane) were recorded in this report.
- b. AC power line Conducted Emission was tested under maximum output power.

2.1 Carrier Frequency and Channel

Frequency Band	Channel	Freq.(MHz)	Channel	Freq. (MHz)
5180-5240 MHz U-NII-1	36	5180	44	5220
	38*	5190	46*	5230
	40	5200	48	5240
	42#	5210		

Frequency Band	Channel	Freq.(MHz)	Channel	Freq. (MHz)
5260-5320 MHz U-NII-2A	52	5260	60	5300
	54*	5270	62*	5310
	56	5280	64	5320
	58#	5290	-	-

Frequency Band	Channel	Freq.(MHz)	Channel	Freq. (MHz)
5500-5720MHz U-NII-2C	100	5500	112	5560
	102*	5510	116	5580
	104	5520	132	5660
	106#	5530	134*	5670
	108	5540	136	5680
	110*	5550	140	5700

Frequency Band	Channel	Freq.(MHz)	Channel	Freq. (MHz)
5745-5825 MHz U-NII-3	149	5745	157	5785
	151*	5755	159*	5795
	153	5765	161	5805
	155#	5775	165	5825



Frequency Band	Channel	Freq.(MHz)	Channel	Freq. (MHz)
TDWR Channel	118*	5590	124	5620
	120	5600	126*	5630
	122#	5610	128	5640
	-	-	114##	5570

Frequency Band	Channel	Freq. (MHz)	Channel	Freq. (MHz)
Straddle Channel	138#	5690	144	5720
	142*	5710	-	-

Note:

- 1. The above Frequency and Channel in "*" are 40MHz bandwidth.
- 2. The above Frequency and Channel in "#" are 80MHz bandwidth.



2.2 Test Mode

Final test modes are considering the modulation and worse data rates as below table.

SISO Mode

Modulation	Data Rate
802.11a	6 Mbps
802.11n HT20	MCS0
802.11n HT40	MCS0
802.11ac VHT20 (Covered by HT20)	MCS0
802.11ac VHT40 (Covered by HT40)	MCS0
802.11ac VHT80	MCS0

AC Conducted Emission	Mode 1 : GSM850 Idle + Bluetooth Link + WLAN Link(5G) + Adapter 1 + USB Cable + Battery 1 + Earphone
Remark: For Radiated Test Cases, the tests were performance with Adapter1, Earphone1 and USB Cable1.	

RSE Co-location
802.11ac VHT80 CH58 5290 + LTE Band 13 link Bluetooth LE(2 Mbps) CH01_TX + 802.11ac VHT80 CH58 5290



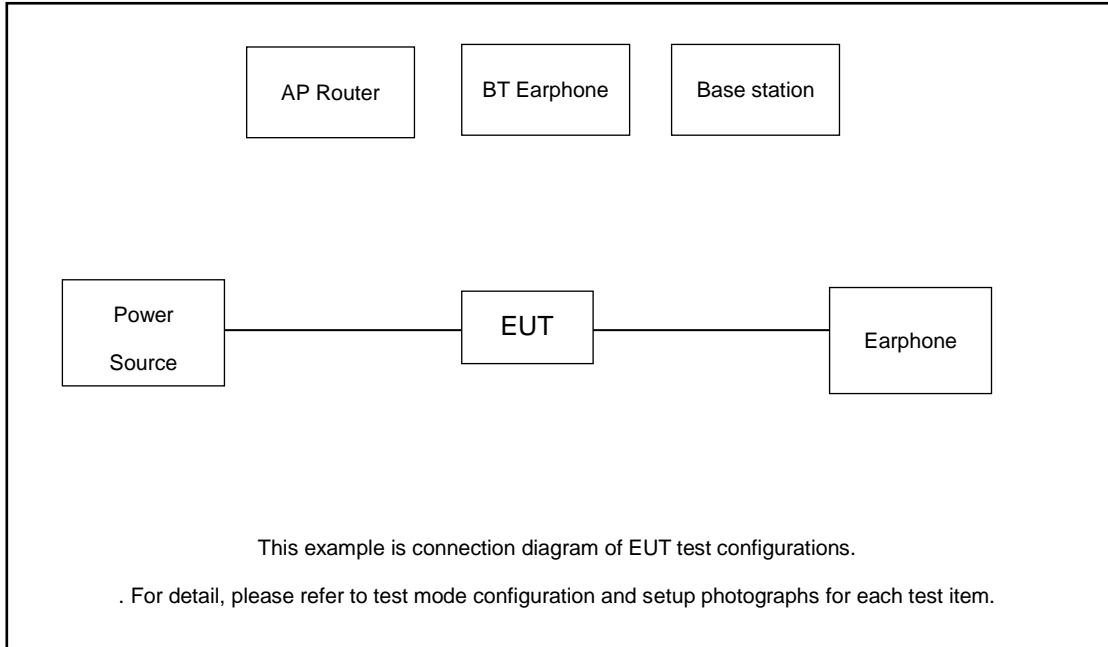
Ch. #		U-NII-1	U-NII-2A	U-NII-2C	U-NII-3
		20M BW	20M BW	20M BW	20M BW
L	Low	36	52	100	149
M	Middle	44	60	116	157
H	High	48	64	140	165
Straddle		-	-	144	-

Ch. #		U-NII-1	U-NII-2A	U-NII-2C	U-NII-3
		40M BW	40M BW	40M BW	40M BW
L	Low	38	54	102	151
M	Middle	-	-	110	-
H	High	46	62	134	159
Straddle		-	-	142	-

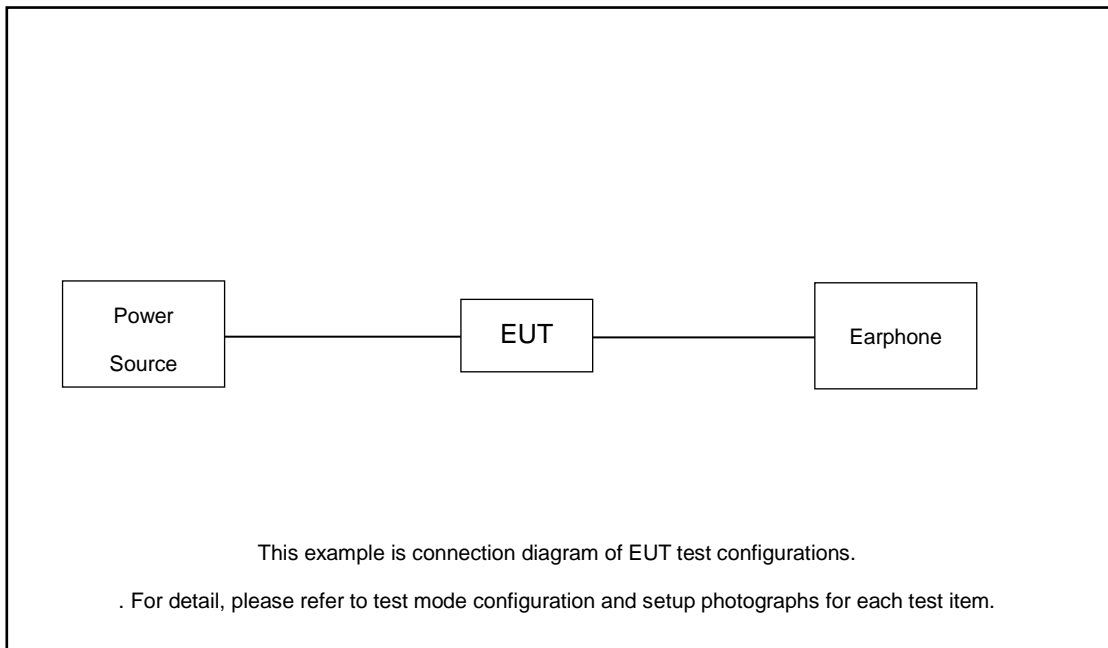
Ch. #		U-NII-1	U-NII-2A	U-NII-2C	U-NII-3
		80M BW	80M BW	80M BW	80M BW
L	Low	-	-	106	-
M	Middle	42	58	-	155
H	High	-	-	-	-
Straddle		-	-	138	-

2.3 Connection Diagram of Test System

AC Conducted Emission:



Radiated Emission:





2.4 Support Unit used in test configuration and system

Item	Equipment	Trade Name	Model Name	FCC ID	Data Cable	Power Cord
1.	Base Station(LTE)	Anritsu	MT8820C	N/A	N/A	Unshielded,1.8m
2.	Bluetooth Earphone	Samsung	EO-MG900	PYAHS-107W	N/A	N/A
3.	DC Power Supply	TTI	PL330P	N/A	N/A	N/A
4.	WLAN AP	Dlink	DIR-820L	KA2IR820LA1	N/A	Unshielded,1.8m
5.	Earphone	N/A	MH202	N/A	N/A	N/A

2.5 EUT Operation Test Setup

For WLAN RF test items, an engineering test program was provided and enabled to make EUT continuously transmit.

For AC power line conducted emissions, the EUT was set to connect with the WLAN AP under large package sizes transmission.

2.6 Measurement Results Explanation Example

For all conducted test items:

The offset level is set in the spectrum analyzer to compensate the RF cable loss and attenuator factor between EUT conducted output port and spectrum analyzer. With the offset compensation, the spectrum analyzer reading level is exactly the EUT RF output level.

Example :

The spectrum analyzer offset is derived from RF cable loss and attenuator factor.

Offset = RF cable loss + attenuator factor.

Following shows an offset computation example with cable loss 2.80 dB and 10dB attenuator.

$$\begin{aligned}
 \text{Offset(dB)} &= \text{RF cable loss(dB)} + \text{attenuator factor(dB)}. \\
 &= 2.80 + 10 = 12.80 \text{ (dB)}
 \end{aligned}$$



3 Test Result

3.1 6dB and 26dB and 99% Occupied Bandwidth Measurement

3.1.1 Description of 6dB and 26dB and 99% Occupied Bandwidth

The minimum 6 dB bandwidth shall be at least 500 kHz.

26dB and 99% Occupied bandwidth are reporting only.

3.1.2 Measuring Instruments

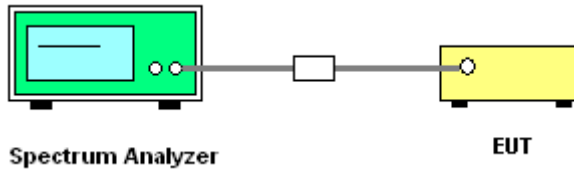
The measuring equipment is listed in the section 4 of this test report.

3.1.3 Test Procedures

- The testing follows FCC KDB 789033 D02 General UNII Test Procedures New Rules v02r01.

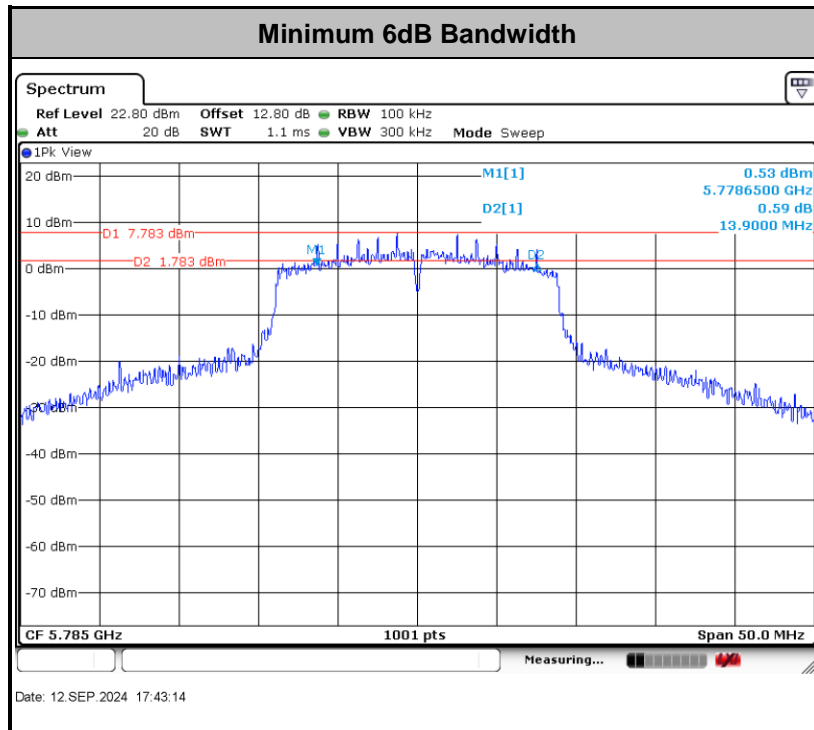
<input checked="" type="checkbox"/>	Section C) Bandwidth Measurement 1. Emission Bandwidth (EBW) and 99% OBW
	<ol style="list-style-type: none"> Set RBW = approximately 1% of the emission bandwidth. Set the VBW > RBW. Detector = Peak. Trace mode = max hold Measure the maximum width of the emission that is 26 dB down from the peak of the emission. Compare this with the RBW setting of the analyzer. Readjust RBW and repeat measurement as needed until the RBW/EBW ratio is approximately 1%. For 99% Bandwidth Measurement, the spectrum analyzer's resolution bandwidth (RBW) is set to 1%~5% of the OBW and set the Video bandwidth (VBW) ≥ 3 * RBW. Measure and record the results in the test report.
<input checked="" type="checkbox"/>	Section C) Bandwidth Measurement 2. Minimum Emission Bandwidth for the band 5.725 - 5.85 GHz
	<ol style="list-style-type: none"> Set RBW = 100kHz. Set the VBW ≥ 3 x RBW. Detector = Peak. Trace mode = max hold Measure the maximum width of the emission that is 6 dB down from the peak of the emission. Measure and record the results in the test report.

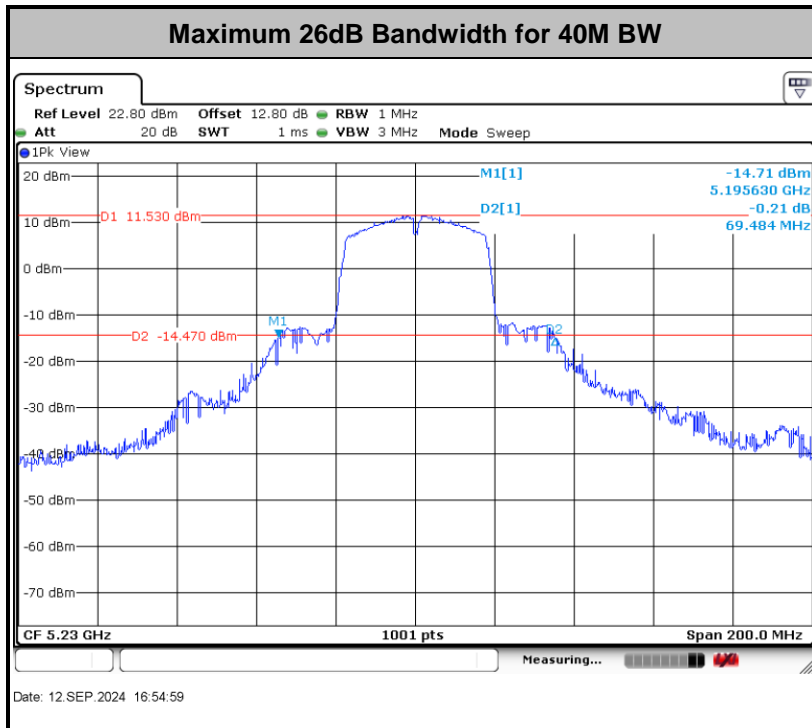
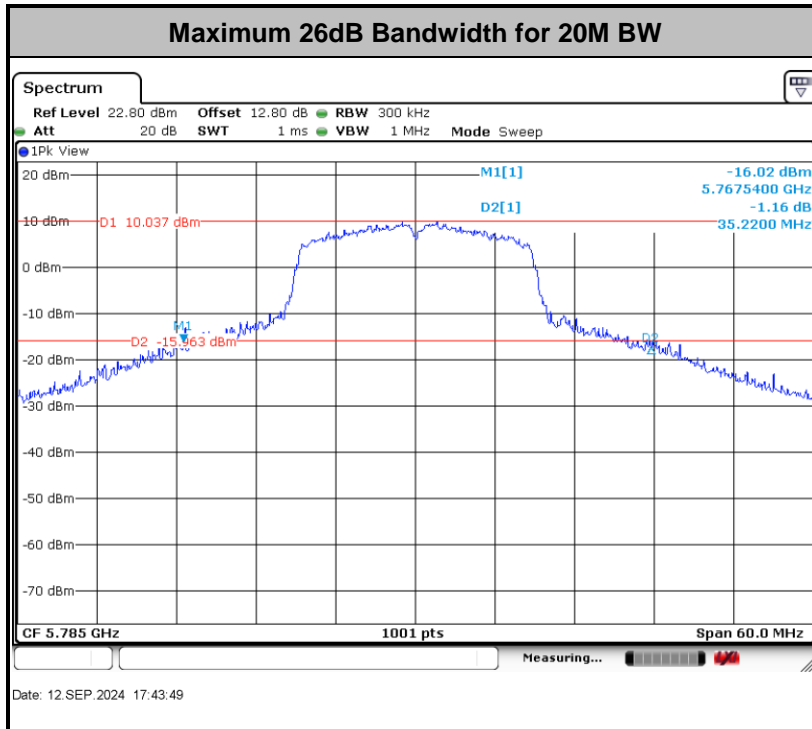
3.1.4 Test Setup

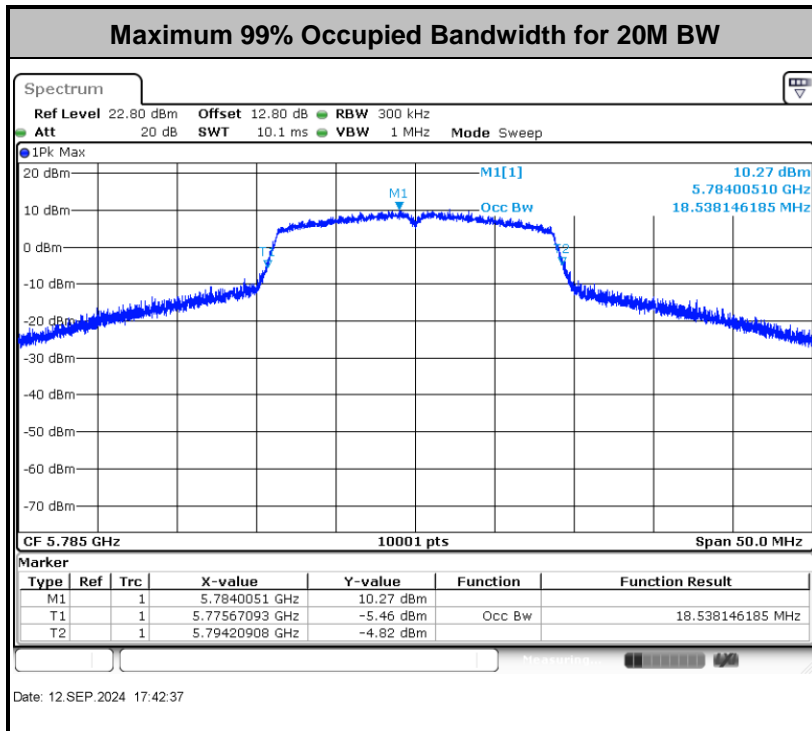
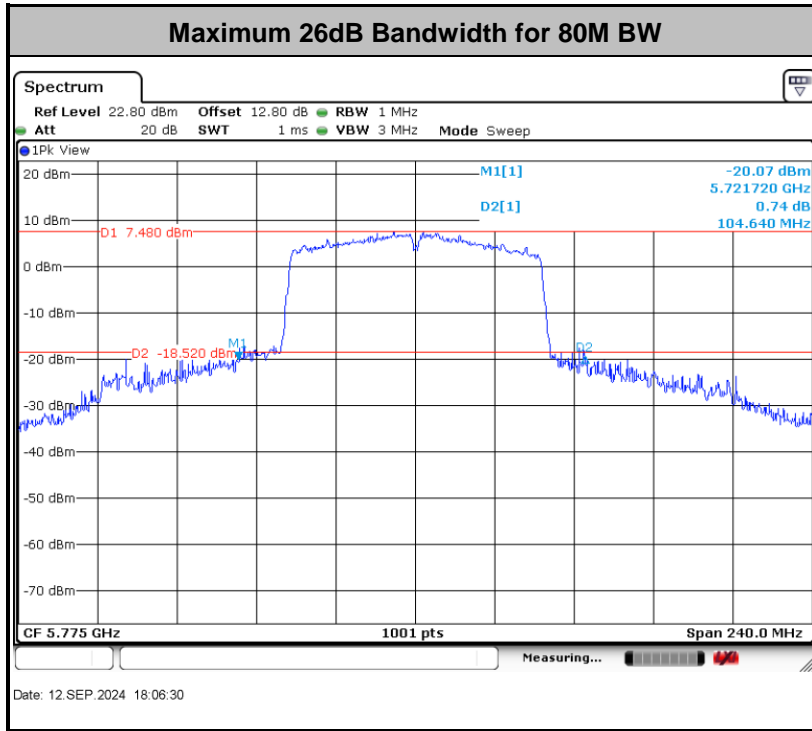


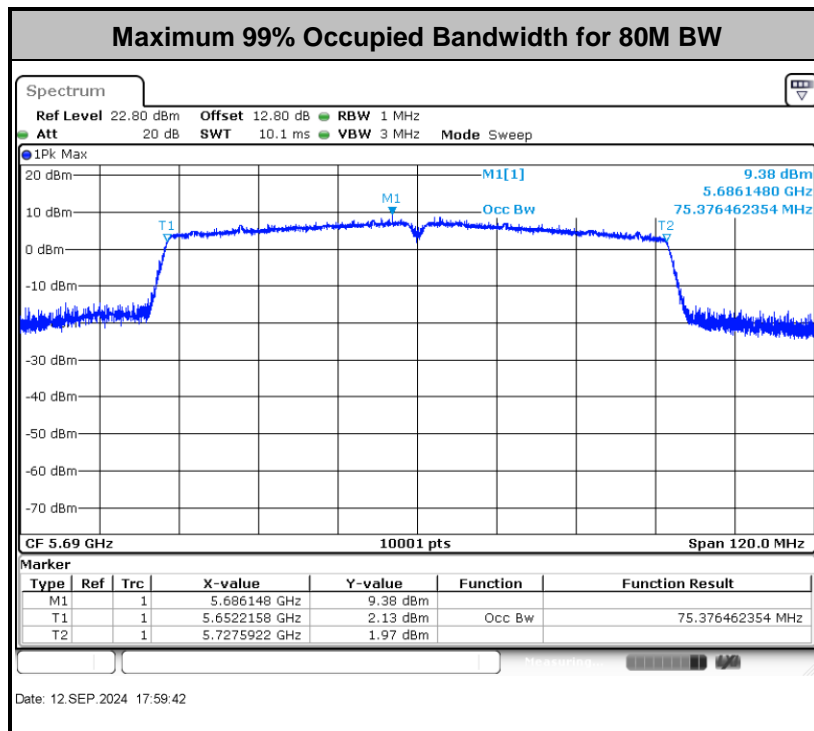
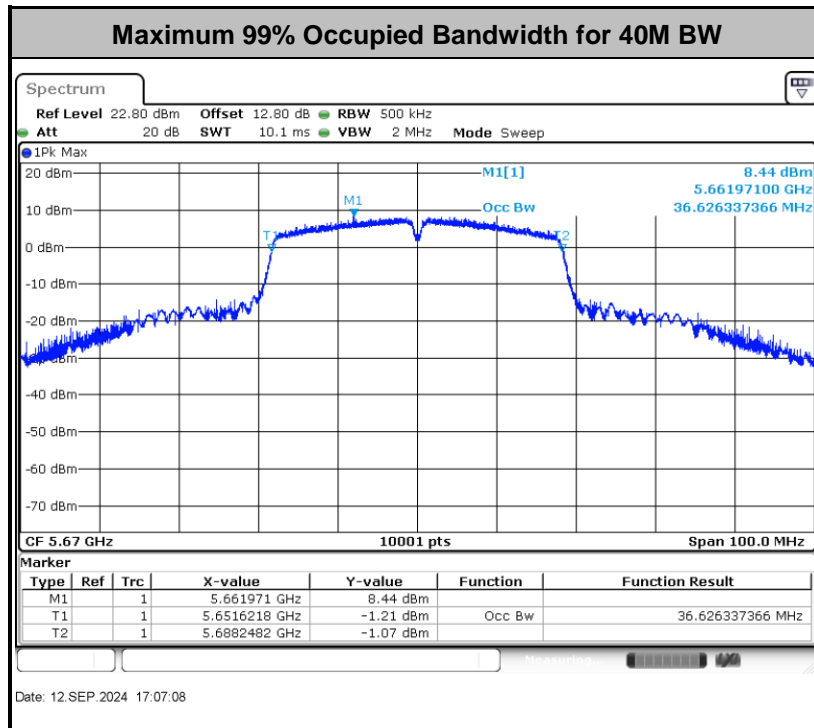
3.1.5 Test Result of 6dB Bandwidth

Please refer to Appendix A.









Note: The occupied channel bandwidth is maintained within the band of operation for all of the modulations.



3.2 Maximum Conducted Output Power Measurement

3.2.1 Limit of Maximum Conducted Output Power

<FCC 14-30 CFR 15.407>

For mobile and portable client devices in the 5.15–5.25 GHz band, the maximum conducted output power over the frequency band of operation shall not exceed 250 mW.

For the 5.25–5.725 GHz bands, the maximum conducted output power over the frequency bands of operation shall not exceed the lesser of 250 mW or $11 \text{ dBm} + 10 \log_{10} B$, where B is the 26 dB emission bandwidth in megahertz.

For the band 5.725–5.85 GHz, the maximum conducted output power over the frequency band of operation shall not exceed 1 W.

For Straddle Channel, According to KDB 789033 D02 General UNII Test Procedures New Rules v02r01, If the power and PSD of the devices are uniform and comply with the lower limits specified for the U-NII-2 bands, a single measurement over the entire emission bandwidth can be performed to show compliance.

If transmitting antennas of directional gain greater than 6 dBi are used, the peak output power shall be reduced by the amount in dB that the directional gain of the antenna exceeds 6 dBi.

Note that U-NII-2 band, devices with a maximum e.i.r.p. greater than 500 mW shall implement TPC in order to have the capability to operate at least 6 dB below the maximum permitted e.i.r.p. of 1 W.

3.2.2 Measuring Instruments

The measuring equipment is listed in the section 4 of this test report.

3.2.3 Test Procedures

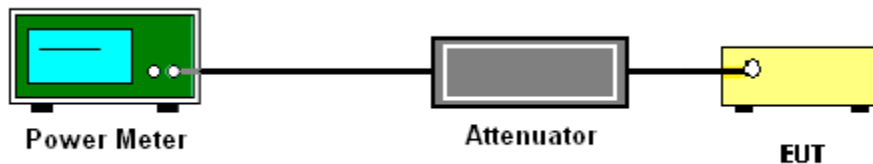
The testing follows Method PM of FCC KDB 789033 D02 General UNII Test Procedures New Rules v02r01.

Method PM (Measurement using an RF average power meter):

1. Measurement is performed using a wideband RF power meter.
2. The EUT is configured to transmit continuously with a consistent duty cycle at its maximum power control level.
3. Measure the average power of the transmitter, and the average power is corrected with duty factor, $10 \log(1/x)$, where x is the duty cycle.

For Straddle Channel, According to KDB 789033 D02 General UNII Test Procedures New Rules v02r01, If the power and PSD of the devices are uniform and comply with the lower limits specified for the U-NII-2 bands, a single measurement over the entire emission bandwidth can be performed to show compliance.

3.2.4 Test Setup



3.2.5 Test Result of Maximum Conducted Output Power

Please refer to Appendix A.



3.3 Power Spectral Density Measurement

3.3.1 Limit of Power Spectral Density

<FCC 14-30 CFR 15.407>

For mobile and portable client devices in the 5.15–5.25 GHz band, the maximum power spectral density shall not exceed 11dBm in any 1 megahertz band.

For the 5.25–5.725 GHz bands, the maximum power spectral density shall not exceed 11 dBm in any 1 megahertz band.

For the band 5.725–5.85 GHz, the maximum power spectral density shall not exceed 30 dBm in any 500-kHz band.

For Straddle Channel, According to KDB 789033 D02 General UNII Test Procedures New Rules v02r01, If the power and PSD of the devices are uniform and comply with the lower limits specified for the U-NII-2 bands, a single measurement over the entire emission bandwidth can be performed to show compliance.

If transmitting antennas of directional gain greater than 6 dBi are used, the peak output power shall be reduced by the amount in dB that the directional gain of the antenna exceeds 6 dBi.

3.3.2 Measuring Instruments

The measuring equipment is listed in the section 4 of this test report.



3.3.3 Test Procedures

The testing follows FCC KDB 789033 D02 General UNII Test Procedures New Rules v01r04.
Section F) Maximum power spectral density.

For devices operating in the bands UNII-1/2A/2C

Method SA-2

(trace averaging across on and off times of the EUT transmissions, followed by duty cycle correction).

- Measure the duty cycle.
- Set span to encompass the entire emission bandwidth (EBW) of the signal.
- Set RBW = 1 MHz.
- Set VBW \geq 3 MHz.
- Number of points in sweep \geq 2 Span / RBW.
- Sweep time = auto.
- Detector = RMS
- Trace average at least 100 traces in power averaging mode.
- Add $10 \log(1/x)$, where x is the duty cycle, to the measured power in order to compute the average power during the actual transmission times. For example, add $10 \log(1/0.25) = 6$ dB if the duty cycle is 25 percent.

For devices operating in the band UNII-3

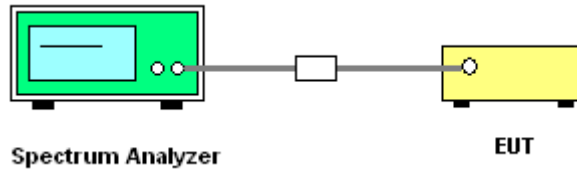
Method SA-2

(trace averaging across on and off times of the EUT transmissions, followed by duty cycle correction).

- Measure the duty cycle.
- Set span to encompass the entire emission bandwidth (EBW) of the signal.
- Set RBW = 500KHz (or 300 kHz if the SA can't set RBW=500KHz).
- Set VBW \geq 1 MHz.
- Number of points in sweep \geq 2 Span / RBW.
- Sweep time = auto.
- Detector = RMS
- Trace average at least 100 traces in power averaging mode.
- If the SA can't set RBW=500KHz, then add $10 \log(500\text{kHz}/\text{RBW})$ to the test result.
- Add $10 \log(1/x)$, where x is the duty cycle, to the measured power in order to compute the average power during the actual transmission times. For example, add $10 \log(1/0.25) = 6$ dB if the duty cycle is 25 percent.

1. The RF output of EUT was connected to the spectrum analyzer by a low loss cable.
2. Each plot has already offset with cable loss, and attenuator loss. Measure the PPSD and record it.

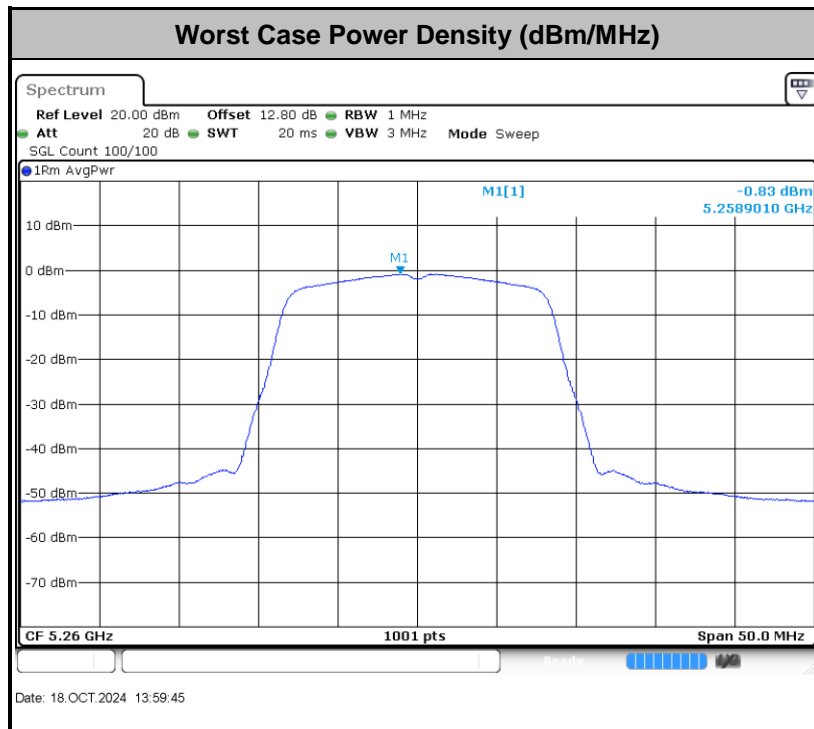
3.3.4 Test Setup



3.3.5 Test Result of Power Spectral Density

Please refer to Appendix A.

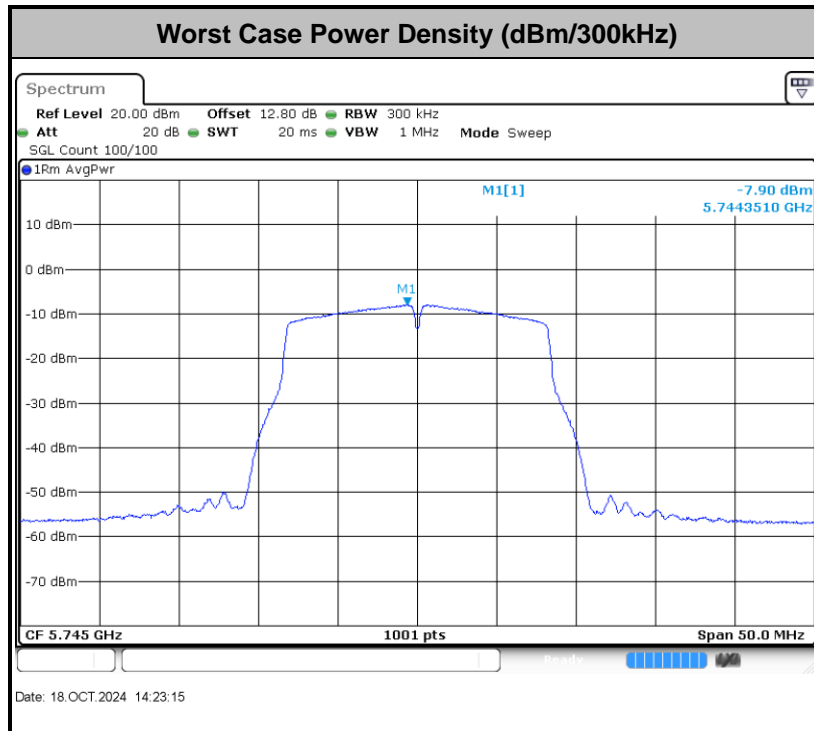
For devices operating in the bands UNII-1/2A/2C



Note: Average Power Density (dB) = Measured value+ Duty Factor



For devices operating in the band UNII-3





3.4 Unwanted Emissions Measurement

This section as specified in FCC Part 15.407(b) is to measure unwanted emissions through radiated measurement for band edge spurious emissions and out of band emissions measurement. The unwanted emissions shall comply with 15.407(b)(1) to (6), and restricted bands per FCC Part 15.205.

3.4.1 Limit of Unwanted Emissions

- (1) For transmitters operating in the 5150-5250 MHz band: all emissions outside of the 5150-5350 MHz band shall not exceed an EIRP of -27dBm/MHz .

For transmitters operating in the 5250-5350 MHz band: all emissions outside of the 5150-5350 MHz band shall not exceed an EIRP of -27 dBm/MHz . Devices operating in the 5250-5350 MHz band that generate emissions in the 5150-5250 MHz band must meet all applicable technical requirements for operation in the 5150-5250 MHz band (including indoor use) or alternatively meet an out-of-band emission EIRP limit of -27 dBm/MHz in the 5150-5250 MHz band.

For transmitters operating in the 5470-5600 MHz and 5650-5725MHz band: all emissions outside of the 5470-5600 MHz and 5650-5725MHz band shall not exceed an EIRP of -27 dBm/MHz .

- (2) For transmitters operating in the 5.725-5.85 GHz band:
15.407(b)(4)(i) All emissions shall be limited to a level of -27 dBm/MHz at 75 MHz or more above or below the band edge increasing linearly to 10 dBm/MHz at 25 MHz above or below the band edge, and from 25 MHz above or below the band edge increasing linearly to a level of 15.6 dBm/MHz at 5 MHz above or below the band edge, and from 5 MHz above or below the band edge increasing linearly to a level of 27 dBm/MHz at the band edge.



(3) Unwanted spurious emissions fallen in restricted bands shall comply with the general field strength limits as below table,

Frequency (MHz)	Field Strength (microvolts/meter)	Measurement Distance (meters)
0.009 – 0.490	2400/F(kHz)	300
0.490 – 1.705	24000/F(kHz)	30
1.705 – 30.0	30	30
30 – 88	100	3
88 – 216	150	3
216 - 960	200	3
Above 960	500	3

(4) EIRP (dBm)	Field Strength at 3m (dBµV/m)
- 27	68.2

Note: The following formula is used to convert the EIRP to field strength.

$$EIRP = E_{Meas} + 20\log(d_{Meas}) - 104.7$$

where

EIRP is the equivalent isotropically radiated power, in dBm

E_{Meas} is the field strength of the emission at the measurement distance, in dBµV/m

d_{Meas} is the measurement distance, in m

(4) ANSI C63.10-2013 clause 12.7.3 note 97

As specified by regulatory requirements, emissions above 1000 MHz that are outside of the restricted bands are subject to a peak emission limit. However, an out-of-band emission that complies with both the average and peak general regulatory limits is not required to satisfy the peak emission limit.

3.4.2 Measuring Instruments

The measuring equipment is listed in the section 4 of this test report.

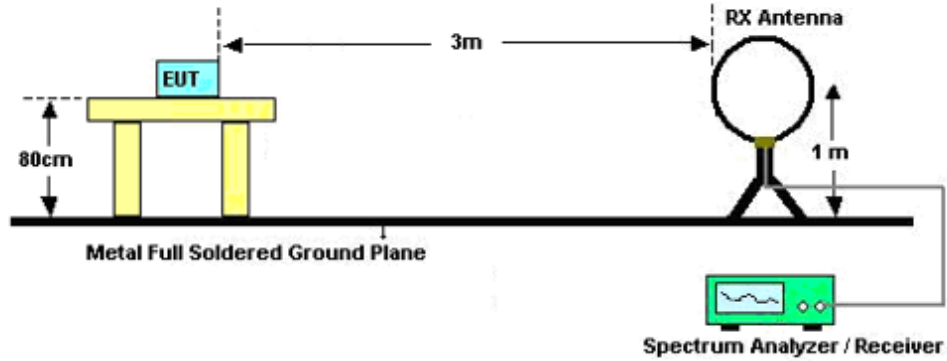


3.4.3 Test Procedures

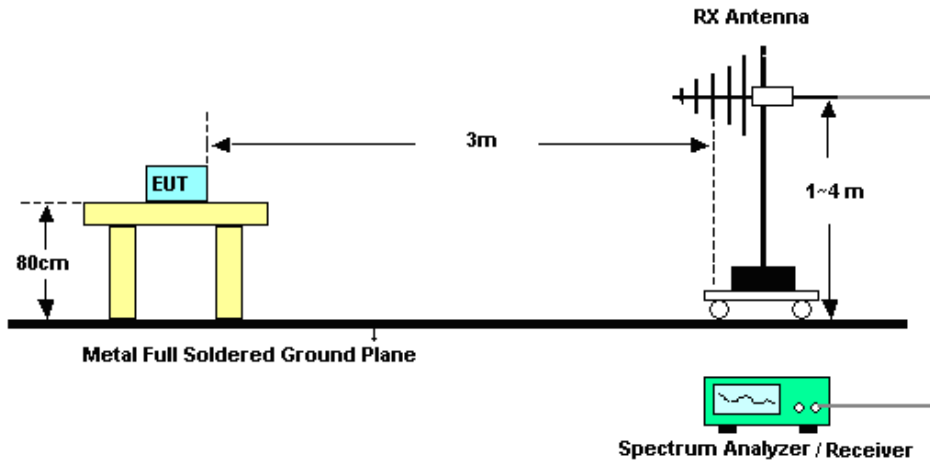
1. The testing follows FCC KDB 789033 D02 General UNII Test Procedures New Rules v01r04. Section G) Unwanted emissions measurement.
 - (1) Procedure for Unwanted Emissions Measurements Below 1000MHz
 - RBW = 120 kHz
 - VBW = 300 kHz
 - Detector = Peak
 - Trace mode = max hold
 - (2) Procedure for Peak Unwanted Emissions Measurements Above 1000 MHz
 - RBW = 1 MHz
 - VBW \geq 3 MHz
 - Detector = Peak
 - Sweep time = auto
 - Trace mode = max hold
 - (3) Procedures for Average Unwanted Emissions Measurements Above 1000MHz
 - RBW = 1 MHz
 - VBW = 10 Hz, when duty cycle is no less than 98 percent.
 - VBW \geq 1/T, when duty cycle is less than 98 percent where T is the minimum transmission duration over which the transmitter is on.
2. The EUT was placed on a turntable with 0.8 meter for frequency below 1GHz and 1.5 meter for frequency above 1GHz respectively above ground.
3. The EUT was set 3 meters from the interference receiving antenna which was mounted on the top of a variable height antenna tower.
4. The antenna is a broadband antenna and its height is adjusted between one meter and four meters above ground to find the maximum value of the field strength for both horizontal polarization and vertical polarization of the antenna.
5. For each suspected emission, the EUT was arranged to its worst case and then adjust the antenna tower (from 1 m to 4 m) and turntable (from 0 degree to 360 degrees) to find the maximum reading.
6. For testing below 1GHz, if the emission level of the EUT in peak mode was 3 dB lower than the limit specified, then peak values of EUT will be reported, otherwise, the emissions will be repeated one by one using the CISPR quasi-peak method and reported.
7. For testing above 1GHz, the emission level of the EUT in peak mode was 20dB lower than average limit (that means the emission level in average mode also complies with the limit in average mode), then peak values of EUT will be reported, otherwise, the emissions will be measured in average mode again and reported.

3.4.4 Test Setup

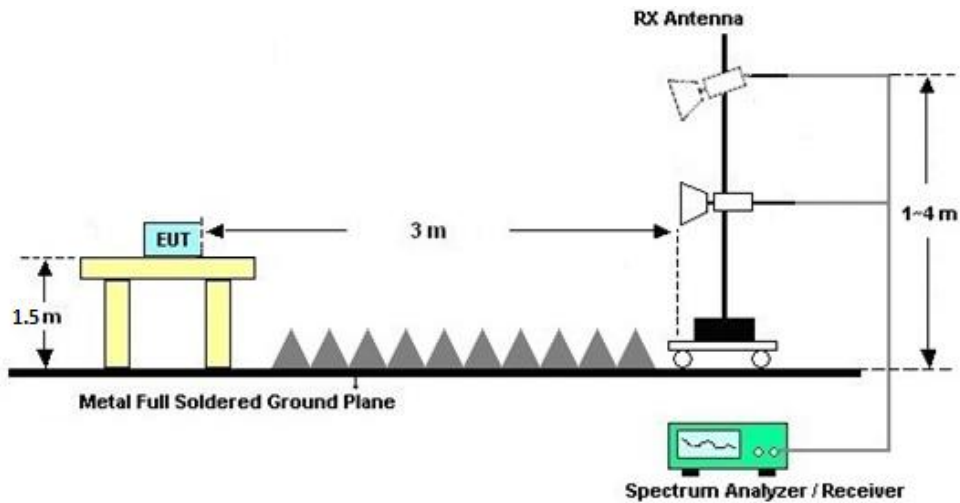
For radiated emissions below 30MHz



For radiated emissions from 30MHz to 1GHz



For radiated emissions above 1GHz





3.4.5 Test Results of Radiated Spurious Emissions (9 kHz ~ 30 MHz)

The low frequency, which started from 9 kHz to 30MHz, was pre-scanned and the result which was 20dB lower than the limit line was not reported.

There is a comparison data of both open-field test site and semi-Anechoic chamber, and the result came out very similar.

3.4.6 Test Result of Radiated Spurious at Band Edges

Please refer to Appendix C.

3.4.7 Duty Cycle

Please refer to Appendix D.

3.4.8 Test Result of Radiated Spurious Emissions (30MHz ~ 10th Harmonic)

Please refer to Appendix C.



3.5 AC Conducted Emission Measurement

3.5.1 Limit of AC Conducted Emission

For equipment that is designed to be connected to the public utility (AC) power line, the radio frequency voltage that is conducted back onto the AC power line on any frequency or frequencies within the band 150 kHz to 30 MHz shall not exceed the limits in the following table.

Frequency of emission (MHz)	Conducted limit (dBµV)	
	Quasi-peak	Average
0.15-0.5	66 to 56*	56 to 46*
0.5-5	56	46
5-30	60	50

*Decreases with the logarithm of the frequency.

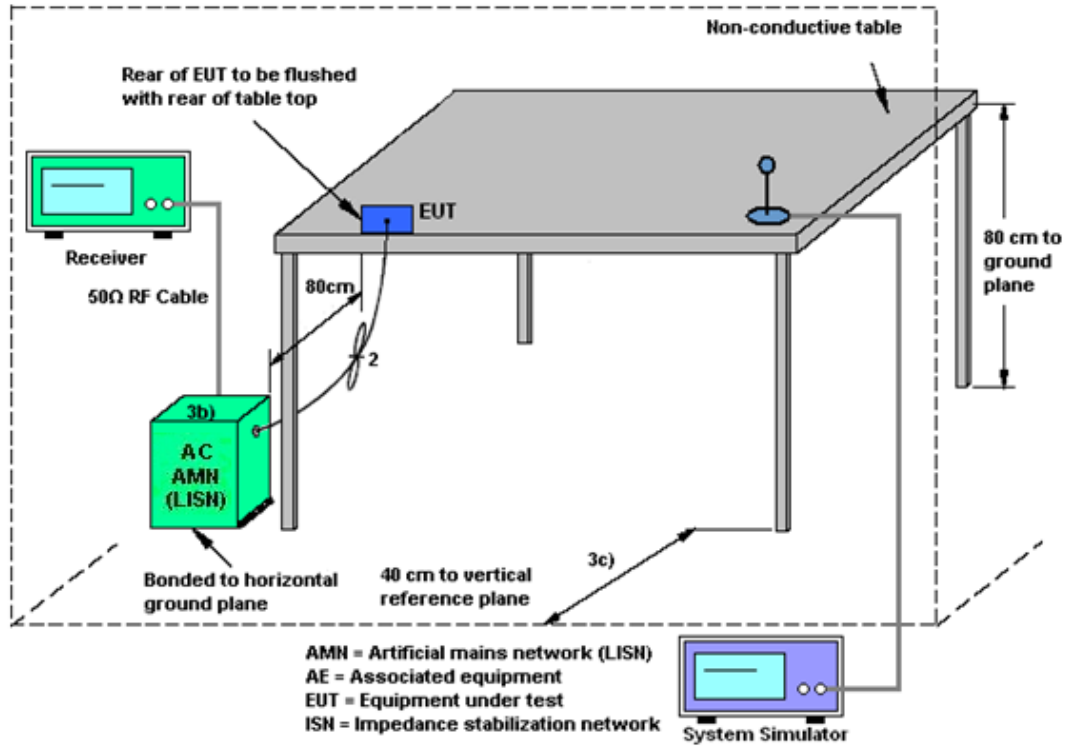
3.5.2 Measuring Instruments

The measuring equipment is listed in the section 4 of this test report.

3.5.3 Test Procedures

1. The EUT was placed 0.4 meter from the conducting wall of the shielding room was kept at least 80 centimeters from any other grounded conducting surface.
2. Connect EUT to the power mains through a line impedance stabilization network (LISN).
3. All the support units are connecting to the other LISN.
4. The LISN provides 50 ohm coupling impedance for the measuring instrument.
5. The FCC states that a 50 ohm, 50 microhenry LISN should be used.
6. Both sides of AC line were checked for maximum conducted interference.
7. The frequency range from 150 kHz to 30 MHz was searched.
8. Set the test-receiver system to Peak Detect Function and specified bandwidth with Maximum Hold Mode.

3.5.4 Test Setup



3.5.5 Test Result of AC Conducted Emission

Please refer to Appendix B.



3.6 Antenna Requirements

3.6.1 Standard Applicable

According to FCC 47 CFR Section 15.407(a)(1)(2) ,if transmitting antenna directional gain is greater than 6 dBi, both the peak transmit power and the peak power spectral density shall be reduced by the amount in dB that the directional gain of the antenna exceeds 6 dBi.

3.6.2 Antenna Anti-Replacement Construction

An embedded-in antenna design is used.

3.6.3 Antenna Gain

The antenna peak gain of EUT is less than 6 dBi. Therefore, it is not necessary to reduce maximum peak output power limit.



4 List of Measuring Equipment

Instrument	Manufacturer	Model No.	Serial No.	Characteristics	Calibration Date	Test Date	Due Date	Remark
EMI Test Receiver&SA	Agilent	N9038A	MY52260185	20Hz~26.5GHz	Dec. 27, 2023	Sep. 13, 2024~Sep. 27, 2024	Dec. 26, 2024	Radiation (03CH01-SZ)
EXA Spectrum Analyzer	KEYSIGHT	N9010A	MY55150213	10Hz~44GHz	Jul. 03, 2024	Sep. 13, 2024~Sep. 27, 2024	Jul. 02, 2025	Radiation (03CH01-SZ)
Loop Antenna	R&S	HFH2-Z2E	101141	9kHz~30MHz	Dec. 29, 2023	Sep. 13, 2024~Sep. 27, 2024	Dec. 28, 2024	Radiation (03CH01-SZ)
Bilog Antenna	TeseQ	CBL6112D	35407	30MHz~2GHz	Oct. 24, 2023	Sep. 13, 2024~Sep. 27, 2024	Oct. 23, 2025	Radiation (03CH01-SZ)
Double Ridge Horn Antenna	ETS-Lindgren	3117	00119436	1GHz~18GHz	Jul. 04, 2024	Sep. 13, 2024~Sep. 27, 2024	Jul. 03, 2025	Radiation (03CH01-SZ)
SHF-EHF Horn	com-power	AH-840	101071	18Ghz~40GHz	Apr. 09,2024	Sep. 13, 2024~Sep. 27, 2024	Apr. 08,2025	Radiation (03CH01-SZ)
LF Amplifier	Burgeon	BPA-530	102209	0.01~3000Mhz	Apr. 09, 2024	Sep. 13, 2024~Sep. 27, 2024	Apr. 08,2025	Radiation (03CH01-SZ)
HF Amplifier	MITEQ	AMF-7D-0010 1800-30-10P-R	1943528	1GHz~18GHz	Oct. 18,2023	Sep. 13, 2024~Sep. 27, 2024	Oct. 17,2024	Radiation (03CH01-SZ)
HF Amplifier	KEYSIGHT	83017A	MY53270105	0.5GHz~26.5GHz	Oct. 18,2023	Sep. 13, 2024~Sep. 27, 2024	Oct. 17,2024	Radiation (03CH01-SZ)
HF Amplifier	MITEQ	TTA1840-35-HG	1871923	18GHz~40GHz	Jul. 03, 2024	Sep. 13, 2024~Sep. 27, 2024	Jul. 02, 2025	Radiation (03CH01-SZ)
AC Power Source	Chroma	61601	616010001985	N/A	Oct. 18,2023	Sep. 13, 2024~Sep. 27, 2024	Oct. 17,2024	Radiation (03CH01-SZ)
EMI Receiver	R&S	ESR7	101630	9kHz~7GHz;	Jul. 04, 2024	Sep. 12, 2024	Jul. 03, 2025	Conduction (CO01-SZ)
AC LISN	R&S	ENV216	100063	9kHz~30MHz	Jul. 04, 2024	Sep. 12, 2024	Jul. 03, 2025	Conduction (CO01-SZ)
AC LISN (for auxiliary equipment)	EMCO	3816/2SH	00103892	9kHz~30MHz	Oct. 16, 2023	Sep. 12, 2024	Oct. 15, 2024	Conduction (CO01-SZ)
AC Power Source	Chroma	61602	616020000891	100Vac~250Vac	Aug. 14, 2024	Sep. 12, 2024	Aug. 13, 2025	Conduction (CO01-SZ)
Spectrum Analyzer	R&S	FSV40	101078	10Hz~40GHz	Apr. 09, 2024	Sep. 12, 2024~Oct. 18, 2024	Apr. 08, 2025	Conducted (TH01-SZ)
Pulse Power Sensor	Anritsu	MA2411B	1339473	30MHz~40GHz	Dec. 29, 2023	Sep. 12, 2024~Oct. 18, 2024	Dec. 28, 2024	Conducted (TH01-SZ)
Thermal Chamber	Ten Billion Hongzhangroup	LP-150U	H2014081803	-40~+150°C	Jul. 03, 2024	Sep. 12, 2024~Oct. 18, 2024	Jul. 02, 2025	Conducted (TH01-SZ)

NCR: No Calibration Required



5 Measurement Uncertainty

The measurement uncertainties shown below were calculated in accordance with the requirements of ANSI 63.10-2013. All the measurement uncertainty value were shown with a coverage K=2 to indicate 95% level of confidence. The measurement data show herein meets or exceeds the CISPR measurement uncertainty values specified in CISPR 16-4-2 and can be compared directly to specified limit to determine compliance.

Uncertainty of Conducted Measurement

Test Item	Uncertainty
Conducted Spurious Emission & Bandedge	±1.34 dB
Occupied Channel Bandwidth	±0.012 MHz
Conducted Power	±1.34 dB
Conducted Power Spectral Density	±1.32 dB
Frequency	±1.3 Hz

Uncertainty of AC Conducted Emission Measurement (0.15 MHz ~ 30 MHz)

Measuring Uncertainty for a Level of Confidence of 95% (U = 2Uc(y))	2.5 dB
---	--------

Uncertainty of Radiated Emission Measurement (9 KHz ~ 30 MHz)

Measuring Uncertainty for a Level of Confidence of 95% (U = 2Uc(y))	2.8 dB
---	--------

Uncertainty of Radiated Emission Measurement (30 MHz ~ 1000 MHz)

Measuring Uncertainty for a Level of Confidence of 95% (U = 2Uc(y))	4.2 dB
---	--------

Uncertainty of Radiated Emission Measurement (1 GHz ~ 18 GHz)

Measuring Uncertainty for a Level of Confidence of 95% (U = 2Uc(y))	5.0 dB
---	--------

Uncertainty of Radiated Emission Measurement (18 GHz ~ 40 GHz)

Measuring Uncertainty for a Level of Confidence of 95% (U = 2Uc(y))	4.3 dB
---	--------

----- THE END -----



Appendix A. Conducted Test Results

Appendix A. Test Result of Conducted Test Items

Test Engineer:	Sam Zheng	Temperature:	21~25	°C
Test Date:	2024/9/12~ 2024/10/18	Relative Humidity:	51~54	%

TEST RESULTS DATA
Average Power Table

<5180 MHz ~ 5240 MHz>										
Mod.	Data Rate	NTX	CH.	Freq. (MHz)	Duty Factor (dB)	Average Conducted Power (dBm)	FCC Conducted Power Limit (dBm)	DG (dBi)		Pass/Fail
11a	6Mbps	1	36	5180	0.00	10.06	24.00	-5.00		Pass
11a	6Mbps	1	44	5220	0.00	10.41	24.00	-5.00		Pass
11a	6Mbps	1	48	5240	0.00	10.69	24.00	-5.00		Pass
HT20	MCS0	1	36	5180	0.00	10.30	24.00	-5.00		Pass
HT20	MCS0	1	44	5220	0.00	10.61	24.00	-5.00		Pass
HT20	MCS0	1	48	5240	0.00	10.57	24.00	-5.00		Pass
HT40	MCS0	1	38	5190	0.00	10.11	24.00	-5.00		Pass
HT40	MCS0	1	46	5230	0.00	10.67	24.00	-5.00		Pass
VHT80	MCS0	1	42	5210	0.00	10.68	24.00	-5.00		Pass

TEST RESULTS DATA
Average Power Table

<5260 MHz ~ 5320 MHz>										
Mod.	Data Rate	NTX	CH.	Freq. (MHz)	Duty Factor (dB)	Average Conducted Power (dBm)	FCC Conducted Power Limit (dBm)	DG (dBi)	EIRP Power Limit (dBm)	Pass/Fail
11a	6M bps	1	52	5260	0.00	10.48	23.98	-5.00	26.99	Pass
11a	6M bps	1	60	5300	0.00	10.36	23.98	-5.00	26.99	Pass
11a	6M bps	1	64	5320	0.00	10.43	23.98	-5.00	26.99	Pass
HT20	MCS 0	1	52	5260	0.00	10.51	23.98	-5.00	26.99	Pass
HT20	MCS 0	1	60	5300	0.00	10.53	23.98	-5.00	26.99	Pass
HT20	MCS 0	1	64	5320	0.00	10.24	23.98	-5.00	26.99	Pass
HT40	MCS 0	1	54	5270	0.00	10.52	23.98	-5.00	26.99	Pass
HT40	MCS 0	1	62	5310	0.00	10.16	23.98	-5.00	26.99	Pass
VHT80	MCS 0	1	58	5290	0.00	10.56	23.98	-5.00	26.99	Pass

TEST RESULTS DATA
Average Power Table

<5500 MHz ~ 5720 MHz >										
Mod.	Data Rate	NTX	CH.	Freq. (MHz)	Duty Factor (dB)	Average Conducted Power (dBm)	FCC Conducted Power Limit (dBm)	DG (dBi)	EIRP Power Limit (dBm)	Pass/Fail
11a	6M bps	1	100	5500	0.00	8.71	23.98	-5.00	26.99	Pass
11a	6Mbps	1	104	5520	0.00	8.65	23.98	-5.00	26.99	Pass
11a	6M bps	1	116	5580	0.00	9.16	23.98	-5.00	26.99	Pass
11a	6Mbps	1	136	5680	0.00	8.37	23.98	-5.00	26.99	Pass
11a	6M bps	1	140	5700	0.00	8.56	23.98	-5.00	26.99	Pass
11a	6M bps	1	144	5720	0.00	9.02	23.98	-5.00	26.99	Pass
HT20	MCS 0	1	100	5500	0.00	8.63	23.98	-5.00	26.99	Pass
HT20	MCS0	1	104	5520	0.00	8.56	23.98	-5.00	26.99	Pass
HT20	MCS 0	1	116	5580	0.00	9.13	23.98	-5.00	26.99	Pass
HT20	MCS 0	1	140	5700	0.00	8.58	23.98	-5.00	26.99	Pass
HT20	MCS0	1	136	5680	0.00	8.44	23.98	-5.00	26.99	Pass
HT20	MCS 0	1	144	5720	0.00	9.10	23.98	-5.00	26.99	Pass
HT40	MCS 0	1	102	5510	0.00	8.91	23.98	-5.00	26.99	Pass
HT40	MCS 0	1	110	5550	0.00	9.15	23.98	-5.00	26.99	Pass
HT40	MCS 0	1	134	5670	0.00	8.67	23.98	-5.00	26.99	Pass
HT40	MCS 0	1	142	5710	0.00	9.09	23.98	-5.00	26.99	Pass
VHT80	MCS 0	1	106	5530	0.00	9.03	23.98	-5.00	26.99	Pass
VHT80	MCS 0	1	122	5610	0.00	9.17	23.98	-5.00	26.99	Pass
VHT80	MCS 0	1	138	5690	0.00	9.06	23.98	-5.00	26.99	Pass

TEST RESULTS DATA
Average Power Table

<5745 MHz ~ 5825 MHz>										
Mod.	Data Rate	NTX	CH.	Freq. (MHz)	Duty Factor (dB)	Average Conducted Power (dBm)	FCC Conducted Power Limit (dBm)	DG (dBi)		Pass/Fail
11a	6M bps	1	149	5745	0.00	9.08	30.00	-5.00		Pass
11a	6Mbps	1	157	5785	0.00	9.10	30.00	-5.00		Pass
11a	6Mbps	1	165	5825	0.00	9.01	30.00	-5.00		Pass
HT20	MCS 0	1	149	5745	0.00	9.07	30.00	-5.00		Pass
HT20	MCS 0	1	157	5785	0.00	9.02	30.00	-5.00		Pass
HT20	MCS 0	1	165	5825	0.00	9.00	30.00	-5.00		Pass
HT40	MCS 0	1	151	5755	0.00	9.27	30.00	-5.00		Pass
HT40	MCS 0	1	159	5795	0.00	9.12	30.00	-5.00		Pass
VHT80	MCS 0	1	155	5775	0.00	9.28	30.00	-5.00		Pass

TEST RESULTS DATA
26dB and 99% OBW

<5180 MHz ~ 5240 MHz>								
Mod.	Data Rate	NTX	CH.	Freq. (MHz)	99% Bandwidth (MHz)	26 dB Bandwidth (MHz)		
11a	6Mbps	1	36	5180	16.96	26.82		
11a	6Mbps	1	44	5220	16.91	28.62		
11a	6Mbps	1	48	5240	17.02	27.24		
HT20	MCS0	1	36	5180	17.93	27.84		
HT20	MCS0	1	44	5220	18.00	28.74		
HT20	MCS0	1	48	5240	18.01	30.18		
HT40	MCS0	1	38	5190	36.43	69.44		
HT40	MCS0	1	46	5230	36.48	69.48		
VHT80	MCS0	1	42	5210	75.27	94.80		

TEST RESULTS DATA
26dB and 99% OBW

<5260 MHz ~ 5320 MHz>								
Mod.	Data Rate	NTX	CH.	Freq. (MHz)	99% Bandwidth (MHz)	26 dB Bandwidth (MHz)	FCC 26dB Bandwidth Power Limit (dBm)	Note
11a	6M bps	1	52	5260	16.98	29.58	23.98	
11a	6M bps	1	60	5300	17.05	28.08	23.98	
11a	6M bps	1	64	5320	16.96	30.48	23.98	
HT20	MCS 0	1	52	5260	18.02	28.38	23.98	
HT20	MCS 0	1	60	5300	18.00	28.44	23.98	
HT20	MCS 0	1	64	5320	18.00	31.44	23.98	
HT40	MCS 0	1	54	5270	36.46	67.56	23.98	
HT40	MCS 0	1	62	5310	36.47	69.20	23.98	
VHT80	MCS 0	1	58	5290	75.29	93.36	23.98	

TEST RESULTS DATA
26dB and 99% OBW

<5500 MHz ~ 5720 MHz >								
Mod.	Data Rate	NTX	CH.	Freq. (MHz)	99% Bandwidth (MHz)	26 dB Bandwidth (MHz)	FCC 26dB Bandwidth Power Limit (dBm)	Note
11a	6M bps	1	100	5500	17.03	29.04	23.98	
11a	6M bps	1	116	5580	16.98	32.28	23.98	
11a	6M bps	1	140	5700	17.31	31.62	23.98	
11a	6Mbps	1	144	5720	17.25	30.84	23.98	
HT20	MCS 0	1	100	5500	18.03	30.66	23.98	
HT20	MCS 0	1	116	5580	18.00	29.98	23.98	
HT20	MCS 0	1	140	5700	18.22	30.12	23.98	
HT20	MCS0	1	144	5720	18.24	31.14	23.98	
HT40	MCS 0	1	102	5510	36.43	68.28	23.98	
HT40	MCS 0	1	110	5550	36.51	69.04	23.98	
HT40	MCS 0	1	134	5670	36.63	67.04	23.98	
HT40	MCS0	1	142	5710	36.60	68.64	23.98	
VHT80	MCS 0	1	106	5530	75.28	95.04	23.98	
VHT80	MCS 0	1	122	5610	75.26	97.92	23.98	
VHT80	MCS0	1	138	5690	75.38	101.52	23.98	

TEST RESULTS DATA
6dB and 26dB EBW and 99% OBW

<5745 MHz ~ 5825 MHz>									
Mod.	Data Rate	NTX	CH.	Freq. (MHz)	99% Bandwidth (MHz)	26 dB Bandwidth (MHz)	6 dB Bandwidth (MHz)	6dB Bandwidth min. Limit (MHz)	Pass/Fail
11a	6M bps	1	149	5745	18.07	30.96	14.55	0.5	Pass
11a	6Mbps	1	157	5785	17.84	33.24	15.20	0.5	Pass
11a	6Mbps	1	165	5825	17.73	32.22	15.20	0.5	Pass
HT20	MCS 0	1	149	5745	18.48	33.06	15.20	0.5	Pass
HT20	MCS 0	1	157	5785	18.54	35.22	13.90	0.5	Pass
HT20	MCS 0	1	165	5825	18.49	34.44	15.20	0.5	Pass
HT40	MCS 0	1	151	5755	36.62	68.33	35.28	0.5	Pass
HT40	MCS 0	1	159	5795	36.59	67.84	35.28	0.5	Pass
VHT80	MCS 0	1	155	5775	75.35	104.64	75.52	0.5	Pass

TEST RESULTS DATA
Power Spectral Density

<5180 MHz ~ 5240 MHz>										
Mod.	Data Rate	N _{TX}	CH.	Freq. (MHz)	Duty Factor (dB)	Average Power Density (dBm/MHz)	Average PSD Limit (dBm/MHz)	DG (dBi)	-	Pass/Fail
11a	6Mbps	1	36	5180	0.00	-1.35	11.00	-5.00		Pass
11a	6Mbps	1	44	5220	0.00	-1.09	11.00	-5.00		Pass
11a	6Mbps	1	48	5240	0.00	-1.06	11.00	-5.00		Pass
HT20	MCS0	1	36	5180	0.00	-1.83	11.00	-5.00		Pass
HT20	MCS0	1	44	5220	0.00	-1.45	11.00	-5.00		Pass
HT20	MCS0	1	48	5240	0.00	-1.21	11.00	-5.00		Pass
HT40	MCS0	1	38	5190	0.00	-4.62	11.00	-5.00		Pass
HT40	MCS0	1	46	5230	0.00	-4.41	11.00	-5.00		Pass
VHT80	MCS0	1	42	5210	0.00	-7.77	11.00	-5.00		Pass

TEST RESULTS DATA
Power Spectral Density

<5260 MHz ~ 5320 MHz>										
Mod.	Data Rate	N _{TX}	CH.	Freq. (MHz)	Duty Factor (dB)	Average Power Density (dBm/MHz)	Average PSD Limit (dBm/MHz)	DG (dBi)		Pass/Fail
11a	6M bps	1	52	5260	0.00	-0.83	11.00	-5.00		Pass
11a	6M bps	1	60	5300	0.00	-0.90	11.00	-5.00		Pass
11a	6M bps	1	64	5320	0.00	-1.09	11.00	-5.00		Pass
HT20	MCS 0	1	52	5260	0.00	-1.15	11.00	-5.00		Pass
HT20	MCS 0	1	60	5300	0.00	-1.28	11.00	-5.00		Pass
HT20	MCS 0	1	64	5320	0.00	-1.46	11.00	-5.00		Pass
HT40	MCS 0	1	54	5270	0.00	-4.14	11.00	-5.00		Pass
HT40	MCS 0	1	62	5310	0.00	-4.38	11.00	-5.00		Pass
VHT80	MCS 0	1	58	5290	0.00	-7.41	11.00	-5.00		Pass

TEST RESULTS DATA
Power Spectral Density

<5500 MHz ~ 5720 MHz >										
Mod.	Data Rate	N _{TX}	CH.	Freq. (MHz)	Duty Factor (dB)	Average Power Density (dBm/MHz)	Average PSD Limit (dBm/MHz)	DG (dBi)		Pass/Fail
11a	6M bps	1	100	5500	0.00	-2.49	11.00	-5.00		Pass
11a	6M bps	1	116	5580	0.00	-2.58	11.00	-5.00		Pass
11a	6M bps	1	140	5700	0.00	-1.83	11.00	-5.00		Pass
11a	6Mbps	1	144	5720	0.00	-1.90	11.00	-5.00		Pass
HT20	MCS 0	1	100	5500	0.00	-3.33	11.00	-5.00		Pass
HT20	MCS 0	1	116	5580	0.00	-3.59	11.00	-5.00		Pass
HT20	MCS 0	1	140	5700	0.00	-3.32	11.00	-5.00		Pass
HT20	MCS0	1	144	5720	0.00	-3.03	11.00	-5.00		Pass
HT40	MCS 0	1	102	5510	0.00	-6.36	11.00	-5.00		Pass
HT40	MCS 0	1	110	5550	0.00	-6.27	11.00	-5.00		Pass
HT40	MCS 0	1	134	5670	0.00	-6.22	11.00	-5.00		Pass
HT40	MCS0	1	142	5710	0.00	-5.84	11.00	-5.00		Pass
VHT80	MCS 0	1	106	5530	0.00	-9.45	11.00	-5.00		Pass
VHT80	MCS 0	1	122	5610	0.00	-9.48	11.00	-5.00		Pass
VHT80	MCS0	1	138	5690	0.00	-9.10	11.00	-5.00		Pass

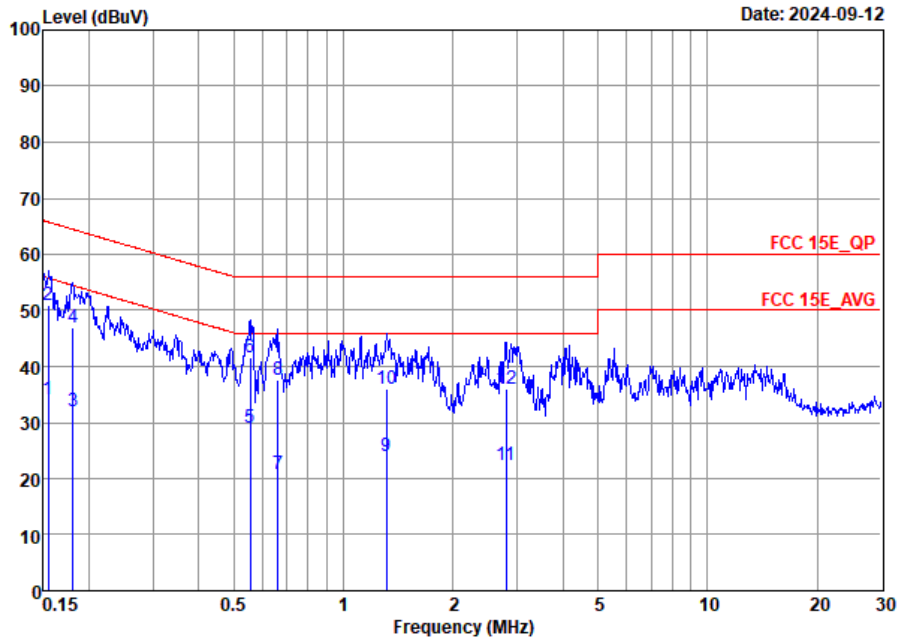
TEST RESULTS DATA
Power Spectral Density

<5745 MHz ~ 5825 MHz>										
Mod.	Data Rate	N _{TX}	CH.	Freq. (MHz)	Duty Factor (dB)	10log (500kHz /RBW) Factor (dB)	Average Power Density (dBm/500kHz)	Average PSD Limit (dBm/500kHz)	DG (dBi)	Pass/Fail
11a	6M bps	1	149	5745	0.00	2.22	-5.68	30.00	-5.00	Pass
11a	6Mbps	1	157	5785	0.00	2.22	-5.81	30.00	-5.00	Pass
11a	6Mbps	1	165	5825	0.00	2.22	-6.59	30.00	-5.00	Pass
HT20	MCS 0	1	149	5745	0.00	2.22	-5.84	30.00	-5.00	Pass
HT20	MCS 0	1	157	5785	0.00	2.22	-6.13	30.00	-5.00	Pass
HT20	MCS 0	1	165	5825	0.00	2.22	-6.53	30.00	-5.00	Pass
HT40	MCS 0	1	151	5755	0.00	2.22	-9.09	30.00	-5.00	Pass
HT40	MCS 0	1	159	5795	0.00	2.22	-9.27	30.00	-5.00	Pass
VHT80	MCS 0	1	155	5775	0.00	2.22	-12.49	30.00	-5.00	Pass



Appendix B. AC Conducted Emission Test Results

Test Engineer :	Chase Nathon	Temperature :	22~24°C
		Relative Humidity :	44~50%
Test Voltage :	120Vac / 60Hz	Phase :	Line
Remark :	All emissions not reported here are more than 10 dB below the prescribed limit.		

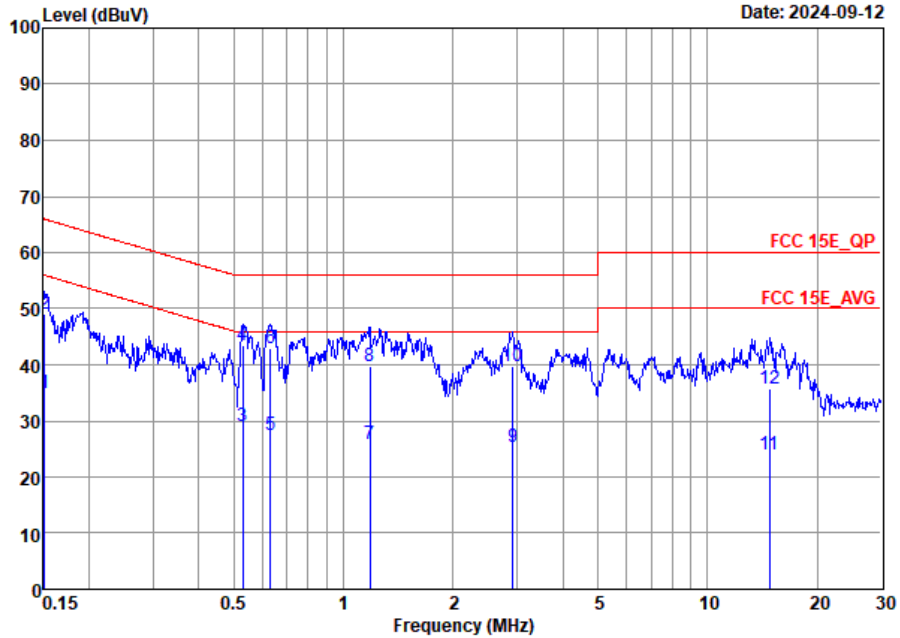


Site : CO01-SZ
 Condition: FCC 15E_QP AC LISN 100063_L LINE

	Freq	Level	Over Limit	Limit Line	Read Level	LISN Factor	Cable Loss	Remark
	MHz	dBuV	dB	dBuV	dBuV	dB	dB	
1	0.15	34.26	-21.48	55.74	14.30	9.82	10.14	Average
2	0.15	50.86	-14.88	65.74	30.90	9.82	10.14	QP
3	0.18	31.96	-22.50	54.46	12.00	9.82	10.14	Average
4	0.18	46.96	-17.50	64.46	27.00	9.82	10.14	QP
5	0.56	28.99	-17.01	46.00	9.10	9.73	10.16	Average
6 *	0.56	41.69	-14.31	56.00	21.80	9.73	10.16	QP
7	0.66	20.69	-25.31	46.00	0.80	9.73	10.16	Average
8	0.66	37.49	-18.51	56.00	17.60	9.73	10.16	QP
9	1.31	24.10	-21.90	46.00	4.19	9.72	10.19	Average
10	1.31	35.90	-20.10	56.00	15.99	9.72	10.19	QP
11	2.79	22.52	-23.48	46.00	2.50	9.75	10.27	Average
12	2.79	35.92	-20.08	56.00	15.90	9.75	10.27	QP



Test Engineer :	Chase Nathon	Temperature :	22~24°C
		Relative Humidity :	44~50%
Test Voltage :	120Vac / 60Hz	Phase :	Neutral
Remark :	All emissions not reported here are more than 10 dB below the prescribed limit.		



Site : C001-SZ
 Condition: FCC 15E_QP AC LISN 100063_N NEUTRAL

	Freq	Level	Over Limit	Limit Line	Read Level	LISN Factor	Cable Loss	Remark
	MHz	dBuV	dB	dBuV	dBuV	dB	dB	
1	0.15	34.99	-20.97	55.96	15.00	9.86	10.13	Average
2	0.15	48.99	-16.97	65.96	29.00	9.86	10.13	QP
3	0.53	28.99	-17.01	46.00	9.10	9.73	10.16	Average
4 *	0.53	43.39	-12.61	56.00	23.50	9.73	10.16	QP
5	0.63	27.50	-18.50	46.00	7.60	9.74	10.16	Average
6	0.63	43.00	-13.00	56.00	23.10	9.74	10.16	QP
7	1.18	25.97	-20.03	46.00	6.10	9.69	10.18	Average
8	1.18	39.77	-16.23	56.00	19.90	9.69	10.18	QP
9	2.92	25.22	-20.78	46.00	5.20	9.74	10.28	Average
10	2.92	39.62	-16.38	56.00	19.60	9.74	10.28	QP
11	14.83	24.09	-25.91	50.00	3.79	9.81	10.49	Average
12	14.83	35.79	-24.21	60.00	15.49	9.81	10.49	QP

Note:

- Level(dBμV) = Read Level(dBμV) + LISN Factor(dB) + Cable Loss(dB)
- Over Limit(dB) = Level(dBμV) – Limit Line(dBμV)



Appendix C Radiated Spurious Emission Test Data

Test Engineer :	Jia Kuang	Relative Humidity :	48~49%
		Temperature :	24-25°C

Radiated Spurious Emission Test Modes

Mode	Band	Band (GHz)	Antenna	Modulation	Channel	Frequency	Data Rate	RU	Remark
Mode 1	U-NII-1	5.15-5.25	5	802.11a	36	5180	6Mbps	-	Sample1
Mode 2	U-NII-1	5.15-5.25	5	802.11a	44	5220	6Mbps	-	Sample1
Mode 3	U-NII-1	5.15-5.25	5	802.11a	48	5240	6Mbps	-	Sample1
Mode 4	U-NII-2A	5.25-5.35	5	802.11a	52	5280	6Mbps	-	Sample1
Mode 5	U-NII-2A	5.25-5.35	5	802.11a	60	5300	6Mbps	-	Sample1
Mode 6	U-NII-2A	5.25-5.35	5	802.11a	64	5320	6Mbps	-	Sample1
Mode 7	U-NII-2C	5.47-5.725	5	802.11a	100	5500	6Mbps	-	Sample1
Mode 8	U-NII-2C	5.47-5.725	5	802.11a	116	5580	6Mbps	-	Sample1
Mode 9	U-NII-2C	5.47-5.725	5	802.11a	140	5700	6Mbps	-	Sample1
Mode 10	Straddle channels	5.47-5.725	5	802.11a	144	5720	6Mbps	-	Sample1
Mode 11	U-NII-1	5.15-5.25	5	802.11n HT20	36	5180	MCS0	-	Sample1
Mode 12	U-NII-1	5.15-5.25	5	802.11n HT20	44	5220	MCS0	-	Sample1
Mode 13	U-NII-1	5.15-5.25	5	802.11n HT20	48	5240	MCS0	-	Sample1
Mode 14	U-NII-2A	5.25-5.35	5	802.11n HT20	52	5280	MCS0	-	Sample1
Mode 15	U-NII-2A	5.25-5.35	5	802.11n HT20	60	5300	MCS0	-	Sample1
Mode 16	U-NII-2A	5.25-5.35	5	802.11n HT20	64	5320	MCS0	-	Sample1
Mode 17	U-NII-2C	5.47-5.725	5	802.11n HT20	100	5500	MCS0	-	Sample1
Mode 18	U-NII-2C	5.47-5.725	5	802.11n HT20	116	5580	MCS0	-	Sample1
Mode 19	U-NII-2C	5.47-5.725	5	802.11n HT20	140	5700	MCS0	-	Sample1
Mode 20	U-NII-1	5.15-5.25	5	802.11n HT40	38	5190	MCS0	-	Sample1
Mode 21	U-NII-1	5.15-5.25	5	802.11n HT40	46	5230	MCS0	-	Sample1
Mode 22	U-NII-2A	5.25-5.35	5	802.11n HT40	54	5270	MCS0	-	Sample1
Mode 23	U-NII-2A	5.25-5.35	5	802.11n HT40	62	5310	MCS0	-	Sample1
Mode 24	U-NII-2C	5.47-5.725	5	802.11n HT40	102	5510	MCS0	-	Sample1
Mode 25	U-NII-2C	5.47-5.725	5	802.11n HT40	134	5670	MCS0	-	Sample1
Mode 26	U-NII-1	5.15-5.25	5	802.11ac VHT80	42	5210	MCS0	-	Sample1
Mode 27	U-NII-2A	5.25-5.35	5	802.11ac VHT80	58	5290	MCS0	-	Sample1
Mode 28	U-NII-2C	5.47-5.725	5	802.11ac VHT80	106	5530	MCS0	-	Sample1
Mode 29	U-NII-2C	5.47-5.725	5	802.11ac VHT80	122	5610	MCS0	-	Sample1
Mode 30	Straddle channels	5.47-5.725	5	802.11n HT20	144	5720	MCS0	-	Sample1
Mode 31	Straddle channels	5.47-5.725	5	802.11n HT40	142	5710	MCS0	-	Sample1
Mode 32	Straddle channels	5.47-5.725	5	802.11ac VHT80	138	5690	MCS0	-	Sample1
Mode 33	U-NII-3	5.725-5.85	5	802.11a	149	5745	6Mbps	-	Sample1
Mode 34	U-NII-3	5.725-5.85	5	802.11a	157	5785	6Mbps	-	Sample1
Mode 35	U-NII-3	5.725-5.85	5	802.11a	165	5825	6Mbps	-	Sample1



Mode 36	U-NII-3	5.725-5.85	5	802.11n HT20	149	5745	MCS0	-	Sample1
Mode 37	U-NII-3	5.725-5.85	5	802.11n HT20	157	5785	MCS0	-	Sample1
Mode 38	U-NII-3	5.725-5.85	5	802.11n HT20	165	5825	MCS0	-	Sample1
Mode 39	U-NII-3	5.725-5.85	5	802.11n HT40	151	5755	MCS0	-	Sample1
Mode 40	U-NII-3	5.725-5.85	5	802.11n HT40	159	5795	MCS0	-	Sample1
Mode 41	U-NII-3	5.725-5.85	5	802.11ac VHT80	155	5775	MCS0	-	Sample1
Mode 42	U-NII-2A	5.25-5.35	5	802.11ac VHT80	58	5290	MCS0		Sample1-LF
Mode 43	U-NII-3	5.725-5.85	5	802.11ac VHT80	155	5775	MCS0		Sample1-LF
Mode 44	CO-TX	5.25-5.35	5	802.11ac VHT80	58	5290	MCS0	-	Sample1
		WWAN Link	0	LTE B13 Link	-	-	-	-	Sample1
Mode 45	CO-TX	5.25-5.35	5	802.11ac VHT80	58	5290	MCS0	-	Sample1
		BLE TX	5	Bluetooth-LE	01	2404	2M	-	Sample1
Mode 46	U-NII-2A	5.25-5.35	5	802.11ac VHT80	58	5290	MCS0	-	Sample2
Mode 47	U-NII-2A	5.25-5.35	5	802.11ac VHT80	58	5290	MCS0	-	Sample3
Mode 48	U-NII-2A	5.25-5.35	5	802.11a	60	5300	6Mbps	-	Sample1
Mode 49	U-NII-2C	5.47-5.725	5	802.11a	116	5580	6Mbps	-	Sample1
Mode 50	U-NII-2A	5.25-5.35	5	802.11n HT20	60	5300	MCS0	-	Sample1
Mode 51	U-NII-2C	5.47-5.725	5	802.11n HT20	116	5580	MCS0	-	Sample1
Mode 52	U-NII-2C	5.47-5.725	5	802.11a	104	5520	6Mbps	-	Sample1
Mode 53	U-NII-2C	5.47-5.725	5	802.11a	136	5680	6Mbps	-	Sample1
Mode 54	U-NII-2C	5.47-5.725	5	802.11n HT20	136	5680	MCS0	-	Sample1
Mode 55	U-NII-2C	5.47-5.725	5	802.11n HT20	104	5520	MCS0	-	Sample1



Summary of each worse mode

Mode	Modulation	Ch.	Freq. (MHz)	Level (dBuV/m)	Limit (dBuV/m)	Margin (dB)	Pol.	Peak Avg.	Result	Remark
1	802.11a	36	5149.85	50.18	54.00	-3.82	V	AVERAGE	Pass	Band Edge
1	802.11a	36	10360.00	49.65	68.30	-18.65	V	Peak	Pass	Harmonic
2	802.11a	44	-	-	-	-	-	-	-	Band Edge
2	802.11a	44	10440.00	49.55	68.30	-18.75	H	Peak	Pass	Harmonic
3	802.11a	48	-	-	-	-	-	-	-	Band Edge
3	802.11a	48	10480.00	48.70	68.30	-19.60	H	Peak	Pass	Harmonic
4	802.11a	52	-	-	-	-	-	-	-	Band Edge
4	802.11a	52	10520.00	48.75	68.30	-19.55	H	Peak	Pass	Harmonic
5	802.11a	60	-	-	-	-	-	-	-	Band Edge
5	802.11a	60	10600.00	48.53	74.00	-25.47	V	Peak	Pass	Harmonic
6	802.11a	64	5350.46	47.52	54.00	-6.48	H	AVERAGE	Pass	Band Edge
6	802.11a	64	10640.00	48.41	74.00	-25.59	V	Peak	Pass	Harmonic
7	802.11a	100	5468.43	59.52	68.30	-8.78	H	PEAK	Pass	Band Edge
7	802.11a	100	16500.00	48.65	68.30	-19.65	H	Peak	Pass	Harmonic
8	802.11a	116	-	-	-	-	-	-	-	Band Edge
8	802.11a	116	16740.00	48.45	68.30	-19.85	V	Peak	Pass	Harmonic
9	802.11a	140	5726.43	64.18	68.30	-4.12	H	PEAK	Pass	Band Edge
9	802.11a	140	17100.00	47.66	68.30	-20.64	H	Peak	Pass	Harmonic
10	802.11a	144	-	-	-	-	-	-	-	Band Edge
10	802.11a	144	17160.00	47.77	68.30	-20.53	V	Peak	Pass	Harmonic
11	802.11n HT20	36	5149.76	50.23	54.00	-3.77	H	AVERAGE	Pass	Band Edge
11	802.11n HT20	36	10360.00	48.40	68.30	-19.90	H	Peak	Pass	Harmonic
12	802.11n HT20	44	-	-	-	-	-	-	-	Band Edge
12	802.11n HT20	44	10440.00	48.13	68.30	-20.17	H	Peak	Pass	Harmonic
13	802.11n HT20	48	-	-	-	-	-	-	-	Band Edge
13	802.11n HT20	48	10480.00	47.74	68.30	-20.56	H	Peak	Pass	Harmonic
14	802.11n HT20	52	-	-	-	-	-	-	-	Band Edge
14	802.11n HT20	52	10520.00	49.22	68.30	-19.08	H	Peak	Pass	Harmonic
15	802.11n HT20	60	-	-	-	-	-	-	-	Band Edge
15	802.11n HT20	60	10600.00	48.85	74.00	-25.15	V	Peak	Pass	Harmonic
16	802.11n HT20	64	5350.17	49.47	54.00	-4.53	H	AVERAGE	Pass	Band Edge
16	802.11n HT20	64	10640.00	48.03	74.00	-25.97	V	Peak	Pass	Harmonic
17	802.11n HT20	100	5469.93	62.85	68.30	-5.45	H	PEAK	Pass	Band Edge
17	802.11n HT20	100	16500.00	48.39	68.30	-19.91	H	Peak	Pass	Harmonic
18	802.11n HT20	116	-	-	-	-	-	-	-	Band Edge
18	802.11n HT20	116	16740.00	48.35	68.30	-19.95	V	Peak	Pass	Harmonic
19	802.11n HT20	140	5725.65	63.66	68.30	-4.64	H	PEAK	Pass	Band Edge
19	802.11n HT20	140	17100.00	47.81	68.30	-20.49	V	Peak	Pass	Harmonic
20	802.11n HT40	38	5148.12	50.36	54.00	-3.64	H	AVERAGE	Pass	Band Edge
20	802.11n HT40	38	-	-	-	-	-	-	-	Harmonic
21	802.11n HT40	46	5148.93	44.79	54.00	-9.21	H	AVERAGE	Pass	Band Edge
21	802.11n HT40	46	-	-	-	-	-	-	-	Harmonic
22	802.11n HT40	54	5350.67	45.26	54.00	-8.74	H	AVERAGE	Pass	Band Edge
22	802.11n HT40	54	-	-	-	-	-	-	-	Harmonic



23	802.11n HT40	62	5350.73	49.98	54.00	-4.02	H	AVERAGE	Pass	Band Edge
23	802.11n HT40	62	-	-	-	-	-	-	-	Harmonic
24	802.11n HT40	102	5468.96	64.61	68.30	-3.69	H	PEAK	Pass	Band Edge
24	802.11n HT40	102	-	-	-	-	-	-	-	Harmonic
25	802.11n HT40	134	5727.62	63.60	68.30	-4.70	H	PEAK	Pass	Band Edge
25	802.11n HT40	134	-	-	-	-	-	-	-	Harmonic
26	802.11ac VHT80	42	5148.39	50.17	54.00	-3.83	H	AVERAGE	Pass	Band Edge
26	802.11ac VHT80	42	-	-	-	-	-	-	-	Harmonic
27	802.11ac VHT80	58	5350.27	50.91	54.00	-3.09	H	AVERAGE	Pass	Band Edge
27	802.11ac VHT80	58	10580.00	48.48	68.30	-19.82	H	Peak	Pass	Harmonic
28	802.11ac VHT80	106	5462.77	63.93	68.30	-4.37	H	PEAK	Pass	Band Edge
28	802.11ac VHT80	106	-	-	-	-	-	-	-	Harmonic
29	802.11ac VHT80	122	5729.74	61.60	68.30	-6.70	H	PEAK	Pass	Band Edge
29	802.11ac VHT80	122	-	-	-	-	-	-	-	Harmonic
30	802.11n HT20	144	5459.45	40.90	54.00	-13.10	H	Average	Pass	Band Edge
30	802.11n HT20	144	17160.00	47.57	68.30	-20.73	V	Peak	Pass	Harmonic
31	802.11n HT40	142	5460.00	40.89	54.00	-13.11	H	Average	Pass	Band Edge
31	802.11n HT40	142	-	-	-	-	-	-	-	Harmonic
32	802.11ac VHT80	138	5460.00	40.88	54.00	-13.12	H	Average	Pass	Band Edge
32	802.11ac VHT80	138	-	-	-	-	-	-	-	Harmonic
33	802.11a	149	-	-	-	-	-	-	-	Band Edge
33	802.11a	149	17235.00	46.93	68.30	-21.37	V	Peak	Pass	Harmonic
34	802.11a	157	-	-	-	-	-	-	-	Band Edge
34	802.11a	157	17355.00	48.79	68.30	-19.51	V	Peak	Pass	Harmonic
35	802.11a	165	-	-	-	-	-	-	-	Band Edge
35	802.11a	165	17475.00	48.51	68.30	-19.79	V	Peak	Pass	Harmonic
36	802.11n HT20	149	5640.60	53.97	68.30	-14.33	V	PEAK	Pass	Band Edge
36	802.11n HT20	149	17235.00	48.20	68.30	-20.10	H	Peak	Pass	Harmonic
37	802.11n HT20	157	-	-	-	-	-	-	-	Band Edge
37	802.11n HT20	157	17355.00	48.28	68.30	-20.02	V	Peak	Pass	Harmonic
38	802.11n HT20	165	5936.13	54.13	68.30	-14.17	V	PEAK	Pass	Band Edge
38	802.11n HT20	165	17475.00	46.80	68.30	-21.50	H	Peak	Pass	Harmonic
39	802.11n HT40	151	5642.01	54.65	68.30	-13.65	V	PEAK	Pass	Band Edge
39	802.11n HT40	151	-	-	-	-	-	-	-	Harmonic
40	802.11n HT40	159	5625.35	54.37	68.30	-13.93	V	PEAK	Pass	Band Edge
40	802.11n HT40	159	-	-	-	-	-	-	-	Harmonic
41	802.11ac VHT80	155	5650.23	59.50	68.47	-8.97	V	PEAK	Pass	Band Edge
41	802.11ac VHT80	155	17325.00	47.76	68.30	-20.54	H	Peak	Pass	Harmonic
42	802.11ac VHT80	58	30.00	28.28	40.00	-11.72	V	Peak	Pass	LF
43	802.11ac VHT80	155	30.00	28.42	40.00	-11.58	V	Peak	Pass	LF



44	CO_TX	-	5350.10	47.43	54.00	-6.57	H	AVERAGE	Pass	Band Edge
44		-	10580.00	47.72	68.30	-20.58	H	Peak	Pass	Harmonic
45	CO_TX	-	5350.01	48.30	54.00	-5.70	H	AVERAGE	Pass	Band Edge
45		-	10580.00	48.70	68.30	-19.60	H	Peak	Pass	Harmonic
46	802.11ac VHT80	58	5350.62	50.77	54.00	-3.23	V	AVERAGE	Pass	Band Edge
46	802.11ac VHT80	58	10580.00	48.70	68.30	-19.60	V	Peak	Pass	Harmonic
47	802.11ac VHT80	58	5350.10	50.61	54.00	-3.39	H	AVERAGE	Pass	Band Edge
47	802.11ac VHT80	58	10580.00	47.90	68.30	-20.40	H	Peak	Pass	Harmonic
48	802.11a	60	5350.00	47.43	54.00	-6.57	V	AVERAGE	Pass	Band Edge
48	802.11a	60	-	-	-	-	-	-	-	Harmonic
49	802.11a	116	5458.47	42.64	54.00	-11.36	H	AVERAGE	Pass	Band Edge
49	802.11a	116	-	-	-	-	-	-	-	Harmonic
50	802.11n HT20	60	5350.02	46.95	54.00	-7.05	H	AVERAGE	Pass	Band Edge
50	802.11n HT20	60	-	-	-	-	-	-	-	Harmonic
51	802.11n HT20	116	5459.57	42.60	54.00	-11.40	H	AVERAGE	Pass	Band Edge
51	802.11n HT20	116	-	-	-	-	-	-	-	Harmonic
52	802.11a	104	5459.99	44.26	54.00	-9.74	H	AVERAGE	Pass	Band Edge
52	802.11a	104	-	-	-	-	-	-	-	Harmonic
53	802.11a	136	5728.57	63.73	68.30	-4.57	H	PEAK	Pass	Band Edge
53	802.11a	136	-	-	-	-	-	-	-	Harmonic
54	802.11n HT20	136	5726.45	62.70	68.30	-5.60	H	PEAK	Pass	Band Edge
54	802.11n HT20	136	-	-	-	-	-	-	-	Harmonic
55	802.11n HT20	104	5459.92	44.89	54.00	-9.11	H	AVERAGE	Pass	Band Edge
55	802.11n HT20	104	-	-	-	-	-	-	-	Harmonic



Mode	1																																																																															
	Band Edge																																																																															
	U-NII-1_5.15-5.25_802.11a_CH36_5180MHz																																																																															
ANT	5																																																																															
Pol.	Horizontal	Fundamental																																																																														
Peak	<table border="1"> <thead> <tr> <th>Limit</th> <th>Margin</th> <th>Read</th> <th>Ant</th> <th>Cable</th> <th>Preamp</th> <th>APos</th> <th>TPos</th> <th>Remark</th> </tr> <tr> <th>Freq</th> <th>Level</th> <th>Line</th> <th>(dB)</th> <th>Level</th> <th>Factor</th> <th>Loss</th> <th>Factor</th> <th></th> </tr> <tr> <th>MHz</th> <th>dBuV/m</th> <th>dBuV/m</th> <th></th> <th>dBuV</th> <th>dB/m</th> <th>dB</th> <th>dB</th> <th>cm</th> <th>deg</th> </tr> </thead> <tbody> <tr> <td>1</td> <td>5149.13</td> <td>66.00</td> <td>74.00</td> <td>-8.00</td> <td>51.82</td> <td>34.87</td> <td>11.09</td> <td>31.78</td> <td>306</td> <td>19 PEAK</td> </tr> </tbody> </table>	Limit	Margin	Read	Ant	Cable	Preamp	APos	TPos	Remark	Freq	Level	Line	(dB)	Level	Factor	Loss	Factor		MHz	dBuV/m	dBuV/m		dBuV	dB/m	dB	dB	cm	deg	1	5149.13	66.00	74.00	-8.00	51.82	34.87	11.09	31.78	306	19 PEAK	<table border="1"> <thead> <tr> <th>Limit</th> <th>Margin</th> <th>Read</th> <th>Ant</th> <th>Cable</th> <th>Preamp</th> <th>APos</th> <th>TPos</th> <th>Remark</th> </tr> <tr> <th>Freq</th> <th>Level</th> <th>Line</th> <th>(dB)</th> <th>Level</th> <th>Factor</th> <th>Loss</th> <th>Factor</th> <th></th> </tr> <tr> <th>MHz</th> <th>dBuV/m</th> <th>dBuV/m</th> <th></th> <th>dBuV</th> <th>dB/m</th> <th>dB</th> <th>dB</th> <th>cm</th> <th>deg</th> </tr> </thead> <tbody> <tr> <td>1</td> <td>5180.00</td> <td>105.78</td> <td>74.00</td> <td>31.78</td> <td>91.65</td> <td>34.87</td> <td>11.07</td> <td>31.81</td> <td>306</td> <td>19 PEAK</td> </tr> </tbody> </table>	Limit	Margin	Read	Ant	Cable	Preamp	APos	TPos	Remark	Freq	Level	Line	(dB)	Level	Factor	Loss	Factor		MHz	dBuV/m	dBuV/m		dBuV	dB/m	dB	dB	cm	deg	1	5180.00	105.78	74.00	31.78	91.65	34.87	11.07	31.81	306	19 PEAK
	Limit	Margin	Read	Ant	Cable	Preamp	APos	TPos	Remark																																																																							
Freq	Level	Line	(dB)	Level	Factor	Loss	Factor																																																																									
MHz	dBuV/m	dBuV/m		dBuV	dB/m	dB	dB	cm	deg																																																																							
1	5149.13	66.00	74.00	-8.00	51.82	34.87	11.09	31.78	306	19 PEAK																																																																						
Limit	Margin	Read	Ant	Cable	Preamp	APos	TPos	Remark																																																																								
Freq	Level	Line	(dB)	Level	Factor	Loss	Factor																																																																									
MHz	dBuV/m	dBuV/m		dBuV	dB/m	dB	dB	cm	deg																																																																							
1	5180.00	105.78	74.00	31.78	91.65	34.87	11.07	31.81	306	19 PEAK																																																																						
Avg	<table border="1"> <thead> <tr> <th>Limit</th> <th>Margin</th> <th>Read</th> <th>Ant</th> <th>Cable</th> <th>Preamp</th> <th>APos</th> <th>TPos</th> <th>Remark</th> </tr> <tr> <th>Freq</th> <th>Level</th> <th>Line</th> <th>(dB)</th> <th>Level</th> <th>Factor</th> <th>Loss</th> <th>Factor</th> <th></th> </tr> <tr> <th>MHz</th> <th>dBuV/m</th> <th>dBuV/m</th> <th></th> <th>dBuV</th> <th>dB/m</th> <th>dB</th> <th>dB</th> <th>cm</th> <th>deg</th> </tr> </thead> <tbody> <tr> <td>1</td> <td>5149.74</td> <td>49.87</td> <td>54.00</td> <td>-4.13</td> <td>35.69</td> <td>34.87</td> <td>11.09</td> <td>31.78</td> <td>306</td> <td>19 AVERAGE</td> </tr> </tbody> </table>	Limit	Margin	Read	Ant	Cable	Preamp	APos	TPos	Remark	Freq	Level	Line	(dB)	Level	Factor	Loss	Factor		MHz	dBuV/m	dBuV/m		dBuV	dB/m	dB	dB	cm	deg	1	5149.74	49.87	54.00	-4.13	35.69	34.87	11.09	31.78	306	19 AVERAGE	<table border="1"> <thead> <tr> <th>Limit</th> <th>Margin</th> <th>Read</th> <th>Ant</th> <th>Cable</th> <th>Preamp</th> <th>APos</th> <th>TPos</th> <th>Remark</th> </tr> <tr> <th>Freq</th> <th>Level</th> <th>Line</th> <th>(dB)</th> <th>Level</th> <th>Factor</th> <th>Loss</th> <th>Factor</th> <th></th> </tr> <tr> <th>MHz</th> <th>dBuV/m</th> <th>dBuV/m</th> <th></th> <th>dBuV</th> <th>dB/m</th> <th>dB</th> <th>dB</th> <th>cm</th> <th>deg</th> </tr> </thead> <tbody> <tr> <td>1</td> <td>5180.00</td> <td>98.20</td> <td>54.00</td> <td>44.20</td> <td>84.09</td> <td>34.86</td> <td>11.07</td> <td>31.82</td> <td>306</td> <td>19 AVERAGE</td> </tr> </tbody> </table>	Limit	Margin	Read	Ant	Cable	Preamp	APos	TPos	Remark	Freq	Level	Line	(dB)	Level	Factor	Loss	Factor		MHz	dBuV/m	dBuV/m		dBuV	dB/m	dB	dB	cm	deg	1	5180.00	98.20	54.00	44.20	84.09	34.86	11.07	31.82	306	19 AVERAGE
Limit	Margin	Read	Ant	Cable	Preamp	APos	TPos	Remark																																																																								
Freq	Level	Line	(dB)	Level	Factor	Loss	Factor																																																																									
MHz	dBuV/m	dBuV/m		dBuV	dB/m	dB	dB	cm	deg																																																																							
1	5149.74	49.87	54.00	-4.13	35.69	34.87	11.09	31.78	306	19 AVERAGE																																																																						
Limit	Margin	Read	Ant	Cable	Preamp	APos	TPos	Remark																																																																								
Freq	Level	Line	(dB)	Level	Factor	Loss	Factor																																																																									
MHz	dBuV/m	dBuV/m		dBuV	dB/m	dB	dB	cm	deg																																																																							
1	5180.00	98.20	54.00	44.20	84.09	34.86	11.07	31.82	306	19 AVERAGE																																																																						



Mode	1																																																																															
	Band Edge																																																																															
	U-NII-1_5.15-5.25_802.11a_CH36_5180MHz																																																																															
ANT	5																																																																															
Pol.	Vertical	Fundamental																																																																														
Peak	<table border="1"> <thead> <tr> <th>Limit</th> <th>Margin</th> <th>Read</th> <th>Ant</th> <th>Cable</th> <th>Preamp</th> <th>APos</th> <th>TPos</th> <th>Remark</th> </tr> <tr> <th>Freq</th> <th>Level</th> <th>Line</th> <th>(dB)</th> <th>Level</th> <th>Factor</th> <th>Loss</th> <th>Factor</th> <th></th> </tr> <tr> <th>MHz</th> <th>dBuV/m</th> <th>dBuV/m</th> <th>dB</th> <th>dBuV</th> <th>dB/m</th> <th>dB</th> <th>dB</th> <th>cm</th> <th>deg</th> </tr> </thead> <tbody> <tr> <td>1</td> <td>5148.77</td> <td>62.66</td> <td>74.00</td> <td>-11.34</td> <td>48.48</td> <td>34.87</td> <td>11.09</td> <td>31.78</td> <td>242</td> <td>73 PEAK</td> </tr> </tbody> </table>	Limit	Margin	Read	Ant	Cable	Preamp	APos	TPos	Remark	Freq	Level	Line	(dB)	Level	Factor	Loss	Factor		MHz	dBuV/m	dBuV/m	dB	dBuV	dB/m	dB	dB	cm	deg	1	5148.77	62.66	74.00	-11.34	48.48	34.87	11.09	31.78	242	73 PEAK	<table border="1"> <thead> <tr> <th>Limit</th> <th>Margin</th> <th>Read</th> <th>Ant</th> <th>Cable</th> <th>Preamp</th> <th>APos</th> <th>TPos</th> <th>Remark</th> </tr> <tr> <th>Freq</th> <th>Level</th> <th>Line</th> <th>(dB)</th> <th>Level</th> <th>Factor</th> <th>Loss</th> <th>Factor</th> <th></th> </tr> <tr> <th>MHz</th> <th>dBuV/m</th> <th>dBuV/m</th> <th>dB</th> <th>dBuV</th> <th>dB/m</th> <th>dB</th> <th>dB</th> <th>cm</th> <th>deg</th> </tr> </thead> <tbody> <tr> <td>1</td> <td>5180.00</td> <td>104.22</td> <td>-----</td> <td>-----</td> <td>90.11</td> <td>34.86</td> <td>11.07</td> <td>31.82</td> <td>242</td> <td>73 PEAK</td> </tr> </tbody> </table>	Limit	Margin	Read	Ant	Cable	Preamp	APos	TPos	Remark	Freq	Level	Line	(dB)	Level	Factor	Loss	Factor		MHz	dBuV/m	dBuV/m	dB	dBuV	dB/m	dB	dB	cm	deg	1	5180.00	104.22	-----	-----	90.11	34.86	11.07	31.82	242	73 PEAK
	Limit	Margin	Read	Ant	Cable	Preamp	APos	TPos	Remark																																																																							
Freq	Level	Line	(dB)	Level	Factor	Loss	Factor																																																																									
MHz	dBuV/m	dBuV/m	dB	dBuV	dB/m	dB	dB	cm	deg																																																																							
1	5148.77	62.66	74.00	-11.34	48.48	34.87	11.09	31.78	242	73 PEAK																																																																						
Limit	Margin	Read	Ant	Cable	Preamp	APos	TPos	Remark																																																																								
Freq	Level	Line	(dB)	Level	Factor	Loss	Factor																																																																									
MHz	dBuV/m	dBuV/m	dB	dBuV	dB/m	dB	dB	cm	deg																																																																							
1	5180.00	104.22	-----	-----	90.11	34.86	11.07	31.82	242	73 PEAK																																																																						
Avg	<table border="1"> <thead> <tr> <th>Limit</th> <th>Margin</th> <th>Read</th> <th>Ant</th> <th>Cable</th> <th>Preamp</th> <th>APos</th> <th>TPos</th> <th>Remark</th> </tr> <tr> <th>Freq</th> <th>Level</th> <th>Line</th> <th>(dB)</th> <th>Level</th> <th>Factor</th> <th>Loss</th> <th>Factor</th> <th></th> </tr> <tr> <th>MHz</th> <th>dBuV/m</th> <th>dBuV/m</th> <th>dB</th> <th>dBuV</th> <th>dB/m</th> <th>dB</th> <th>dB</th> <th>cm</th> <th>deg</th> </tr> </thead> <tbody> <tr> <td>1</td> <td>5149.85</td> <td>50.18</td> <td>54.00</td> <td>-3.82</td> <td>36.00</td> <td>34.87</td> <td>11.09</td> <td>31.78</td> <td>242</td> <td>73 AVERAGE</td> </tr> </tbody> </table>	Limit	Margin	Read	Ant	Cable	Preamp	APos	TPos	Remark	Freq	Level	Line	(dB)	Level	Factor	Loss	Factor		MHz	dBuV/m	dBuV/m	dB	dBuV	dB/m	dB	dB	cm	deg	1	5149.85	50.18	54.00	-3.82	36.00	34.87	11.09	31.78	242	73 AVERAGE	<table border="1"> <thead> <tr> <th>Limit</th> <th>Margin</th> <th>Read</th> <th>Ant</th> <th>Cable</th> <th>Preamp</th> <th>APos</th> <th>TPos</th> <th>Remark</th> </tr> <tr> <th>Freq</th> <th>Level</th> <th>Line</th> <th>(dB)</th> <th>Level</th> <th>Factor</th> <th>Loss</th> <th>Factor</th> <th></th> </tr> <tr> <th>MHz</th> <th>dBuV/m</th> <th>dBuV/m</th> <th>dB</th> <th>dBuV</th> <th>dB/m</th> <th>dB</th> <th>dB</th> <th>cm</th> <th>deg</th> </tr> </thead> <tbody> <tr> <td>1</td> <td>5180.00</td> <td>97.89</td> <td>-----</td> <td>-----</td> <td>83.78</td> <td>34.86</td> <td>11.07</td> <td>31.82</td> <td>242</td> <td>73 AVERAGE</td> </tr> </tbody> </table>	Limit	Margin	Read	Ant	Cable	Preamp	APos	TPos	Remark	Freq	Level	Line	(dB)	Level	Factor	Loss	Factor		MHz	dBuV/m	dBuV/m	dB	dBuV	dB/m	dB	dB	cm	deg	1	5180.00	97.89	-----	-----	83.78	34.86	11.07	31.82	242	73 AVERAGE
Limit	Margin	Read	Ant	Cable	Preamp	APos	TPos	Remark																																																																								
Freq	Level	Line	(dB)	Level	Factor	Loss	Factor																																																																									
MHz	dBuV/m	dBuV/m	dB	dBuV	dB/m	dB	dB	cm	deg																																																																							
1	5149.85	50.18	54.00	-3.82	36.00	34.87	11.09	31.78	242	73 AVERAGE																																																																						
Limit	Margin	Read	Ant	Cable	Preamp	APos	TPos	Remark																																																																								
Freq	Level	Line	(dB)	Level	Factor	Loss	Factor																																																																									
MHz	dBuV/m	dBuV/m	dB	dBuV	dB/m	dB	dB	cm	deg																																																																							
1	5180.00	97.89	-----	-----	83.78	34.86	11.07	31.82	242	73 AVERAGE																																																																						



Mode	1																																																																																																
	Harmonic																																																																																																
	U-NII-1_5.15-5.25_802.11a_CH36_5180MHz																																																																																																
ANT	5																																																																																																
Pol.	Horizontal	Vertical																																																																																															
Peak Avg	<p>Date: 2024-09-17</p>	<p>Date: 2024-09-17</p>																																																																																															
	<table border="1"> <thead> <tr> <th>Limit</th> <th>Read</th> <th>Ant</th> <th>Cable</th> <th>Preamp</th> <th>APos</th> <th>TPos</th> <th>Remark</th> </tr> <tr> <th>Freq</th> <th>Level</th> <th>Line</th> <th>Margin</th> <th>Level</th> <th>Factor</th> <th>Loss</th> <th>Factor</th> </tr> <tr> <th>MHz</th> <th>dBuV/m</th> <th>dBuV/m</th> <th>dB</th> <th>dBuV</th> <th>dB/m</th> <th>dB</th> <th>dB</th> </tr> </thead> <tbody> <tr> <td>1</td> <td>10360.00</td> <td>48.84</td> <td>68.30</td> <td>-19.46</td> <td>46.02</td> <td>39.44</td> <td>14.15</td> <td>50.77</td> <td>---</td> <td>---</td> <td>Peak</td> </tr> <tr> <td>2</td> <td>15540.00</td> <td>48.75</td> <td>74.00</td> <td>-25.25</td> <td>41.51</td> <td>41.82</td> <td>16.85</td> <td>51.43</td> <td>---</td> <td>---</td> <td>Peak</td> </tr> </tbody> </table>	Limit	Read	Ant	Cable	Preamp	APos	TPos	Remark	Freq	Level	Line	Margin	Level	Factor	Loss	Factor	MHz	dBuV/m	dBuV/m	dB	dBuV	dB/m	dB	dB	1	10360.00	48.84	68.30	-19.46	46.02	39.44	14.15	50.77	---	---	Peak	2	15540.00	48.75	74.00	-25.25	41.51	41.82	16.85	51.43	---	---	Peak	<table border="1"> <thead> <tr> <th>Limit</th> <th>Read</th> <th>Ant</th> <th>Cable</th> <th>Preamp</th> <th>APos</th> <th>TPos</th> <th>Remark</th> </tr> <tr> <th>Freq</th> <th>Level</th> <th>Line</th> <th>Margin</th> <th>Level</th> <th>Factor</th> <th>Loss</th> <th>Factor</th> </tr> <tr> <th>MHz</th> <th>dBuV/m</th> <th>dBuV/m</th> <th>dB</th> <th>dBuV</th> <th>dB/m</th> <th>dB</th> <th>dB</th> </tr> </thead> <tbody> <tr> <td>1</td> <td>10360.00</td> <td>49.65</td> <td>68.30</td> <td>-18.65</td> <td>46.83</td> <td>39.44</td> <td>14.15</td> <td>50.77</td> <td>---</td> <td>---</td> <td>Peak</td> </tr> <tr> <td>2</td> <td>15540.00</td> <td>47.34</td> <td>74.00</td> <td>-26.66</td> <td>40.10</td> <td>41.82</td> <td>16.85</td> <td>51.43</td> <td>---</td> <td>---</td> <td>Peak</td> </tr> </tbody> </table>	Limit	Read	Ant	Cable	Preamp	APos	TPos	Remark	Freq	Level	Line	Margin	Level	Factor	Loss	Factor	MHz	dBuV/m	dBuV/m	dB	dBuV	dB/m	dB	dB	1	10360.00	49.65	68.30	-18.65	46.83	39.44	14.15	50.77	---	---	Peak	2	15540.00	47.34	74.00	-26.66	40.10	41.82	16.85	51.43	---	---
Limit	Read	Ant	Cable	Preamp	APos	TPos	Remark																																																																																										
Freq	Level	Line	Margin	Level	Factor	Loss	Factor																																																																																										
MHz	dBuV/m	dBuV/m	dB	dBuV	dB/m	dB	dB																																																																																										
1	10360.00	48.84	68.30	-19.46	46.02	39.44	14.15	50.77	---	---	Peak																																																																																						
2	15540.00	48.75	74.00	-25.25	41.51	41.82	16.85	51.43	---	---	Peak																																																																																						
Limit	Read	Ant	Cable	Preamp	APos	TPos	Remark																																																																																										
Freq	Level	Line	Margin	Level	Factor	Loss	Factor																																																																																										
MHz	dBuV/m	dBuV/m	dB	dBuV	dB/m	dB	dB																																																																																										
1	10360.00	49.65	68.30	-18.65	46.83	39.44	14.15	50.77	---	---	Peak																																																																																						
2	15540.00	47.34	74.00	-26.66	40.10	41.82	16.85	51.43	---	---	Peak																																																																																						



Mode	2																																																																																														
	Harmonic																																																																																														
	U-NII-1_5.15-5.25_802.11a_CH44_5220MHz																																																																																														
ANT	5																																																																																														
Pol.	Horizontal	Vertical																																																																																													
Peak Avg																																																																																															
	<table border="1"> <thead> <tr> <th></th> <th>Limit</th> <th>Read</th> <th>Ant</th> <th>Cable</th> <th>Preamp</th> <th>Apos</th> <th>TPos</th> <th></th> </tr> <tr> <th>Freq</th> <th>Level</th> <th>Line</th> <th>Margin</th> <th>Level</th> <th>Factor</th> <th>Loss</th> <th>Factor</th> <th>Remark</th> </tr> <tr> <th>MHz</th> <th>dBuV/m</th> <th>dBuV/m</th> <th>dB</th> <th>dBuV</th> <th>dB/m</th> <th>dB</th> <th>dB</th> <th>cm</th> </tr> </thead> <tbody> <tr> <td>1</td> <td>10440.00</td> <td>49.55</td> <td>68.30</td> <td>-18.75</td> <td>46.66</td> <td>39.48</td> <td>14.20</td> <td>50.79</td> <td>--- --- Peak</td> </tr> <tr> <td>2</td> <td>15660.00</td> <td>47.63</td> <td>74.00</td> <td>-26.37</td> <td>40.32</td> <td>41.90</td> <td>16.94</td> <td>51.53</td> <td>--- --- Peak</td> </tr> </tbody> </table>		Limit	Read	Ant	Cable	Preamp	Apos	TPos		Freq	Level	Line	Margin	Level	Factor	Loss	Factor	Remark	MHz	dBuV/m	dBuV/m	dB	dBuV	dB/m	dB	dB	cm	1	10440.00	49.55	68.30	-18.75	46.66	39.48	14.20	50.79	--- --- Peak	2	15660.00	47.63	74.00	-26.37	40.32	41.90	16.94	51.53	--- --- Peak	<table border="1"> <thead> <tr> <th></th> <th>Limit</th> <th>Read</th> <th>Ant</th> <th>Cable</th> <th>Preamp</th> <th>Apos</th> <th>TPos</th> <th></th> </tr> <tr> <th>Freq</th> <th>Level</th> <th>Line</th> <th>Margin</th> <th>Level</th> <th>Factor</th> <th>Loss</th> <th>Factor</th> <th>Remark</th> </tr> <tr> <th>MHz</th> <th>dBuV/m</th> <th>dBuV/m</th> <th>dB</th> <th>dBuV</th> <th>dB/m</th> <th>dB</th> <th>dB</th> <th>cm</th> </tr> </thead> <tbody> <tr> <td>1</td> <td>10440.00</td> <td>48.24</td> <td>68.30</td> <td>-20.06</td> <td>45.35</td> <td>39.48</td> <td>14.20</td> <td>50.79</td> <td>--- --- Peak</td> </tr> <tr> <td>2</td> <td>15660.00</td> <td>48.22</td> <td>74.00</td> <td>-25.78</td> <td>40.91</td> <td>41.90</td> <td>16.94</td> <td>51.53</td> <td>--- --- Peak</td> </tr> </tbody> </table>		Limit	Read	Ant	Cable	Preamp	Apos	TPos		Freq	Level	Line	Margin	Level	Factor	Loss	Factor	Remark	MHz	dBuV/m	dBuV/m	dB	dBuV	dB/m	dB	dB	cm	1	10440.00	48.24	68.30	-20.06	45.35	39.48	14.20	50.79	--- --- Peak	2	15660.00	48.22	74.00	-25.78	40.91	41.90	16.94	51.53
	Limit	Read	Ant	Cable	Preamp	Apos	TPos																																																																																								
Freq	Level	Line	Margin	Level	Factor	Loss	Factor	Remark																																																																																							
MHz	dBuV/m	dBuV/m	dB	dBuV	dB/m	dB	dB	cm																																																																																							
1	10440.00	49.55	68.30	-18.75	46.66	39.48	14.20	50.79	--- --- Peak																																																																																						
2	15660.00	47.63	74.00	-26.37	40.32	41.90	16.94	51.53	--- --- Peak																																																																																						
	Limit	Read	Ant	Cable	Preamp	Apos	TPos																																																																																								
Freq	Level	Line	Margin	Level	Factor	Loss	Factor	Remark																																																																																							
MHz	dBuV/m	dBuV/m	dB	dBuV	dB/m	dB	dB	cm																																																																																							
1	10440.00	48.24	68.30	-20.06	45.35	39.48	14.20	50.79	--- --- Peak																																																																																						
2	15660.00	48.22	74.00	-25.78	40.91	41.90	16.94	51.53	--- --- Peak																																																																																						



Mode	3																																																																																																
	Harmonic																																																																																																
	U-NII-1_5.15-5.25_802.11a_CH48_5240MHz																																																																																																
ANT	5																																																																																																
Pol.	Horizontal	Vertical																																																																																															
Peak Avg	<p>Date: 2024-09-17</p>	<p>Date: 2024-09-17</p>																																																																																															
	<table border="1"> <thead> <tr> <th>Limit</th> <th>Read</th> <th>Ant</th> <th>Cable</th> <th>Preamp</th> <th>APos</th> <th>TPos</th> <th></th> </tr> <tr> <th>Freq</th> <th>Level</th> <th>Line</th> <th>Margin</th> <th>Level</th> <th>Factor</th> <th>Loss</th> <th>Factor</th> </tr> <tr> <th>MHz</th> <th>dBuV/m</th> <th>dBuV/m</th> <th>dB</th> <th>dBuV</th> <th>dB/m</th> <th>dB</th> <th>dB</th> </tr> </thead> <tbody> <tr> <td>1</td> <td>10480.00</td> <td>48.70</td> <td>68.30</td> <td>-19.60</td> <td>45.78</td> <td>39.49</td> <td>14.23</td> <td>50.80</td> <td>---</td> <td>---</td> <td>Peak</td> </tr> <tr> <td>2</td> <td>15720.00</td> <td>47.06</td> <td>74.00</td> <td>-26.94</td> <td>39.72</td> <td>41.93</td> <td>16.99</td> <td>51.58</td> <td>---</td> <td>---</td> <td>Peak</td> </tr> </tbody> </table>	Limit	Read	Ant	Cable	Preamp	APos	TPos		Freq	Level	Line	Margin	Level	Factor	Loss	Factor	MHz	dBuV/m	dBuV/m	dB	dBuV	dB/m	dB	dB	1	10480.00	48.70	68.30	-19.60	45.78	39.49	14.23	50.80	---	---	Peak	2	15720.00	47.06	74.00	-26.94	39.72	41.93	16.99	51.58	---	---	Peak	<table border="1"> <thead> <tr> <th>Limit</th> <th>Read</th> <th>Ant</th> <th>Cable</th> <th>Preamp</th> <th>APos</th> <th>TPos</th> <th></th> </tr> <tr> <th>Freq</th> <th>Level</th> <th>Line</th> <th>Margin</th> <th>Level</th> <th>Factor</th> <th>Loss</th> <th>Factor</th> </tr> <tr> <th>MHz</th> <th>dBuV/m</th> <th>dBuV/m</th> <th>dB</th> <th>dBuV</th> <th>dB/m</th> <th>dB</th> <th>dB</th> </tr> </thead> <tbody> <tr> <td>1</td> <td>10480.00</td> <td>48.56</td> <td>68.30</td> <td>-19.74</td> <td>45.64</td> <td>39.49</td> <td>14.23</td> <td>50.80</td> <td>---</td> <td>---</td> <td>Peak</td> </tr> <tr> <td>2</td> <td>15720.00</td> <td>48.07</td> <td>74.00</td> <td>-25.93</td> <td>40.73</td> <td>41.93</td> <td>16.99</td> <td>51.58</td> <td>---</td> <td>---</td> <td>Peak</td> </tr> </tbody> </table>	Limit	Read	Ant	Cable	Preamp	APos	TPos		Freq	Level	Line	Margin	Level	Factor	Loss	Factor	MHz	dBuV/m	dBuV/m	dB	dBuV	dB/m	dB	dB	1	10480.00	48.56	68.30	-19.74	45.64	39.49	14.23	50.80	---	---	Peak	2	15720.00	48.07	74.00	-25.93	40.73	41.93	16.99	51.58	---	---
Limit	Read	Ant	Cable	Preamp	APos	TPos																																																																																											
Freq	Level	Line	Margin	Level	Factor	Loss	Factor																																																																																										
MHz	dBuV/m	dBuV/m	dB	dBuV	dB/m	dB	dB																																																																																										
1	10480.00	48.70	68.30	-19.60	45.78	39.49	14.23	50.80	---	---	Peak																																																																																						
2	15720.00	47.06	74.00	-26.94	39.72	41.93	16.99	51.58	---	---	Peak																																																																																						
Limit	Read	Ant	Cable	Preamp	APos	TPos																																																																																											
Freq	Level	Line	Margin	Level	Factor	Loss	Factor																																																																																										
MHz	dBuV/m	dBuV/m	dB	dBuV	dB/m	dB	dB																																																																																										
1	10480.00	48.56	68.30	-19.74	45.64	39.49	14.23	50.80	---	---	Peak																																																																																						
2	15720.00	48.07	74.00	-25.93	40.73	41.93	16.99	51.58	---	---	Peak																																																																																						



Mode	4																																																																																																
	Harmonic																																																																																																
	U-NII-2A_5.25-5.35_802.11a_CH52_5280MHz																																																																																																
ANT	5																																																																																																
Pol.	Horizontal	Vertical																																																																																															
Peak Avg	<p>Date: 2024-09-17</p>	<p>Date: 2024-09-17</p>																																																																																															
	<table border="1"> <thead> <tr> <th>Limit</th> <th>Read</th> <th>Ant</th> <th>Cable</th> <th>Preamp</th> <th>Apos</th> <th>TPos</th> <th>Remark</th> </tr> <tr> <th>Freq</th> <th>Level</th> <th>Line</th> <th>Margin</th> <th>Level</th> <th>Factor</th> <th>Loss</th> <th>Factor</th> </tr> <tr> <th>MHz</th> <th>dBuV/m</th> <th>dBuV/m</th> <th>dB</th> <th>dBuV</th> <th>dB/m</th> <th>dB</th> <th>dB</th> </tr> </thead> <tbody> <tr> <td>1</td> <td>10520.00</td> <td>48.75</td> <td>68.30</td> <td>-19.55</td> <td>45.80</td> <td>39.50</td> <td>14.25</td> <td>50.80</td> <td>---</td> <td>---</td> <td>Peak</td> </tr> <tr> <td>2</td> <td>15780.00</td> <td>47.97</td> <td>74.00</td> <td>-26.03</td> <td>40.59</td> <td>41.97</td> <td>17.04</td> <td>51.63</td> <td>---</td> <td>---</td> <td>Peak</td> </tr> </tbody> </table>	Limit	Read	Ant	Cable	Preamp	Apos	TPos	Remark	Freq	Level	Line	Margin	Level	Factor	Loss	Factor	MHz	dBuV/m	dBuV/m	dB	dBuV	dB/m	dB	dB	1	10520.00	48.75	68.30	-19.55	45.80	39.50	14.25	50.80	---	---	Peak	2	15780.00	47.97	74.00	-26.03	40.59	41.97	17.04	51.63	---	---	Peak	<table border="1"> <thead> <tr> <th>Limit</th> <th>Read</th> <th>Ant</th> <th>Cable</th> <th>Preamp</th> <th>Apos</th> <th>TPos</th> <th>Remark</th> </tr> <tr> <th>Freq</th> <th>Level</th> <th>Line</th> <th>Margin</th> <th>Level</th> <th>Factor</th> <th>Loss</th> <th>Factor</th> </tr> <tr> <th>MHz</th> <th>dBuV/m</th> <th>dBuV/m</th> <th>dB</th> <th>dBuV</th> <th>dB/m</th> <th>dB</th> <th>dB</th> </tr> </thead> <tbody> <tr> <td>1</td> <td>10520.00</td> <td>48.03</td> <td>68.30</td> <td>-20.27</td> <td>45.08</td> <td>39.50</td> <td>14.25</td> <td>50.80</td> <td>---</td> <td>---</td> <td>Peak</td> </tr> <tr> <td>2</td> <td>15780.00</td> <td>47.97</td> <td>74.00</td> <td>-26.03</td> <td>40.59</td> <td>41.97</td> <td>17.04</td> <td>51.63</td> <td>---</td> <td>---</td> <td>Peak</td> </tr> </tbody> </table>	Limit	Read	Ant	Cable	Preamp	Apos	TPos	Remark	Freq	Level	Line	Margin	Level	Factor	Loss	Factor	MHz	dBuV/m	dBuV/m	dB	dBuV	dB/m	dB	dB	1	10520.00	48.03	68.30	-20.27	45.08	39.50	14.25	50.80	---	---	Peak	2	15780.00	47.97	74.00	-26.03	40.59	41.97	17.04	51.63	---	---
Limit	Read	Ant	Cable	Preamp	Apos	TPos	Remark																																																																																										
Freq	Level	Line	Margin	Level	Factor	Loss	Factor																																																																																										
MHz	dBuV/m	dBuV/m	dB	dBuV	dB/m	dB	dB																																																																																										
1	10520.00	48.75	68.30	-19.55	45.80	39.50	14.25	50.80	---	---	Peak																																																																																						
2	15780.00	47.97	74.00	-26.03	40.59	41.97	17.04	51.63	---	---	Peak																																																																																						
Limit	Read	Ant	Cable	Preamp	Apos	TPos	Remark																																																																																										
Freq	Level	Line	Margin	Level	Factor	Loss	Factor																																																																																										
MHz	dBuV/m	dBuV/m	dB	dBuV	dB/m	dB	dB																																																																																										
1	10520.00	48.03	68.30	-20.27	45.08	39.50	14.25	50.80	---	---	Peak																																																																																						
2	15780.00	47.97	74.00	-26.03	40.59	41.97	17.04	51.63	---	---	Peak																																																																																						



Mode	5																																																																																																
	Harmonic																																																																																																
	U-NII-2A_5.25-5.35_802.11a_CH60_5300MHz																																																																																																
ANT	5																																																																																																
Pol.	Horizontal	Vertical																																																																																															
Peak Avg																																																																																																	
	<table border="1"> <thead> <tr> <th>Limit</th> <th>Read</th> <th>Ant</th> <th>Cable</th> <th>Preamp</th> <th>Apos</th> <th>TPos</th> <th>Remark</th> </tr> <tr> <th>Freq</th> <th>Level</th> <th>Line</th> <th>Margin</th> <th>Level</th> <th>Factor</th> <th>Loss</th> <th>Factor</th> </tr> <tr> <th>MHz</th> <th>dBuV/m</th> <th>dBuV/m</th> <th>dB</th> <th>dBuV</th> <th>dB/m</th> <th>dB</th> <th>dB</th> </tr> </thead> <tbody> <tr> <td>1</td> <td>10600.00</td> <td>47.80</td> <td>74.00</td> <td>-26.20</td> <td>44.82</td> <td>39.48</td> <td>14.30</td> <td>50.80</td> <td>---</td> <td>---</td> <td>Peak</td> </tr> <tr> <td>2</td> <td>15900.00</td> <td>47.65</td> <td>74.00</td> <td>-26.35</td> <td>40.19</td> <td>42.04</td> <td>17.14</td> <td>51.72</td> <td>---</td> <td>---</td> <td>Peak</td> </tr> </tbody> </table>	Limit	Read	Ant	Cable	Preamp	Apos	TPos	Remark	Freq	Level	Line	Margin	Level	Factor	Loss	Factor	MHz	dBuV/m	dBuV/m	dB	dBuV	dB/m	dB	dB	1	10600.00	47.80	74.00	-26.20	44.82	39.48	14.30	50.80	---	---	Peak	2	15900.00	47.65	74.00	-26.35	40.19	42.04	17.14	51.72	---	---	Peak	<table border="1"> <thead> <tr> <th>Limit</th> <th>Read</th> <th>Ant</th> <th>Cable</th> <th>Preamp</th> <th>Apos</th> <th>TPos</th> <th>Remark</th> </tr> <tr> <th>Freq</th> <th>Level</th> <th>Line</th> <th>Margin</th> <th>Level</th> <th>Factor</th> <th>Loss</th> <th>Factor</th> </tr> <tr> <th>MHz</th> <th>dBuV/m</th> <th>dBuV/m</th> <th>dB</th> <th>dBuV</th> <th>dB/m</th> <th>dB</th> <th>dB</th> </tr> </thead> <tbody> <tr> <td>1</td> <td>10600.00</td> <td>48.53</td> <td>74.00</td> <td>-25.47</td> <td>45.55</td> <td>39.48</td> <td>14.30</td> <td>50.80</td> <td>---</td> <td>---</td> <td>Peak</td> </tr> <tr> <td>2</td> <td>15900.00</td> <td>47.76</td> <td>74.00</td> <td>-26.24</td> <td>40.30</td> <td>42.04</td> <td>17.14</td> <td>51.72</td> <td>---</td> <td>---</td> <td>Peak</td> </tr> </tbody> </table>	Limit	Read	Ant	Cable	Preamp	Apos	TPos	Remark	Freq	Level	Line	Margin	Level	Factor	Loss	Factor	MHz	dBuV/m	dBuV/m	dB	dBuV	dB/m	dB	dB	1	10600.00	48.53	74.00	-25.47	45.55	39.48	14.30	50.80	---	---	Peak	2	15900.00	47.76	74.00	-26.24	40.30	42.04	17.14	51.72	---	---
Limit	Read	Ant	Cable	Preamp	Apos	TPos	Remark																																																																																										
Freq	Level	Line	Margin	Level	Factor	Loss	Factor																																																																																										
MHz	dBuV/m	dBuV/m	dB	dBuV	dB/m	dB	dB																																																																																										
1	10600.00	47.80	74.00	-26.20	44.82	39.48	14.30	50.80	---	---	Peak																																																																																						
2	15900.00	47.65	74.00	-26.35	40.19	42.04	17.14	51.72	---	---	Peak																																																																																						
Limit	Read	Ant	Cable	Preamp	Apos	TPos	Remark																																																																																										
Freq	Level	Line	Margin	Level	Factor	Loss	Factor																																																																																										
MHz	dBuV/m	dBuV/m	dB	dBuV	dB/m	dB	dB																																																																																										
1	10600.00	48.53	74.00	-25.47	45.55	39.48	14.30	50.80	---	---	Peak																																																																																						
2	15900.00	47.76	74.00	-26.24	40.30	42.04	17.14	51.72	---	---	Peak																																																																																						



Mode	6																																																																															
	Band Edge																																																																															
	U-NII-2A_5.25-5.35_802.11a_CH64_5320MHz																																																																															
ANT	5																																																																															
Pol.	Horizontal	Fundamental																																																																														
Peak	<table border="1"> <thead> <tr> <th>Limit</th> <th>Margin</th> <th>Read</th> <th>Ant</th> <th>Cable</th> <th>Preamp</th> <th>APos</th> <th>TPos</th> <th>Remark</th> </tr> <tr> <th>Freq</th> <th>Level</th> <th>Line</th> <th>(dB)</th> <th>Level</th> <th>Factor</th> <th>Loss Factor</th> <th></th> <th></th> </tr> <tr> <th>MHz</th> <th>dBuV/m</th> <th>dBuV/m</th> <th>dB</th> <th>dBuV</th> <th>dB/m</th> <th>dB</th> <th>dB</th> <th>cm</th> <th>deg</th> </tr> </thead> <tbody> <tr> <td>1</td> <td>5353.67</td> <td>61.53</td> <td>74.00</td> <td>-12.47</td> <td>47.79</td> <td>34.83</td> <td>10.94</td> <td>32.03</td> <td>243</td> <td>14 PEAK</td> </tr> </tbody> </table>	Limit	Margin	Read	Ant	Cable	Preamp	APos	TPos	Remark	Freq	Level	Line	(dB)	Level	Factor	Loss Factor			MHz	dBuV/m	dBuV/m	dB	dBuV	dB/m	dB	dB	cm	deg	1	5353.67	61.53	74.00	-12.47	47.79	34.83	10.94	32.03	243	14 PEAK	<table border="1"> <thead> <tr> <th>Limit</th> <th>Margin</th> <th>Read</th> <th>Ant</th> <th>Cable</th> <th>Preamp</th> <th>APos</th> <th>TPos</th> <th>Remark</th> </tr> <tr> <th>Freq</th> <th>Level</th> <th>Line</th> <th>(dB)</th> <th>Level</th> <th>Factor</th> <th>Loss Factor</th> <th></th> <th></th> </tr> <tr> <th>MHz</th> <th>dBuV/m</th> <th>dBuV/m</th> <th>dB</th> <th>dBuV</th> <th>dB/m</th> <th>dB</th> <th>dB</th> <th>cm</th> <th>deg</th> </tr> </thead> <tbody> <tr> <td>1</td> <td>5320.00</td> <td>104.47</td> <td>-----</td> <td>-----</td> <td>90.65</td> <td>34.84</td> <td>10.97</td> <td>31.99</td> <td>243</td> <td>14 PEAK</td> </tr> </tbody> </table>	Limit	Margin	Read	Ant	Cable	Preamp	APos	TPos	Remark	Freq	Level	Line	(dB)	Level	Factor	Loss Factor			MHz	dBuV/m	dBuV/m	dB	dBuV	dB/m	dB	dB	cm	deg	1	5320.00	104.47	-----	-----	90.65	34.84	10.97	31.99	243	14 PEAK
	Limit	Margin	Read	Ant	Cable	Preamp	APos	TPos	Remark																																																																							
Freq	Level	Line	(dB)	Level	Factor	Loss Factor																																																																										
MHz	dBuV/m	dBuV/m	dB	dBuV	dB/m	dB	dB	cm	deg																																																																							
1	5353.67	61.53	74.00	-12.47	47.79	34.83	10.94	32.03	243	14 PEAK																																																																						
Limit	Margin	Read	Ant	Cable	Preamp	APos	TPos	Remark																																																																								
Freq	Level	Line	(dB)	Level	Factor	Loss Factor																																																																										
MHz	dBuV/m	dBuV/m	dB	dBuV	dB/m	dB	dB	cm	deg																																																																							
1	5320.00	104.47	-----	-----	90.65	34.84	10.97	31.99	243	14 PEAK																																																																						
Avg	<table border="1"> <thead> <tr> <th>Limit</th> <th>Margin</th> <th>Read</th> <th>Ant</th> <th>Cable</th> <th>Preamp</th> <th>APos</th> <th>TPos</th> <th>Remark</th> </tr> <tr> <th>Freq</th> <th>Level</th> <th>Line</th> <th>(dB)</th> <th>Level</th> <th>Factor</th> <th>Loss Factor</th> <th></th> <th></th> </tr> <tr> <th>MHz</th> <th>dBuV/m</th> <th>dBuV/m</th> <th>dB</th> <th>dBuV</th> <th>dB/m</th> <th>dB</th> <th>dB</th> <th>cm</th> <th>deg</th> </tr> </thead> <tbody> <tr> <td>1</td> <td>5350.46</td> <td>47.52</td> <td>54.00</td> <td>-6.48</td> <td>33.78</td> <td>34.83</td> <td>10.94</td> <td>32.03</td> <td>243</td> <td>14 AVERAGE</td> </tr> </tbody> </table>	Limit	Margin	Read	Ant	Cable	Preamp	APos	TPos	Remark	Freq	Level	Line	(dB)	Level	Factor	Loss Factor			MHz	dBuV/m	dBuV/m	dB	dBuV	dB/m	dB	dB	cm	deg	1	5350.46	47.52	54.00	-6.48	33.78	34.83	10.94	32.03	243	14 AVERAGE	<table border="1"> <thead> <tr> <th>Limit</th> <th>Margin</th> <th>Read</th> <th>Ant</th> <th>Cable</th> <th>Preamp</th> <th>APos</th> <th>TPos</th> <th>Remark</th> </tr> <tr> <th>Freq</th> <th>Level</th> <th>Line</th> <th>(dB)</th> <th>Level</th> <th>Factor</th> <th>Loss Factor</th> <th></th> <th></th> </tr> <tr> <th>MHz</th> <th>dBuV/m</th> <th>dBuV/m</th> <th>dB</th> <th>dBuV</th> <th>dB/m</th> <th>dB</th> <th>dB</th> <th>cm</th> <th>deg</th> </tr> </thead> <tbody> <tr> <td>1</td> <td>5320.00</td> <td>97.80</td> <td>-----</td> <td>-----</td> <td>83.98</td> <td>34.84</td> <td>10.97</td> <td>31.99</td> <td>243</td> <td>14 AVERAGE</td> </tr> </tbody> </table>	Limit	Margin	Read	Ant	Cable	Preamp	APos	TPos	Remark	Freq	Level	Line	(dB)	Level	Factor	Loss Factor			MHz	dBuV/m	dBuV/m	dB	dBuV	dB/m	dB	dB	cm	deg	1	5320.00	97.80	-----	-----	83.98	34.84	10.97	31.99	243	14 AVERAGE
Limit	Margin	Read	Ant	Cable	Preamp	APos	TPos	Remark																																																																								
Freq	Level	Line	(dB)	Level	Factor	Loss Factor																																																																										
MHz	dBuV/m	dBuV/m	dB	dBuV	dB/m	dB	dB	cm	deg																																																																							
1	5350.46	47.52	54.00	-6.48	33.78	34.83	10.94	32.03	243	14 AVERAGE																																																																						
Limit	Margin	Read	Ant	Cable	Preamp	APos	TPos	Remark																																																																								
Freq	Level	Line	(dB)	Level	Factor	Loss Factor																																																																										
MHz	dBuV/m	dBuV/m	dB	dBuV	dB/m	dB	dB	cm	deg																																																																							
1	5320.00	97.80	-----	-----	83.98	34.84	10.97	31.99	243	14 AVERAGE																																																																						



Mode	6																																																																															
	Band Edge																																																																															
	U-NII-2A_5.25-5.35_802.11a_CH64_5320MHz																																																																															
ANT	5																																																																															
Pol.	Vertical	Fundamental																																																																														
Peak	<table border="1"> <thead> <tr> <th>Limit</th> <th>Margin</th> <th>Read</th> <th>Ant</th> <th>Cable</th> <th>Preamp</th> <th>APos</th> <th>TPos</th> <th>Remark</th> </tr> <tr> <th>Freq</th> <th>Level</th> <th>Line</th> <th>(dB)</th> <th>Level</th> <th>Factor</th> <th>Loss</th> <th>Factor</th> <th></th> </tr> <tr> <th>MHz</th> <th>dBuV/m</th> <th>dBuV/m</th> <th>dB</th> <th>dBuV</th> <th>dB/m</th> <th>dB</th> <th>dB</th> <th>cm</th> <th>deg</th> </tr> </thead> <tbody> <tr> <td>1</td> <td>5350.46</td> <td>58.65</td> <td>74.00</td> <td>-15.35</td> <td>44.91</td> <td>34.83</td> <td>10.94</td> <td>32.03</td> <td>239</td> <td>70 PEAK</td> </tr> </tbody> </table>	Limit	Margin	Read	Ant	Cable	Preamp	APos	TPos	Remark	Freq	Level	Line	(dB)	Level	Factor	Loss	Factor		MHz	dBuV/m	dBuV/m	dB	dBuV	dB/m	dB	dB	cm	deg	1	5350.46	58.65	74.00	-15.35	44.91	34.83	10.94	32.03	239	70 PEAK	<table border="1"> <thead> <tr> <th>Limit</th> <th>Margin</th> <th>Read</th> <th>Ant</th> <th>Cable</th> <th>Preamp</th> <th>APos</th> <th>TPos</th> <th>Remark</th> </tr> <tr> <th>Freq</th> <th>Level</th> <th>Line</th> <th>(dB)</th> <th>Level</th> <th>Factor</th> <th>Loss</th> <th>Factor</th> <th></th> </tr> <tr> <th>MHz</th> <th>dBuV/m</th> <th>dBuV/m</th> <th>dB</th> <th>dBuV</th> <th>dB/m</th> <th>dB</th> <th>dB</th> <th>cm</th> <th>deg</th> </tr> </thead> <tbody> <tr> <td>1</td> <td>5320.00</td> <td>102.45</td> <td>-----</td> <td>-----</td> <td>88.63</td> <td>34.84</td> <td>10.97</td> <td>31.99</td> <td>239</td> <td>70 PEAK</td> </tr> </tbody> </table>	Limit	Margin	Read	Ant	Cable	Preamp	APos	TPos	Remark	Freq	Level	Line	(dB)	Level	Factor	Loss	Factor		MHz	dBuV/m	dBuV/m	dB	dBuV	dB/m	dB	dB	cm	deg	1	5320.00	102.45	-----	-----	88.63	34.84	10.97	31.99	239	70 PEAK
	Limit	Margin	Read	Ant	Cable	Preamp	APos	TPos	Remark																																																																							
Freq	Level	Line	(dB)	Level	Factor	Loss	Factor																																																																									
MHz	dBuV/m	dBuV/m	dB	dBuV	dB/m	dB	dB	cm	deg																																																																							
1	5350.46	58.65	74.00	-15.35	44.91	34.83	10.94	32.03	239	70 PEAK																																																																						
Limit	Margin	Read	Ant	Cable	Preamp	APos	TPos	Remark																																																																								
Freq	Level	Line	(dB)	Level	Factor	Loss	Factor																																																																									
MHz	dBuV/m	dBuV/m	dB	dBuV	dB/m	dB	dB	cm	deg																																																																							
1	5320.00	102.45	-----	-----	88.63	34.84	10.97	31.99	239	70 PEAK																																																																						
Avg	<table border="1"> <thead> <tr> <th>Limit</th> <th>Margin</th> <th>Read</th> <th>Ant</th> <th>Cable</th> <th>Preamp</th> <th>APos</th> <th>TPos</th> <th>Remark</th> </tr> <tr> <th>Freq</th> <th>Level</th> <th>Line</th> <th>(dB)</th> <th>Level</th> <th>Factor</th> <th>Loss</th> <th>Factor</th> <th></th> </tr> <tr> <th>MHz</th> <th>dBuV/m</th> <th>dBuV/m</th> <th>dB</th> <th>dBuV</th> <th>dB/m</th> <th>dB</th> <th>dB</th> <th>cm</th> <th>deg</th> </tr> </thead> <tbody> <tr> <td>1</td> <td>5351.01</td> <td>45.33</td> <td>54.00</td> <td>-8.67</td> <td>31.59</td> <td>34.83</td> <td>10.94</td> <td>32.03</td> <td>239</td> <td>70 AVERAGE</td> </tr> </tbody> </table>	Limit	Margin	Read	Ant	Cable	Preamp	APos	TPos	Remark	Freq	Level	Line	(dB)	Level	Factor	Loss	Factor		MHz	dBuV/m	dBuV/m	dB	dBuV	dB/m	dB	dB	cm	deg	1	5351.01	45.33	54.00	-8.67	31.59	34.83	10.94	32.03	239	70 AVERAGE	<table border="1"> <thead> <tr> <th>Limit</th> <th>Margin</th> <th>Read</th> <th>Ant</th> <th>Cable</th> <th>Preamp</th> <th>APos</th> <th>TPos</th> <th>Remark</th> </tr> <tr> <th>Freq</th> <th>Level</th> <th>Line</th> <th>(dB)</th> <th>Level</th> <th>Factor</th> <th>Loss</th> <th>Factor</th> <th></th> </tr> <tr> <th>MHz</th> <th>dBuV/m</th> <th>dBuV/m</th> <th>dB</th> <th>dBuV</th> <th>dB/m</th> <th>dB</th> <th>dB</th> <th>cm</th> <th>deg</th> </tr> </thead> <tbody> <tr> <td>1</td> <td>5320.00</td> <td>95.76</td> <td>-----</td> <td>-----</td> <td>81.94</td> <td>34.84</td> <td>10.97</td> <td>31.99</td> <td>239</td> <td>70 AVERAGE</td> </tr> </tbody> </table>	Limit	Margin	Read	Ant	Cable	Preamp	APos	TPos	Remark	Freq	Level	Line	(dB)	Level	Factor	Loss	Factor		MHz	dBuV/m	dBuV/m	dB	dBuV	dB/m	dB	dB	cm	deg	1	5320.00	95.76	-----	-----	81.94	34.84	10.97	31.99	239	70 AVERAGE
Limit	Margin	Read	Ant	Cable	Preamp	APos	TPos	Remark																																																																								
Freq	Level	Line	(dB)	Level	Factor	Loss	Factor																																																																									
MHz	dBuV/m	dBuV/m	dB	dBuV	dB/m	dB	dB	cm	deg																																																																							
1	5351.01	45.33	54.00	-8.67	31.59	34.83	10.94	32.03	239	70 AVERAGE																																																																						
Limit	Margin	Read	Ant	Cable	Preamp	APos	TPos	Remark																																																																								
Freq	Level	Line	(dB)	Level	Factor	Loss	Factor																																																																									
MHz	dBuV/m	dBuV/m	dB	dBuV	dB/m	dB	dB	cm	deg																																																																							
1	5320.00	95.76	-----	-----	81.94	34.84	10.97	31.99	239	70 AVERAGE																																																																						

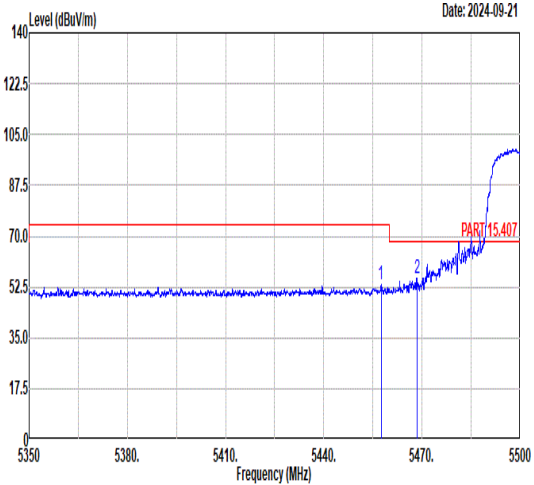
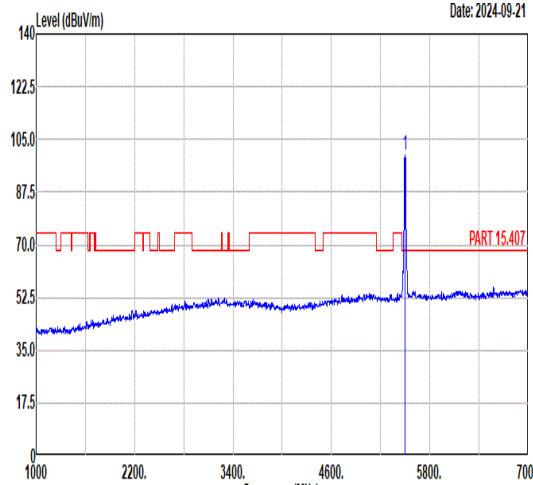
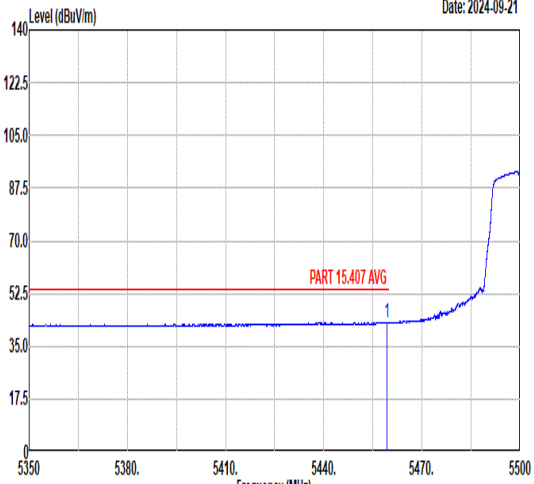
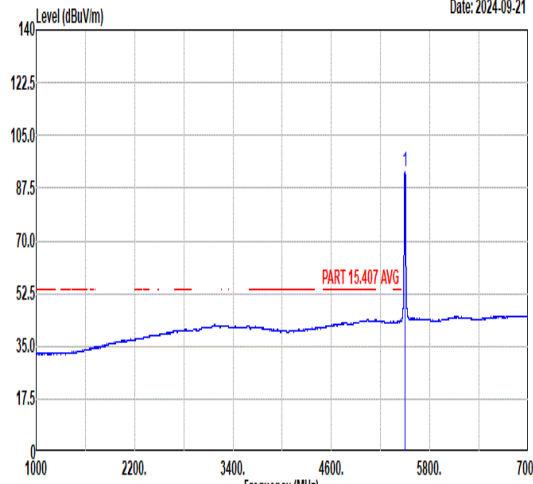


Mode	6																																																																																																
	Harmonic																																																																																																
	U-NII-2A_5.25-5.35_802.11a_CH64_5320MHz																																																																																																
ANT	5																																																																																																
Pol.	Horizontal	Vertical																																																																																															
Peak Avg	<p>Date: 2024-09-17</p>	<p>Date: 2024-09-17</p>																																																																																															
	<table border="1"> <thead> <tr> <th>Limit</th> <th>Read</th> <th>Ant</th> <th>Cable</th> <th>Preamp</th> <th>Apos</th> <th>TPos</th> <th>Remark</th> </tr> <tr> <th>Freq</th> <th>Level</th> <th>Line</th> <th>Margin</th> <th>Level</th> <th>Factor</th> <th>Loss</th> <th>Factor</th> </tr> <tr> <th>MHz</th> <th>dBuV/m</th> <th>dBuV/m</th> <th>dB</th> <th>dBuV</th> <th>dB/m</th> <th>dB</th> <th>dB</th> </tr> </thead> <tbody> <tr> <td>1</td> <td>10640.00</td> <td>47.08</td> <td>74.00</td> <td>-26.92</td> <td>44.09</td> <td>39.47</td> <td>14.32</td> <td>50.80</td> <td>---</td> <td>---</td> <td>Peak</td> </tr> <tr> <td>2</td> <td>15960.00</td> <td>47.53</td> <td>74.00</td> <td>-26.47</td> <td>40.03</td> <td>42.08</td> <td>17.19</td> <td>51.77</td> <td>---</td> <td>---</td> <td>Peak</td> </tr> </tbody> </table>	Limit	Read	Ant	Cable	Preamp	Apos	TPos	Remark	Freq	Level	Line	Margin	Level	Factor	Loss	Factor	MHz	dBuV/m	dBuV/m	dB	dBuV	dB/m	dB	dB	1	10640.00	47.08	74.00	-26.92	44.09	39.47	14.32	50.80	---	---	Peak	2	15960.00	47.53	74.00	-26.47	40.03	42.08	17.19	51.77	---	---	Peak	<table border="1"> <thead> <tr> <th>Limit</th> <th>Read</th> <th>Ant</th> <th>Cable</th> <th>Preamp</th> <th>Apos</th> <th>TPos</th> <th>Remark</th> </tr> <tr> <th>Freq</th> <th>Level</th> <th>Line</th> <th>Margin</th> <th>Level</th> <th>Factor</th> <th>Loss</th> <th>Factor</th> </tr> <tr> <th>MHz</th> <th>dBuV/m</th> <th>dBuV/m</th> <th>dB</th> <th>dBuV</th> <th>dB/m</th> <th>dB</th> <th>dB</th> </tr> </thead> <tbody> <tr> <td>1</td> <td>10640.00</td> <td>48.41</td> <td>74.00</td> <td>-25.59</td> <td>45.42</td> <td>39.47</td> <td>14.32</td> <td>50.80</td> <td>---</td> <td>---</td> <td>Peak</td> </tr> <tr> <td>2</td> <td>15960.00</td> <td>47.71</td> <td>74.00</td> <td>-26.29</td> <td>40.21</td> <td>42.08</td> <td>17.19</td> <td>51.77</td> <td>---</td> <td>---</td> <td>Peak</td> </tr> </tbody> </table>	Limit	Read	Ant	Cable	Preamp	Apos	TPos	Remark	Freq	Level	Line	Margin	Level	Factor	Loss	Factor	MHz	dBuV/m	dBuV/m	dB	dBuV	dB/m	dB	dB	1	10640.00	48.41	74.00	-25.59	45.42	39.47	14.32	50.80	---	---	Peak	2	15960.00	47.71	74.00	-26.29	40.21	42.08	17.19	51.77	---	---
Limit	Read	Ant	Cable	Preamp	Apos	TPos	Remark																																																																																										
Freq	Level	Line	Margin	Level	Factor	Loss	Factor																																																																																										
MHz	dBuV/m	dBuV/m	dB	dBuV	dB/m	dB	dB																																																																																										
1	10640.00	47.08	74.00	-26.92	44.09	39.47	14.32	50.80	---	---	Peak																																																																																						
2	15960.00	47.53	74.00	-26.47	40.03	42.08	17.19	51.77	---	---	Peak																																																																																						
Limit	Read	Ant	Cable	Preamp	Apos	TPos	Remark																																																																																										
Freq	Level	Line	Margin	Level	Factor	Loss	Factor																																																																																										
MHz	dBuV/m	dBuV/m	dB	dBuV	dB/m	dB	dB																																																																																										
1	10640.00	48.41	74.00	-25.59	45.42	39.47	14.32	50.80	---	---	Peak																																																																																						
2	15960.00	47.71	74.00	-26.29	40.21	42.08	17.19	51.77	---	---	Peak																																																																																						



Mode	7																																																																																								
	Band Edge																																																																																								
	U-NII-2C_5.47-5.725_802.11a_CH100_5500MHz																																																																																								
ANT	5																																																																																								
Pol.	Horizontal	Fundamental																																																																																							
Peak	<table border="1"> <thead> <tr> <th>Limit</th> <th>Margin</th> <th>Read</th> <th>Ant</th> <th>Cable</th> <th>Preamp</th> <th>APos</th> <th>TPos</th> <th>Remark</th> </tr> <tr> <th>Freq</th> <th>Level</th> <th>Line</th> <th>(dB)</th> <th>Level</th> <th>Factor</th> <th>Loss</th> <th>Factor</th> <th></th> </tr> <tr> <th>MHz</th> <th>dBuV/m</th> <th>dBuV/m</th> <th>dBuV</th> <th>dB/m</th> <th>dB</th> <th>dB</th> <th>cm</th> <th>deg</th> </tr> </thead> <tbody> <tr> <td>1</td> <td>5459.29</td> <td>55.79</td> <td>74.00</td> <td>-18.21</td> <td>42.02</td> <td>34.81</td> <td>11.12</td> <td>32.16</td> <td>249</td> <td>11 PEAK</td> </tr> <tr> <td>2</td> <td>5468.43</td> <td>59.52</td> <td>68.30</td> <td>-8.78</td> <td>45.73</td> <td>34.81</td> <td>11.16</td> <td>32.18</td> <td>249</td> <td>11 PEAK</td> </tr> </tbody> </table>	Limit	Margin	Read	Ant	Cable	Preamp	APos	TPos	Remark	Freq	Level	Line	(dB)	Level	Factor	Loss	Factor		MHz	dBuV/m	dBuV/m	dBuV	dB/m	dB	dB	cm	deg	1	5459.29	55.79	74.00	-18.21	42.02	34.81	11.12	32.16	249	11 PEAK	2	5468.43	59.52	68.30	-8.78	45.73	34.81	11.16	32.18	249	11 PEAK	<table border="1"> <thead> <tr> <th>Limit</th> <th>Margin</th> <th>Read</th> <th>Ant</th> <th>Cable</th> <th>Preamp</th> <th>APos</th> <th>TPos</th> <th>Remark</th> </tr> <tr> <th>Freq</th> <th>Level</th> <th>Line</th> <th>(dB)</th> <th>Level</th> <th>Factor</th> <th>Loss</th> <th>Factor</th> <th></th> </tr> <tr> <th>MHz</th> <th>dBuV/m</th> <th>dBuV/m</th> <th>dBuV</th> <th>dB/m</th> <th>dB</th> <th>dB</th> <th>cm</th> <th>deg</th> </tr> </thead> <tbody> <tr> <td>1</td> <td>5500.00</td> <td>104.45</td> <td>-----</td> <td>-----</td> <td>90.59</td> <td>34.80</td> <td>11.27</td> <td>32.21</td> <td>249</td> <td>11 PEAK</td> </tr> </tbody> </table>	Limit	Margin	Read	Ant	Cable	Preamp	APos	TPos	Remark	Freq	Level	Line	(dB)	Level	Factor	Loss	Factor		MHz	dBuV/m	dBuV/m	dBuV	dB/m	dB	dB	cm	deg	1	5500.00	104.45	-----	-----	90.59	34.80	11.27	32.21	249	11 PEAK
	Limit	Margin	Read	Ant	Cable	Preamp	APos	TPos	Remark																																																																																
Freq	Level	Line	(dB)	Level	Factor	Loss	Factor																																																																																		
MHz	dBuV/m	dBuV/m	dBuV	dB/m	dB	dB	cm	deg																																																																																	
1	5459.29	55.79	74.00	-18.21	42.02	34.81	11.12	32.16	249	11 PEAK																																																																															
2	5468.43	59.52	68.30	-8.78	45.73	34.81	11.16	32.18	249	11 PEAK																																																																															
Limit	Margin	Read	Ant	Cable	Preamp	APos	TPos	Remark																																																																																	
Freq	Level	Line	(dB)	Level	Factor	Loss	Factor																																																																																		
MHz	dBuV/m	dBuV/m	dBuV	dB/m	dB	dB	cm	deg																																																																																	
1	5500.00	104.45	-----	-----	90.59	34.80	11.27	32.21	249	11 PEAK																																																																															
Avg	<table border="1"> <thead> <tr> <th>Limit</th> <th>Margin</th> <th>Read</th> <th>Ant</th> <th>Cable</th> <th>Preamp</th> <th>APos</th> <th>TPos</th> <th>Remark</th> </tr> <tr> <th>Freq</th> <th>Level</th> <th>Line</th> <th>(dB)</th> <th>Level</th> <th>Factor</th> <th>Loss</th> <th>Factor</th> <th></th> </tr> <tr> <th>MHz</th> <th>dBuV/m</th> <th>dBuV/m</th> <th>dBuV</th> <th>dB/m</th> <th>dB</th> <th>dB</th> <th>cm</th> <th>deg</th> </tr> </thead> <tbody> <tr> <td>1</td> <td>5459.29</td> <td>44.58</td> <td>54.00</td> <td>-9.42</td> <td>30.81</td> <td>34.81</td> <td>11.12</td> <td>32.16</td> <td>249</td> <td>11 AVERAGE</td> </tr> </tbody> </table>	Limit	Margin	Read	Ant	Cable	Preamp	APos	TPos	Remark	Freq	Level	Line	(dB)	Level	Factor	Loss	Factor		MHz	dBuV/m	dBuV/m	dBuV	dB/m	dB	dB	cm	deg	1	5459.29	44.58	54.00	-9.42	30.81	34.81	11.12	32.16	249	11 AVERAGE	<table border="1"> <thead> <tr> <th>Limit</th> <th>Margin</th> <th>Read</th> <th>Ant</th> <th>Cable</th> <th>Preamp</th> <th>APos</th> <th>TPos</th> <th>Remark</th> </tr> <tr> <th>Freq</th> <th>Level</th> <th>Line</th> <th>(dB)</th> <th>Level</th> <th>Factor</th> <th>Loss</th> <th>Factor</th> <th></th> </tr> <tr> <th>MHz</th> <th>dBuV/m</th> <th>dBuV/m</th> <th>dBuV</th> <th>dB/m</th> <th>dB</th> <th>dB</th> <th>cm</th> <th>deg</th> </tr> </thead> <tbody> <tr> <td>1</td> <td>5500.00</td> <td>97.89</td> <td>-----</td> <td>-----</td> <td>84.03</td> <td>34.80</td> <td>11.27</td> <td>32.21</td> <td>249</td> <td>11 AVERAGE</td> </tr> </tbody> </table>	Limit	Margin	Read	Ant	Cable	Preamp	APos	TPos	Remark	Freq	Level	Line	(dB)	Level	Factor	Loss	Factor		MHz	dBuV/m	dBuV/m	dBuV	dB/m	dB	dB	cm	deg	1	5500.00	97.89	-----	-----	84.03	34.80	11.27	32.21	249	11 AVERAGE											
Limit	Margin	Read	Ant	Cable	Preamp	APos	TPos	Remark																																																																																	
Freq	Level	Line	(dB)	Level	Factor	Loss	Factor																																																																																		
MHz	dBuV/m	dBuV/m	dBuV	dB/m	dB	dB	cm	deg																																																																																	
1	5459.29	44.58	54.00	-9.42	30.81	34.81	11.12	32.16	249	11 AVERAGE																																																																															
Limit	Margin	Read	Ant	Cable	Preamp	APos	TPos	Remark																																																																																	
Freq	Level	Line	(dB)	Level	Factor	Loss	Factor																																																																																		
MHz	dBuV/m	dBuV/m	dBuV	dB/m	dB	dB	cm	deg																																																																																	
1	5500.00	97.89	-----	-----	84.03	34.80	11.27	32.21	249	11 AVERAGE																																																																															



Mode	7																																																																																											
	Band Edge																																																																																											
	U-NII-2C_5.47-5.725_802.11a_CH100_5500MHz																																																																																											
ANT	5																																																																																											
Pol.	Vertical	Fundamental																																																																																										
Peak	 <p style="text-align: right;">Date: 2024-09-21</p> <table border="1"> <thead> <tr> <th>Limit</th> <th>Margin</th> <th>Read</th> <th>Ant</th> <th>Cable</th> <th>Preamp</th> <th>APos</th> <th>TPos</th> <th>Remark</th> </tr> <tr> <th>Freq</th> <th>Level</th> <th>Line</th> <th>(dB)</th> <th>Level</th> <th>Factor</th> <th>Loss</th> <th>Factor</th> <th></th> </tr> <tr> <th>MHz</th> <th>dBuV/m</th> <th>dBuV/m</th> <th>dBuV</th> <th>dB/m</th> <th>dB</th> <th>dB</th> <th>cm</th> <th>deg</th> </tr> </thead> <tbody> <tr> <td>1</td> <td>5457.48</td> <td>53.24</td> <td>74.00</td> <td>-20.76</td> <td>39.48</td> <td>34.81</td> <td>11.11</td> <td>32.16</td> <td>246</td> <td>80</td> <td>PEAK</td> </tr> <tr> <td>2</td> <td>5468.43</td> <td>55.49</td> <td>68.30</td> <td>-12.81</td> <td>41.70</td> <td>34.81</td> <td>11.16</td> <td>32.18</td> <td>246</td> <td>80</td> <td>PEAK</td> </tr> </tbody> </table>	Limit	Margin	Read	Ant	Cable	Preamp	APos	TPos	Remark	Freq	Level	Line	(dB)	Level	Factor	Loss	Factor		MHz	dBuV/m	dBuV/m	dBuV	dB/m	dB	dB	cm	deg	1	5457.48	53.24	74.00	-20.76	39.48	34.81	11.11	32.16	246	80	PEAK	2	5468.43	55.49	68.30	-12.81	41.70	34.81	11.16	32.18	246	80	PEAK	 <p style="text-align: right;">Date: 2024-09-21</p> <table border="1"> <thead> <tr> <th>Limit</th> <th>Margin</th> <th>Read</th> <th>Ant</th> <th>Cable</th> <th>Preamp</th> <th>APos</th> <th>TPos</th> <th>Remark</th> </tr> <tr> <th>Freq</th> <th>Level</th> <th>Line</th> <th>(dB)</th> <th>Level</th> <th>Factor</th> <th>Loss</th> <th>Factor</th> <th></th> </tr> <tr> <th>MHz</th> <th>dBuV/m</th> <th>dBuV/m</th> <th>dBuV</th> <th>dB/m</th> <th>dB</th> <th>dB</th> <th>cm</th> <th>deg</th> </tr> </thead> <tbody> <tr> <td>1</td> <td>5500.00</td> <td>99.66</td> <td>-----</td> <td>-----</td> <td>85.80</td> <td>34.80</td> <td>11.27</td> <td>32.21</td> <td>246</td> <td>80</td> <td>PEAK</td> </tr> </tbody> </table>	Limit	Margin	Read	Ant	Cable	Preamp	APos	TPos	Remark	Freq	Level	Line	(dB)	Level	Factor	Loss	Factor		MHz	dBuV/m	dBuV/m	dBuV	dB/m	dB	dB	cm	deg	1	5500.00	99.66	-----	-----	85.80	34.80	11.27	32.21	246	80	PEAK
	Limit	Margin	Read	Ant	Cable	Preamp	APos	TPos	Remark																																																																																			
Freq	Level	Line	(dB)	Level	Factor	Loss	Factor																																																																																					
MHz	dBuV/m	dBuV/m	dBuV	dB/m	dB	dB	cm	deg																																																																																				
1	5457.48	53.24	74.00	-20.76	39.48	34.81	11.11	32.16	246	80	PEAK																																																																																	
2	5468.43	55.49	68.30	-12.81	41.70	34.81	11.16	32.18	246	80	PEAK																																																																																	
Limit	Margin	Read	Ant	Cable	Preamp	APos	TPos	Remark																																																																																				
Freq	Level	Line	(dB)	Level	Factor	Loss	Factor																																																																																					
MHz	dBuV/m	dBuV/m	dBuV	dB/m	dB	dB	cm	deg																																																																																				
1	5500.00	99.66	-----	-----	85.80	34.80	11.27	32.21	246	80	PEAK																																																																																	
Avg	 <p style="text-align: right;">Date: 2024-09-21</p> <table border="1"> <thead> <tr> <th>Limit</th> <th>Margin</th> <th>Read</th> <th>Ant</th> <th>Cable</th> <th>Preamp</th> <th>APos</th> <th>TPos</th> <th>Remark</th> </tr> <tr> <th>Freq</th> <th>Level</th> <th>Line</th> <th>(dB)</th> <th>Level</th> <th>Factor</th> <th>Loss</th> <th>Factor</th> <th></th> </tr> <tr> <th>MHz</th> <th>dBuV/m</th> <th>dBuV/m</th> <th>dBuV</th> <th>dB/m</th> <th>dB</th> <th>dB</th> <th>cm</th> <th>deg</th> </tr> </thead> <tbody> <tr> <td>1</td> <td>5459.28</td> <td>42.96</td> <td>54.00</td> <td>-11.04</td> <td>29.19</td> <td>34.81</td> <td>11.12</td> <td>32.16</td> <td>246</td> <td>80</td> <td>AVERAGE</td> </tr> </tbody> </table>	Limit	Margin	Read	Ant	Cable	Preamp	APos	TPos	Remark	Freq	Level	Line	(dB)	Level	Factor	Loss	Factor		MHz	dBuV/m	dBuV/m	dBuV	dB/m	dB	dB	cm	deg	1	5459.28	42.96	54.00	-11.04	29.19	34.81	11.12	32.16	246	80	AVERAGE	 <p style="text-align: right;">Date: 2024-09-21</p> <table border="1"> <thead> <tr> <th>Limit</th> <th>Margin</th> <th>Read</th> <th>Ant</th> <th>Cable</th> <th>Preamp</th> <th>APos</th> <th>TPos</th> <th>Remark</th> </tr> <tr> <th>Freq</th> <th>Level</th> <th>Line</th> <th>(dB)</th> <th>Level</th> <th>Factor</th> <th>Loss</th> <th>Factor</th> <th></th> </tr> <tr> <th>MHz</th> <th>dBuV/m</th> <th>dBuV/m</th> <th>dBuV</th> <th>dB/m</th> <th>dB</th> <th>dB</th> <th>cm</th> <th>deg</th> </tr> </thead> <tbody> <tr> <td>1</td> <td>5500.00</td> <td>92.80</td> <td>-----</td> <td>-----</td> <td>78.94</td> <td>34.80</td> <td>11.27</td> <td>32.21</td> <td>246</td> <td>80</td> <td>AVERAGE</td> </tr> </tbody> </table>	Limit	Margin	Read	Ant	Cable	Preamp	APos	TPos	Remark	Freq	Level	Line	(dB)	Level	Factor	Loss	Factor		MHz	dBuV/m	dBuV/m	dBuV	dB/m	dB	dB	cm	deg	1	5500.00	92.80	-----	-----	78.94	34.80	11.27	32.21	246	80	AVERAGE												
Limit	Margin	Read	Ant	Cable	Preamp	APos	TPos	Remark																																																																																				
Freq	Level	Line	(dB)	Level	Factor	Loss	Factor																																																																																					
MHz	dBuV/m	dBuV/m	dBuV	dB/m	dB	dB	cm	deg																																																																																				
1	5459.28	42.96	54.00	-11.04	29.19	34.81	11.12	32.16	246	80	AVERAGE																																																																																	
Limit	Margin	Read	Ant	Cable	Preamp	APos	TPos	Remark																																																																																				
Freq	Level	Line	(dB)	Level	Factor	Loss	Factor																																																																																					
MHz	dBuV/m	dBuV/m	dBuV	dB/m	dB	dB	cm	deg																																																																																				
1	5500.00	92.80	-----	-----	78.94	34.80	11.27	32.21	246	80	AVERAGE																																																																																	

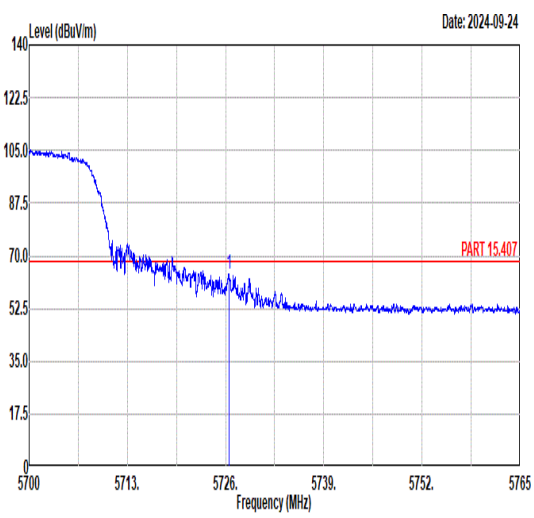
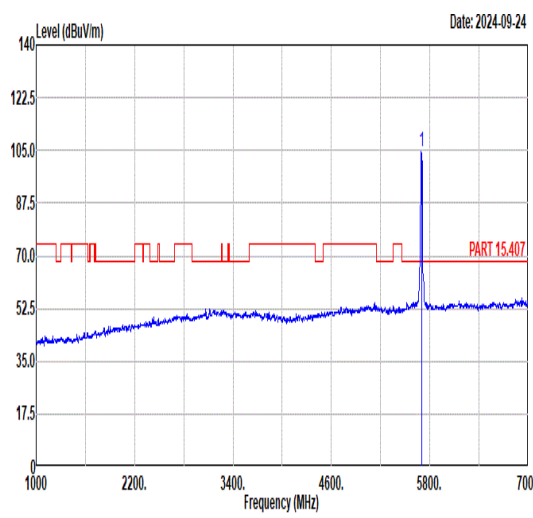
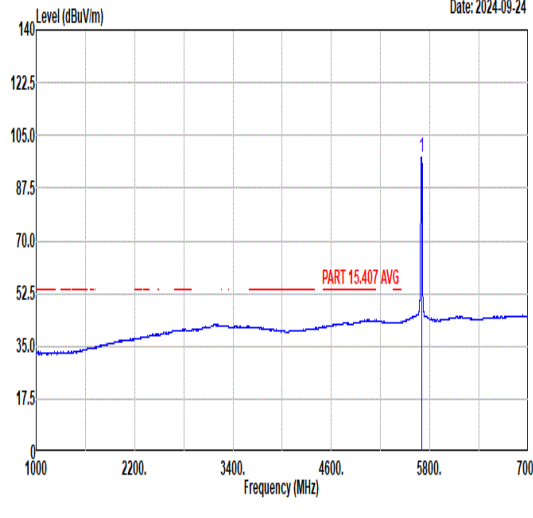


Mode	7																																																																																																
	Harmonic																																																																																																
	U-NII-2C_5.47-5.725_802.11a_CH100_5500MHz																																																																																																
ANT	5																																																																																																
Pol.	Horizontal	Vertical																																																																																															
Peak Avg	<p>Date: 2024-09-17</p>	<p>Date: 2024-09-17</p>																																																																																															
	<table border="1"> <thead> <tr> <th>Limit</th> <th>Read</th> <th>Ant</th> <th>Cable</th> <th>Preamp</th> <th>Apos</th> <th>TPos</th> <th>Remark</th> </tr> <tr> <th>Freq</th> <th>Level</th> <th>Line</th> <th>Margin</th> <th>Level</th> <th>Factor</th> <th>Loss</th> <th>Factor</th> </tr> <tr> <th>MHz</th> <th>dBuV/m</th> <th>dBuV/m</th> <th>dB</th> <th>dBuV</th> <th>dB/m</th> <th>dB</th> <th>dB</th> </tr> </thead> <tbody> <tr> <td>1</td> <td>11000.00</td> <td>47.18</td> <td>74.00</td> <td>-26.82</td> <td>44.04</td> <td>39.40</td> <td>14.54</td> <td>50.80</td> <td>---</td> <td>---</td> <td>Peak</td> </tr> <tr> <td>2</td> <td>16500.00</td> <td>48.65</td> <td>68.30</td> <td>-19.65</td> <td>40.69</td> <td>42.40</td> <td>17.36</td> <td>51.80</td> <td>---</td> <td>---</td> <td>Peak</td> </tr> </tbody> </table>	Limit	Read	Ant	Cable	Preamp	Apos	TPos	Remark	Freq	Level	Line	Margin	Level	Factor	Loss	Factor	MHz	dBuV/m	dBuV/m	dB	dBuV	dB/m	dB	dB	1	11000.00	47.18	74.00	-26.82	44.04	39.40	14.54	50.80	---	---	Peak	2	16500.00	48.65	68.30	-19.65	40.69	42.40	17.36	51.80	---	---	Peak	<table border="1"> <thead> <tr> <th>Limit</th> <th>Read</th> <th>Ant</th> <th>Cable</th> <th>Preamp</th> <th>Apos</th> <th>TPos</th> <th>Remark</th> </tr> <tr> <th>Freq</th> <th>Level</th> <th>Line</th> <th>Margin</th> <th>Level</th> <th>Factor</th> <th>Loss</th> <th>Factor</th> </tr> <tr> <th>MHz</th> <th>dBuV/m</th> <th>dBuV/m</th> <th>dB</th> <th>dBuV</th> <th>dB/m</th> <th>dB</th> <th>dB</th> </tr> </thead> <tbody> <tr> <td>1</td> <td>11000.00</td> <td>47.07</td> <td>74.00</td> <td>-26.93</td> <td>43.93</td> <td>39.40</td> <td>14.54</td> <td>50.80</td> <td>---</td> <td>---</td> <td>Peak</td> </tr> <tr> <td>2</td> <td>16500.00</td> <td>47.91</td> <td>68.30</td> <td>-20.39</td> <td>39.95</td> <td>42.40</td> <td>17.36</td> <td>51.80</td> <td>---</td> <td>---</td> <td>Peak</td> </tr> </tbody> </table>	Limit	Read	Ant	Cable	Preamp	Apos	TPos	Remark	Freq	Level	Line	Margin	Level	Factor	Loss	Factor	MHz	dBuV/m	dBuV/m	dB	dBuV	dB/m	dB	dB	1	11000.00	47.07	74.00	-26.93	43.93	39.40	14.54	50.80	---	---	Peak	2	16500.00	47.91	68.30	-20.39	39.95	42.40	17.36	51.80	---	---
Limit	Read	Ant	Cable	Preamp	Apos	TPos	Remark																																																																																										
Freq	Level	Line	Margin	Level	Factor	Loss	Factor																																																																																										
MHz	dBuV/m	dBuV/m	dB	dBuV	dB/m	dB	dB																																																																																										
1	11000.00	47.18	74.00	-26.82	44.04	39.40	14.54	50.80	---	---	Peak																																																																																						
2	16500.00	48.65	68.30	-19.65	40.69	42.40	17.36	51.80	---	---	Peak																																																																																						
Limit	Read	Ant	Cable	Preamp	Apos	TPos	Remark																																																																																										
Freq	Level	Line	Margin	Level	Factor	Loss	Factor																																																																																										
MHz	dBuV/m	dBuV/m	dB	dBuV	dB/m	dB	dB																																																																																										
1	11000.00	47.07	74.00	-26.93	43.93	39.40	14.54	50.80	---	---	Peak																																																																																						
2	16500.00	47.91	68.30	-20.39	39.95	42.40	17.36	51.80	---	---	Peak																																																																																						

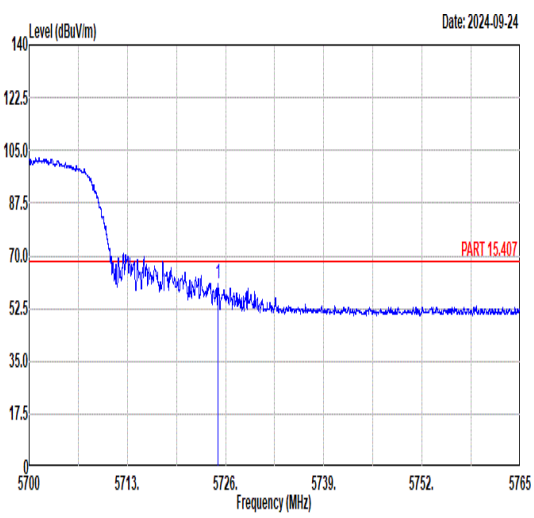
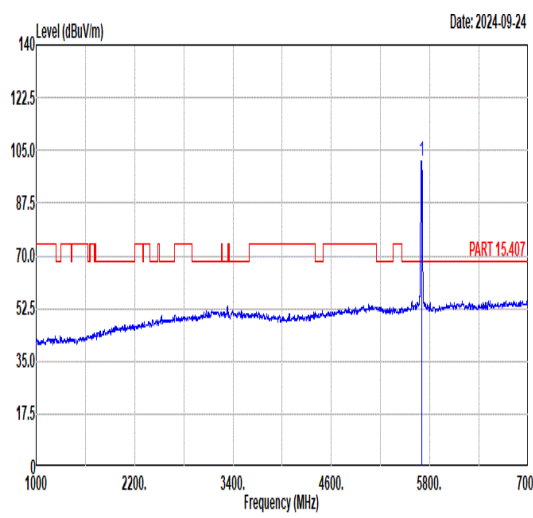
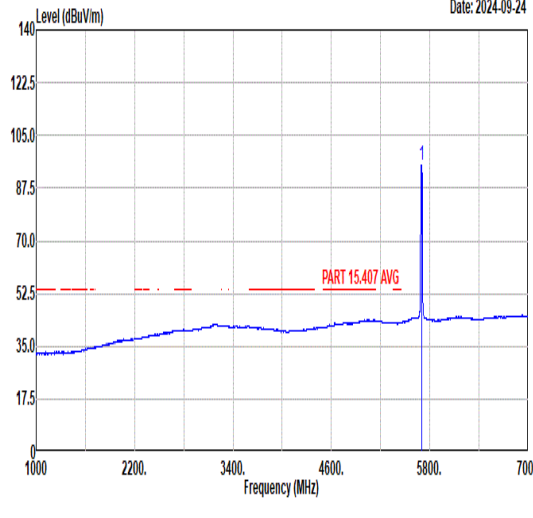


Mode	8																																																																																																
	Harmonic																																																																																																
	U-NII-2C_5.47-5.725_802.11a_CH116_5580MHz																																																																																																
ANT	5																																																																																																
Pol.	Horizontal	Vertical																																																																																															
Peak Avg	<p>Date: 2024-09-17</p>	<p>Date: 2024-09-17</p>																																																																																															
	<table border="1"> <thead> <tr> <th>Limit</th> <th>Read</th> <th>Ant</th> <th>Cable</th> <th>Preamp</th> <th>Apos</th> <th>TPos</th> <th>Remark</th> </tr> <tr> <th>Freq</th> <th>Level</th> <th>Line</th> <th>Margin</th> <th>Level</th> <th>Factor</th> <th>Loss</th> <th>Factor</th> </tr> <tr> <th>MHz</th> <th>dBuV/m</th> <th>dBuV/m</th> <th>dB</th> <th>dBuV</th> <th>dB/m</th> <th>dB</th> <th>dB</th> </tr> </thead> <tbody> <tr> <td>1</td> <td>11160.00</td> <td>47.88</td> <td>74.00</td> <td>-26.12</td> <td>44.48</td> <td>39.53</td> <td>14.64</td> <td>50.77</td> <td>---</td> <td>---</td> <td>Peak</td> </tr> <tr> <td>2</td> <td>16740.00</td> <td>47.59</td> <td>68.30</td> <td>-20.71</td> <td>39.46</td> <td>42.45</td> <td>17.43</td> <td>51.75</td> <td>---</td> <td>---</td> <td>Peak</td> </tr> </tbody> </table>	Limit	Read	Ant	Cable	Preamp	Apos	TPos	Remark	Freq	Level	Line	Margin	Level	Factor	Loss	Factor	MHz	dBuV/m	dBuV/m	dB	dBuV	dB/m	dB	dB	1	11160.00	47.88	74.00	-26.12	44.48	39.53	14.64	50.77	---	---	Peak	2	16740.00	47.59	68.30	-20.71	39.46	42.45	17.43	51.75	---	---	Peak	<table border="1"> <thead> <tr> <th>Limit</th> <th>Read</th> <th>Ant</th> <th>Cable</th> <th>Preamp</th> <th>Apos</th> <th>TPos</th> <th>Remark</th> </tr> <tr> <th>Freq</th> <th>Level</th> <th>Line</th> <th>Margin</th> <th>Level</th> <th>Factor</th> <th>Loss</th> <th>Factor</th> </tr> <tr> <th>MHz</th> <th>dBuV/m</th> <th>dBuV/m</th> <th>dB</th> <th>dBuV</th> <th>dB/m</th> <th>dB</th> <th>dB</th> </tr> </thead> <tbody> <tr> <td>1</td> <td>11160.00</td> <td>47.28</td> <td>74.00</td> <td>-26.72</td> <td>43.88</td> <td>39.53</td> <td>14.64</td> <td>50.77</td> <td>---</td> <td>---</td> <td>Peak</td> </tr> <tr> <td>2</td> <td>16740.00</td> <td>48.45</td> <td>68.30</td> <td>-19.85</td> <td>40.32</td> <td>42.45</td> <td>17.43</td> <td>51.75</td> <td>---</td> <td>---</td> <td>Peak</td> </tr> </tbody> </table>	Limit	Read	Ant	Cable	Preamp	Apos	TPos	Remark	Freq	Level	Line	Margin	Level	Factor	Loss	Factor	MHz	dBuV/m	dBuV/m	dB	dBuV	dB/m	dB	dB	1	11160.00	47.28	74.00	-26.72	43.88	39.53	14.64	50.77	---	---	Peak	2	16740.00	48.45	68.30	-19.85	40.32	42.45	17.43	51.75	---	---
Limit	Read	Ant	Cable	Preamp	Apos	TPos	Remark																																																																																										
Freq	Level	Line	Margin	Level	Factor	Loss	Factor																																																																																										
MHz	dBuV/m	dBuV/m	dB	dBuV	dB/m	dB	dB																																																																																										
1	11160.00	47.88	74.00	-26.12	44.48	39.53	14.64	50.77	---	---	Peak																																																																																						
2	16740.00	47.59	68.30	-20.71	39.46	42.45	17.43	51.75	---	---	Peak																																																																																						
Limit	Read	Ant	Cable	Preamp	Apos	TPos	Remark																																																																																										
Freq	Level	Line	Margin	Level	Factor	Loss	Factor																																																																																										
MHz	dBuV/m	dBuV/m	dB	dBuV	dB/m	dB	dB																																																																																										
1	11160.00	47.28	74.00	-26.72	43.88	39.53	14.64	50.77	---	---	Peak																																																																																						
2	16740.00	48.45	68.30	-19.85	40.32	42.45	17.43	51.75	---	---	Peak																																																																																						



Mode	9																																																																															
	Band Edge																																																																															
	U-NII-2C_5.47-5.725_802.11a_CH140_5700MHz																																																																															
ANT	5																																																																															
Pol.	Horizontal	Fundamental																																																																														
Peak	 <p style="text-align: right;">Date: 2024-09-24</p> <table border="1"> <thead> <tr> <th>Limit</th> <th>Margin</th> <th>Read</th> <th>Ant</th> <th>Cable</th> <th>Preamp</th> <th>APos</th> <th>TPos</th> <th>Remark</th> </tr> <tr> <th>Freq</th> <th>Level</th> <th>Line</th> <th>(dB)</th> <th>Level</th> <th>Factor</th> <th>Loss Factor</th> <th></th> <th></th> </tr> <tr> <th>MHz</th> <th>dBuV/m</th> <th>dBuV/m</th> <th>dBuV</th> <th>dB/m</th> <th>dB</th> <th>dB</th> <th>cm</th> <th>deg</th> </tr> </thead> <tbody> <tr> <td>1</td> <td>5726.43</td> <td>64.18</td> <td>68.30</td> <td>-4.12</td> <td>49.80</td> <td>35.12</td> <td>11.65</td> <td>32.39</td> <td>225</td> <td>344</td> <td>PEAK</td> </tr> </tbody> </table>	Limit	Margin	Read	Ant	Cable	Preamp	APos	TPos	Remark	Freq	Level	Line	(dB)	Level	Factor	Loss Factor			MHz	dBuV/m	dBuV/m	dBuV	dB/m	dB	dB	cm	deg	1	5726.43	64.18	68.30	-4.12	49.80	35.12	11.65	32.39	225	344	PEAK	 <p style="text-align: right;">Date: 2024-09-24</p> <table border="1"> <thead> <tr> <th>Limit</th> <th>Margin</th> <th>Read</th> <th>Ant</th> <th>Cable</th> <th>Preamp</th> <th>APos</th> <th>TPos</th> <th>Remark</th> </tr> <tr> <th>Freq</th> <th>Level</th> <th>Line</th> <th>(dB)</th> <th>Level</th> <th>Factor</th> <th>Loss Factor</th> <th></th> <th></th> </tr> <tr> <th>MHz</th> <th>dBuV/m</th> <th>dBuV/m</th> <th>dBuV</th> <th>dB/m</th> <th>dB</th> <th>dB</th> <th>cm</th> <th>deg</th> </tr> </thead> <tbody> <tr> <td>1</td> <td>5700.00</td> <td>104.41</td> <td>-----</td> <td>-----</td> <td>90.03</td> <td>35.07</td> <td>11.67</td> <td>32.36</td> <td>225</td> <td>344</td> <td>PEAK</td> </tr> </tbody> </table>	Limit	Margin	Read	Ant	Cable	Preamp	APos	TPos	Remark	Freq	Level	Line	(dB)	Level	Factor	Loss Factor			MHz	dBuV/m	dBuV/m	dBuV	dB/m	dB	dB	cm	deg	1	5700.00	104.41	-----	-----	90.03	35.07	11.67	32.36	225	344	PEAK
Limit	Margin	Read	Ant	Cable	Preamp	APos	TPos	Remark																																																																								
Freq	Level	Line	(dB)	Level	Factor	Loss Factor																																																																										
MHz	dBuV/m	dBuV/m	dBuV	dB/m	dB	dB	cm	deg																																																																								
1	5726.43	64.18	68.30	-4.12	49.80	35.12	11.65	32.39	225	344	PEAK																																																																					
Limit	Margin	Read	Ant	Cable	Preamp	APos	TPos	Remark																																																																								
Freq	Level	Line	(dB)	Level	Factor	Loss Factor																																																																										
MHz	dBuV/m	dBuV/m	dBuV	dB/m	dB	dB	cm	deg																																																																								
1	5700.00	104.41	-----	-----	90.03	35.07	11.67	32.36	225	344	PEAK																																																																					
Avg	Blank	 <p style="text-align: right;">Date: 2024-09-24</p> <table border="1"> <thead> <tr> <th>Limit</th> <th>Margin</th> <th>Read</th> <th>Ant</th> <th>Cable</th> <th>Preamp</th> <th>APos</th> <th>TPos</th> <th>Remark</th> </tr> <tr> <th>Freq</th> <th>Level</th> <th>Line</th> <th>(dB)</th> <th>Level</th> <th>Factor</th> <th>Loss Factor</th> <th></th> <th></th> </tr> <tr> <th>MHz</th> <th>dBuV/m</th> <th>dBuV/m</th> <th>dBuV</th> <th>dB/m</th> <th>dB</th> <th>dB</th> <th>cm</th> <th>deg</th> </tr> </thead> <tbody> <tr> <td>1</td> <td>5700.00</td> <td>97.78</td> <td>-----</td> <td>-----</td> <td>83.40</td> <td>35.07</td> <td>11.67</td> <td>32.36</td> <td>225</td> <td>344</td> <td>AVERAGE</td> </tr> </tbody> </table>	Limit	Margin	Read	Ant	Cable	Preamp	APos	TPos	Remark	Freq	Level	Line	(dB)	Level	Factor	Loss Factor			MHz	dBuV/m	dBuV/m	dBuV	dB/m	dB	dB	cm	deg	1	5700.00	97.78	-----	-----	83.40	35.07	11.67	32.36	225	344	AVERAGE																																							
Limit	Margin	Read	Ant	Cable	Preamp	APos	TPos	Remark																																																																								
Freq	Level	Line	(dB)	Level	Factor	Loss Factor																																																																										
MHz	dBuV/m	dBuV/m	dBuV	dB/m	dB	dB	cm	deg																																																																								
1	5700.00	97.78	-----	-----	83.40	35.07	11.67	32.36	225	344	AVERAGE																																																																					



Mode	9																																																																															
	Band Edge																																																																															
	U-NII-2C_5.47-5.725_802.11a_CH140_5700MHz																																																																															
ANT	5																																																																															
Pol.	Vertical	Fundamental																																																																														
Peak	 <p style="text-align: right;">Date: 2024-09-24</p> <table border="1"> <thead> <tr> <th>Limit</th> <th>Margin</th> <th>Read</th> <th>Ant</th> <th>Cable</th> <th>Preamp</th> <th>APos</th> <th>TPos</th> <th>Remark</th> </tr> <tr> <th>Freq</th> <th>Level</th> <th>Line</th> <th>(dB)</th> <th>Level</th> <th>Factor</th> <th>Loss Factor</th> <th></th> <th></th> </tr> <tr> <th>MHz</th> <th>dBuV/m</th> <th>dBuV/m</th> <th>dBuV</th> <th>dB/m</th> <th>dB</th> <th>dB</th> <th>cm</th> <th>deg</th> </tr> </thead> <tbody> <tr> <td>1</td> <td>5725.01</td> <td>60.52</td> <td>68.30</td> <td>-7.78</td> <td>46.14</td> <td>35.12</td> <td>11.65</td> <td>32.39</td> <td>363</td> <td>67</td> <td>PEAK</td> </tr> </tbody> </table>	Limit	Margin	Read	Ant	Cable	Preamp	APos	TPos	Remark	Freq	Level	Line	(dB)	Level	Factor	Loss Factor			MHz	dBuV/m	dBuV/m	dBuV	dB/m	dB	dB	cm	deg	1	5725.01	60.52	68.30	-7.78	46.14	35.12	11.65	32.39	363	67	PEAK	 <p style="text-align: right;">Date: 2024-09-24</p> <table border="1"> <thead> <tr> <th>Limit</th> <th>Margin</th> <th>Read</th> <th>Ant</th> <th>Cable</th> <th>Preamp</th> <th>APos</th> <th>TPos</th> <th>Remark</th> </tr> <tr> <th>Freq</th> <th>Level</th> <th>Line</th> <th>(dB)</th> <th>Level</th> <th>Factor</th> <th>Loss Factor</th> <th></th> <th></th> </tr> <tr> <th>MHz</th> <th>dBuV/m</th> <th>dBuV/m</th> <th>dBuV</th> <th>dB/m</th> <th>dB</th> <th>dB</th> <th>cm</th> <th>deg</th> </tr> </thead> <tbody> <tr> <td>1</td> <td>5700.00</td> <td>101.69</td> <td>-----</td> <td>-----</td> <td>87.32</td> <td>35.08</td> <td>11.66</td> <td>32.37</td> <td>363</td> <td>67</td> <td>PEAK</td> </tr> </tbody> </table>	Limit	Margin	Read	Ant	Cable	Preamp	APos	TPos	Remark	Freq	Level	Line	(dB)	Level	Factor	Loss Factor			MHz	dBuV/m	dBuV/m	dBuV	dB/m	dB	dB	cm	deg	1	5700.00	101.69	-----	-----	87.32	35.08	11.66	32.37	363	67	PEAK
Limit	Margin	Read	Ant	Cable	Preamp	APos	TPos	Remark																																																																								
Freq	Level	Line	(dB)	Level	Factor	Loss Factor																																																																										
MHz	dBuV/m	dBuV/m	dBuV	dB/m	dB	dB	cm	deg																																																																								
1	5725.01	60.52	68.30	-7.78	46.14	35.12	11.65	32.39	363	67	PEAK																																																																					
Limit	Margin	Read	Ant	Cable	Preamp	APos	TPos	Remark																																																																								
Freq	Level	Line	(dB)	Level	Factor	Loss Factor																																																																										
MHz	dBuV/m	dBuV/m	dBuV	dB/m	dB	dB	cm	deg																																																																								
1	5700.00	101.69	-----	-----	87.32	35.08	11.66	32.37	363	67	PEAK																																																																					
Avg	Blank	 <p style="text-align: right;">Date: 2024-09-24</p> <table border="1"> <thead> <tr> <th>Limit</th> <th>Margin</th> <th>Read</th> <th>Ant</th> <th>Cable</th> <th>Preamp</th> <th>APos</th> <th>TPos</th> <th>Remark</th> </tr> <tr> <th>Freq</th> <th>Level</th> <th>Line</th> <th>(dB)</th> <th>Level</th> <th>Factor</th> <th>Loss Factor</th> <th></th> <th></th> </tr> <tr> <th>MHz</th> <th>dBuV/m</th> <th>dBuV/m</th> <th>dBuV</th> <th>dB/m</th> <th>dB</th> <th>dB</th> <th>cm</th> <th>deg</th> </tr> </thead> <tbody> <tr> <td>1</td> <td>5700.00</td> <td>95.18</td> <td>-----</td> <td>-----</td> <td>80.80</td> <td>35.07</td> <td>11.67</td> <td>32.36</td> <td>363</td> <td>67</td> <td>AVERAGE</td> </tr> </tbody> </table>	Limit	Margin	Read	Ant	Cable	Preamp	APos	TPos	Remark	Freq	Level	Line	(dB)	Level	Factor	Loss Factor			MHz	dBuV/m	dBuV/m	dBuV	dB/m	dB	dB	cm	deg	1	5700.00	95.18	-----	-----	80.80	35.07	11.67	32.36	363	67	AVERAGE																																							
Limit	Margin	Read	Ant	Cable	Preamp	APos	TPos	Remark																																																																								
Freq	Level	Line	(dB)	Level	Factor	Loss Factor																																																																										
MHz	dBuV/m	dBuV/m	dBuV	dB/m	dB	dB	cm	deg																																																																								
1	5700.00	95.18	-----	-----	80.80	35.07	11.67	32.36	363	67	AVERAGE																																																																					



Mode	9																																																																																																	
	Harmonic																																																																																																	
	U-NII-2C_5.47-5.725_802.11a_CH140_5700MHz																																																																																																	
ANT	5																																																																																																	
Pol.	Horizontal	Vertical																																																																																																
Peak Avg	<p style="text-align: right;">Date: 2024-09-17</p> <table border="1"> <thead> <tr> <th>Limit</th> <th>Read</th> <th>Ant</th> <th>Cable</th> <th>Preamp</th> <th>Apos</th> <th>TPos</th> <th>Remark</th> </tr> <tr> <th>Freq</th> <th>Level</th> <th>Line</th> <th>Margin</th> <th>Level</th> <th>Factor</th> <th>Loss</th> <th>Factor</th> </tr> <tr> <th>MHz</th> <th>dBuV/m</th> <th>dBuV/m</th> <th>dB</th> <th>dBuV</th> <th>dB/m</th> <th>dB</th> <th>dB</th> </tr> </thead> <tbody> <tr> <td>1</td> <td>11400.00</td> <td>47.99</td> <td>74.00</td> <td>-26.01</td> <td>44.21</td> <td>39.72</td> <td>14.78</td> <td>50.72</td> <td>---</td> <td>---</td> <td>Peak</td> </tr> <tr> <td>2</td> <td>17100.00</td> <td>47.66</td> <td>68.30</td> <td>-20.64</td> <td>39.47</td> <td>42.46</td> <td>17.53</td> <td>51.80</td> <td>---</td> <td>---</td> <td>Peak</td> </tr> </tbody> </table>	Limit	Read	Ant	Cable	Preamp	Apos	TPos	Remark	Freq	Level	Line	Margin	Level	Factor	Loss	Factor	MHz	dBuV/m	dBuV/m	dB	dBuV	dB/m	dB	dB	1	11400.00	47.99	74.00	-26.01	44.21	39.72	14.78	50.72	---	---	Peak	2	17100.00	47.66	68.30	-20.64	39.47	42.46	17.53	51.80	---	---	Peak	<p style="text-align: right;">Date: 2024-09-17</p> <table border="1"> <thead> <tr> <th>Limit</th> <th>Read</th> <th>Ant</th> <th>Cable</th> <th>Preamp</th> <th>Apos</th> <th>TPos</th> <th>Remark</th> </tr> <tr> <th>Freq</th> <th>Level</th> <th>Line</th> <th>Margin</th> <th>Level</th> <th>Factor</th> <th>Loss</th> <th>Factor</th> </tr> <tr> <th>MHz</th> <th>dBuV/m</th> <th>dBuV/m</th> <th>dB</th> <th>dBuV</th> <th>dB/m</th> <th>dB</th> <th>dB</th> </tr> </thead> <tbody> <tr> <td>1</td> <td>11400.00</td> <td>48.30</td> <td>74.00</td> <td>-25.70</td> <td>44.52</td> <td>39.72</td> <td>14.78</td> <td>50.72</td> <td>---</td> <td>---</td> <td>Peak</td> </tr> <tr> <td>2</td> <td>17100.00</td> <td>47.34</td> <td>68.30</td> <td>-20.96</td> <td>39.15</td> <td>42.46</td> <td>17.53</td> <td>51.80</td> <td>---</td> <td>---</td> <td>Peak</td> </tr> </tbody> </table>	Limit	Read	Ant	Cable	Preamp	Apos	TPos	Remark	Freq	Level	Line	Margin	Level	Factor	Loss	Factor	MHz	dBuV/m	dBuV/m	dB	dBuV	dB/m	dB	dB	1	11400.00	48.30	74.00	-25.70	44.52	39.72	14.78	50.72	---	---	Peak	2	17100.00	47.34	68.30	-20.96	39.15	42.46	17.53	51.80	---	---	Peak
	Limit	Read	Ant	Cable	Preamp	Apos	TPos	Remark																																																																																										
Freq	Level	Line	Margin	Level	Factor	Loss	Factor																																																																																											
MHz	dBuV/m	dBuV/m	dB	dBuV	dB/m	dB	dB																																																																																											
1	11400.00	47.99	74.00	-26.01	44.21	39.72	14.78	50.72	---	---	Peak																																																																																							
2	17100.00	47.66	68.30	-20.64	39.47	42.46	17.53	51.80	---	---	Peak																																																																																							
Limit	Read	Ant	Cable	Preamp	Apos	TPos	Remark																																																																																											
Freq	Level	Line	Margin	Level	Factor	Loss	Factor																																																																																											
MHz	dBuV/m	dBuV/m	dB	dBuV	dB/m	dB	dB																																																																																											
1	11400.00	48.30	74.00	-25.70	44.52	39.72	14.78	50.72	---	---	Peak																																																																																							
2	17100.00	47.34	68.30	-20.96	39.15	42.46	17.53	51.80	---	---	Peak																																																																																							



Mode	10																																																																																																	
	Harmonic																																																																																																	
	Straddle channels_5.47-5.725_802.11a_CH144_5720MHz																																																																																																	
ANT	5																																																																																																	
Pol.	Horizontal	Vertical																																																																																																
Peak Avg	<table border="1"> <thead> <tr> <th>Limit</th> <th>Read</th> <th>Ant</th> <th>Cable</th> <th>Preamp</th> <th>APos</th> <th>TPos</th> <th>Remark</th> </tr> <tr> <th>Freq</th> <th>Level</th> <th>Line</th> <th>Margin</th> <th>Level</th> <th>Factor</th> <th>Loss</th> <th>Factor</th> </tr> <tr> <th>MHz</th> <th>dBuV/m</th> <th>dBuV/m</th> <th>dB</th> <th>dBuV</th> <th>dB/m</th> <th>dB</th> <th>dB</th> </tr> </thead> <tbody> <tr> <td>1</td> <td>11440.00</td> <td>48.18</td> <td>74.00</td> <td>-25.82</td> <td>44.34</td> <td>39.75</td> <td>14.80</td> <td>50.71</td> <td>---</td> <td>---</td> <td>Peak</td> </tr> <tr> <td>2</td> <td>17160.00</td> <td>47.34</td> <td>68.30</td> <td>-20.96</td> <td>39.21</td> <td>42.44</td> <td>17.55</td> <td>51.86</td> <td>---</td> <td>---</td> <td>Peak</td> </tr> </tbody> </table>	Limit	Read	Ant	Cable	Preamp	APos	TPos	Remark	Freq	Level	Line	Margin	Level	Factor	Loss	Factor	MHz	dBuV/m	dBuV/m	dB	dBuV	dB/m	dB	dB	1	11440.00	48.18	74.00	-25.82	44.34	39.75	14.80	50.71	---	---	Peak	2	17160.00	47.34	68.30	-20.96	39.21	42.44	17.55	51.86	---	---	Peak	<table border="1"> <thead> <tr> <th>Limit</th> <th>Read</th> <th>Ant</th> <th>Cable</th> <th>Preamp</th> <th>APos</th> <th>TPos</th> <th>Remark</th> </tr> <tr> <th>Freq</th> <th>Level</th> <th>Line</th> <th>Margin</th> <th>Level</th> <th>Factor</th> <th>Loss</th> <th>Factor</th> </tr> <tr> <th>MHz</th> <th>dBuV/m</th> <th>dBuV/m</th> <th>dB</th> <th>dBuV</th> <th>dB/m</th> <th>dB</th> <th>dB</th> </tr> </thead> <tbody> <tr> <td>1</td> <td>11440.00</td> <td>46.51</td> <td>74.00</td> <td>-27.49</td> <td>42.67</td> <td>39.75</td> <td>14.80</td> <td>50.71</td> <td>---</td> <td>---</td> <td>Peak</td> </tr> <tr> <td>2</td> <td>17160.00</td> <td>47.77</td> <td>68.30</td> <td>-20.53</td> <td>39.64</td> <td>42.44</td> <td>17.55</td> <td>51.86</td> <td>---</td> <td>---</td> <td>Peak</td> </tr> </tbody> </table>	Limit	Read	Ant	Cable	Preamp	APos	TPos	Remark	Freq	Level	Line	Margin	Level	Factor	Loss	Factor	MHz	dBuV/m	dBuV/m	dB	dBuV	dB/m	dB	dB	1	11440.00	46.51	74.00	-27.49	42.67	39.75	14.80	50.71	---	---	Peak	2	17160.00	47.77	68.30	-20.53	39.64	42.44	17.55	51.86	---	---	Peak
	Limit	Read	Ant	Cable	Preamp	APos	TPos	Remark																																																																																										
Freq	Level	Line	Margin	Level	Factor	Loss	Factor																																																																																											
MHz	dBuV/m	dBuV/m	dB	dBuV	dB/m	dB	dB																																																																																											
1	11440.00	48.18	74.00	-25.82	44.34	39.75	14.80	50.71	---	---	Peak																																																																																							
2	17160.00	47.34	68.30	-20.96	39.21	42.44	17.55	51.86	---	---	Peak																																																																																							
Limit	Read	Ant	Cable	Preamp	APos	TPos	Remark																																																																																											
Freq	Level	Line	Margin	Level	Factor	Loss	Factor																																																																																											
MHz	dBuV/m	dBuV/m	dB	dBuV	dB/m	dB	dB																																																																																											
1	11440.00	46.51	74.00	-27.49	42.67	39.75	14.80	50.71	---	---	Peak																																																																																							
2	17160.00	47.77	68.30	-20.53	39.64	42.44	17.55	51.86	---	---	Peak																																																																																							



Mode	11																																																																															
	Band Edge																																																																															
	U-NII-1_5.15-5.25_802.11n HT20_CH36_5180MHz																																																																															
ANT	5																																																																															
Pol.	Horizontal	Fundamental																																																																														
Peak	<p style="text-align: right;">Date: 2024-09-21</p> <table border="1"> <thead> <tr> <th>Limit</th> <th>Margin</th> <th>Read</th> <th>Ant</th> <th>Cable</th> <th>Preamp</th> <th>APos</th> <th>TPos</th> <th>Remark</th> </tr> <tr> <th>Freq</th> <th>Level</th> <th>Line</th> <th>(dB)</th> <th>Level</th> <th>Factor</th> <th>Loss</th> <th>Factor</th> <th></th> </tr> <tr> <th>MHz</th> <th>dBuV/m</th> <th>dBuV/m</th> <th>dBuV</th> <th>dB/m</th> <th>dB</th> <th>dB</th> <th>cm</th> <th>deg</th> </tr> </thead> <tbody> <tr> <td>1</td> <td>5149.58</td> <td>64.71</td> <td>74.00</td> <td>-9.29</td> <td>50.53</td> <td>34.87</td> <td>11.09</td> <td>31.78</td> <td>171</td> <td>18</td> <td>PEAK</td> </tr> </tbody> </table>	Limit	Margin	Read	Ant	Cable	Preamp	APos	TPos	Remark	Freq	Level	Line	(dB)	Level	Factor	Loss	Factor		MHz	dBuV/m	dBuV/m	dBuV	dB/m	dB	dB	cm	deg	1	5149.58	64.71	74.00	-9.29	50.53	34.87	11.09	31.78	171	18	PEAK	<p style="text-align: right;">Date: 2024-09-21</p> <table border="1"> <thead> <tr> <th>Limit</th> <th>Margin</th> <th>Read</th> <th>Ant</th> <th>Cable</th> <th>Preamp</th> <th>APos</th> <th>TPos</th> <th>Remark</th> </tr> <tr> <th>Freq</th> <th>Level</th> <th>Line</th> <th>(dB)</th> <th>Level</th> <th>Factor</th> <th>Loss</th> <th>Factor</th> <th></th> </tr> <tr> <th>MHz</th> <th>dBuV/m</th> <th>dBuV/m</th> <th>dBuV</th> <th>dB/m</th> <th>dB</th> <th>dB</th> <th>cm</th> <th>deg</th> </tr> </thead> <tbody> <tr> <td>1</td> <td>5180.00</td> <td>105.72</td> <td>-----</td> <td>-----</td> <td>91.61</td> <td>34.86</td> <td>11.07</td> <td>31.82</td> <td>171</td> <td>18</td> <td>PEAK</td> </tr> </tbody> </table>	Limit	Margin	Read	Ant	Cable	Preamp	APos	TPos	Remark	Freq	Level	Line	(dB)	Level	Factor	Loss	Factor		MHz	dBuV/m	dBuV/m	dBuV	dB/m	dB	dB	cm	deg	1	5180.00	105.72	-----	-----	91.61	34.86	11.07	31.82	171	18	PEAK
	Limit	Margin	Read	Ant	Cable	Preamp	APos	TPos	Remark																																																																							
Freq	Level	Line	(dB)	Level	Factor	Loss	Factor																																																																									
MHz	dBuV/m	dBuV/m	dBuV	dB/m	dB	dB	cm	deg																																																																								
1	5149.58	64.71	74.00	-9.29	50.53	34.87	11.09	31.78	171	18	PEAK																																																																					
Limit	Margin	Read	Ant	Cable	Preamp	APos	TPos	Remark																																																																								
Freq	Level	Line	(dB)	Level	Factor	Loss	Factor																																																																									
MHz	dBuV/m	dBuV/m	dBuV	dB/m	dB	dB	cm	deg																																																																								
1	5180.00	105.72	-----	-----	91.61	34.86	11.07	31.82	171	18	PEAK																																																																					
Avg	<p style="text-align: right;">Date: 2024-09-21</p> <table border="1"> <thead> <tr> <th>Limit</th> <th>Margin</th> <th>Read</th> <th>Ant</th> <th>Cable</th> <th>Preamp</th> <th>APos</th> <th>TPos</th> <th>Remark</th> </tr> <tr> <th>Freq</th> <th>Level</th> <th>Line</th> <th>(dB)</th> <th>Level</th> <th>Factor</th> <th>Loss</th> <th>Factor</th> <th></th> </tr> <tr> <th>MHz</th> <th>dBuV/m</th> <th>dBuV/m</th> <th>dBuV</th> <th>dB/m</th> <th>dB</th> <th>dB</th> <th>cm</th> <th>deg</th> </tr> </thead> <tbody> <tr> <td>1</td> <td>5149.76</td> <td>50.23</td> <td>54.00</td> <td>-3.77</td> <td>36.05</td> <td>34.87</td> <td>11.09</td> <td>31.78</td> <td>171</td> <td>18</td> <td>AVERAGE</td> </tr> </tbody> </table>	Limit	Margin	Read	Ant	Cable	Preamp	APos	TPos	Remark	Freq	Level	Line	(dB)	Level	Factor	Loss	Factor		MHz	dBuV/m	dBuV/m	dBuV	dB/m	dB	dB	cm	deg	1	5149.76	50.23	54.00	-3.77	36.05	34.87	11.09	31.78	171	18	AVERAGE	<p style="text-align: right;">Date: 2024-09-21</p> <table border="1"> <thead> <tr> <th>Limit</th> <th>Margin</th> <th>Read</th> <th>Ant</th> <th>Cable</th> <th>Preamp</th> <th>APos</th> <th>TPos</th> <th>Remark</th> </tr> <tr> <th>Freq</th> <th>Level</th> <th>Line</th> <th>(dB)</th> <th>Level</th> <th>Factor</th> <th>Loss</th> <th>Factor</th> <th></th> </tr> <tr> <th>MHz</th> <th>dBuV/m</th> <th>dBuV/m</th> <th>dBuV</th> <th>dB/m</th> <th>dB</th> <th>dB</th> <th>cm</th> <th>deg</th> </tr> </thead> <tbody> <tr> <td>1</td> <td>5180.00</td> <td>99.01</td> <td>-----</td> <td>-----</td> <td>84.89</td> <td>34.86</td> <td>11.07</td> <td>31.81</td> <td>171</td> <td>18</td> <td>AVERAGE</td> </tr> </tbody> </table>	Limit	Margin	Read	Ant	Cable	Preamp	APos	TPos	Remark	Freq	Level	Line	(dB)	Level	Factor	Loss	Factor		MHz	dBuV/m	dBuV/m	dBuV	dB/m	dB	dB	cm	deg	1	5180.00	99.01	-----	-----	84.89	34.86	11.07	31.81	171	18	AVERAGE
Limit	Margin	Read	Ant	Cable	Preamp	APos	TPos	Remark																																																																								
Freq	Level	Line	(dB)	Level	Factor	Loss	Factor																																																																									
MHz	dBuV/m	dBuV/m	dBuV	dB/m	dB	dB	cm	deg																																																																								
1	5149.76	50.23	54.00	-3.77	36.05	34.87	11.09	31.78	171	18	AVERAGE																																																																					
Limit	Margin	Read	Ant	Cable	Preamp	APos	TPos	Remark																																																																								
Freq	Level	Line	(dB)	Level	Factor	Loss	Factor																																																																									
MHz	dBuV/m	dBuV/m	dBuV	dB/m	dB	dB	cm	deg																																																																								
1	5180.00	99.01	-----	-----	84.89	34.86	11.07	31.81	171	18	AVERAGE																																																																					



Mode	11																																																																																	
	Band Edge																																																																																	
	U-NII-1_5.15-5.25_802.11n HT20_CH36_5180MHz																																																																																	
ANT	5																																																																																	
Pol.	Vertical	Fundamental																																																																																
Peak	<table border="1"> <thead> <tr> <th>Limit</th> <th>Margin</th> <th>Read</th> <th>Ant</th> <th>Cable</th> <th>Preamp</th> <th>APos</th> <th>TPos</th> <th>Remark</th> </tr> <tr> <th>Freq</th> <th>Level</th> <th>Line</th> <th>(dB)</th> <th>Level</th> <th>Factor</th> <th>Loss</th> <th>Factor</th> <th></th> </tr> <tr> <th>MHz</th> <th>dBuV/m</th> <th>dBuV/m</th> <th>dB</th> <th>dBuV</th> <th>dB/m</th> <th>dB</th> <th>dB</th> <th>cm</th> <th>deg</th> </tr> </thead> <tbody> <tr> <td>1</td> <td>5149.76</td> <td>63.48</td> <td>74.00</td> <td>-10.52</td> <td>49.30</td> <td>34.87</td> <td>11.09</td> <td>31.78</td> <td>243</td> <td>80</td> <td>PEAK</td> </tr> </tbody> </table>	Limit	Margin	Read	Ant	Cable	Preamp	APos	TPos	Remark	Freq	Level	Line	(dB)	Level	Factor	Loss	Factor		MHz	dBuV/m	dBuV/m	dB	dBuV	dB/m	dB	dB	cm	deg	1	5149.76	63.48	74.00	-10.52	49.30	34.87	11.09	31.78	243	80	PEAK	<table border="1"> <thead> <tr> <th>Limit</th> <th>Margin</th> <th>Read</th> <th>Ant</th> <th>Cable</th> <th>Preamp</th> <th>APos</th> <th>TPos</th> <th>Remark</th> </tr> <tr> <th>Freq</th> <th>Level</th> <th>Line</th> <th>(dB)</th> <th>Level</th> <th>Factor</th> <th>Loss</th> <th>Factor</th> <th></th> </tr> <tr> <th>MHz</th> <th>dBuV/m</th> <th>dBuV/m</th> <th>dB</th> <th>dBuV</th> <th>dB/m</th> <th>dB</th> <th>dB</th> <th>cm</th> <th>deg</th> </tr> </thead> <tbody> <tr> <td>1</td> <td>5180.00</td> <td>104.89</td> <td>-----</td> <td>-----</td> <td>90.78</td> <td>34.86</td> <td>11.07</td> <td>31.82</td> <td>243</td> <td>80</td> <td>PEAK</td> </tr> </tbody> </table>	Limit	Margin	Read	Ant	Cable	Preamp	APos	TPos	Remark	Freq	Level	Line	(dB)	Level	Factor	Loss	Factor		MHz	dBuV/m	dBuV/m	dB	dBuV	dB/m	dB	dB	cm	deg	1	5180.00	104.89	-----	-----	90.78	34.86	11.07	31.82	243	80	PEAK
	Limit	Margin	Read	Ant	Cable	Preamp	APos	TPos	Remark																																																																									
Freq	Level	Line	(dB)	Level	Factor	Loss	Factor																																																																											
MHz	dBuV/m	dBuV/m	dB	dBuV	dB/m	dB	dB	cm	deg																																																																									
1	5149.76	63.48	74.00	-10.52	49.30	34.87	11.09	31.78	243	80	PEAK																																																																							
Limit	Margin	Read	Ant	Cable	Preamp	APos	TPos	Remark																																																																										
Freq	Level	Line	(dB)	Level	Factor	Loss	Factor																																																																											
MHz	dBuV/m	dBuV/m	dB	dBuV	dB/m	dB	dB	cm	deg																																																																									
1	5180.00	104.89	-----	-----	90.78	34.86	11.07	31.82	243	80	PEAK																																																																							
Avg	<table border="1"> <thead> <tr> <th>Limit</th> <th>Margin</th> <th>Read</th> <th>Ant</th> <th>Cable</th> <th>Preamp</th> <th>APos</th> <th>TPos</th> <th>Remark</th> </tr> <tr> <th>Freq</th> <th>Level</th> <th>Line</th> <th>(dB)</th> <th>Level</th> <th>Factor</th> <th>Loss</th> <th>Factor</th> <th></th> </tr> <tr> <th>MHz</th> <th>dBuV/m</th> <th>dBuV/m</th> <th>dB</th> <th>dBuV</th> <th>dB/m</th> <th>dB</th> <th>dB</th> <th>cm</th> <th>deg</th> </tr> </thead> <tbody> <tr> <td>1</td> <td>5149.76</td> <td>49.23</td> <td>54.00</td> <td>-4.77</td> <td>35.05</td> <td>34.87</td> <td>11.09</td> <td>31.78</td> <td>243</td> <td>80</td> <td>AVERAGE</td> </tr> </tbody> </table>	Limit	Margin	Read	Ant	Cable	Preamp	APos	TPos	Remark	Freq	Level	Line	(dB)	Level	Factor	Loss	Factor		MHz	dBuV/m	dBuV/m	dB	dBuV	dB/m	dB	dB	cm	deg	1	5149.76	49.23	54.00	-4.77	35.05	34.87	11.09	31.78	243	80	AVERAGE	<table border="1"> <thead> <tr> <th>Limit</th> <th>Margin</th> <th>Read</th> <th>Ant</th> <th>Cable</th> <th>Preamp</th> <th>APos</th> <th>TPos</th> <th>Remark</th> </tr> <tr> <th>Freq</th> <th>Level</th> <th>Line</th> <th>(dB)</th> <th>Level</th> <th>Factor</th> <th>Loss</th> <th>Factor</th> <th></th> </tr> <tr> <th>MHz</th> <th>dBuV/m</th> <th>dBuV/m</th> <th>dB</th> <th>dBuV</th> <th>dB/m</th> <th>dB</th> <th>dB</th> <th>cm</th> <th>deg</th> </tr> </thead> <tbody> <tr> <td>1</td> <td>5180.00</td> <td>98.19</td> <td>-----</td> <td>-----</td> <td>84.07</td> <td>34.86</td> <td>11.07</td> <td>31.81</td> <td>243</td> <td>80</td> <td>AVERAGE</td> </tr> </tbody> </table>	Limit	Margin	Read	Ant	Cable	Preamp	APos	TPos	Remark	Freq	Level	Line	(dB)	Level	Factor	Loss	Factor		MHz	dBuV/m	dBuV/m	dB	dBuV	dB/m	dB	dB	cm	deg	1	5180.00	98.19	-----	-----	84.07	34.86	11.07	31.81	243	80	AVERAGE
Limit	Margin	Read	Ant	Cable	Preamp	APos	TPos	Remark																																																																										
Freq	Level	Line	(dB)	Level	Factor	Loss	Factor																																																																											
MHz	dBuV/m	dBuV/m	dB	dBuV	dB/m	dB	dB	cm	deg																																																																									
1	5149.76	49.23	54.00	-4.77	35.05	34.87	11.09	31.78	243	80	AVERAGE																																																																							
Limit	Margin	Read	Ant	Cable	Preamp	APos	TPos	Remark																																																																										
Freq	Level	Line	(dB)	Level	Factor	Loss	Factor																																																																											
MHz	dBuV/m	dBuV/m	dB	dBuV	dB/m	dB	dB	cm	deg																																																																									
1	5180.00	98.19	-----	-----	84.07	34.86	11.07	31.81	243	80	AVERAGE																																																																							



Mode	11																																																																																																
	Harmonic																																																																																																
	U-NII-1_5.15-5.25_802.11n HT20_CH36_5180MHz																																																																																																
ANT	5																																																																																																
Pol.	Horizontal	Vertical																																																																																															
Peak Avg	<p>Date: 2024-09-17</p>	<p>Date: 2024-09-17</p>																																																																																															
	<table border="1"> <thead> <tr> <th>Limit</th> <th>Read</th> <th>Ant</th> <th>Cable</th> <th>Preamp</th> <th>Apos</th> <th>TPos</th> <th>Remark</th> </tr> <tr> <th>Freq</th> <th>Level</th> <th>Line</th> <th>Margin</th> <th>Level</th> <th>Factor</th> <th>Loss</th> <th>Factor</th> </tr> <tr> <th>MHz</th> <th>dBuV/m</th> <th>dBuV/m</th> <th>dB</th> <th>dBuV</th> <th>dB/m</th> <th>dB</th> <th>dB</th> </tr> </thead> <tbody> <tr> <td>1</td> <td>10360.00</td> <td>48.40</td> <td>68.30</td> <td>-19.90</td> <td>45.58</td> <td>39.44</td> <td>14.15</td> <td>50.77</td> <td>---</td> <td>---</td> <td>Peak</td> </tr> <tr> <td>2</td> <td>15540.00</td> <td>46.35</td> <td>74.00</td> <td>-27.65</td> <td>39.11</td> <td>41.82</td> <td>16.85</td> <td>51.43</td> <td>---</td> <td>---</td> <td>Peak</td> </tr> </tbody> </table>	Limit	Read	Ant	Cable	Preamp	Apos	TPos	Remark	Freq	Level	Line	Margin	Level	Factor	Loss	Factor	MHz	dBuV/m	dBuV/m	dB	dBuV	dB/m	dB	dB	1	10360.00	48.40	68.30	-19.90	45.58	39.44	14.15	50.77	---	---	Peak	2	15540.00	46.35	74.00	-27.65	39.11	41.82	16.85	51.43	---	---	Peak	<table border="1"> <thead> <tr> <th>Limit</th> <th>Read</th> <th>Ant</th> <th>Cable</th> <th>Preamp</th> <th>Apos</th> <th>TPos</th> <th>Remark</th> </tr> <tr> <th>Freq</th> <th>Level</th> <th>Line</th> <th>Margin</th> <th>Level</th> <th>Factor</th> <th>Loss</th> <th>Factor</th> </tr> <tr> <th>MHz</th> <th>dBuV/m</th> <th>dBuV/m</th> <th>dB</th> <th>dBuV</th> <th>dB/m</th> <th>dB</th> <th>dB</th> </tr> </thead> <tbody> <tr> <td>1</td> <td>10360.00</td> <td>48.20</td> <td>68.30</td> <td>-20.10</td> <td>45.38</td> <td>39.44</td> <td>14.15</td> <td>50.77</td> <td>---</td> <td>---</td> <td>Peak</td> </tr> <tr> <td>2</td> <td>15540.00</td> <td>47.90</td> <td>74.00</td> <td>-26.10</td> <td>40.66</td> <td>41.82</td> <td>16.85</td> <td>51.43</td> <td>---</td> <td>---</td> <td>Peak</td> </tr> </tbody> </table>	Limit	Read	Ant	Cable	Preamp	Apos	TPos	Remark	Freq	Level	Line	Margin	Level	Factor	Loss	Factor	MHz	dBuV/m	dBuV/m	dB	dBuV	dB/m	dB	dB	1	10360.00	48.20	68.30	-20.10	45.38	39.44	14.15	50.77	---	---	Peak	2	15540.00	47.90	74.00	-26.10	40.66	41.82	16.85	51.43	---	---
Limit	Read	Ant	Cable	Preamp	Apos	TPos	Remark																																																																																										
Freq	Level	Line	Margin	Level	Factor	Loss	Factor																																																																																										
MHz	dBuV/m	dBuV/m	dB	dBuV	dB/m	dB	dB																																																																																										
1	10360.00	48.40	68.30	-19.90	45.58	39.44	14.15	50.77	---	---	Peak																																																																																						
2	15540.00	46.35	74.00	-27.65	39.11	41.82	16.85	51.43	---	---	Peak																																																																																						
Limit	Read	Ant	Cable	Preamp	Apos	TPos	Remark																																																																																										
Freq	Level	Line	Margin	Level	Factor	Loss	Factor																																																																																										
MHz	dBuV/m	dBuV/m	dB	dBuV	dB/m	dB	dB																																																																																										
1	10360.00	48.20	68.30	-20.10	45.38	39.44	14.15	50.77	---	---	Peak																																																																																						
2	15540.00	47.90	74.00	-26.10	40.66	41.82	16.85	51.43	---	---	Peak																																																																																						



Mode	12																																																																																																
	Harmonic																																																																																																
	U-NII-1_5.15-5.25_802.11n HT20_CH44_5220MHz																																																																																																
ANT	5																																																																																																
Pol.	Horizontal	Vertical																																																																																															
Peak Avg																																																																																																	
	<table border="1"> <thead> <tr> <th>Limit</th> <th>Read</th> <th>Ant</th> <th>Cable</th> <th>Preamp</th> <th>Apos</th> <th>TPos</th> <th>Remark</th> </tr> <tr> <th>Freq</th> <th>Level</th> <th>Line</th> <th>Margin</th> <th>Level</th> <th>Factor</th> <th>Loss</th> <th>Factor</th> </tr> <tr> <th>MHz</th> <th>dBuV/m</th> <th>dBuV/m</th> <th>dB</th> <th>dBuV</th> <th>dB/m</th> <th>dB</th> <th>dB</th> </tr> </thead> <tbody> <tr> <td>1</td> <td>10440.00</td> <td>48.13</td> <td>68.30</td> <td>-20.17</td> <td>45.24</td> <td>39.48</td> <td>14.20</td> <td>50.79</td> <td>---</td> <td>---</td> <td>Peak</td> </tr> <tr> <td>2</td> <td>15660.00</td> <td>48.20</td> <td>74.00</td> <td>-25.80</td> <td>40.89</td> <td>41.90</td> <td>16.94</td> <td>51.53</td> <td>---</td> <td>---</td> <td>Peak</td> </tr> </tbody> </table>	Limit	Read	Ant	Cable	Preamp	Apos	TPos	Remark	Freq	Level	Line	Margin	Level	Factor	Loss	Factor	MHz	dBuV/m	dBuV/m	dB	dBuV	dB/m	dB	dB	1	10440.00	48.13	68.30	-20.17	45.24	39.48	14.20	50.79	---	---	Peak	2	15660.00	48.20	74.00	-25.80	40.89	41.90	16.94	51.53	---	---	Peak	<table border="1"> <thead> <tr> <th>Limit</th> <th>Read</th> <th>Ant</th> <th>Cable</th> <th>Preamp</th> <th>Apos</th> <th>TPos</th> <th>Remark</th> </tr> <tr> <th>Freq</th> <th>Level</th> <th>Line</th> <th>Margin</th> <th>Level</th> <th>Factor</th> <th>Loss</th> <th>Factor</th> </tr> <tr> <th>MHz</th> <th>dBuV/m</th> <th>dBuV/m</th> <th>dB</th> <th>dBuV</th> <th>dB/m</th> <th>dB</th> <th>dB</th> </tr> </thead> <tbody> <tr> <td>1</td> <td>10440.00</td> <td>48.12</td> <td>68.30</td> <td>-20.18</td> <td>45.23</td> <td>39.48</td> <td>14.20</td> <td>50.79</td> <td>---</td> <td>---</td> <td>Peak</td> </tr> <tr> <td>2</td> <td>15660.00</td> <td>48.61</td> <td>74.00</td> <td>-25.39</td> <td>41.30</td> <td>41.90</td> <td>16.94</td> <td>51.53</td> <td>---</td> <td>---</td> <td>Peak</td> </tr> </tbody> </table>	Limit	Read	Ant	Cable	Preamp	Apos	TPos	Remark	Freq	Level	Line	Margin	Level	Factor	Loss	Factor	MHz	dBuV/m	dBuV/m	dB	dBuV	dB/m	dB	dB	1	10440.00	48.12	68.30	-20.18	45.23	39.48	14.20	50.79	---	---	Peak	2	15660.00	48.61	74.00	-25.39	41.30	41.90	16.94	51.53	---	---
Limit	Read	Ant	Cable	Preamp	Apos	TPos	Remark																																																																																										
Freq	Level	Line	Margin	Level	Factor	Loss	Factor																																																																																										
MHz	dBuV/m	dBuV/m	dB	dBuV	dB/m	dB	dB																																																																																										
1	10440.00	48.13	68.30	-20.17	45.24	39.48	14.20	50.79	---	---	Peak																																																																																						
2	15660.00	48.20	74.00	-25.80	40.89	41.90	16.94	51.53	---	---	Peak																																																																																						
Limit	Read	Ant	Cable	Preamp	Apos	TPos	Remark																																																																																										
Freq	Level	Line	Margin	Level	Factor	Loss	Factor																																																																																										
MHz	dBuV/m	dBuV/m	dB	dBuV	dB/m	dB	dB																																																																																										
1	10440.00	48.12	68.30	-20.18	45.23	39.48	14.20	50.79	---	---	Peak																																																																																						
2	15660.00	48.61	74.00	-25.39	41.30	41.90	16.94	51.53	---	---	Peak																																																																																						



Mode	13																																																																																																
	Harmonic																																																																																																
	U-NII-1_5.15-5.25_802.11n HT20_CH48_5240MHz																																																																																																
ANT	5																																																																																																
Pol.	Horizontal	Vertical																																																																																															
Peak Avg	<p>Date: 2024-09-17</p>	<p>Date: 2024-09-17</p>																																																																																															
	<table border="1"> <thead> <tr> <th>Limit</th> <th>Read</th> <th>Ant</th> <th>Cable</th> <th>Preamp</th> <th>Apos</th> <th>TPos</th> <th>Remark</th> </tr> <tr> <th>Freq</th> <th>Level</th> <th>Line</th> <th>Margin</th> <th>Level</th> <th>Factor</th> <th>Loss</th> <th>Factor</th> </tr> <tr> <th>MHz</th> <th>dBuV/m</th> <th>dBuV/m</th> <th>dB</th> <th>dBuV</th> <th>dB/m</th> <th>dB</th> <th>dB</th> </tr> </thead> <tbody> <tr> <td>1</td> <td>10480.00</td> <td>47.74</td> <td>68.30</td> <td>-20.56</td> <td>44.82</td> <td>39.49</td> <td>14.23</td> <td>50.80</td> <td>---</td> <td>---</td> <td>Peak</td> </tr> <tr> <td>2</td> <td>15720.00</td> <td>47.81</td> <td>74.00</td> <td>-26.19</td> <td>40.47</td> <td>41.93</td> <td>16.99</td> <td>51.58</td> <td>---</td> <td>---</td> <td>Peak</td> </tr> </tbody> </table>	Limit	Read	Ant	Cable	Preamp	Apos	TPos	Remark	Freq	Level	Line	Margin	Level	Factor	Loss	Factor	MHz	dBuV/m	dBuV/m	dB	dBuV	dB/m	dB	dB	1	10480.00	47.74	68.30	-20.56	44.82	39.49	14.23	50.80	---	---	Peak	2	15720.00	47.81	74.00	-26.19	40.47	41.93	16.99	51.58	---	---	Peak	<table border="1"> <thead> <tr> <th>Limit</th> <th>Read</th> <th>Ant</th> <th>Cable</th> <th>Preamp</th> <th>Apos</th> <th>TPos</th> <th>Remark</th> </tr> <tr> <th>Freq</th> <th>Level</th> <th>Line</th> <th>Margin</th> <th>Level</th> <th>Factor</th> <th>Loss</th> <th>Factor</th> </tr> <tr> <th>MHz</th> <th>dBuV/m</th> <th>dBuV/m</th> <th>dB</th> <th>dBuV</th> <th>dB/m</th> <th>dB</th> <th>dB</th> </tr> </thead> <tbody> <tr> <td>1</td> <td>10480.00</td> <td>47.72</td> <td>68.30</td> <td>-20.58</td> <td>44.80</td> <td>39.49</td> <td>14.23</td> <td>50.80</td> <td>---</td> <td>---</td> <td>Peak</td> </tr> <tr> <td>2</td> <td>15720.00</td> <td>47.79</td> <td>74.00</td> <td>-26.21</td> <td>40.45</td> <td>41.93</td> <td>16.99</td> <td>51.58</td> <td>---</td> <td>---</td> <td>Peak</td> </tr> </tbody> </table>	Limit	Read	Ant	Cable	Preamp	Apos	TPos	Remark	Freq	Level	Line	Margin	Level	Factor	Loss	Factor	MHz	dBuV/m	dBuV/m	dB	dBuV	dB/m	dB	dB	1	10480.00	47.72	68.30	-20.58	44.80	39.49	14.23	50.80	---	---	Peak	2	15720.00	47.79	74.00	-26.21	40.45	41.93	16.99	51.58	---	---
Limit	Read	Ant	Cable	Preamp	Apos	TPos	Remark																																																																																										
Freq	Level	Line	Margin	Level	Factor	Loss	Factor																																																																																										
MHz	dBuV/m	dBuV/m	dB	dBuV	dB/m	dB	dB																																																																																										
1	10480.00	47.74	68.30	-20.56	44.82	39.49	14.23	50.80	---	---	Peak																																																																																						
2	15720.00	47.81	74.00	-26.19	40.47	41.93	16.99	51.58	---	---	Peak																																																																																						
Limit	Read	Ant	Cable	Preamp	Apos	TPos	Remark																																																																																										
Freq	Level	Line	Margin	Level	Factor	Loss	Factor																																																																																										
MHz	dBuV/m	dBuV/m	dB	dBuV	dB/m	dB	dB																																																																																										
1	10480.00	47.72	68.30	-20.58	44.80	39.49	14.23	50.80	---	---	Peak																																																																																						
2	15720.00	47.79	74.00	-26.21	40.45	41.93	16.99	51.58	---	---	Peak																																																																																						

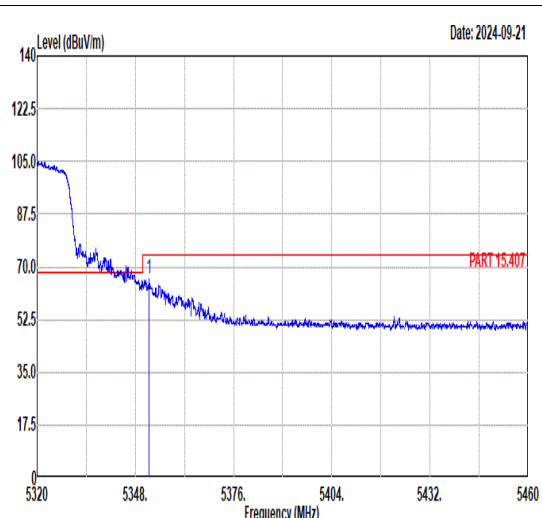
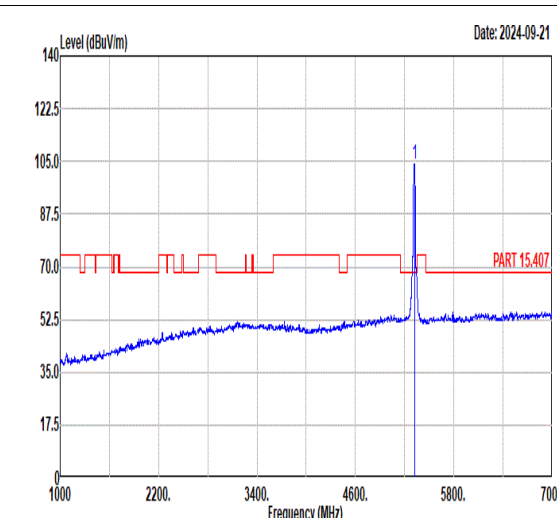
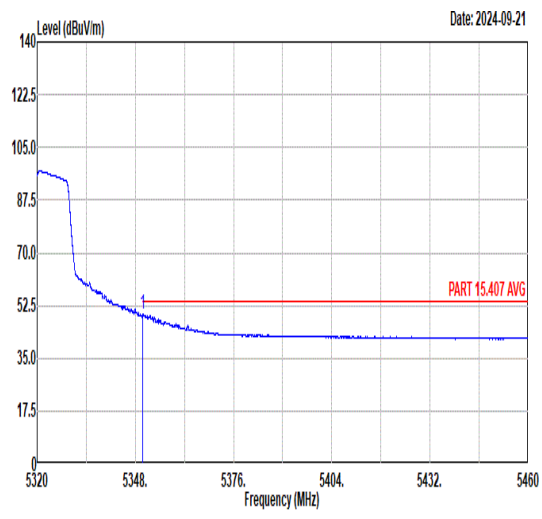
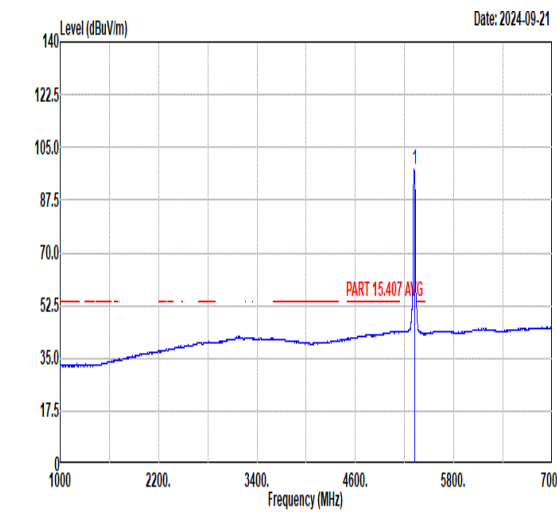


Mode	14																																																																																																				
	Harmonic																																																																																																				
	U-NII-2A_5.25-5.35_802.11n HT20_CH52_5280MHz																																																																																																				
ANT	5																																																																																																				
Pol.	Horizontal	Vertical																																																																																																			
Peak Avg																																																																																																					
	<table border="1"> <thead> <tr> <th></th> <th>Limit</th> <th>Read</th> <th>Ant</th> <th>Cable</th> <th>Preamp</th> <th>Apos</th> <th>TPos</th> <th></th> </tr> <tr> <th>Freq</th> <th>Level</th> <th>Line</th> <th>Margin</th> <th>Level</th> <th>Factor</th> <th>Loss</th> <th>Factor</th> <th>Remark</th> </tr> <tr> <th>MHz</th> <th>dBuV/m</th> <th>dBuV/m</th> <th>dB</th> <th>dBuV</th> <th>dB/m</th> <th>dB</th> <th>dB</th> <th>cm</th> <th>deg</th> </tr> </thead> <tbody> <tr> <td>1 10520.00</td> <td>49.22</td> <td>68.30</td> <td>-19.08</td> <td>46.27</td> <td>39.50</td> <td>14.25</td> <td>50.80</td> <td>---</td> <td>---</td> <td>Peak</td> </tr> <tr> <td>2 15780.00</td> <td>47.62</td> <td>74.00</td> <td>-26.38</td> <td>40.24</td> <td>41.97</td> <td>17.04</td> <td>51.63</td> <td>---</td> <td>---</td> <td>Peak</td> </tr> </tbody> </table>		Limit	Read	Ant	Cable	Preamp	Apos	TPos		Freq	Level	Line	Margin	Level	Factor	Loss	Factor	Remark	MHz	dBuV/m	dBuV/m	dB	dBuV	dB/m	dB	dB	cm	deg	1 10520.00	49.22	68.30	-19.08	46.27	39.50	14.25	50.80	---	---	Peak	2 15780.00	47.62	74.00	-26.38	40.24	41.97	17.04	51.63	---	---	Peak	<table border="1"> <thead> <tr> <th></th> <th>Limit</th> <th>Read</th> <th>Ant</th> <th>Cable</th> <th>Preamp</th> <th>Apos</th> <th>TPos</th> <th></th> </tr> <tr> <th>Freq</th> <th>Level</th> <th>Line</th> <th>Margin</th> <th>Level</th> <th>Factor</th> <th>Loss</th> <th>Factor</th> <th>Remark</th> </tr> <tr> <th>MHz</th> <th>dBuV/m</th> <th>dBuV/m</th> <th>dB</th> <th>dBuV</th> <th>dB/m</th> <th>dB</th> <th>dB</th> <th>cm</th> <th>deg</th> </tr> </thead> <tbody> <tr> <td>1 10520.00</td> <td>48.60</td> <td>68.30</td> <td>-19.70</td> <td>45.65</td> <td>39.50</td> <td>14.25</td> <td>50.80</td> <td>---</td> <td>---</td> <td>Peak</td> </tr> <tr> <td>2 15780.00</td> <td>48.20</td> <td>74.00</td> <td>-25.80</td> <td>40.82</td> <td>41.97</td> <td>17.04</td> <td>51.63</td> <td>---</td> <td>---</td> <td>Peak</td> </tr> </tbody> </table>		Limit	Read	Ant	Cable	Preamp	Apos	TPos		Freq	Level	Line	Margin	Level	Factor	Loss	Factor	Remark	MHz	dBuV/m	dBuV/m	dB	dBuV	dB/m	dB	dB	cm	deg	1 10520.00	48.60	68.30	-19.70	45.65	39.50	14.25	50.80	---	---	Peak	2 15780.00	48.20	74.00	-25.80	40.82	41.97	17.04	51.63	---	---
	Limit	Read	Ant	Cable	Preamp	Apos	TPos																																																																																														
Freq	Level	Line	Margin	Level	Factor	Loss	Factor	Remark																																																																																													
MHz	dBuV/m	dBuV/m	dB	dBuV	dB/m	dB	dB	cm	deg																																																																																												
1 10520.00	49.22	68.30	-19.08	46.27	39.50	14.25	50.80	---	---	Peak																																																																																											
2 15780.00	47.62	74.00	-26.38	40.24	41.97	17.04	51.63	---	---	Peak																																																																																											
	Limit	Read	Ant	Cable	Preamp	Apos	TPos																																																																																														
Freq	Level	Line	Margin	Level	Factor	Loss	Factor	Remark																																																																																													
MHz	dBuV/m	dBuV/m	dB	dBuV	dB/m	dB	dB	cm	deg																																																																																												
1 10520.00	48.60	68.30	-19.70	45.65	39.50	14.25	50.80	---	---	Peak																																																																																											
2 15780.00	48.20	74.00	-25.80	40.82	41.97	17.04	51.63	---	---	Peak																																																																																											



Mode	15																																																																																																
	Harmonic																																																																																																
	U-NII-2A_5.25-5.35_802.11n HT20_CH60_5300MHz																																																																																																
ANT	5																																																																																																
Pol.	Horizontal	Vertical																																																																																															
Peak Avg	<p>Date: 2024-09-17</p>	<p>Date: 2024-09-17</p>																																																																																															
	<table border="1"> <thead> <tr> <th>Limit</th> <th>Read</th> <th>Ant</th> <th>Cable</th> <th>Preamp</th> <th>Apos</th> <th>TPos</th> <th>Remark</th> </tr> <tr> <th>Freq</th> <th>Level</th> <th>Line</th> <th>Margin</th> <th>Level</th> <th>Factor</th> <th>Loss</th> <th>Factor</th> </tr> <tr> <th>MHz</th> <th>dBuV/m</th> <th>dBuV/m</th> <th>dB</th> <th>dBuV</th> <th>dB/m</th> <th>dB</th> <th>dB</th> </tr> </thead> <tbody> <tr> <td>1</td> <td>10600.00</td> <td>47.95</td> <td>74.00</td> <td>-26.05</td> <td>44.97</td> <td>39.48</td> <td>14.30</td> <td>50.80</td> <td>---</td> <td>---</td> <td>Peak</td> </tr> <tr> <td>2</td> <td>15900.00</td> <td>47.65</td> <td>74.00</td> <td>-26.35</td> <td>40.19</td> <td>42.04</td> <td>17.14</td> <td>51.72</td> <td>---</td> <td>---</td> <td>Peak</td> </tr> </tbody> </table>	Limit	Read	Ant	Cable	Preamp	Apos	TPos	Remark	Freq	Level	Line	Margin	Level	Factor	Loss	Factor	MHz	dBuV/m	dBuV/m	dB	dBuV	dB/m	dB	dB	1	10600.00	47.95	74.00	-26.05	44.97	39.48	14.30	50.80	---	---	Peak	2	15900.00	47.65	74.00	-26.35	40.19	42.04	17.14	51.72	---	---	Peak	<table border="1"> <thead> <tr> <th>Limit</th> <th>Read</th> <th>Ant</th> <th>Cable</th> <th>Preamp</th> <th>Apos</th> <th>TPos</th> <th>Remark</th> </tr> <tr> <th>Freq</th> <th>Level</th> <th>Line</th> <th>Margin</th> <th>Level</th> <th>Factor</th> <th>Loss</th> <th>Factor</th> </tr> <tr> <th>MHz</th> <th>dBuV/m</th> <th>dBuV/m</th> <th>dB</th> <th>dBuV</th> <th>dB/m</th> <th>dB</th> <th>dB</th> </tr> </thead> <tbody> <tr> <td>1</td> <td>10600.00</td> <td>48.85</td> <td>74.00</td> <td>-25.15</td> <td>45.87</td> <td>39.48</td> <td>14.30</td> <td>50.80</td> <td>---</td> <td>---</td> <td>Peak</td> </tr> <tr> <td>2</td> <td>15900.00</td> <td>47.32</td> <td>74.00</td> <td>-26.68</td> <td>39.86</td> <td>42.04</td> <td>17.14</td> <td>51.72</td> <td>---</td> <td>---</td> <td>Peak</td> </tr> </tbody> </table>	Limit	Read	Ant	Cable	Preamp	Apos	TPos	Remark	Freq	Level	Line	Margin	Level	Factor	Loss	Factor	MHz	dBuV/m	dBuV/m	dB	dBuV	dB/m	dB	dB	1	10600.00	48.85	74.00	-25.15	45.87	39.48	14.30	50.80	---	---	Peak	2	15900.00	47.32	74.00	-26.68	39.86	42.04	17.14	51.72	---	---
Limit	Read	Ant	Cable	Preamp	Apos	TPos	Remark																																																																																										
Freq	Level	Line	Margin	Level	Factor	Loss	Factor																																																																																										
MHz	dBuV/m	dBuV/m	dB	dBuV	dB/m	dB	dB																																																																																										
1	10600.00	47.95	74.00	-26.05	44.97	39.48	14.30	50.80	---	---	Peak																																																																																						
2	15900.00	47.65	74.00	-26.35	40.19	42.04	17.14	51.72	---	---	Peak																																																																																						
Limit	Read	Ant	Cable	Preamp	Apos	TPos	Remark																																																																																										
Freq	Level	Line	Margin	Level	Factor	Loss	Factor																																																																																										
MHz	dBuV/m	dBuV/m	dB	dBuV	dB/m	dB	dB																																																																																										
1	10600.00	48.85	74.00	-25.15	45.87	39.48	14.30	50.80	---	---	Peak																																																																																						
2	15900.00	47.32	74.00	-26.68	39.86	42.04	17.14	51.72	---	---	Peak																																																																																						



Mode	16																																																																															
	Band Edge																																																																															
	U-NII-2A_5.25-5.35_802.11n HT20_CH64_5320MHz																																																																															
ANT	5																																																																															
Pol.	Horizontal	Fundamental																																																																														
Peak	 <p>Date: 2024-09-21</p> <table border="1"> <thead> <tr> <th>Limit</th> <th>Margin</th> <th>Read</th> <th>Ant</th> <th>Cable</th> <th>Preamp</th> <th>APos</th> <th>TPos</th> <th>Remark</th> </tr> <tr> <th>Freq</th> <th>Level</th> <th>Line</th> <th>(dB)</th> <th>Level</th> <th>Factor</th> <th>Loss</th> <th>Factor</th> <th></th> </tr> <tr> <th>MHz</th> <th>dBuV/m</th> <th>dBuV/m</th> <th>dB</th> <th>dBuV</th> <th>dB/m</th> <th>dB</th> <th>dB</th> <th>cm</th> <th>deg</th> </tr> </thead> <tbody> <tr> <td>1</td> <td>5351.85</td> <td>65.83</td> <td>74.00</td> <td>-8.17</td> <td>52.09</td> <td>34.83</td> <td>10.94</td> <td>32.03</td> <td>174</td> <td>17 PEAK</td> </tr> </tbody> </table>	Limit	Margin	Read	Ant	Cable	Preamp	APos	TPos	Remark	Freq	Level	Line	(dB)	Level	Factor	Loss	Factor		MHz	dBuV/m	dBuV/m	dB	dBuV	dB/m	dB	dB	cm	deg	1	5351.85	65.83	74.00	-8.17	52.09	34.83	10.94	32.03	174	17 PEAK	 <p>Date: 2024-09-21</p> <table border="1"> <thead> <tr> <th>Limit</th> <th>Margin</th> <th>Read</th> <th>Ant</th> <th>Cable</th> <th>Preamp</th> <th>APos</th> <th>TPos</th> <th>Remark</th> </tr> <tr> <th>Freq</th> <th>Level</th> <th>Line</th> <th>(dB)</th> <th>Level</th> <th>Factor</th> <th>Loss</th> <th>Factor</th> <th></th> </tr> <tr> <th>MHz</th> <th>dBuV/m</th> <th>dBuV/m</th> <th>dB</th> <th>dBuV</th> <th>dB/m</th> <th>dB</th> <th>dB</th> <th>cm</th> <th>deg</th> </tr> </thead> <tbody> <tr> <td>1</td> <td>5320.00</td> <td>104.17</td> <td>-----</td> <td>-----</td> <td>90.35</td> <td>34.84</td> <td>10.97</td> <td>31.99</td> <td>174</td> <td>17 PEAK</td> </tr> </tbody> </table>	Limit	Margin	Read	Ant	Cable	Preamp	APos	TPos	Remark	Freq	Level	Line	(dB)	Level	Factor	Loss	Factor		MHz	dBuV/m	dBuV/m	dB	dBuV	dB/m	dB	dB	cm	deg	1	5320.00	104.17	-----	-----	90.35	34.84	10.97	31.99	174	17 PEAK
	Limit	Margin	Read	Ant	Cable	Preamp	APos	TPos	Remark																																																																							
Freq	Level	Line	(dB)	Level	Factor	Loss	Factor																																																																									
MHz	dBuV/m	dBuV/m	dB	dBuV	dB/m	dB	dB	cm	deg																																																																							
1	5351.85	65.83	74.00	-8.17	52.09	34.83	10.94	32.03	174	17 PEAK																																																																						
Limit	Margin	Read	Ant	Cable	Preamp	APos	TPos	Remark																																																																								
Freq	Level	Line	(dB)	Level	Factor	Loss	Factor																																																																									
MHz	dBuV/m	dBuV/m	dB	dBuV	dB/m	dB	dB	cm	deg																																																																							
1	5320.00	104.17	-----	-----	90.35	34.84	10.97	31.99	174	17 PEAK																																																																						
Avg	 <p>Date: 2024-09-21</p> <table border="1"> <thead> <tr> <th>Limit</th> <th>Margin</th> <th>Read</th> <th>Ant</th> <th>Cable</th> <th>Preamp</th> <th>APos</th> <th>TPos</th> <th>Remark</th> </tr> <tr> <th>Freq</th> <th>Level</th> <th>Line</th> <th>(dB)</th> <th>Level</th> <th>Factor</th> <th>Loss</th> <th>Factor</th> <th></th> </tr> <tr> <th>MHz</th> <th>dBuV/m</th> <th>dBuV/m</th> <th>dB</th> <th>dBuV</th> <th>dB/m</th> <th>dB</th> <th>dB</th> <th>cm</th> <th>deg</th> </tr> </thead> <tbody> <tr> <td>1</td> <td>5350.17</td> <td>49.47</td> <td>54.00</td> <td>-4.53</td> <td>35.73</td> <td>34.83</td> <td>10.94</td> <td>32.03</td> <td>174</td> <td>17 AVERAGE</td> </tr> </tbody> </table>	Limit	Margin	Read	Ant	Cable	Preamp	APos	TPos	Remark	Freq	Level	Line	(dB)	Level	Factor	Loss	Factor		MHz	dBuV/m	dBuV/m	dB	dBuV	dB/m	dB	dB	cm	deg	1	5350.17	49.47	54.00	-4.53	35.73	34.83	10.94	32.03	174	17 AVERAGE	 <p>Date: 2024-09-21</p> <table border="1"> <thead> <tr> <th>Limit</th> <th>Margin</th> <th>Read</th> <th>Ant</th> <th>Cable</th> <th>Preamp</th> <th>APos</th> <th>TPos</th> <th>Remark</th> </tr> <tr> <th>Freq</th> <th>Level</th> <th>Line</th> <th>(dB)</th> <th>Level</th> <th>Factor</th> <th>Loss</th> <th>Factor</th> <th></th> </tr> <tr> <th>MHz</th> <th>dBuV/m</th> <th>dBuV/m</th> <th>dB</th> <th>dBuV</th> <th>dB/m</th> <th>dB</th> <th>dB</th> <th>cm</th> <th>deg</th> </tr> </thead> <tbody> <tr> <td>1</td> <td>5320.00</td> <td>97.69</td> <td>-----</td> <td>-----</td> <td>83.87</td> <td>34.84</td> <td>10.97</td> <td>31.99</td> <td>174</td> <td>17 AVERAGE</td> </tr> </tbody> </table>	Limit	Margin	Read	Ant	Cable	Preamp	APos	TPos	Remark	Freq	Level	Line	(dB)	Level	Factor	Loss	Factor		MHz	dBuV/m	dBuV/m	dB	dBuV	dB/m	dB	dB	cm	deg	1	5320.00	97.69	-----	-----	83.87	34.84	10.97	31.99	174	17 AVERAGE
Limit	Margin	Read	Ant	Cable	Preamp	APos	TPos	Remark																																																																								
Freq	Level	Line	(dB)	Level	Factor	Loss	Factor																																																																									
MHz	dBuV/m	dBuV/m	dB	dBuV	dB/m	dB	dB	cm	deg																																																																							
1	5350.17	49.47	54.00	-4.53	35.73	34.83	10.94	32.03	174	17 AVERAGE																																																																						
Limit	Margin	Read	Ant	Cable	Preamp	APos	TPos	Remark																																																																								
Freq	Level	Line	(dB)	Level	Factor	Loss	Factor																																																																									
MHz	dBuV/m	dBuV/m	dB	dBuV	dB/m	dB	dB	cm	deg																																																																							
1	5320.00	97.69	-----	-----	83.87	34.84	10.97	31.99	174	17 AVERAGE																																																																						



Mode	16																																																																															
	Band Edge																																																																															
	U-NII-2A_5.25-5.35_802.11n HT20_CH64_5320MHz																																																																															
ANT	5																																																																															
Pol.	Vertical	Fundamental																																																																														
Peak	<p>Date: 2024-09-21</p> <table border="1"> <thead> <tr> <th>Limit</th> <th>Margin</th> <th>Read</th> <th>Ant</th> <th>Cable</th> <th>Preamp</th> <th>APos</th> <th>TPos</th> <th>Remark</th> </tr> <tr> <th>Freq</th> <th>Level</th> <th>Line</th> <th>(dB)</th> <th>Level</th> <th>Factor</th> <th>Loss</th> <th>Factor</th> <th></th> </tr> <tr> <th>MHz</th> <th>dBuV/m</th> <th>dBuV/m</th> <th>dB</th> <th>dBuV</th> <th>dB/m</th> <th>dB</th> <th>dB</th> <th>cm</th> <th>deg</th> </tr> </thead> <tbody> <tr> <td>1</td> <td>5352.55</td> <td>63.55</td> <td>74.00</td> <td>-10.45</td> <td>49.81</td> <td>34.83</td> <td>10.94</td> <td>32.03</td> <td>230</td> <td>75 PEAK</td> </tr> </tbody> </table>	Limit	Margin	Read	Ant	Cable	Preamp	APos	TPos	Remark	Freq	Level	Line	(dB)	Level	Factor	Loss	Factor		MHz	dBuV/m	dBuV/m	dB	dBuV	dB/m	dB	dB	cm	deg	1	5352.55	63.55	74.00	-10.45	49.81	34.83	10.94	32.03	230	75 PEAK	<p>Date: 2024-09-21</p> <table border="1"> <thead> <tr> <th>Limit</th> <th>Margin</th> <th>Read</th> <th>Ant</th> <th>Cable</th> <th>Preamp</th> <th>APos</th> <th>TPos</th> <th>Remark</th> </tr> <tr> <th>Freq</th> <th>Level</th> <th>Line</th> <th>(dB)</th> <th>Level</th> <th>Factor</th> <th>Loss</th> <th>Factor</th> <th></th> </tr> <tr> <th>MHz</th> <th>dBuV/m</th> <th>dBuV/m</th> <th>dB</th> <th>dBuV</th> <th>dB/m</th> <th>dB</th> <th>dB</th> <th>cm</th> <th>deg</th> </tr> </thead> <tbody> <tr> <td>1</td> <td>5320.00</td> <td>102.14</td> <td>74.00</td> <td>28.14</td> <td>88.32</td> <td>34.84</td> <td>10.97</td> <td>31.99</td> <td>230</td> <td>75 PEAK</td> </tr> </tbody> </table>	Limit	Margin	Read	Ant	Cable	Preamp	APos	TPos	Remark	Freq	Level	Line	(dB)	Level	Factor	Loss	Factor		MHz	dBuV/m	dBuV/m	dB	dBuV	dB/m	dB	dB	cm	deg	1	5320.00	102.14	74.00	28.14	88.32	34.84	10.97	31.99	230	75 PEAK
	Limit	Margin	Read	Ant	Cable	Preamp	APos	TPos	Remark																																																																							
Freq	Level	Line	(dB)	Level	Factor	Loss	Factor																																																																									
MHz	dBuV/m	dBuV/m	dB	dBuV	dB/m	dB	dB	cm	deg																																																																							
1	5352.55	63.55	74.00	-10.45	49.81	34.83	10.94	32.03	230	75 PEAK																																																																						
Limit	Margin	Read	Ant	Cable	Preamp	APos	TPos	Remark																																																																								
Freq	Level	Line	(dB)	Level	Factor	Loss	Factor																																																																									
MHz	dBuV/m	dBuV/m	dB	dBuV	dB/m	dB	dB	cm	deg																																																																							
1	5320.00	102.14	74.00	28.14	88.32	34.84	10.97	31.99	230	75 PEAK																																																																						
Avg	<p>Date: 2024-09-21</p> <table border="1"> <thead> <tr> <th>Limit</th> <th>Margin</th> <th>Read</th> <th>Ant</th> <th>Cable</th> <th>Preamp</th> <th>APos</th> <th>TPos</th> <th>Remark</th> </tr> <tr> <th>Freq</th> <th>Level</th> <th>Line</th> <th>(dB)</th> <th>Level</th> <th>Factor</th> <th>Loss</th> <th>Factor</th> <th></th> </tr> <tr> <th>MHz</th> <th>dBuV/m</th> <th>dBuV/m</th> <th>dB</th> <th>dBuV</th> <th>dB/m</th> <th>dB</th> <th>dB</th> <th>cm</th> <th>deg</th> </tr> </thead> <tbody> <tr> <td>1</td> <td>5350.04</td> <td>48.99</td> <td>54.00</td> <td>-5.01</td> <td>35.25</td> <td>34.83</td> <td>10.94</td> <td>32.03</td> <td>230</td> <td>75 AVERAGE</td> </tr> </tbody> </table>	Limit	Margin	Read	Ant	Cable	Preamp	APos	TPos	Remark	Freq	Level	Line	(dB)	Level	Factor	Loss	Factor		MHz	dBuV/m	dBuV/m	dB	dBuV	dB/m	dB	dB	cm	deg	1	5350.04	48.99	54.00	-5.01	35.25	34.83	10.94	32.03	230	75 AVERAGE	<p>Date: 2024-09-21</p> <table border="1"> <thead> <tr> <th>Limit</th> <th>Margin</th> <th>Read</th> <th>Ant</th> <th>Cable</th> <th>Preamp</th> <th>APos</th> <th>TPos</th> <th>Remark</th> </tr> <tr> <th>Freq</th> <th>Level</th> <th>Line</th> <th>(dB)</th> <th>Level</th> <th>Factor</th> <th>Loss</th> <th>Factor</th> <th></th> </tr> <tr> <th>MHz</th> <th>dBuV/m</th> <th>dBuV/m</th> <th>dB</th> <th>dBuV</th> <th>dB/m</th> <th>dB</th> <th>dB</th> <th>cm</th> <th>deg</th> </tr> </thead> <tbody> <tr> <td>1</td> <td>5320.00</td> <td>95.83</td> <td>54.00</td> <td>41.83</td> <td>82.01</td> <td>34.84</td> <td>10.97</td> <td>31.99</td> <td>230</td> <td>75 AVERAGE</td> </tr> </tbody> </table>	Limit	Margin	Read	Ant	Cable	Preamp	APos	TPos	Remark	Freq	Level	Line	(dB)	Level	Factor	Loss	Factor		MHz	dBuV/m	dBuV/m	dB	dBuV	dB/m	dB	dB	cm	deg	1	5320.00	95.83	54.00	41.83	82.01	34.84	10.97	31.99	230	75 AVERAGE
Limit	Margin	Read	Ant	Cable	Preamp	APos	TPos	Remark																																																																								
Freq	Level	Line	(dB)	Level	Factor	Loss	Factor																																																																									
MHz	dBuV/m	dBuV/m	dB	dBuV	dB/m	dB	dB	cm	deg																																																																							
1	5350.04	48.99	54.00	-5.01	35.25	34.83	10.94	32.03	230	75 AVERAGE																																																																						
Limit	Margin	Read	Ant	Cable	Preamp	APos	TPos	Remark																																																																								
Freq	Level	Line	(dB)	Level	Factor	Loss	Factor																																																																									
MHz	dBuV/m	dBuV/m	dB	dBuV	dB/m	dB	dB	cm	deg																																																																							
1	5320.00	95.83	54.00	41.83	82.01	34.84	10.97	31.99	230	75 AVERAGE																																																																						

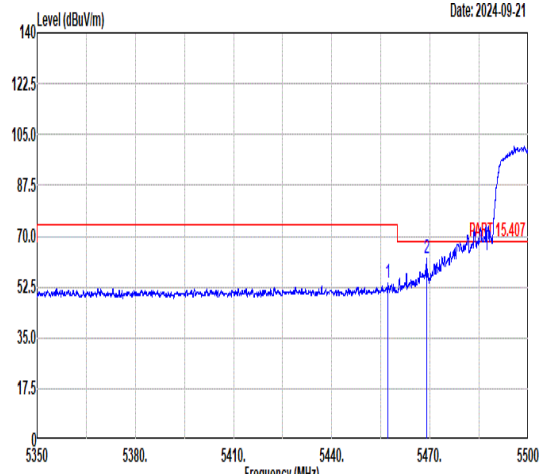
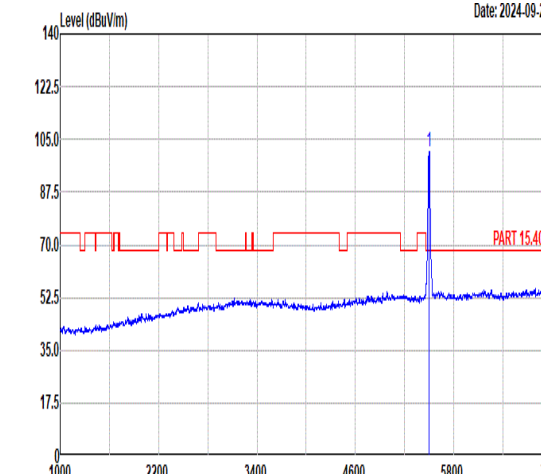
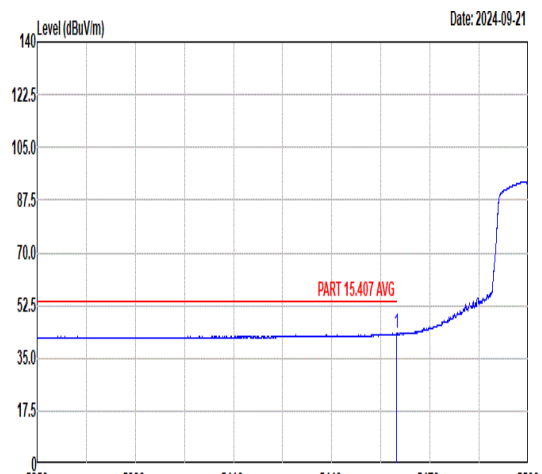
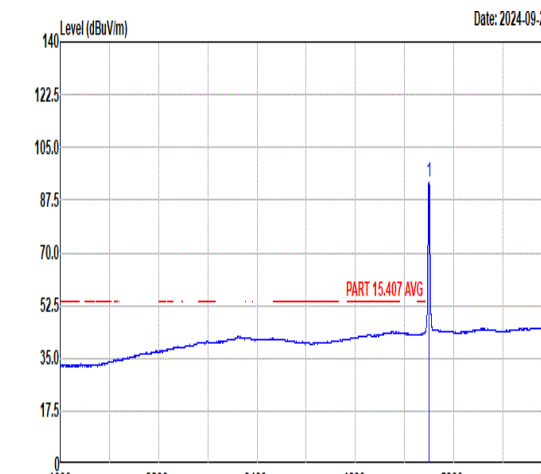


Mode	16																																																																																																
	Harmonic																																																																																																
	U-NII-2A_5.25-5.35_802.11n HT20_CH64_5320MHz																																																																																																
ANT	5																																																																																																
Pol.	Horizontal	Vertical																																																																																															
Peak Avg	<p>Date: 2024-09-17</p>	<p>Date: 2024-09-17</p>																																																																																															
	<table border="1"> <thead> <tr> <th>Limit</th> <th>Read</th> <th>Ant</th> <th>Cable</th> <th>Preamp</th> <th>Apos</th> <th>TPos</th> <th>Remark</th> </tr> <tr> <th>Freq</th> <th>Level</th> <th>Line</th> <th>Margin</th> <th>Level</th> <th>Factor</th> <th>Loss</th> <th>Factor</th> </tr> <tr> <th>MHz</th> <th>dBuV/m</th> <th>dBuV/m</th> <th>dB</th> <th>dBuV</th> <th>dB/m</th> <th>dB</th> <th>dB</th> </tr> </thead> <tbody> <tr> <td>1</td> <td>10640.00</td> <td>47.85</td> <td>74.00</td> <td>-26.15</td> <td>44.86</td> <td>39.47</td> <td>14.32</td> <td>50.80</td> <td>---</td> <td>---</td> <td>Peak</td> </tr> <tr> <td>2</td> <td>15960.00</td> <td>47.29</td> <td>74.00</td> <td>-26.71</td> <td>39.79</td> <td>42.08</td> <td>17.19</td> <td>51.77</td> <td>---</td> <td>---</td> <td>Peak</td> </tr> </tbody> </table>	Limit	Read	Ant	Cable	Preamp	Apos	TPos	Remark	Freq	Level	Line	Margin	Level	Factor	Loss	Factor	MHz	dBuV/m	dBuV/m	dB	dBuV	dB/m	dB	dB	1	10640.00	47.85	74.00	-26.15	44.86	39.47	14.32	50.80	---	---	Peak	2	15960.00	47.29	74.00	-26.71	39.79	42.08	17.19	51.77	---	---	Peak	<table border="1"> <thead> <tr> <th>Limit</th> <th>Read</th> <th>Ant</th> <th>Cable</th> <th>Preamp</th> <th>Apos</th> <th>TPos</th> <th>Remark</th> </tr> <tr> <th>Freq</th> <th>Level</th> <th>Line</th> <th>Margin</th> <th>Level</th> <th>Factor</th> <th>Loss</th> <th>Factor</th> </tr> <tr> <th>MHz</th> <th>dBuV/m</th> <th>dBuV/m</th> <th>dB</th> <th>dBuV</th> <th>dB/m</th> <th>dB</th> <th>dB</th> </tr> </thead> <tbody> <tr> <td>1</td> <td>10640.00</td> <td>48.03</td> <td>74.00</td> <td>-25.97</td> <td>45.04</td> <td>39.47</td> <td>14.32</td> <td>50.80</td> <td>---</td> <td>---</td> <td>Peak</td> </tr> <tr> <td>2</td> <td>15960.00</td> <td>47.50</td> <td>74.00</td> <td>-26.50</td> <td>40.00</td> <td>42.08</td> <td>17.19</td> <td>51.77</td> <td>---</td> <td>---</td> <td>Peak</td> </tr> </tbody> </table>	Limit	Read	Ant	Cable	Preamp	Apos	TPos	Remark	Freq	Level	Line	Margin	Level	Factor	Loss	Factor	MHz	dBuV/m	dBuV/m	dB	dBuV	dB/m	dB	dB	1	10640.00	48.03	74.00	-25.97	45.04	39.47	14.32	50.80	---	---	Peak	2	15960.00	47.50	74.00	-26.50	40.00	42.08	17.19	51.77	---	---
Limit	Read	Ant	Cable	Preamp	Apos	TPos	Remark																																																																																										
Freq	Level	Line	Margin	Level	Factor	Loss	Factor																																																																																										
MHz	dBuV/m	dBuV/m	dB	dBuV	dB/m	dB	dB																																																																																										
1	10640.00	47.85	74.00	-26.15	44.86	39.47	14.32	50.80	---	---	Peak																																																																																						
2	15960.00	47.29	74.00	-26.71	39.79	42.08	17.19	51.77	---	---	Peak																																																																																						
Limit	Read	Ant	Cable	Preamp	Apos	TPos	Remark																																																																																										
Freq	Level	Line	Margin	Level	Factor	Loss	Factor																																																																																										
MHz	dBuV/m	dBuV/m	dB	dBuV	dB/m	dB	dB																																																																																										
1	10640.00	48.03	74.00	-25.97	45.04	39.47	14.32	50.80	---	---	Peak																																																																																						
2	15960.00	47.50	74.00	-26.50	40.00	42.08	17.19	51.77	---	---	Peak																																																																																						



Mode	17																																																									
	Band Edge																																																									
	U-NII-2C_5.47-5.725_802.11n HT20_CH100_5500MHz																																																									
ANT	5																																																									
Pol.	Horizontal	Fundamental																																																								
Peak	<table border="1"> <thead> <tr> <th>Limit Margin</th> <th>Read</th> <th>Ant</th> <th>Cable</th> <th>Preamp</th> <th>APos</th> <th>TPos</th> <th>Remark</th> </tr> <tr> <th>Freq Level Line (dB)</th> <th>Level Factor</th> <th>Loss Factor</th> <th></th> <th></th> <th>cm</th> <th>deg</th> <th></th> </tr> </thead> <tbody> <tr> <td>1 5455.09 58.40 74.00 -15.60</td> <td>44.65</td> <td>34.81</td> <td>11.10</td> <td>32.16</td> <td>319</td> <td>13</td> <td>PEAK</td> </tr> <tr> <td>2 5469.93 62.85 68.30 -5.45</td> <td>49.06</td> <td>34.81</td> <td>11.16</td> <td>32.18</td> <td>319</td> <td>13</td> <td>PEAK</td> </tr> </tbody> </table>	Limit Margin	Read	Ant	Cable	Preamp	APos	TPos	Remark	Freq Level Line (dB)	Level Factor	Loss Factor			cm	deg		1 5455.09 58.40 74.00 -15.60	44.65	34.81	11.10	32.16	319	13	PEAK	2 5469.93 62.85 68.30 -5.45	49.06	34.81	11.16	32.18	319	13	PEAK	<table border="1"> <thead> <tr> <th>Limit Margin</th> <th>Read</th> <th>Ant</th> <th>Cable</th> <th>Preamp</th> <th>APos</th> <th>TPos</th> <th>Remark</th> </tr> <tr> <th>Freq Level Line (dB)</th> <th>Level Factor</th> <th>Loss Factor</th> <th></th> <th></th> <th>cm</th> <th>deg</th> <th></th> </tr> </thead> <tbody> <tr> <td>1 5500.00 105.51 -----</td> <td>91.65</td> <td>34.80</td> <td>11.27</td> <td>32.21</td> <td>319</td> <td>13</td> <td>PEAK</td> </tr> </tbody> </table>	Limit Margin	Read	Ant	Cable	Preamp	APos	TPos	Remark	Freq Level Line (dB)	Level Factor	Loss Factor			cm	deg		1 5500.00 105.51 -----	91.65	34.80	11.27	32.21	319	13	PEAK
	Limit Margin	Read	Ant	Cable	Preamp	APos	TPos	Remark																																																		
Freq Level Line (dB)	Level Factor	Loss Factor			cm	deg																																																				
1 5455.09 58.40 74.00 -15.60	44.65	34.81	11.10	32.16	319	13	PEAK																																																			
2 5469.93 62.85 68.30 -5.45	49.06	34.81	11.16	32.18	319	13	PEAK																																																			
Limit Margin	Read	Ant	Cable	Preamp	APos	TPos	Remark																																																			
Freq Level Line (dB)	Level Factor	Loss Factor			cm	deg																																																				
1 5500.00 105.51 -----	91.65	34.80	11.27	32.21	319	13	PEAK																																																			
Avg	<table border="1"> <thead> <tr> <th>Limit Margin</th> <th>Read</th> <th>Ant</th> <th>Cable</th> <th>Preamp</th> <th>APos</th> <th>TPos</th> <th>Remark</th> </tr> <tr> <th>Freq Level Line (dB)</th> <th>Level Factor</th> <th>Loss Factor</th> <th></th> <th></th> <th>cm</th> <th>deg</th> <th></th> </tr> </thead> <tbody> <tr> <td>1 5458.09 45.67 54.00 -8.33</td> <td>31.91</td> <td>34.81</td> <td>11.11</td> <td>32.16</td> <td>319</td> <td>13</td> <td>AVERAGE</td> </tr> </tbody> </table>	Limit Margin	Read	Ant	Cable	Preamp	APos	TPos	Remark	Freq Level Line (dB)	Level Factor	Loss Factor			cm	deg		1 5458.09 45.67 54.00 -8.33	31.91	34.81	11.11	32.16	319	13	AVERAGE	<table border="1"> <thead> <tr> <th>Limit Margin</th> <th>Read</th> <th>Ant</th> <th>Cable</th> <th>Preamp</th> <th>APos</th> <th>TPos</th> <th>Remark</th> </tr> <tr> <th>Freq Level Line (dB)</th> <th>Level Factor</th> <th>Loss Factor</th> <th></th> <th></th> <th>cm</th> <th>deg</th> <th></th> </tr> </thead> <tbody> <tr> <td>1 5500.00 98.52 -----</td> <td>84.66</td> <td>34.80</td> <td>11.27</td> <td>32.21</td> <td>319</td> <td>13</td> <td>AVERAGE</td> </tr> </tbody> </table>	Limit Margin	Read	Ant	Cable	Preamp	APos	TPos	Remark	Freq Level Line (dB)	Level Factor	Loss Factor			cm	deg		1 5500.00 98.52 -----	84.66	34.80	11.27	32.21	319	13	AVERAGE								
Limit Margin	Read	Ant	Cable	Preamp	APos	TPos	Remark																																																			
Freq Level Line (dB)	Level Factor	Loss Factor			cm	deg																																																				
1 5458.09 45.67 54.00 -8.33	31.91	34.81	11.11	32.16	319	13	AVERAGE																																																			
Limit Margin	Read	Ant	Cable	Preamp	APos	TPos	Remark																																																			
Freq Level Line (dB)	Level Factor	Loss Factor			cm	deg																																																				
1 5500.00 98.52 -----	84.66	34.80	11.27	32.21	319	13	AVERAGE																																																			



Mode	17																																																																																											
	Band Edge																																																																																											
	U-NII-2C_5.47-5.725_802.11n HT20_CH100_5500MHz																																																																																											
ANT	5																																																																																											
Pol.	Vertical	Fundamental																																																																																										
Peak	 <p>Date: 2024-09-21</p> <table border="1"> <thead> <tr> <th>Limit</th> <th>Margin</th> <th>Read</th> <th>Ant</th> <th>Cable</th> <th>Preamp</th> <th>APos</th> <th>TPos</th> <th>Remark</th> </tr> <tr> <th>Freq</th> <th>Level</th> <th>Line</th> <th>(dB)</th> <th>Level</th> <th>Factor</th> <th>Loss</th> <th>Factor</th> <th></th> </tr> <tr> <th>MHz</th> <th>dBuV/m</th> <th>dBuV/m</th> <th>dBuV</th> <th>dB/m</th> <th>dB</th> <th>dB</th> <th>cm</th> <th>deg</th> </tr> </thead> <tbody> <tr> <td>1</td> <td>5457.18</td> <td>53.76</td> <td>74.00</td> <td>-20.24</td> <td>40.00</td> <td>34.81</td> <td>11.11</td> <td>32.16</td> <td>238</td> <td>78</td> <td>PEAK</td> </tr> <tr> <td>2</td> <td>5469.04</td> <td>62.24</td> <td>68.30</td> <td>-6.06</td> <td>48.45</td> <td>34.81</td> <td>11.16</td> <td>32.18</td> <td>238</td> <td>78</td> <td>PEAK</td> </tr> </tbody> </table>	Limit	Margin	Read	Ant	Cable	Preamp	APos	TPos	Remark	Freq	Level	Line	(dB)	Level	Factor	Loss	Factor		MHz	dBuV/m	dBuV/m	dBuV	dB/m	dB	dB	cm	deg	1	5457.18	53.76	74.00	-20.24	40.00	34.81	11.11	32.16	238	78	PEAK	2	5469.04	62.24	68.30	-6.06	48.45	34.81	11.16	32.18	238	78	PEAK	 <p>Date: 2024-09-21</p> <table border="1"> <thead> <tr> <th>Limit</th> <th>Margin</th> <th>Read</th> <th>Ant</th> <th>Cable</th> <th>Preamp</th> <th>APos</th> <th>TPos</th> <th>Remark</th> </tr> <tr> <th>Freq</th> <th>Level</th> <th>Line</th> <th>(dB)</th> <th>Level</th> <th>Factor</th> <th>Loss</th> <th>Factor</th> <th></th> </tr> <tr> <th>MHz</th> <th>dBuV/m</th> <th>dBuV/m</th> <th>dBuV</th> <th>dB/m</th> <th>dB</th> <th>dB</th> <th>cm</th> <th>deg</th> </tr> </thead> <tbody> <tr> <td>1</td> <td>5500.00</td> <td>100.83</td> <td>-----</td> <td>-----</td> <td>86.93</td> <td>34.81</td> <td>11.30</td> <td>32.21</td> <td>238</td> <td>78</td> <td>PEAK</td> </tr> </tbody> </table>	Limit	Margin	Read	Ant	Cable	Preamp	APos	TPos	Remark	Freq	Level	Line	(dB)	Level	Factor	Loss	Factor		MHz	dBuV/m	dBuV/m	dBuV	dB/m	dB	dB	cm	deg	1	5500.00	100.83	-----	-----	86.93	34.81	11.30	32.21	238	78	PEAK
	Limit	Margin	Read	Ant	Cable	Preamp	APos	TPos	Remark																																																																																			
Freq	Level	Line	(dB)	Level	Factor	Loss	Factor																																																																																					
MHz	dBuV/m	dBuV/m	dBuV	dB/m	dB	dB	cm	deg																																																																																				
1	5457.18	53.76	74.00	-20.24	40.00	34.81	11.11	32.16	238	78	PEAK																																																																																	
2	5469.04	62.24	68.30	-6.06	48.45	34.81	11.16	32.18	238	78	PEAK																																																																																	
Limit	Margin	Read	Ant	Cable	Preamp	APos	TPos	Remark																																																																																				
Freq	Level	Line	(dB)	Level	Factor	Loss	Factor																																																																																					
MHz	dBuV/m	dBuV/m	dBuV	dB/m	dB	dB	cm	deg																																																																																				
1	5500.00	100.83	-----	-----	86.93	34.81	11.30	32.21	238	78	PEAK																																																																																	
Avg	 <p>Date: 2024-09-21</p> <table border="1"> <thead> <tr> <th>Limit</th> <th>Margin</th> <th>Read</th> <th>Ant</th> <th>Cable</th> <th>Preamp</th> <th>APos</th> <th>TPos</th> <th>Remark</th> </tr> <tr> <th>Freq</th> <th>Level</th> <th>Line</th> <th>(dB)</th> <th>Level</th> <th>Factor</th> <th>Loss</th> <th>Factor</th> <th></th> </tr> <tr> <th>MHz</th> <th>dBuV/m</th> <th>dBuV/m</th> <th>dBuV</th> <th>dB/m</th> <th>dB</th> <th>dB</th> <th>cm</th> <th>deg</th> </tr> </thead> <tbody> <tr> <td>1</td> <td>5459.89</td> <td>43.15</td> <td>54.00</td> <td>-10.85</td> <td>29.39</td> <td>34.81</td> <td>11.12</td> <td>32.17</td> <td>238</td> <td>78</td> <td>AVERAGE</td> </tr> </tbody> </table>	Limit	Margin	Read	Ant	Cable	Preamp	APos	TPos	Remark	Freq	Level	Line	(dB)	Level	Factor	Loss	Factor		MHz	dBuV/m	dBuV/m	dBuV	dB/m	dB	dB	cm	deg	1	5459.89	43.15	54.00	-10.85	29.39	34.81	11.12	32.17	238	78	AVERAGE	 <p>Date: 2024-09-21</p> <table border="1"> <thead> <tr> <th>Limit</th> <th>Margin</th> <th>Read</th> <th>Ant</th> <th>Cable</th> <th>Preamp</th> <th>APos</th> <th>TPos</th> <th>Remark</th> </tr> <tr> <th>Freq</th> <th>Level</th> <th>Line</th> <th>(dB)</th> <th>Level</th> <th>Factor</th> <th>Loss</th> <th>Factor</th> <th></th> </tr> <tr> <th>MHz</th> <th>dBuV/m</th> <th>dBuV/m</th> <th>dBuV</th> <th>dB/m</th> <th>dB</th> <th>dB</th> <th>cm</th> <th>deg</th> </tr> </thead> <tbody> <tr> <td>1</td> <td>5500.00</td> <td>93.51</td> <td>-----</td> <td>-----</td> <td>79.65</td> <td>34.80</td> <td>11.27</td> <td>32.21</td> <td>238</td> <td>78</td> <td>AVERAGE</td> </tr> </tbody> </table>	Limit	Margin	Read	Ant	Cable	Preamp	APos	TPos	Remark	Freq	Level	Line	(dB)	Level	Factor	Loss	Factor		MHz	dBuV/m	dBuV/m	dBuV	dB/m	dB	dB	cm	deg	1	5500.00	93.51	-----	-----	79.65	34.80	11.27	32.21	238	78	AVERAGE												
Limit	Margin	Read	Ant	Cable	Preamp	APos	TPos	Remark																																																																																				
Freq	Level	Line	(dB)	Level	Factor	Loss	Factor																																																																																					
MHz	dBuV/m	dBuV/m	dBuV	dB/m	dB	dB	cm	deg																																																																																				
1	5459.89	43.15	54.00	-10.85	29.39	34.81	11.12	32.17	238	78	AVERAGE																																																																																	
Limit	Margin	Read	Ant	Cable	Preamp	APos	TPos	Remark																																																																																				
Freq	Level	Line	(dB)	Level	Factor	Loss	Factor																																																																																					
MHz	dBuV/m	dBuV/m	dBuV	dB/m	dB	dB	cm	deg																																																																																				
1	5500.00	93.51	-----	-----	79.65	34.80	11.27	32.21	238	78	AVERAGE																																																																																	

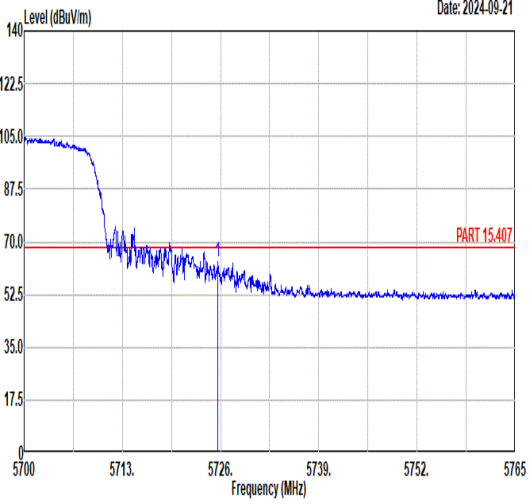
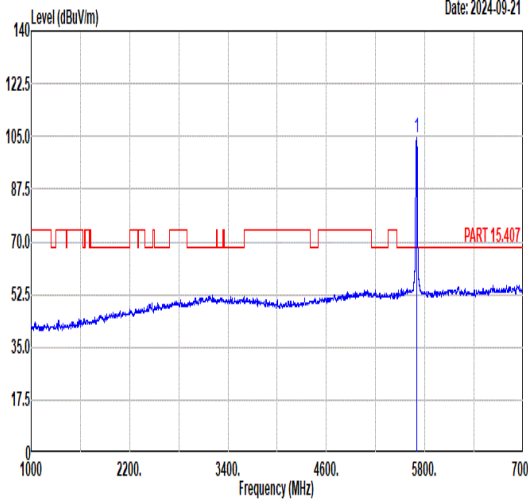
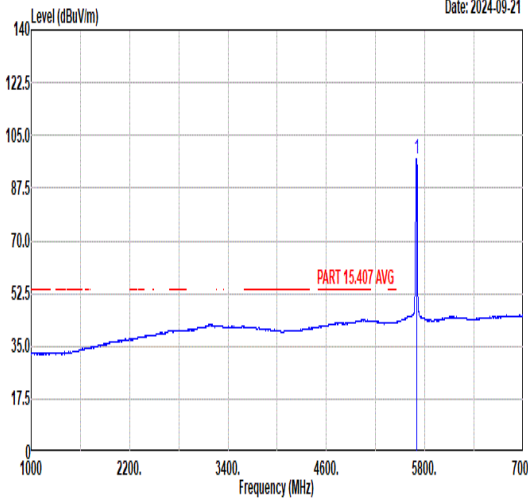


Mode	17																																																																																																	
	Harmonic																																																																																																	
	U-NII-2C_5.47-5.725_802.11n HT20_CH100_5500MHz																																																																																																	
ANT	5																																																																																																	
Pol.	Horizontal	Vertical																																																																																																
Peak Avg	<table border="1"> <thead> <tr> <th>Limit</th> <th>Read</th> <th>Ant</th> <th>Cable</th> <th>Preamp</th> <th>Apos</th> <th>TPos</th> <th>Remark</th> </tr> <tr> <th>Freq</th> <th>Level</th> <th>Line</th> <th>Margin</th> <th>Level</th> <th>Factor</th> <th>Loss</th> <th>Factor</th> </tr> <tr> <th>MHz</th> <th>dBuV/m</th> <th>dBuV/m</th> <th>dB</th> <th>dBuV</th> <th>dB/m</th> <th>dB</th> <th>dB</th> </tr> </thead> <tbody> <tr> <td>1</td> <td>11000.00</td> <td>47.63</td> <td>74.00</td> <td>-26.37</td> <td>44.49</td> <td>39.40</td> <td>14.54</td> <td>50.80</td> <td>---</td> <td>---</td> <td>Peak</td> </tr> <tr> <td>2</td> <td>16500.00</td> <td>48.39</td> <td>68.30</td> <td>-19.91</td> <td>40.43</td> <td>42.40</td> <td>17.36</td> <td>51.80</td> <td>---</td> <td>---</td> <td>Peak</td> </tr> </tbody> </table>	Limit	Read	Ant	Cable	Preamp	Apos	TPos	Remark	Freq	Level	Line	Margin	Level	Factor	Loss	Factor	MHz	dBuV/m	dBuV/m	dB	dBuV	dB/m	dB	dB	1	11000.00	47.63	74.00	-26.37	44.49	39.40	14.54	50.80	---	---	Peak	2	16500.00	48.39	68.30	-19.91	40.43	42.40	17.36	51.80	---	---	Peak	<table border="1"> <thead> <tr> <th>Limit</th> <th>Read</th> <th>Ant</th> <th>Cable</th> <th>Preamp</th> <th>Apos</th> <th>TPos</th> <th>Remark</th> </tr> <tr> <th>Freq</th> <th>Level</th> <th>Line</th> <th>Margin</th> <th>Level</th> <th>Factor</th> <th>Loss</th> <th>Factor</th> </tr> <tr> <th>MHz</th> <th>dBuV/m</th> <th>dBuV/m</th> <th>dB</th> <th>dBuV</th> <th>dB/m</th> <th>dB</th> <th>dB</th> </tr> </thead> <tbody> <tr> <td>1</td> <td>11000.00</td> <td>47.57</td> <td>74.00</td> <td>-26.43</td> <td>44.43</td> <td>39.40</td> <td>14.54</td> <td>50.80</td> <td>---</td> <td>---</td> <td>Peak</td> </tr> <tr> <td>2</td> <td>16500.00</td> <td>47.87</td> <td>68.30</td> <td>-20.43</td> <td>39.91</td> <td>42.40</td> <td>17.36</td> <td>51.80</td> <td>---</td> <td>---</td> <td>Peak</td> </tr> </tbody> </table>	Limit	Read	Ant	Cable	Preamp	Apos	TPos	Remark	Freq	Level	Line	Margin	Level	Factor	Loss	Factor	MHz	dBuV/m	dBuV/m	dB	dBuV	dB/m	dB	dB	1	11000.00	47.57	74.00	-26.43	44.43	39.40	14.54	50.80	---	---	Peak	2	16500.00	47.87	68.30	-20.43	39.91	42.40	17.36	51.80	---	---	Peak
	Limit	Read	Ant	Cable	Preamp	Apos	TPos	Remark																																																																																										
Freq	Level	Line	Margin	Level	Factor	Loss	Factor																																																																																											
MHz	dBuV/m	dBuV/m	dB	dBuV	dB/m	dB	dB																																																																																											
1	11000.00	47.63	74.00	-26.37	44.49	39.40	14.54	50.80	---	---	Peak																																																																																							
2	16500.00	48.39	68.30	-19.91	40.43	42.40	17.36	51.80	---	---	Peak																																																																																							
Limit	Read	Ant	Cable	Preamp	Apos	TPos	Remark																																																																																											
Freq	Level	Line	Margin	Level	Factor	Loss	Factor																																																																																											
MHz	dBuV/m	dBuV/m	dB	dBuV	dB/m	dB	dB																																																																																											
1	11000.00	47.57	74.00	-26.43	44.43	39.40	14.54	50.80	---	---	Peak																																																																																							
2	16500.00	47.87	68.30	-20.43	39.91	42.40	17.36	51.80	---	---	Peak																																																																																							

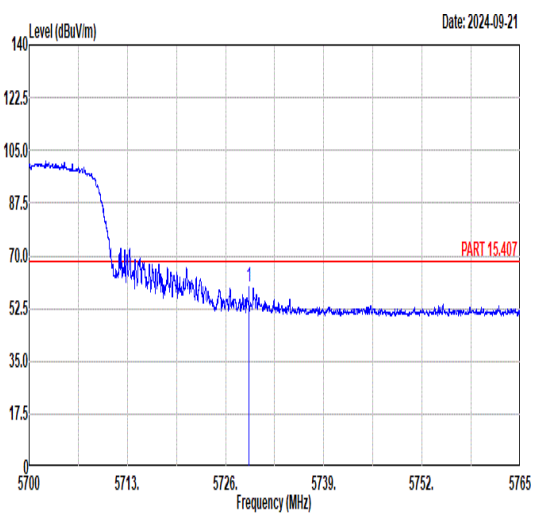
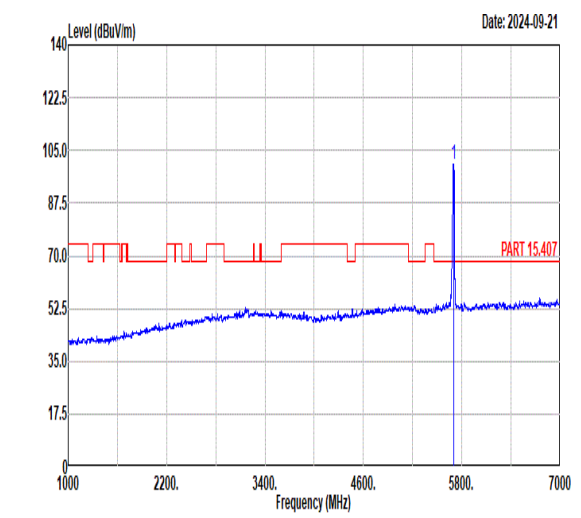
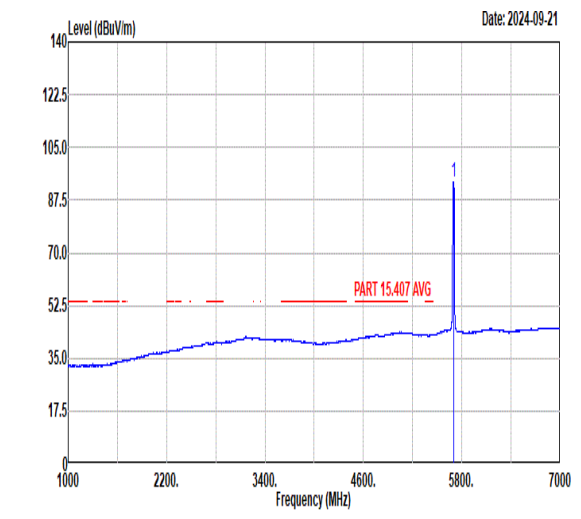


Mode	18																																																																																																
	Harmonic																																																																																																
	U-NII-2C_5.47-5.725_802.11n HT20_CH116_5580MHz																																																																																																
ANT	5																																																																																																
Pol.	Horizontal	Vertical																																																																																															
Peak Avg	<p>Date: 2024-09-17</p>	<p>Date: 2024-09-17</p>																																																																																															
	<table border="1"> <thead> <tr> <th>Limit</th> <th>Read</th> <th>Ant</th> <th>Cable</th> <th>Preamp</th> <th>APos</th> <th>TPos</th> <th>Remark</th> </tr> <tr> <th>Freq</th> <th>Level</th> <th>Line</th> <th>Margin</th> <th>Level</th> <th>Factor</th> <th>Loss</th> <th>Factor</th> </tr> <tr> <th>MHz</th> <th>dBuV/m</th> <th>dBuV/m</th> <th>dB</th> <th>dBuV</th> <th>dB/m</th> <th>dB</th> <th>dB</th> </tr> </thead> <tbody> <tr> <td>1</td> <td>11160.00</td> <td>48.14</td> <td>74.00</td> <td>-25.86</td> <td>44.74</td> <td>39.53</td> <td>14.64</td> <td>50.77</td> <td>---</td> <td>---</td> <td>Peak</td> </tr> <tr> <td>2</td> <td>16740.00</td> <td>47.52</td> <td>68.30</td> <td>-20.78</td> <td>39.39</td> <td>42.45</td> <td>17.43</td> <td>51.75</td> <td>---</td> <td>---</td> <td>Peak</td> </tr> </tbody> </table>	Limit	Read	Ant	Cable	Preamp	APos	TPos	Remark	Freq	Level	Line	Margin	Level	Factor	Loss	Factor	MHz	dBuV/m	dBuV/m	dB	dBuV	dB/m	dB	dB	1	11160.00	48.14	74.00	-25.86	44.74	39.53	14.64	50.77	---	---	Peak	2	16740.00	47.52	68.30	-20.78	39.39	42.45	17.43	51.75	---	---	Peak	<table border="1"> <thead> <tr> <th>Limit</th> <th>Read</th> <th>Ant</th> <th>Cable</th> <th>Preamp</th> <th>APos</th> <th>TPos</th> <th>Remark</th> </tr> <tr> <th>Freq</th> <th>Level</th> <th>Line</th> <th>Margin</th> <th>Level</th> <th>Factor</th> <th>Loss</th> <th>Factor</th> </tr> <tr> <th>MHz</th> <th>dBuV/m</th> <th>dBuV/m</th> <th>dB</th> <th>dBuV</th> <th>dB/m</th> <th>dB</th> <th>dB</th> </tr> </thead> <tbody> <tr> <td>1</td> <td>11160.00</td> <td>48.11</td> <td>74.00</td> <td>-25.89</td> <td>44.71</td> <td>39.53</td> <td>14.64</td> <td>50.77</td> <td>---</td> <td>---</td> <td>Peak</td> </tr> <tr> <td>2</td> <td>16740.00</td> <td>48.35</td> <td>68.30</td> <td>-19.95</td> <td>40.22</td> <td>42.45</td> <td>17.43</td> <td>51.75</td> <td>---</td> <td>---</td> <td>Peak</td> </tr> </tbody> </table>	Limit	Read	Ant	Cable	Preamp	APos	TPos	Remark	Freq	Level	Line	Margin	Level	Factor	Loss	Factor	MHz	dBuV/m	dBuV/m	dB	dBuV	dB/m	dB	dB	1	11160.00	48.11	74.00	-25.89	44.71	39.53	14.64	50.77	---	---	Peak	2	16740.00	48.35	68.30	-19.95	40.22	42.45	17.43	51.75	---	---
Limit	Read	Ant	Cable	Preamp	APos	TPos	Remark																																																																																										
Freq	Level	Line	Margin	Level	Factor	Loss	Factor																																																																																										
MHz	dBuV/m	dBuV/m	dB	dBuV	dB/m	dB	dB																																																																																										
1	11160.00	48.14	74.00	-25.86	44.74	39.53	14.64	50.77	---	---	Peak																																																																																						
2	16740.00	47.52	68.30	-20.78	39.39	42.45	17.43	51.75	---	---	Peak																																																																																						
Limit	Read	Ant	Cable	Preamp	APos	TPos	Remark																																																																																										
Freq	Level	Line	Margin	Level	Factor	Loss	Factor																																																																																										
MHz	dBuV/m	dBuV/m	dB	dBuV	dB/m	dB	dB																																																																																										
1	11160.00	48.11	74.00	-25.89	44.71	39.53	14.64	50.77	---	---	Peak																																																																																						
2	16740.00	48.35	68.30	-19.95	40.22	42.45	17.43	51.75	---	---	Peak																																																																																						



Mode	19																																																																															
	Band Edge																																																																															
	U-NII-2C_5.47-5.725_802.11n HT20_CH140_5700MHz																																																																															
ANT	5																																																																															
Pol.	Horizontal	Fundamental																																																																														
Peak	 <p>Date: 2024-09-21</p> <table border="1"> <thead> <tr> <th>Limit</th> <th>Margin</th> <th>Read</th> <th>Ant</th> <th>Cable</th> <th>Preamp</th> <th>APos</th> <th>TPos</th> <th>Remark</th> </tr> <tr> <th>Freq</th> <th>Level</th> <th>Line</th> <th>(dB)</th> <th>Level</th> <th>Factor</th> <th>Loss</th> <th>Factor</th> <th></th> </tr> <tr> <th>MHz</th> <th>dBuV/m</th> <th>dBuV/m</th> <th></th> <th>dBuV</th> <th>dB/m</th> <th>dB</th> <th>dB</th> <th>cm</th> <th>deg</th> </tr> </thead> <tbody> <tr> <td>1</td> <td>5725.65</td> <td>63.66</td> <td>68.30</td> <td>-4.64</td> <td>49.28</td> <td>35.12</td> <td>11.65</td> <td>32.39</td> <td>232</td> <td>0 PEAK</td> </tr> </tbody> </table>	Limit	Margin	Read	Ant	Cable	Preamp	APos	TPos	Remark	Freq	Level	Line	(dB)	Level	Factor	Loss	Factor		MHz	dBuV/m	dBuV/m		dBuV	dB/m	dB	dB	cm	deg	1	5725.65	63.66	68.30	-4.64	49.28	35.12	11.65	32.39	232	0 PEAK	 <p>Date: 2024-09-21</p> <table border="1"> <thead> <tr> <th>Limit</th> <th>Margin</th> <th>Read</th> <th>Ant</th> <th>Cable</th> <th>Preamp</th> <th>APos</th> <th>TPos</th> <th>Remark</th> </tr> <tr> <th>Freq</th> <th>Level</th> <th>Line</th> <th>(dB)</th> <th>Level</th> <th>Factor</th> <th>Loss</th> <th>Factor</th> <th></th> </tr> <tr> <th>MHz</th> <th>dBuV/m</th> <th>dBuV/m</th> <th></th> <th>dBuV</th> <th>dB/m</th> <th>dB</th> <th>dB</th> <th>cm</th> <th>deg</th> </tr> </thead> <tbody> <tr> <td>1</td> <td>5700.00</td> <td>104.54</td> <td>-----</td> <td>-----</td> <td>90.17</td> <td>35.08</td> <td>11.66</td> <td>32.37</td> <td>232</td> <td>0 PEAK</td> </tr> </tbody> </table>	Limit	Margin	Read	Ant	Cable	Preamp	APos	TPos	Remark	Freq	Level	Line	(dB)	Level	Factor	Loss	Factor		MHz	dBuV/m	dBuV/m		dBuV	dB/m	dB	dB	cm	deg	1	5700.00	104.54	-----	-----	90.17	35.08	11.66	32.37	232	0 PEAK
	Limit	Margin	Read	Ant	Cable	Preamp	APos	TPos	Remark																																																																							
Freq	Level	Line	(dB)	Level	Factor	Loss	Factor																																																																									
MHz	dBuV/m	dBuV/m		dBuV	dB/m	dB	dB	cm	deg																																																																							
1	5725.65	63.66	68.30	-4.64	49.28	35.12	11.65	32.39	232	0 PEAK																																																																						
Limit	Margin	Read	Ant	Cable	Preamp	APos	TPos	Remark																																																																								
Freq	Level	Line	(dB)	Level	Factor	Loss	Factor																																																																									
MHz	dBuV/m	dBuV/m		dBuV	dB/m	dB	dB	cm	deg																																																																							
1	5700.00	104.54	-----	-----	90.17	35.08	11.66	32.37	232	0 PEAK																																																																						
Avg	Blank	 <p>Date: 2024-09-21</p> <table border="1"> <thead> <tr> <th>Limit</th> <th>Margin</th> <th>Read</th> <th>Ant</th> <th>Cable</th> <th>Preamp</th> <th>APos</th> <th>TPos</th> <th>Remark</th> </tr> <tr> <th>Freq</th> <th>Level</th> <th>Line</th> <th>(dB)</th> <th>Level</th> <th>Factor</th> <th>Loss</th> <th>Factor</th> <th></th> </tr> <tr> <th>MHz</th> <th>dBuV/m</th> <th>dBuV/m</th> <th></th> <th>dBuV</th> <th>dB/m</th> <th>dB</th> <th>dB</th> <th>cm</th> <th>deg</th> </tr> </thead> <tbody> <tr> <td>1</td> <td>5700.00</td> <td>97.16</td> <td>-----</td> <td>-----</td> <td>82.78</td> <td>35.07</td> <td>11.67</td> <td>32.36</td> <td>232</td> <td>0 AVERAGE</td> </tr> </tbody> </table>	Limit	Margin	Read	Ant	Cable	Preamp	APos	TPos	Remark	Freq	Level	Line	(dB)	Level	Factor	Loss	Factor		MHz	dBuV/m	dBuV/m		dBuV	dB/m	dB	dB	cm	deg	1	5700.00	97.16	-----	-----	82.78	35.07	11.67	32.36	232	0 AVERAGE																																							
Limit	Margin	Read	Ant	Cable	Preamp	APos	TPos	Remark																																																																								
Freq	Level	Line	(dB)	Level	Factor	Loss	Factor																																																																									
MHz	dBuV/m	dBuV/m		dBuV	dB/m	dB	dB	cm	deg																																																																							
1	5700.00	97.16	-----	-----	82.78	35.07	11.67	32.36	232	0 AVERAGE																																																																						



Mode	19																																																																																	
	Band Edge																																																																																	
	U-NII-2C_5.47-5.725_802.11n HT20_CH140_5700MHz																																																																																	
ANT	5																																																																																	
Pol.	Vertical	Fundamental																																																																																
Peak	 <p>Date: 2024-09-21</p> <table border="1"> <thead> <tr> <th>Limit</th> <th>Margin</th> <th>Read</th> <th>Ant</th> <th>Cable</th> <th>Preamp</th> <th>APos</th> <th>TPos</th> <th>Remark</th> </tr> <tr> <th>Freq</th> <th>Level</th> <th>Line</th> <th>(dB)</th> <th>Level</th> <th>Factor</th> <th>Loss</th> <th>Factor</th> <th></th> </tr> <tr> <th>MHz</th> <th>dBuV/m</th> <th>dBuV/m</th> <th>dB</th> <th>dBuV</th> <th>dB/m</th> <th>dB</th> <th>dB</th> <th>cm</th> <th>deg</th> </tr> </thead> <tbody> <tr> <td>1</td> <td>5729.09</td> <td>59.61</td> <td>68.30</td> <td>-8.69</td> <td>45.23</td> <td>35.12</td> <td>11.65</td> <td>32.39</td> <td>400</td> <td>68</td> <td>PEAK</td> </tr> </tbody> </table>	Limit	Margin	Read	Ant	Cable	Preamp	APos	TPos	Remark	Freq	Level	Line	(dB)	Level	Factor	Loss	Factor		MHz	dBuV/m	dBuV/m	dB	dBuV	dB/m	dB	dB	cm	deg	1	5729.09	59.61	68.30	-8.69	45.23	35.12	11.65	32.39	400	68	PEAK	 <p>Date: 2024-09-21</p> <table border="1"> <thead> <tr> <th>Limit</th> <th>Margin</th> <th>Read</th> <th>Ant</th> <th>Cable</th> <th>Preamp</th> <th>APos</th> <th>TPos</th> <th>Remark</th> </tr> <tr> <th>Freq</th> <th>Level</th> <th>Line</th> <th>(dB)</th> <th>Level</th> <th>Factor</th> <th>Loss</th> <th>Factor</th> <th></th> </tr> <tr> <th>MHz</th> <th>dBuV/m</th> <th>dBuV/m</th> <th>dB</th> <th>dBuV</th> <th>dB/m</th> <th>dB</th> <th>dB</th> <th>cm</th> <th>deg</th> </tr> </thead> <tbody> <tr> <td>1</td> <td>5700.00</td> <td>100.52</td> <td>-----</td> <td>-----</td> <td>86.14</td> <td>35.07</td> <td>11.67</td> <td>32.36</td> <td>400</td> <td>68</td> <td>PEAK</td> </tr> </tbody> </table>	Limit	Margin	Read	Ant	Cable	Preamp	APos	TPos	Remark	Freq	Level	Line	(dB)	Level	Factor	Loss	Factor		MHz	dBuV/m	dBuV/m	dB	dBuV	dB/m	dB	dB	cm	deg	1	5700.00	100.52	-----	-----	86.14	35.07	11.67	32.36	400	68	PEAK
	Limit	Margin	Read	Ant	Cable	Preamp	APos	TPos	Remark																																																																									
Freq	Level	Line	(dB)	Level	Factor	Loss	Factor																																																																											
MHz	dBuV/m	dBuV/m	dB	dBuV	dB/m	dB	dB	cm	deg																																																																									
1	5729.09	59.61	68.30	-8.69	45.23	35.12	11.65	32.39	400	68	PEAK																																																																							
Limit	Margin	Read	Ant	Cable	Preamp	APos	TPos	Remark																																																																										
Freq	Level	Line	(dB)	Level	Factor	Loss	Factor																																																																											
MHz	dBuV/m	dBuV/m	dB	dBuV	dB/m	dB	dB	cm	deg																																																																									
1	5700.00	100.52	-----	-----	86.14	35.07	11.67	32.36	400	68	PEAK																																																																							
Avg	Blank	 <p>Date: 2024-09-21</p> <table border="1"> <thead> <tr> <th>Limit</th> <th>Margin</th> <th>Read</th> <th>Ant</th> <th>Cable</th> <th>Preamp</th> <th>APos</th> <th>TPos</th> <th>Remark</th> </tr> <tr> <th>Freq</th> <th>Level</th> <th>Line</th> <th>(dB)</th> <th>Level</th> <th>Factor</th> <th>Loss</th> <th>Factor</th> <th></th> </tr> <tr> <th>MHz</th> <th>dBuV/m</th> <th>dBuV/m</th> <th>dB</th> <th>dBuV</th> <th>dB/m</th> <th>dB</th> <th>dB</th> <th>cm</th> <th>deg</th> </tr> </thead> <tbody> <tr> <td>1</td> <td>5700.00</td> <td>93.36</td> <td>-----</td> <td>-----</td> <td>78.98</td> <td>35.07</td> <td>11.67</td> <td>32.36</td> <td>400</td> <td>68</td> <td>AVERAGE</td> </tr> </tbody> </table>	Limit	Margin	Read	Ant	Cable	Preamp	APos	TPos	Remark	Freq	Level	Line	(dB)	Level	Factor	Loss	Factor		MHz	dBuV/m	dBuV/m	dB	dBuV	dB/m	dB	dB	cm	deg	1	5700.00	93.36	-----	-----	78.98	35.07	11.67	32.36	400	68	AVERAGE																																								
Limit	Margin	Read	Ant	Cable	Preamp	APos	TPos	Remark																																																																										
Freq	Level	Line	(dB)	Level	Factor	Loss	Factor																																																																											
MHz	dBuV/m	dBuV/m	dB	dBuV	dB/m	dB	dB	cm	deg																																																																									
1	5700.00	93.36	-----	-----	78.98	35.07	11.67	32.36	400	68	AVERAGE																																																																							



Mode	19																																																																																																
	Harmonic																																																																																																
	U-NII-2C_5.47-5.725_802.11n HT20_CH140_5700MHz																																																																																																
ANT	5																																																																																																
Pol.	Horizontal	Vertical																																																																																															
Peak Avg	<p>Date: 2024-09-17</p>	<p>Date: 2024-09-17</p>																																																																																															
	<table border="1"> <thead> <tr> <th>Limit</th> <th>Read</th> <th>Ant</th> <th>Cable</th> <th>Preamp</th> <th>Apos</th> <th>TPos</th> <th>Remark</th> </tr> <tr> <th>Freq</th> <th>Level</th> <th>Line</th> <th>Margin</th> <th>Level</th> <th>Factor</th> <th>Loss</th> <th>Factor</th> </tr> <tr> <th>MHz</th> <th>dBuV/m</th> <th>dBuV/m</th> <th>dB</th> <th>dBuV</th> <th>dB/m</th> <th>dB</th> <th>dB</th> </tr> </thead> <tbody> <tr> <td>1</td> <td>11400.00</td> <td>47.52</td> <td>74.00</td> <td>-26.48</td> <td>43.74</td> <td>39.72</td> <td>14.78</td> <td>50.72</td> <td>---</td> <td>---</td> <td>Peak</td> </tr> <tr> <td>2</td> <td>17100.00</td> <td>46.25</td> <td>68.30</td> <td>-22.05</td> <td>38.06</td> <td>42.46</td> <td>17.53</td> <td>51.80</td> <td>---</td> <td>---</td> <td>Peak</td> </tr> </tbody> </table>	Limit	Read	Ant	Cable	Preamp	Apos	TPos	Remark	Freq	Level	Line	Margin	Level	Factor	Loss	Factor	MHz	dBuV/m	dBuV/m	dB	dBuV	dB/m	dB	dB	1	11400.00	47.52	74.00	-26.48	43.74	39.72	14.78	50.72	---	---	Peak	2	17100.00	46.25	68.30	-22.05	38.06	42.46	17.53	51.80	---	---	Peak	<table border="1"> <thead> <tr> <th>Limit</th> <th>Read</th> <th>Ant</th> <th>Cable</th> <th>Preamp</th> <th>Apos</th> <th>TPos</th> <th>Remark</th> </tr> <tr> <th>Freq</th> <th>Level</th> <th>Line</th> <th>Margin</th> <th>Level</th> <th>Factor</th> <th>Loss</th> <th>Factor</th> </tr> <tr> <th>MHz</th> <th>dBuV/m</th> <th>dBuV/m</th> <th>dB</th> <th>dBuV</th> <th>dB/m</th> <th>dB</th> <th>dB</th> </tr> </thead> <tbody> <tr> <td>1</td> <td>11400.00</td> <td>47.32</td> <td>74.00</td> <td>-26.68</td> <td>43.54</td> <td>39.72</td> <td>14.78</td> <td>50.72</td> <td>---</td> <td>---</td> <td>Peak</td> </tr> <tr> <td>2</td> <td>17100.00</td> <td>47.81</td> <td>68.30</td> <td>-20.49</td> <td>39.62</td> <td>42.46</td> <td>17.53</td> <td>51.80</td> <td>---</td> <td>---</td> <td>Peak</td> </tr> </tbody> </table>	Limit	Read	Ant	Cable	Preamp	Apos	TPos	Remark	Freq	Level	Line	Margin	Level	Factor	Loss	Factor	MHz	dBuV/m	dBuV/m	dB	dBuV	dB/m	dB	dB	1	11400.00	47.32	74.00	-26.68	43.54	39.72	14.78	50.72	---	---	Peak	2	17100.00	47.81	68.30	-20.49	39.62	42.46	17.53	51.80	---	---
Limit	Read	Ant	Cable	Preamp	Apos	TPos	Remark																																																																																										
Freq	Level	Line	Margin	Level	Factor	Loss	Factor																																																																																										
MHz	dBuV/m	dBuV/m	dB	dBuV	dB/m	dB	dB																																																																																										
1	11400.00	47.52	74.00	-26.48	43.74	39.72	14.78	50.72	---	---	Peak																																																																																						
2	17100.00	46.25	68.30	-22.05	38.06	42.46	17.53	51.80	---	---	Peak																																																																																						
Limit	Read	Ant	Cable	Preamp	Apos	TPos	Remark																																																																																										
Freq	Level	Line	Margin	Level	Factor	Loss	Factor																																																																																										
MHz	dBuV/m	dBuV/m	dB	dBuV	dB/m	dB	dB																																																																																										
1	11400.00	47.32	74.00	-26.68	43.54	39.72	14.78	50.72	---	---	Peak																																																																																						
2	17100.00	47.81	68.30	-20.49	39.62	42.46	17.53	51.80	---	---	Peak																																																																																						



Mode	20																																																																													
	Band Edge - L																																																																													
	U-NII-1_5.15-5.25_802.11n HT40_CH38_5190MHz																																																																													
ANT	5																																																																													
Pol.	Horizontal	Fundamental																																																																												
Peak	<table border="1"> <thead> <tr> <th>Limit</th> <th>Margin</th> <th>Read</th> <th>Ant</th> <th>Cable</th> <th>Preamp</th> <th>APos</th> <th>TPos</th> <th>Remark</th> </tr> <tr> <th>Freq</th> <th>Level</th> <th>Line</th> <th>(dB)</th> <th>Level</th> <th>Factor</th> <th>Loss</th> <th>Factor</th> <th></th> </tr> <tr> <th>MHz</th> <th>dBuV/m</th> <th>dBuV/m</th> <th>dBuV</th> <th>dB/m</th> <th>dB</th> <th>dB</th> <th>cm</th> <th>deg</th> </tr> </thead> <tbody> <tr> <td>1</td> <td>5145.64</td> <td>66.29</td> <td>74.00</td> <td>-7.71</td> <td>52.11</td> <td>34.87</td> <td>11.09</td> <td>31.78</td> <td>239</td> <td>19 PEAK</td> </tr> </tbody> </table>	Limit	Margin	Read	Ant	Cable	Preamp	APos	TPos	Remark	Freq	Level	Line	(dB)	Level	Factor	Loss	Factor		MHz	dBuV/m	dBuV/m	dBuV	dB/m	dB	dB	cm	deg	1	5145.64	66.29	74.00	-7.71	52.11	34.87	11.09	31.78	239	19 PEAK	<table border="1"> <thead> <tr> <th>Limit</th> <th>Margin</th> <th>Read</th> <th>Ant</th> <th>Cable</th> <th>Preamp</th> <th>APos</th> <th>TPos</th> <th>Remark</th> </tr> <tr> <th>Freq</th> <th>Level</th> <th>Line</th> <th>(dB)</th> <th>Level</th> <th>Factor</th> <th>Loss</th> <th>Factor</th> <th></th> </tr> <tr> <th>MHz</th> <th>dBuV/m</th> <th>dBuV/m</th> <th>dBuV</th> <th>dB/m</th> <th>dB</th> <th>dB</th> <th>cm</th> <th>deg</th> </tr> </thead> <tbody> <tr> <td>1</td> <td>5190.00</td> <td>102.19</td> <td>-----</td> <td>-----</td> <td>88.10</td> <td>34.86</td> <td>11.06</td> <td>31.83</td> <td>239</td> <td>19 PEAK</td> </tr> </tbody> </table>	Limit	Margin	Read	Ant	Cable	Preamp	APos	TPos	Remark	Freq	Level	Line	(dB)	Level	Factor	Loss	Factor		MHz	dBuV/m	dBuV/m	dBuV	dB/m	dB	dB	cm	deg	1	5190.00	102.19	-----	-----	88.10	34.86	11.06	31.83	239	19 PEAK
	Limit	Margin	Read	Ant	Cable	Preamp	APos	TPos	Remark																																																																					
Freq	Level	Line	(dB)	Level	Factor	Loss	Factor																																																																							
MHz	dBuV/m	dBuV/m	dBuV	dB/m	dB	dB	cm	deg																																																																						
1	5145.64	66.29	74.00	-7.71	52.11	34.87	11.09	31.78	239	19 PEAK																																																																				
Limit	Margin	Read	Ant	Cable	Preamp	APos	TPos	Remark																																																																						
Freq	Level	Line	(dB)	Level	Factor	Loss	Factor																																																																							
MHz	dBuV/m	dBuV/m	dBuV	dB/m	dB	dB	cm	deg																																																																						
1	5190.00	102.19	-----	-----	88.10	34.86	11.06	31.83	239	19 PEAK																																																																				
Avg	<table border="1"> <thead> <tr> <th>Limit</th> <th>Margin</th> <th>Read</th> <th>Ant</th> <th>Cable</th> <th>Preamp</th> <th>APos</th> <th>TPos</th> <th>Remark</th> </tr> <tr> <th>Freq</th> <th>Level</th> <th>Line</th> <th>(dB)</th> <th>Level</th> <th>Factor</th> <th>Loss</th> <th>Factor</th> <th></th> </tr> <tr> <th>MHz</th> <th>dBuV/m</th> <th>dBuV/m</th> <th>dBuV</th> <th>dB/m</th> <th>dB</th> <th>dB</th> <th>cm</th> <th>deg</th> </tr> </thead> <tbody> <tr> <td>1</td> <td>5148.12</td> <td>50.36</td> <td>54.00</td> <td>-3.64</td> <td>36.18</td> <td>34.87</td> <td>11.09</td> <td>31.78</td> <td>239</td> <td>19 AVERAGE</td> </tr> </tbody> </table>	Limit	Margin	Read	Ant	Cable	Preamp	APos	TPos	Remark	Freq	Level	Line	(dB)	Level	Factor	Loss	Factor		MHz	dBuV/m	dBuV/m	dBuV	dB/m	dB	dB	cm	deg	1	5148.12	50.36	54.00	-3.64	36.18	34.87	11.09	31.78	239	19 AVERAGE	<table border="1"> <thead> <tr> <th>Limit</th> <th>Margin</th> <th>Read</th> <th>Ant</th> <th>Cable</th> <th>Preamp</th> <th>APos</th> <th>TPos</th> <th>Remark</th> </tr> <tr> <th>Freq</th> <th>Level</th> <th>Line</th> <th>(dB)</th> <th>Level</th> <th>Factor</th> <th>Loss</th> <th>Factor</th> <th></th> </tr> <tr> <th>MHz</th> <th>dBuV/m</th> <th>dBuV/m</th> <th>dBuV</th> <th>dB/m</th> <th>dB</th> <th>dB</th> <th>cm</th> <th>deg</th> </tr> </thead> <tbody> <tr> <td>1</td> <td>5190.00</td> <td>95.28</td> <td>-----</td> <td>-----</td> <td>81.19</td> <td>34.86</td> <td>11.06</td> <td>31.83</td> <td>239</td> <td>19 AVERAGE</td> </tr> </tbody> </table>	Limit	Margin	Read	Ant	Cable	Preamp	APos	TPos	Remark	Freq	Level	Line	(dB)	Level	Factor	Loss	Factor		MHz	dBuV/m	dBuV/m	dBuV	dB/m	dB	dB	cm	deg	1	5190.00	95.28	-----	-----	81.19	34.86	11.06	31.83	239	19 AVERAGE
Limit	Margin	Read	Ant	Cable	Preamp	APos	TPos	Remark																																																																						
Freq	Level	Line	(dB)	Level	Factor	Loss	Factor																																																																							
MHz	dBuV/m	dBuV/m	dBuV	dB/m	dB	dB	cm	deg																																																																						
1	5148.12	50.36	54.00	-3.64	36.18	34.87	11.09	31.78	239	19 AVERAGE																																																																				
Limit	Margin	Read	Ant	Cable	Preamp	APos	TPos	Remark																																																																						
Freq	Level	Line	(dB)	Level	Factor	Loss	Factor																																																																							
MHz	dBuV/m	dBuV/m	dBuV	dB/m	dB	dB	cm	deg																																																																						
1	5190.00	95.28	-----	-----	81.19	34.86	11.06	31.83	239	19 AVERAGE																																																																				



Mode	20																																								
	Band Edge - R																																								
	U-NII-1_5.15-5.25_802.11n HT40_CH38_5190MHz																																								
ANT	5																																								
Pol.	Horizontal	Fundamental																																							
Peak	<p>Date: 2024-09-21</p> <table border="1"> <thead> <tr> <th>Limit</th> <th>Margin</th> <th>Read</th> <th>Ant</th> <th>Cable</th> <th>Preamp</th> <th>APos</th> <th>TPos</th> <th>Remark</th> </tr> <tr> <th>Freq</th> <th>Level</th> <th>Line</th> <th>(dB)</th> <th>Level</th> <th>Factor</th> <th>Loss</th> <th>Factor</th> <th></th> </tr> <tr> <th>MHz</th> <th>dBuV/m</th> <th>dBuV/m</th> <th>dB</th> <th>dBuV</th> <th>dB/m</th> <th>dB</th> <th>dB</th> <th>cm</th> <th>deg</th> </tr> </thead> <tbody> <tr> <td>1</td> <td>5431.27</td> <td>52.41</td> <td>74.00</td> <td>-21.59</td> <td>38.73</td> <td>34.81</td> <td>11.00</td> <td>32.13</td> <td>239</td> <td>19 PEAK</td> </tr> </tbody> </table>	Limit	Margin	Read	Ant	Cable	Preamp	APos	TPos	Remark	Freq	Level	Line	(dB)	Level	Factor	Loss	Factor		MHz	dBuV/m	dBuV/m	dB	dBuV	dB/m	dB	dB	cm	deg	1	5431.27	52.41	74.00	-21.59	38.73	34.81	11.00	32.13	239	19 PEAK	Blank
Limit	Margin	Read	Ant	Cable	Preamp	APos	TPos	Remark																																	
Freq	Level	Line	(dB)	Level	Factor	Loss	Factor																																		
MHz	dBuV/m	dBuV/m	dB	dBuV	dB/m	dB	dB	cm	deg																																
1	5431.27	52.41	74.00	-21.59	38.73	34.81	11.00	32.13	239	19 PEAK																															
Avg	<p>Date: 2024-09-22</p> <table border="1"> <thead> <tr> <th>Limit</th> <th>Margin</th> <th>Read</th> <th>Ant</th> <th>Cable</th> <th>Preamp</th> <th>APos</th> <th>TPos</th> <th>Remark</th> </tr> <tr> <th>Freq</th> <th>Level</th> <th>Line</th> <th>(dB)</th> <th>Level</th> <th>Factor</th> <th>Loss</th> <th>Factor</th> <th></th> </tr> <tr> <th>MHz</th> <th>dBuV/m</th> <th>dBuV/m</th> <th>dB</th> <th>dBuV</th> <th>dB/m</th> <th>dB</th> <th>dB</th> <th>cm</th> <th>deg</th> </tr> </thead> <tbody> <tr> <td>1</td> <td>5362.13</td> <td>42.11</td> <td>54.00</td> <td>-11.89</td> <td>28.39</td> <td>34.83</td> <td>10.93</td> <td>32.04</td> <td>239</td> <td>19 AVERAGE</td> </tr> </tbody> </table>	Limit	Margin	Read	Ant	Cable	Preamp	APos	TPos	Remark	Freq	Level	Line	(dB)	Level	Factor	Loss	Factor		MHz	dBuV/m	dBuV/m	dB	dBuV	dB/m	dB	dB	cm	deg	1	5362.13	42.11	54.00	-11.89	28.39	34.83	10.93	32.04	239	19 AVERAGE	Blank
Limit	Margin	Read	Ant	Cable	Preamp	APos	TPos	Remark																																	
Freq	Level	Line	(dB)	Level	Factor	Loss	Factor																																		
MHz	dBuV/m	dBuV/m	dB	dBuV	dB/m	dB	dB	cm	deg																																
1	5362.13	42.11	54.00	-11.89	28.39	34.83	10.93	32.04	239	19 AVERAGE																															



Mode	20																																																																															
	Band Edge - L																																																																															
	U-NII-1_5.15-5.25_802.11n HT40_CH38_5190MHz																																																																															
ANT	5																																																																															
Pol.	Vertical	Fundamental																																																																														
Peak	<p>Date: 2024-09-22</p> <table border="1"> <thead> <tr> <th>Limit</th> <th>Margin</th> <th>Read</th> <th>Ant</th> <th>Cable</th> <th>Preamp</th> <th>APos</th> <th>TPos</th> <th>Remark</th> </tr> <tr> <th>Freq</th> <th>Level</th> <th>Line</th> <th>(dB)</th> <th>Level</th> <th>Factor</th> <th>Loss</th> <th>Factor</th> <th></th> </tr> <tr> <th>MHz</th> <th>dBuV/m</th> <th>dBuV/m</th> <th>dB</th> <th>dBuV</th> <th>dB/m</th> <th>dB</th> <th>dB</th> <th>cm</th> <th>deg</th> </tr> </thead> <tbody> <tr> <td>1</td> <td>5149.63</td> <td>66.74</td> <td>74.00</td> <td>-7.26</td> <td>52.56</td> <td>34.87</td> <td>11.09</td> <td>31.78</td> <td>245</td> <td>81 PEAK</td> </tr> </tbody> </table>	Limit	Margin	Read	Ant	Cable	Preamp	APos	TPos	Remark	Freq	Level	Line	(dB)	Level	Factor	Loss	Factor		MHz	dBuV/m	dBuV/m	dB	dBuV	dB/m	dB	dB	cm	deg	1	5149.63	66.74	74.00	-7.26	52.56	34.87	11.09	31.78	245	81 PEAK	<p>Date: 2024-09-22</p> <table border="1"> <thead> <tr> <th>Limit</th> <th>Margin</th> <th>Read</th> <th>Ant</th> <th>Cable</th> <th>Preamp</th> <th>APos</th> <th>TPos</th> <th>Remark</th> </tr> <tr> <th>Freq</th> <th>Level</th> <th>Line</th> <th>(dB)</th> <th>Level</th> <th>Factor</th> <th>Loss</th> <th>Factor</th> <th></th> </tr> <tr> <th>MHz</th> <th>dBuV/m</th> <th>dBuV/m</th> <th>dB</th> <th>dBuV</th> <th>dB/m</th> <th>dB</th> <th>dB</th> <th>cm</th> <th>deg</th> </tr> </thead> <tbody> <tr> <td>1</td> <td>5190.00</td> <td>100.00</td> <td>-----</td> <td>-----</td> <td>85.91</td> <td>34.86</td> <td>11.06</td> <td>31.83</td> <td>245</td> <td>81 PEAK</td> </tr> </tbody> </table>	Limit	Margin	Read	Ant	Cable	Preamp	APos	TPos	Remark	Freq	Level	Line	(dB)	Level	Factor	Loss	Factor		MHz	dBuV/m	dBuV/m	dB	dBuV	dB/m	dB	dB	cm	deg	1	5190.00	100.00	-----	-----	85.91	34.86	11.06	31.83	245	81 PEAK
	Limit	Margin	Read	Ant	Cable	Preamp	APos	TPos	Remark																																																																							
Freq	Level	Line	(dB)	Level	Factor	Loss	Factor																																																																									
MHz	dBuV/m	dBuV/m	dB	dBuV	dB/m	dB	dB	cm	deg																																																																							
1	5149.63	66.74	74.00	-7.26	52.56	34.87	11.09	31.78	245	81 PEAK																																																																						
Limit	Margin	Read	Ant	Cable	Preamp	APos	TPos	Remark																																																																								
Freq	Level	Line	(dB)	Level	Factor	Loss	Factor																																																																									
MHz	dBuV/m	dBuV/m	dB	dBuV	dB/m	dB	dB	cm	deg																																																																							
1	5190.00	100.00	-----	-----	85.91	34.86	11.06	31.83	245	81 PEAK																																																																						
Avg	<p>Date: 2024-09-22</p> <table border="1"> <thead> <tr> <th>Limit</th> <th>Margin</th> <th>Read</th> <th>Ant</th> <th>Cable</th> <th>Preamp</th> <th>APos</th> <th>TPos</th> <th>Remark</th> </tr> <tr> <th>Freq</th> <th>Level</th> <th>Line</th> <th>(dB)</th> <th>Level</th> <th>Factor</th> <th>Loss</th> <th>Factor</th> <th></th> </tr> <tr> <th>MHz</th> <th>dBuV/m</th> <th>dBuV/m</th> <th>dB</th> <th>dBuV</th> <th>dB/m</th> <th>dB</th> <th>dB</th> <th>cm</th> <th>deg</th> </tr> </thead> <tbody> <tr> <td>1</td> <td>5148.30</td> <td>48.41</td> <td>54.00</td> <td>-5.59</td> <td>34.23</td> <td>34.87</td> <td>11.09</td> <td>31.78</td> <td>245</td> <td>81 AVERAGE</td> </tr> </tbody> </table>	Limit	Margin	Read	Ant	Cable	Preamp	APos	TPos	Remark	Freq	Level	Line	(dB)	Level	Factor	Loss	Factor		MHz	dBuV/m	dBuV/m	dB	dBuV	dB/m	dB	dB	cm	deg	1	5148.30	48.41	54.00	-5.59	34.23	34.87	11.09	31.78	245	81 AVERAGE	<p>Date: 2024-09-22</p> <table border="1"> <thead> <tr> <th>Limit</th> <th>Margin</th> <th>Read</th> <th>Ant</th> <th>Cable</th> <th>Preamp</th> <th>APos</th> <th>TPos</th> <th>Remark</th> </tr> <tr> <th>Freq</th> <th>Level</th> <th>Line</th> <th>(dB)</th> <th>Level</th> <th>Factor</th> <th>Loss</th> <th>Factor</th> <th></th> </tr> <tr> <th>MHz</th> <th>dBuV/m</th> <th>dBuV/m</th> <th>dB</th> <th>dBuV</th> <th>dB/m</th> <th>dB</th> <th>dB</th> <th>cm</th> <th>deg</th> </tr> </thead> <tbody> <tr> <td>1</td> <td>5190.00</td> <td>93.24</td> <td>-----</td> <td>-----</td> <td>79.13</td> <td>34.86</td> <td>11.07</td> <td>31.82</td> <td>245</td> <td>81 AVERAGE</td> </tr> </tbody> </table>	Limit	Margin	Read	Ant	Cable	Preamp	APos	TPos	Remark	Freq	Level	Line	(dB)	Level	Factor	Loss	Factor		MHz	dBuV/m	dBuV/m	dB	dBuV	dB/m	dB	dB	cm	deg	1	5190.00	93.24	-----	-----	79.13	34.86	11.07	31.82	245	81 AVERAGE
Limit	Margin	Read	Ant	Cable	Preamp	APos	TPos	Remark																																																																								
Freq	Level	Line	(dB)	Level	Factor	Loss	Factor																																																																									
MHz	dBuV/m	dBuV/m	dB	dBuV	dB/m	dB	dB	cm	deg																																																																							
1	5148.30	48.41	54.00	-5.59	34.23	34.87	11.09	31.78	245	81 AVERAGE																																																																						
Limit	Margin	Read	Ant	Cable	Preamp	APos	TPos	Remark																																																																								
Freq	Level	Line	(dB)	Level	Factor	Loss	Factor																																																																									
MHz	dBuV/m	dBuV/m	dB	dBuV	dB/m	dB	dB	cm	deg																																																																							
1	5190.00	93.24	-----	-----	79.13	34.86	11.07	31.82	245	81 AVERAGE																																																																						



Mode	20																																									
	Band Edge - R																																									
	U-NII-1_5.15-5.25_802.11n HT40_CH38_5190MHz																																									
ANT	5																																									
Pol.	Vertical	Fundamental																																								
Peak	<table border="1"> <thead> <tr> <th>Limit</th> <th>Margin</th> <th>Read</th> <th>Ant</th> <th>Cable</th> <th>Preamp</th> <th>APos</th> <th>TPos</th> <th>Remark</th> </tr> <tr> <th>Freq</th> <th>Level</th> <th>Line</th> <th>(dB)</th> <th>Level</th> <th>Factor</th> <th>Loss</th> <th>Factor</th> <th></th> </tr> <tr> <th>MHz</th> <th>dBuV/m</th> <th>dBuV/m</th> <th>dB</th> <th>dBuV</th> <th>dB/m</th> <th>dB</th> <th>dB</th> <th>cm</th> <th>deg</th> </tr> </thead> <tbody> <tr> <td>1</td> <td>5355.65</td> <td>52.04</td> <td>74.00</td> <td>-21.96</td> <td>38.31</td> <td>34.83</td> <td>10.94</td> <td>32.04</td> <td>245</td> <td>81</td> <td>PEAK</td> </tr> </tbody> </table>	Limit	Margin	Read	Ant	Cable	Preamp	APos	TPos	Remark	Freq	Level	Line	(dB)	Level	Factor	Loss	Factor		MHz	dBuV/m	dBuV/m	dB	dBuV	dB/m	dB	dB	cm	deg	1	5355.65	52.04	74.00	-21.96	38.31	34.83	10.94	32.04	245	81	PEAK	Blank
Limit	Margin	Read	Ant	Cable	Preamp	APos	TPos	Remark																																		
Freq	Level	Line	(dB)	Level	Factor	Loss	Factor																																			
MHz	dBuV/m	dBuV/m	dB	dBuV	dB/m	dB	dB	cm	deg																																	
1	5355.65	52.04	74.00	-21.96	38.31	34.83	10.94	32.04	245	81	PEAK																															
Avg	<table border="1"> <thead> <tr> <th>Limit</th> <th>Margin</th> <th>Read</th> <th>Ant</th> <th>Cable</th> <th>Preamp</th> <th>APos</th> <th>TPos</th> <th>Remark</th> </tr> <tr> <th>Freq</th> <th>Level</th> <th>Line</th> <th>(dB)</th> <th>Level</th> <th>Factor</th> <th>Loss</th> <th>Factor</th> <th></th> </tr> <tr> <th>MHz</th> <th>dBuV/m</th> <th>dBuV/m</th> <th>dB</th> <th>dBuV</th> <th>dB/m</th> <th>dB</th> <th>dB</th> <th>cm</th> <th>deg</th> </tr> </thead> <tbody> <tr> <td>1</td> <td>5355.40</td> <td>42.07</td> <td>54.00</td> <td>-11.93</td> <td>28.34</td> <td>34.83</td> <td>10.94</td> <td>32.04</td> <td>245</td> <td>81</td> <td>AVERAGE</td> </tr> </tbody> </table>	Limit	Margin	Read	Ant	Cable	Preamp	APos	TPos	Remark	Freq	Level	Line	(dB)	Level	Factor	Loss	Factor		MHz	dBuV/m	dBuV/m	dB	dBuV	dB/m	dB	dB	cm	deg	1	5355.40	42.07	54.00	-11.93	28.34	34.83	10.94	32.04	245	81	AVERAGE	Blank
Limit	Margin	Read	Ant	Cable	Preamp	APos	TPos	Remark																																		
Freq	Level	Line	(dB)	Level	Factor	Loss	Factor																																			
MHz	dBuV/m	dBuV/m	dB	dBuV	dB/m	dB	dB	cm	deg																																	
1	5355.40	42.07	54.00	-11.93	28.34	34.83	10.94	32.04	245	81	AVERAGE																															



Mode	21																																																																																	
	Band Edge - L																																																																																	
	U-NII-1_5.15-5.25_802.11n HT40_CH46_5230MHz																																																																																	
ANT	5																																																																																	
Pol.	Horizontal	Fundamental																																																																																
Peak	<table border="1"> <thead> <tr> <th>Limit</th> <th>Margin</th> <th>Read</th> <th>Ant</th> <th>Cable</th> <th>Preamp</th> <th>APos</th> <th>TPos</th> <th>Remark</th> </tr> <tr> <th>Freq</th> <th>Level</th> <th>Line</th> <th>(dB)</th> <th>Level</th> <th>Factor</th> <th>Loss</th> <th>Factor</th> <th></th> </tr> <tr> <th>MHz</th> <th>dBuV/m</th> <th>dBuV/m</th> <th>dB</th> <th>dBuV</th> <th>dB/m</th> <th>dB</th> <th>dB</th> <th>cm</th> <th>deg</th> </tr> </thead> <tbody> <tr> <td>1</td> <td>5149.39</td> <td>54.13</td> <td>74.00</td> <td>-19.87</td> <td>39.95</td> <td>34.87</td> <td>11.09</td> <td>31.78</td> <td>200</td> <td>360</td> <td>PEAK</td> </tr> </tbody> </table>	Limit	Margin	Read	Ant	Cable	Preamp	APos	TPos	Remark	Freq	Level	Line	(dB)	Level	Factor	Loss	Factor		MHz	dBuV/m	dBuV/m	dB	dBuV	dB/m	dB	dB	cm	deg	1	5149.39	54.13	74.00	-19.87	39.95	34.87	11.09	31.78	200	360	PEAK	<table border="1"> <thead> <tr> <th>Limit</th> <th>Margin</th> <th>Read</th> <th>Ant</th> <th>Cable</th> <th>Preamp</th> <th>APos</th> <th>TPos</th> <th>Remark</th> </tr> <tr> <th>Freq</th> <th>Level</th> <th>Line</th> <th>(dB)</th> <th>Level</th> <th>Factor</th> <th>Loss</th> <th>Factor</th> <th></th> </tr> <tr> <th>MHz</th> <th>dBuV/m</th> <th>dBuV/m</th> <th>dB</th> <th>dBuV</th> <th>dB/m</th> <th>dB</th> <th>dB</th> <th>cm</th> <th>deg</th> </tr> </thead> <tbody> <tr> <td>1</td> <td>5230.00</td> <td>102.18</td> <td>-----</td> <td>-----</td> <td>88.18</td> <td>34.85</td> <td>11.03</td> <td>31.88</td> <td>200</td> <td>360</td> <td>PEAK</td> </tr> </tbody> </table>	Limit	Margin	Read	Ant	Cable	Preamp	APos	TPos	Remark	Freq	Level	Line	(dB)	Level	Factor	Loss	Factor		MHz	dBuV/m	dBuV/m	dB	dBuV	dB/m	dB	dB	cm	deg	1	5230.00	102.18	-----	-----	88.18	34.85	11.03	31.88	200	360	PEAK
	Limit	Margin	Read	Ant	Cable	Preamp	APos	TPos	Remark																																																																									
Freq	Level	Line	(dB)	Level	Factor	Loss	Factor																																																																											
MHz	dBuV/m	dBuV/m	dB	dBuV	dB/m	dB	dB	cm	deg																																																																									
1	5149.39	54.13	74.00	-19.87	39.95	34.87	11.09	31.78	200	360	PEAK																																																																							
Limit	Margin	Read	Ant	Cable	Preamp	APos	TPos	Remark																																																																										
Freq	Level	Line	(dB)	Level	Factor	Loss	Factor																																																																											
MHz	dBuV/m	dBuV/m	dB	dBuV	dB/m	dB	dB	cm	deg																																																																									
1	5230.00	102.18	-----	-----	88.18	34.85	11.03	31.88	200	360	PEAK																																																																							
Avg	<table border="1"> <thead> <tr> <th>Limit</th> <th>Margin</th> <th>Read</th> <th>Ant</th> <th>Cable</th> <th>Preamp</th> <th>APos</th> <th>TPos</th> <th>Remark</th> </tr> <tr> <th>Freq</th> <th>Level</th> <th>Line</th> <th>(dB)</th> <th>Level</th> <th>Factor</th> <th>Loss</th> <th>Factor</th> <th></th> </tr> <tr> <th>MHz</th> <th>dBuV/m</th> <th>dBuV/m</th> <th>dB</th> <th>dBuV</th> <th>dB/m</th> <th>dB</th> <th>dB</th> <th>cm</th> <th>deg</th> </tr> </thead> <tbody> <tr> <td>1</td> <td>5148.93</td> <td>44.79</td> <td>54.00</td> <td>-9.21</td> <td>30.61</td> <td>34.87</td> <td>11.09</td> <td>31.78</td> <td>200</td> <td>360</td> <td>AVERAGE</td> </tr> </tbody> </table>	Limit	Margin	Read	Ant	Cable	Preamp	APos	TPos	Remark	Freq	Level	Line	(dB)	Level	Factor	Loss	Factor		MHz	dBuV/m	dBuV/m	dB	dBuV	dB/m	dB	dB	cm	deg	1	5148.93	44.79	54.00	-9.21	30.61	34.87	11.09	31.78	200	360	AVERAGE	<table border="1"> <thead> <tr> <th>Limit</th> <th>Margin</th> <th>Read</th> <th>Ant</th> <th>Cable</th> <th>Preamp</th> <th>APos</th> <th>TPos</th> <th>Remark</th> </tr> <tr> <th>Freq</th> <th>Level</th> <th>Line</th> <th>(dB)</th> <th>Level</th> <th>Factor</th> <th>Loss</th> <th>Factor</th> <th></th> </tr> <tr> <th>MHz</th> <th>dBuV/m</th> <th>dBuV/m</th> <th>dB</th> <th>dBuV</th> <th>dB/m</th> <th>dB</th> <th>dB</th> <th>cm</th> <th>deg</th> </tr> </thead> <tbody> <tr> <td>1</td> <td>5230.00</td> <td>94.89</td> <td>-----</td> <td>-----</td> <td>80.89</td> <td>34.85</td> <td>11.03</td> <td>31.88</td> <td>200</td> <td>360</td> <td>AVERAGE</td> </tr> </tbody> </table>	Limit	Margin	Read	Ant	Cable	Preamp	APos	TPos	Remark	Freq	Level	Line	(dB)	Level	Factor	Loss	Factor		MHz	dBuV/m	dBuV/m	dB	dBuV	dB/m	dB	dB	cm	deg	1	5230.00	94.89	-----	-----	80.89	34.85	11.03	31.88	200	360	AVERAGE
Limit	Margin	Read	Ant	Cable	Preamp	APos	TPos	Remark																																																																										
Freq	Level	Line	(dB)	Level	Factor	Loss	Factor																																																																											
MHz	dBuV/m	dBuV/m	dB	dBuV	dB/m	dB	dB	cm	deg																																																																									
1	5148.93	44.79	54.00	-9.21	30.61	34.87	11.09	31.78	200	360	AVERAGE																																																																							
Limit	Margin	Read	Ant	Cable	Preamp	APos	TPos	Remark																																																																										
Freq	Level	Line	(dB)	Level	Factor	Loss	Factor																																																																											
MHz	dBuV/m	dBuV/m	dB	dBuV	dB/m	dB	dB	cm	deg																																																																									
1	5230.00	94.89	-----	-----	80.89	34.85	11.03	31.88	200	360	AVERAGE																																																																							



Mode	21																																									
	Band Edge - R																																									
	U-NII-1_5.15-5.25_802.11n HT40_CH46_5230MHz																																									
ANT	5																																									
Pol.	Horizontal	Fundamental																																								
Peak	<p>Date: 2024-09-22</p> <table border="1"> <thead> <tr> <th>Limit</th> <th>Margin</th> <th>Read</th> <th>Ant</th> <th>Cable</th> <th>Preamp</th> <th>APos</th> <th>TPos</th> <th>Remark</th> </tr> <tr> <th>Freq</th> <th>Level</th> <th>Line</th> <th>(dB)</th> <th>Level</th> <th>Factor</th> <th>Loss</th> <th>Factor</th> <th></th> </tr> <tr> <th>MHz</th> <th>dBuV/m</th> <th>dBuV/m</th> <th>dB</th> <th>dBuV</th> <th>dB/m</th> <th>dB</th> <th>dB</th> <th>cm</th> <th>deg</th> </tr> </thead> <tbody> <tr> <td>1</td> <td>5376.63</td> <td>51.95</td> <td>74.00</td> <td>-22.05</td> <td>38.27</td> <td>34.82</td> <td>10.92</td> <td>32.06</td> <td>200</td> <td>360</td> <td>PEAK</td> </tr> </tbody> </table>	Limit	Margin	Read	Ant	Cable	Preamp	APos	TPos	Remark	Freq	Level	Line	(dB)	Level	Factor	Loss	Factor		MHz	dBuV/m	dBuV/m	dB	dBuV	dB/m	dB	dB	cm	deg	1	5376.63	51.95	74.00	-22.05	38.27	34.82	10.92	32.06	200	360	PEAK	Blank
Limit	Margin	Read	Ant	Cable	Preamp	APos	TPos	Remark																																		
Freq	Level	Line	(dB)	Level	Factor	Loss	Factor																																			
MHz	dBuV/m	dBuV/m	dB	dBuV	dB/m	dB	dB	cm	deg																																	
1	5376.63	51.95	74.00	-22.05	38.27	34.82	10.92	32.06	200	360	PEAK																															
Avg	<p>Date: 2024-09-22</p> <table border="1"> <thead> <tr> <th>Limit</th> <th>Margin</th> <th>Read</th> <th>Ant</th> <th>Cable</th> <th>Preamp</th> <th>APos</th> <th>TPos</th> <th>Remark</th> </tr> <tr> <th>Freq</th> <th>Level</th> <th>Line</th> <th>(dB)</th> <th>Level</th> <th>Factor</th> <th>Loss</th> <th>Factor</th> <th></th> </tr> <tr> <th>MHz</th> <th>dBuV/m</th> <th>dBuV/m</th> <th>dB</th> <th>dBuV</th> <th>dB/m</th> <th>dB</th> <th>dB</th> <th>cm</th> <th>deg</th> </tr> </thead> <tbody> <tr> <td>1</td> <td>5356.64</td> <td>42.15</td> <td>54.00</td> <td>-11.85</td> <td>28.42</td> <td>34.83</td> <td>10.94</td> <td>32.04</td> <td>200</td> <td>360</td> <td>AVERAGE</td> </tr> </tbody> </table>	Limit	Margin	Read	Ant	Cable	Preamp	APos	TPos	Remark	Freq	Level	Line	(dB)	Level	Factor	Loss	Factor		MHz	dBuV/m	dBuV/m	dB	dBuV	dB/m	dB	dB	cm	deg	1	5356.64	42.15	54.00	-11.85	28.42	34.83	10.94	32.04	200	360	AVERAGE	Blank
Limit	Margin	Read	Ant	Cable	Preamp	APos	TPos	Remark																																		
Freq	Level	Line	(dB)	Level	Factor	Loss	Factor																																			
MHz	dBuV/m	dBuV/m	dB	dBuV	dB/m	dB	dB	cm	deg																																	
1	5356.64	42.15	54.00	-11.85	28.42	34.83	10.94	32.04	200	360	AVERAGE																															



Mode	21																																																																																	
	Band Edge - L																																																																																	
	U-NII-1_5.15-5.25_802.11n HT40_CH46_5230MHz																																																																																	
ANT	5																																																																																	
Pol.	Vertical	Fundamental																																																																																
Peak	<p>Date: 2024-09-22</p> <table border="1"> <thead> <tr> <th>Limit</th> <th>Margin</th> <th>Read</th> <th>Ant</th> <th>Cable</th> <th>Preamp</th> <th>APos</th> <th>TPos</th> <th>Remark</th> </tr> <tr> <th>Freq</th> <th>Level</th> <th>Line</th> <th>(dB)</th> <th>Level</th> <th>Factor</th> <th>Loss</th> <th>Factor</th> <th></th> </tr> <tr> <th>MHz</th> <th>dBuV/m</th> <th>dBuV/m</th> <th>dB</th> <th>dBuV</th> <th>dB/m</th> <th>dB</th> <th>dB</th> <th>cm</th> <th>deg</th> </tr> </thead> <tbody> <tr> <td>1</td> <td>5144.10</td> <td>53.47</td> <td>74.00</td> <td>-20.53</td> <td>39.28</td> <td>34.87</td> <td>11.09</td> <td>31.77</td> <td>263</td> <td>68</td> <td>PEAK</td> </tr> </tbody> </table>	Limit	Margin	Read	Ant	Cable	Preamp	APos	TPos	Remark	Freq	Level	Line	(dB)	Level	Factor	Loss	Factor		MHz	dBuV/m	dBuV/m	dB	dBuV	dB/m	dB	dB	cm	deg	1	5144.10	53.47	74.00	-20.53	39.28	34.87	11.09	31.77	263	68	PEAK	<p>Date: 2024-09-22</p> <table border="1"> <thead> <tr> <th>Limit</th> <th>Margin</th> <th>Read</th> <th>Ant</th> <th>Cable</th> <th>Preamp</th> <th>APos</th> <th>TPos</th> <th>Remark</th> </tr> <tr> <th>Freq</th> <th>Level</th> <th>Line</th> <th>(dB)</th> <th>Level</th> <th>Factor</th> <th>Loss</th> <th>Factor</th> <th></th> </tr> <tr> <th>MHz</th> <th>dBuV/m</th> <th>dBuV/m</th> <th>dB</th> <th>dBuV</th> <th>dB/m</th> <th>dB</th> <th>dB</th> <th>cm</th> <th>deg</th> </tr> </thead> <tbody> <tr> <td>1</td> <td>5230.00</td> <td>102.31</td> <td>-----</td> <td>-----</td> <td>88.30</td> <td>34.85</td> <td>11.04</td> <td>31.88</td> <td>263</td> <td>68</td> <td>PEAK</td> </tr> </tbody> </table>	Limit	Margin	Read	Ant	Cable	Preamp	APos	TPos	Remark	Freq	Level	Line	(dB)	Level	Factor	Loss	Factor		MHz	dBuV/m	dBuV/m	dB	dBuV	dB/m	dB	dB	cm	deg	1	5230.00	102.31	-----	-----	88.30	34.85	11.04	31.88	263	68	PEAK
	Limit	Margin	Read	Ant	Cable	Preamp	APos	TPos	Remark																																																																									
Freq	Level	Line	(dB)	Level	Factor	Loss	Factor																																																																											
MHz	dBuV/m	dBuV/m	dB	dBuV	dB/m	dB	dB	cm	deg																																																																									
1	5144.10	53.47	74.00	-20.53	39.28	34.87	11.09	31.77	263	68	PEAK																																																																							
Limit	Margin	Read	Ant	Cable	Preamp	APos	TPos	Remark																																																																										
Freq	Level	Line	(dB)	Level	Factor	Loss	Factor																																																																											
MHz	dBuV/m	dBuV/m	dB	dBuV	dB/m	dB	dB	cm	deg																																																																									
1	5230.00	102.31	-----	-----	88.30	34.85	11.04	31.88	263	68	PEAK																																																																							
Avg	<p>Date: 2024-09-22</p> <table border="1"> <thead> <tr> <th>Limit</th> <th>Margin</th> <th>Read</th> <th>Ant</th> <th>Cable</th> <th>Preamp</th> <th>APos</th> <th>TPos</th> <th>Remark</th> </tr> <tr> <th>Freq</th> <th>Level</th> <th>Line</th> <th>(dB)</th> <th>Level</th> <th>Factor</th> <th>Loss</th> <th>Factor</th> <th></th> </tr> <tr> <th>MHz</th> <th>dBuV/m</th> <th>dBuV/m</th> <th>dB</th> <th>dBuV</th> <th>dB/m</th> <th>dB</th> <th>dB</th> <th>cm</th> <th>deg</th> </tr> </thead> <tbody> <tr> <td>1</td> <td>5149.85</td> <td>43.29</td> <td>54.00</td> <td>-10.71</td> <td>29.11</td> <td>34.87</td> <td>11.09</td> <td>31.78</td> <td>263</td> <td>68</td> <td>AVERAGE</td> </tr> </tbody> </table>	Limit	Margin	Read	Ant	Cable	Preamp	APos	TPos	Remark	Freq	Level	Line	(dB)	Level	Factor	Loss	Factor		MHz	dBuV/m	dBuV/m	dB	dBuV	dB/m	dB	dB	cm	deg	1	5149.85	43.29	54.00	-10.71	29.11	34.87	11.09	31.78	263	68	AVERAGE	<p>Date: 2024-09-22</p> <table border="1"> <thead> <tr> <th>Limit</th> <th>Margin</th> <th>Read</th> <th>Ant</th> <th>Cable</th> <th>Preamp</th> <th>APos</th> <th>TPos</th> <th>Remark</th> </tr> <tr> <th>Freq</th> <th>Level</th> <th>Line</th> <th>(dB)</th> <th>Level</th> <th>Factor</th> <th>Loss</th> <th>Factor</th> <th></th> </tr> <tr> <th>MHz</th> <th>dBuV/m</th> <th>dBuV/m</th> <th>dB</th> <th>dBuV</th> <th>dB/m</th> <th>dB</th> <th>dB</th> <th>cm</th> <th>deg</th> </tr> </thead> <tbody> <tr> <td>1</td> <td>5230.00</td> <td>93.69</td> <td>-----</td> <td>-----</td> <td>79.68</td> <td>34.85</td> <td>11.04</td> <td>31.88</td> <td>263</td> <td>68</td> <td>AVERAGE</td> </tr> </tbody> </table>	Limit	Margin	Read	Ant	Cable	Preamp	APos	TPos	Remark	Freq	Level	Line	(dB)	Level	Factor	Loss	Factor		MHz	dBuV/m	dBuV/m	dB	dBuV	dB/m	dB	dB	cm	deg	1	5230.00	93.69	-----	-----	79.68	34.85	11.04	31.88	263	68	AVERAGE
Limit	Margin	Read	Ant	Cable	Preamp	APos	TPos	Remark																																																																										
Freq	Level	Line	(dB)	Level	Factor	Loss	Factor																																																																											
MHz	dBuV/m	dBuV/m	dB	dBuV	dB/m	dB	dB	cm	deg																																																																									
1	5149.85	43.29	54.00	-10.71	29.11	34.87	11.09	31.78	263	68	AVERAGE																																																																							
Limit	Margin	Read	Ant	Cable	Preamp	APos	TPos	Remark																																																																										
Freq	Level	Line	(dB)	Level	Factor	Loss	Factor																																																																											
MHz	dBuV/m	dBuV/m	dB	dBuV	dB/m	dB	dB	cm	deg																																																																									
1	5230.00	93.69	-----	-----	79.68	34.85	11.04	31.88	263	68	AVERAGE																																																																							



Mode	21																																								
	Band Edge - R																																								
	U-NII-1_5.15-5.25_802.11n HT40_CH46_5230MHz																																								
ANT	5																																								
Pol.	Vertical	Fundamental																																							
Peak	<table border="1"> <thead> <tr> <th>Limit</th> <th>Margin</th> <th>Read</th> <th>Ant</th> <th>Cable</th> <th>Preamp</th> <th>APos</th> <th>TPos</th> <th>Remark</th> </tr> <tr> <th>Freq</th> <th>Level</th> <th>Line</th> <th>(dB)</th> <th>Level</th> <th>Factor</th> <th>Loss</th> <th>Factor</th> <th></th> </tr> <tr> <th>MHz</th> <th>dBuV/m</th> <th>dBuV/m</th> <th>dBuV</th> <th>dB/m</th> <th>dB</th> <th>dB</th> <th>cm</th> <th>deg</th> </tr> </thead> <tbody> <tr> <td>1</td> <td>5386.47</td> <td>52.47</td> <td>74.00</td> <td>-21.53</td> <td>38.80</td> <td>34.82</td> <td>10.92</td> <td>32.07</td> <td>263</td> <td>68</td> <td>PEAK</td> </tr> </tbody> </table>	Limit	Margin	Read	Ant	Cable	Preamp	APos	TPos	Remark	Freq	Level	Line	(dB)	Level	Factor	Loss	Factor		MHz	dBuV/m	dBuV/m	dBuV	dB/m	dB	dB	cm	deg	1	5386.47	52.47	74.00	-21.53	38.80	34.82	10.92	32.07	263	68	PEAK	Blank
Limit	Margin	Read	Ant	Cable	Preamp	APos	TPos	Remark																																	
Freq	Level	Line	(dB)	Level	Factor	Loss	Factor																																		
MHz	dBuV/m	dBuV/m	dBuV	dB/m	dB	dB	cm	deg																																	
1	5386.47	52.47	74.00	-21.53	38.80	34.82	10.92	32.07	263	68	PEAK																														
Avg	<table border="1"> <thead> <tr> <th>Limit</th> <th>Margin</th> <th>Read</th> <th>Ant</th> <th>Cable</th> <th>Preamp</th> <th>APos</th> <th>TPos</th> <th>Remark</th> </tr> <tr> <th>Freq</th> <th>Level</th> <th>Line</th> <th>(dB)</th> <th>Level</th> <th>Factor</th> <th>Loss</th> <th>Factor</th> <th></th> </tr> <tr> <th>MHz</th> <th>dBuV/m</th> <th>dBuV/m</th> <th>dBuV</th> <th>dB/m</th> <th>dB</th> <th>dB</th> <th>cm</th> <th>deg</th> </tr> </thead> <tbody> <tr> <td>1</td> <td>5351.56</td> <td>42.19</td> <td>54.00</td> <td>-11.81</td> <td>28.45</td> <td>34.83</td> <td>10.94</td> <td>32.03</td> <td>263</td> <td>68</td> <td>AVERAGE</td> </tr> </tbody> </table>	Limit	Margin	Read	Ant	Cable	Preamp	APos	TPos	Remark	Freq	Level	Line	(dB)	Level	Factor	Loss	Factor		MHz	dBuV/m	dBuV/m	dBuV	dB/m	dB	dB	cm	deg	1	5351.56	42.19	54.00	-11.81	28.45	34.83	10.94	32.03	263	68	AVERAGE	Blank
Limit	Margin	Read	Ant	Cable	Preamp	APos	TPos	Remark																																	
Freq	Level	Line	(dB)	Level	Factor	Loss	Factor																																		
MHz	dBuV/m	dBuV/m	dBuV	dB/m	dB	dB	cm	deg																																	
1	5351.56	42.19	54.00	-11.81	28.45	34.83	10.94	32.03	263	68	AVERAGE																														



Mode	22																																											
	Band Edge - L																																											
	U-NII-2A_5.25-5.35_802.11n HT40_CH54_5270MHz																																											
ANT	5																																											
Pol.	Horizontal	Fundamental																																										
Peak	<table border="1"> <thead> <tr> <th>Limit Margin</th> <th>Read</th> <th>Ant</th> <th>Cable</th> <th>Preamp</th> <th>APos</th> <th>TPos</th> </tr> <tr> <th>Freq Level Line (dB)</th> <th>Level Factor</th> <th>Loss Factor</th> <th></th> <th></th> <th>cm</th> <th>deg</th> </tr> </thead> <tbody> <tr> <td>1 5097.34 53.73 74.00 -20.27</td> <td>39.46</td> <td>34.88</td> <td>11.11</td> <td>31.72</td> <td>237</td> <td>360 PEAK</td> </tr> </tbody> </table>	Limit Margin	Read	Ant	Cable	Preamp	APos	TPos	Freq Level Line (dB)	Level Factor	Loss Factor			cm	deg	1 5097.34 53.73 74.00 -20.27	39.46	34.88	11.11	31.72	237	360 PEAK	<table border="1"> <thead> <tr> <th>Limit Margin</th> <th>Read</th> <th>Ant</th> <th>Cable</th> <th>Preamp</th> <th>APos</th> <th>TPos</th> </tr> <tr> <th>Freq Level Line (dB)</th> <th>Level Factor</th> <th>Loss Factor</th> <th></th> <th></th> <th>cm</th> <th>deg</th> </tr> </thead> <tbody> <tr> <td>1 5270.00 102.34 -</td> <td>88.40</td> <td>34.85</td> <td>11.01</td> <td>31.92</td> <td>237</td> <td>360 PEAK</td> </tr> </tbody> </table>	Limit Margin	Read	Ant	Cable	Preamp	APos	TPos	Freq Level Line (dB)	Level Factor	Loss Factor			cm	deg	1 5270.00 102.34 -	88.40	34.85	11.01	31.92	237	360 PEAK
	Limit Margin	Read	Ant	Cable	Preamp	APos	TPos																																					
Freq Level Line (dB)	Level Factor	Loss Factor			cm	deg																																						
1 5097.34 53.73 74.00 -20.27	39.46	34.88	11.11	31.72	237	360 PEAK																																						
Limit Margin	Read	Ant	Cable	Preamp	APos	TPos																																						
Freq Level Line (dB)	Level Factor	Loss Factor			cm	deg																																						
1 5270.00 102.34 -	88.40	34.85	11.01	31.92	237	360 PEAK																																						
Avg	<table border="1"> <thead> <tr> <th>Limit Margin</th> <th>Read</th> <th>Ant</th> <th>Cable</th> <th>Preamp</th> <th>APos</th> <th>TPos</th> </tr> <tr> <th>Freq Level Line (dB)</th> <th>Level Factor</th> <th>Loss Factor</th> <th></th> <th></th> <th>cm</th> <th>deg</th> </tr> </thead> <tbody> <tr> <td>1 5142.18 43.62 54.00 -10.38</td> <td>29.43</td> <td>34.87</td> <td>11.09</td> <td>31.77</td> <td>237</td> <td>360 AVERAGE</td> </tr> </tbody> </table>	Limit Margin	Read	Ant	Cable	Preamp	APos	TPos	Freq Level Line (dB)	Level Factor	Loss Factor			cm	deg	1 5142.18 43.62 54.00 -10.38	29.43	34.87	11.09	31.77	237	360 AVERAGE	<table border="1"> <thead> <tr> <th>Limit Margin</th> <th>Read</th> <th>Ant</th> <th>Cable</th> <th>Preamp</th> <th>APos</th> <th>TPos</th> </tr> <tr> <th>Freq Level Line (dB)</th> <th>Level Factor</th> <th>Loss Factor</th> <th></th> <th></th> <th>cm</th> <th>deg</th> </tr> </thead> <tbody> <tr> <td>1 5270.00 95.61 -</td> <td>81.67</td> <td>34.85</td> <td>11.01</td> <td>31.92</td> <td>237</td> <td>360 AVERAGE</td> </tr> </tbody> </table>	Limit Margin	Read	Ant	Cable	Preamp	APos	TPos	Freq Level Line (dB)	Level Factor	Loss Factor			cm	deg	1 5270.00 95.61 -	81.67	34.85	11.01	31.92	237	360 AVERAGE
Limit Margin	Read	Ant	Cable	Preamp	APos	TPos																																						
Freq Level Line (dB)	Level Factor	Loss Factor			cm	deg																																						
1 5142.18 43.62 54.00 -10.38	29.43	34.87	11.09	31.77	237	360 AVERAGE																																						
Limit Margin	Read	Ant	Cable	Preamp	APos	TPos																																						
Freq Level Line (dB)	Level Factor	Loss Factor			cm	deg																																						
1 5270.00 95.61 -	81.67	34.85	11.01	31.92	237	360 AVERAGE																																						



Mode	22																																					
	Band Edge - R																																					
	U-NII-2A_5.25-5.35_802.11n HT40_CH54_5270MHz																																					
ANT	5																																					
Pol.	Horizontal	Fundamental																																				
Peak	<table border="1"> <thead> <tr> <th>Limit</th> <th>Margin</th> <th>Read</th> <th>Ant</th> <th>Cable</th> <th>Preamp</th> <th>APos</th> <th>TPos</th> </tr> <tr> <th>Freq</th> <th>Level</th> <th>Line</th> <th>(dB)</th> <th>Level</th> <th>Factor</th> <th>Loss</th> <th>Factor</th> </tr> <tr> <th>MHz</th> <th>dBuV/m</th> <th>dBuV/m</th> <th>dBuV</th> <th>dB/m</th> <th>dB</th> <th>dB</th> <th>cm</th> </tr> </thead> <tbody> <tr> <td>1</td> <td>5352.18</td> <td>56.86</td> <td>74.00</td> <td>-17.14</td> <td>43.12</td> <td>34.83</td> <td>10.94</td> <td>32.03</td> <td>237</td> <td>360</td> <td>PEAK</td> </tr> </tbody> </table>	Limit	Margin	Read	Ant	Cable	Preamp	APos	TPos	Freq	Level	Line	(dB)	Level	Factor	Loss	Factor	MHz	dBuV/m	dBuV/m	dBuV	dB/m	dB	dB	cm	1	5352.18	56.86	74.00	-17.14	43.12	34.83	10.94	32.03	237	360	PEAK	Blank
Limit	Margin	Read	Ant	Cable	Preamp	APos	TPos																															
Freq	Level	Line	(dB)	Level	Factor	Loss	Factor																															
MHz	dBuV/m	dBuV/m	dBuV	dB/m	dB	dB	cm																															
1	5352.18	56.86	74.00	-17.14	43.12	34.83	10.94	32.03	237	360	PEAK																											
Avg	<table border="1"> <thead> <tr> <th>Limit</th> <th>Margin</th> <th>Read</th> <th>Ant</th> <th>Cable</th> <th>Preamp</th> <th>APos</th> <th>TPos</th> </tr> <tr> <th>Freq</th> <th>Level</th> <th>Line</th> <th>(dB)</th> <th>Level</th> <th>Factor</th> <th>Loss</th> <th>Factor</th> </tr> <tr> <th>MHz</th> <th>dBuV/m</th> <th>dBuV/m</th> <th>dBuV</th> <th>dB/m</th> <th>dB</th> <th>dB</th> <th>cm</th> </tr> </thead> <tbody> <tr> <td>1</td> <td>5350.67</td> <td>45.26</td> <td>54.00</td> <td>-8.74</td> <td>31.52</td> <td>34.83</td> <td>10.94</td> <td>32.03</td> <td>237</td> <td>360</td> <td>AVERAGE</td> </tr> </tbody> </table>	Limit	Margin	Read	Ant	Cable	Preamp	APos	TPos	Freq	Level	Line	(dB)	Level	Factor	Loss	Factor	MHz	dBuV/m	dBuV/m	dBuV	dB/m	dB	dB	cm	1	5350.67	45.26	54.00	-8.74	31.52	34.83	10.94	32.03	237	360	AVERAGE	Blank
Limit	Margin	Read	Ant	Cable	Preamp	APos	TPos																															
Freq	Level	Line	(dB)	Level	Factor	Loss	Factor																															
MHz	dBuV/m	dBuV/m	dBuV	dB/m	dB	dB	cm																															
1	5350.67	45.26	54.00	-8.74	31.52	34.83	10.94	32.03	237	360	AVERAGE																											



Mode	22																																																																																	
	Band Edge - L																																																																																	
	U-NII-2A_5.25-5.35_802.11n HT40_CH54_5270MHz																																																																																	
ANT	5																																																																																	
Pol.	Vertical	Fundamental																																																																																
Peak	<table border="1"> <thead> <tr> <th>Limit</th> <th>Margin</th> <th>Read</th> <th>Ant</th> <th>Cable</th> <th>Preamp</th> <th>APos</th> <th>TPos</th> <th>Remark</th> </tr> <tr> <th>Freq</th> <th>Level</th> <th>Line</th> <th>(dB)</th> <th>Level</th> <th>Factor</th> <th>Loss</th> <th>Factor</th> <th></th> </tr> <tr> <th>MHz</th> <th>dBuV/m</th> <th>dBuV/m</th> <th>dBuV</th> <th>dB/m</th> <th>dB</th> <th>dB</th> <th>cm</th> <th>deg</th> </tr> </thead> <tbody> <tr> <td>1</td> <td>5110.05</td> <td>53.42</td> <td>74.00</td> <td>-20.58</td> <td>39.16</td> <td>34.88</td> <td>11.11</td> <td>31.73</td> <td>200</td> <td>78</td> <td>PEAK</td> </tr> </tbody> </table>	Limit	Margin	Read	Ant	Cable	Preamp	APos	TPos	Remark	Freq	Level	Line	(dB)	Level	Factor	Loss	Factor		MHz	dBuV/m	dBuV/m	dBuV	dB/m	dB	dB	cm	deg	1	5110.05	53.42	74.00	-20.58	39.16	34.88	11.11	31.73	200	78	PEAK	<table border="1"> <thead> <tr> <th>Limit</th> <th>Margin</th> <th>Read</th> <th>Ant</th> <th>Cable</th> <th>Preamp</th> <th>APos</th> <th>TPos</th> <th>Remark</th> </tr> <tr> <th>Freq</th> <th>Level</th> <th>Line</th> <th>(dB)</th> <th>Level</th> <th>Factor</th> <th>Loss</th> <th>Factor</th> <th></th> </tr> <tr> <th>MHz</th> <th>dBuV/m</th> <th>dBuV/m</th> <th>dB</th> <th>dBuV</th> <th>dB/m</th> <th>dB</th> <th>dB</th> <th>cm</th> <th>deg</th> </tr> </thead> <tbody> <tr> <td>1</td> <td>5270.00</td> <td>100.80</td> <td>74.00</td> <td>26.80</td> <td>86.86</td> <td>34.85</td> <td>11.01</td> <td>31.92</td> <td>200</td> <td>78</td> <td>PEAK</td> </tr> </tbody> </table>	Limit	Margin	Read	Ant	Cable	Preamp	APos	TPos	Remark	Freq	Level	Line	(dB)	Level	Factor	Loss	Factor		MHz	dBuV/m	dBuV/m	dB	dBuV	dB/m	dB	dB	cm	deg	1	5270.00	100.80	74.00	26.80	86.86	34.85	11.01	31.92	200	78	PEAK	
	Limit	Margin	Read	Ant	Cable	Preamp	APos	TPos	Remark																																																																									
Freq	Level	Line	(dB)	Level	Factor	Loss	Factor																																																																											
MHz	dBuV/m	dBuV/m	dBuV	dB/m	dB	dB	cm	deg																																																																										
1	5110.05	53.42	74.00	-20.58	39.16	34.88	11.11	31.73	200	78	PEAK																																																																							
Limit	Margin	Read	Ant	Cable	Preamp	APos	TPos	Remark																																																																										
Freq	Level	Line	(dB)	Level	Factor	Loss	Factor																																																																											
MHz	dBuV/m	dBuV/m	dB	dBuV	dB/m	dB	dB	cm	deg																																																																									
1	5270.00	100.80	74.00	26.80	86.86	34.85	11.01	31.92	200	78	PEAK																																																																							
Avg	<table border="1"> <thead> <tr> <th>Limit</th> <th>Margin</th> <th>Read</th> <th>Ant</th> <th>Cable</th> <th>Preamp</th> <th>APos</th> <th>TPos</th> <th>Remark</th> </tr> <tr> <th>Freq</th> <th>Level</th> <th>Line</th> <th>(dB)</th> <th>Level</th> <th>Factor</th> <th>Loss</th> <th>Factor</th> <th></th> </tr> <tr> <th>MHz</th> <th>dBuV/m</th> <th>dBuV/m</th> <th>dB</th> <th>dBuV</th> <th>dB/m</th> <th>dB</th> <th>dB</th> <th>cm</th> <th>deg</th> </tr> </thead> <tbody> <tr> <td>1</td> <td>5115.97</td> <td>43.24</td> <td>54.00</td> <td>-10.76</td> <td>29.00</td> <td>34.88</td> <td>11.10</td> <td>31.74</td> <td>200</td> <td>78</td> <td>AVERAGE</td> </tr> </tbody> </table>	Limit	Margin	Read	Ant	Cable	Preamp	APos	TPos	Remark	Freq	Level	Line	(dB)	Level	Factor	Loss	Factor		MHz	dBuV/m	dBuV/m	dB	dBuV	dB/m	dB	dB	cm	deg	1	5115.97	43.24	54.00	-10.76	29.00	34.88	11.10	31.74	200	78	AVERAGE	<table border="1"> <thead> <tr> <th>Limit</th> <th>Margin</th> <th>Read</th> <th>Ant</th> <th>Cable</th> <th>Preamp</th> <th>APos</th> <th>TPos</th> <th>Remark</th> </tr> <tr> <th>Freq</th> <th>Level</th> <th>Line</th> <th>(dB)</th> <th>Level</th> <th>Factor</th> <th>Loss</th> <th>Factor</th> <th></th> </tr> <tr> <th>MHz</th> <th>dBuV/m</th> <th>dBuV/m</th> <th>dB</th> <th>dBuV</th> <th>dB/m</th> <th>dB</th> <th>dB</th> <th>cm</th> <th>deg</th> </tr> </thead> <tbody> <tr> <td>1</td> <td>5270.00</td> <td>94.67</td> <td>54.00</td> <td>40.67</td> <td>80.73</td> <td>34.85</td> <td>11.01</td> <td>31.92</td> <td>200</td> <td>78</td> <td>AVERAGE</td> </tr> </tbody> </table>	Limit	Margin	Read	Ant	Cable	Preamp	APos	TPos	Remark	Freq	Level	Line	(dB)	Level	Factor	Loss	Factor		MHz	dBuV/m	dBuV/m	dB	dBuV	dB/m	dB	dB	cm	deg	1	5270.00	94.67	54.00	40.67	80.73	34.85	11.01	31.92	200	78	AVERAGE
Limit	Margin	Read	Ant	Cable	Preamp	APos	TPos	Remark																																																																										
Freq	Level	Line	(dB)	Level	Factor	Loss	Factor																																																																											
MHz	dBuV/m	dBuV/m	dB	dBuV	dB/m	dB	dB	cm	deg																																																																									
1	5115.97	43.24	54.00	-10.76	29.00	34.88	11.10	31.74	200	78	AVERAGE																																																																							
Limit	Margin	Read	Ant	Cable	Preamp	APos	TPos	Remark																																																																										
Freq	Level	Line	(dB)	Level	Factor	Loss	Factor																																																																											
MHz	dBuV/m	dBuV/m	dB	dBuV	dB/m	dB	dB	cm	deg																																																																									
1	5270.00	94.67	54.00	40.67	80.73	34.85	11.01	31.92	200	78	AVERAGE																																																																							



Mode	22																																					
	Band Edge - R																																					
	U-NII-2A_5.25-5.35_802.11n HT40_CH54_5270MHz																																					
ANT	5																																					
Pol.	Vertical	Fundamental																																				
Peak	<table border="1"> <thead> <tr> <th>Limit</th> <th>Margin</th> <th>Read</th> <th>Ant</th> <th>Cable</th> <th>Preamp</th> <th>APos</th> <th>TPos</th> <th>Remark</th> </tr> <tr> <th>Freq</th> <th>Level</th> <th>Line</th> <th>(dB)</th> <th>Level</th> <th>Factor</th> <th>Loss</th> <th>Factor</th> <th></th> </tr> <tr> <th>MHz</th> <th>dBuV/m</th> <th>dBuV/m</th> <th>dBuV</th> <th>dB/m</th> <th>dB</th> <th>dB</th> <th>cm</th> <th>deg</th> </tr> </thead> <tbody> <tr> <td>1 5352.18</td> <td>56.14</td> <td>74.00</td> <td>-17.86</td> <td>42.40</td> <td>34.83</td> <td>10.94</td> <td>32.03</td> <td>200 78 PEAK</td> </tr> </tbody> </table>	Limit	Margin	Read	Ant	Cable	Preamp	APos	TPos	Remark	Freq	Level	Line	(dB)	Level	Factor	Loss	Factor		MHz	dBuV/m	dBuV/m	dBuV	dB/m	dB	dB	cm	deg	1 5352.18	56.14	74.00	-17.86	42.40	34.83	10.94	32.03	200 78 PEAK	Blank
Limit	Margin	Read	Ant	Cable	Preamp	APos	TPos	Remark																														
Freq	Level	Line	(dB)	Level	Factor	Loss	Factor																															
MHz	dBuV/m	dBuV/m	dBuV	dB/m	dB	dB	cm	deg																														
1 5352.18	56.14	74.00	-17.86	42.40	34.83	10.94	32.03	200 78 PEAK																														
Avg	<table border="1"> <thead> <tr> <th>Limit</th> <th>Margin</th> <th>Read</th> <th>Ant</th> <th>Cable</th> <th>Preamp</th> <th>APos</th> <th>TPos</th> <th>Remark</th> </tr> <tr> <th>Freq</th> <th>Level</th> <th>Line</th> <th>(dB)</th> <th>Level</th> <th>Factor</th> <th>Loss</th> <th>Factor</th> <th></th> </tr> <tr> <th>MHz</th> <th>dBuV/m</th> <th>dBuV/m</th> <th>dBuV</th> <th>dB/m</th> <th>dB</th> <th>dB</th> <th>cm</th> <th>deg</th> </tr> </thead> <tbody> <tr> <td>1 5351.23</td> <td>44.55</td> <td>54.00</td> <td>-9.45</td> <td>30.81</td> <td>34.83</td> <td>10.94</td> <td>32.03</td> <td>200 78 AVERAGE</td> </tr> </tbody> </table>	Limit	Margin	Read	Ant	Cable	Preamp	APos	TPos	Remark	Freq	Level	Line	(dB)	Level	Factor	Loss	Factor		MHz	dBuV/m	dBuV/m	dBuV	dB/m	dB	dB	cm	deg	1 5351.23	44.55	54.00	-9.45	30.81	34.83	10.94	32.03	200 78 AVERAGE	Blank
Limit	Margin	Read	Ant	Cable	Preamp	APos	TPos	Remark																														
Freq	Level	Line	(dB)	Level	Factor	Loss	Factor																															
MHz	dBuV/m	dBuV/m	dBuV	dB/m	dB	dB	cm	deg																														
1 5351.23	44.55	54.00	-9.45	30.81	34.83	10.94	32.03	200 78 AVERAGE																														



Mode	23																																																																												
	Band Edge - L																																																																												
	U-NII-2A_5.25-5.35_802.11n HT40_CH62_5310MHz																																																																												
ANT	5																																																																												
Pol.	Horizontal	Fundamental																																																																											
Peak	<table border="1"> <thead> <tr> <th>Limit</th> <th>Margin</th> <th>Read</th> <th>Ant</th> <th>Cable</th> <th>Preamp</th> <th>APos</th> <th>TPos</th> <th>Remark</th> </tr> <tr> <th>Freq</th> <th>Level</th> <th>Line</th> <th>(dB)</th> <th>Level</th> <th>Factor</th> <th>Loss</th> <th>Factor</th> <th></th> </tr> <tr> <th>MHz</th> <th>dBuV/m</th> <th>dBuV/m</th> <th>dBuV</th> <th>dB/m</th> <th>dB</th> <th>dB</th> <th>cm</th> <th>deg</th> </tr> </thead> <tbody> <tr> <td>1</td> <td>5310.00</td> <td>101.42</td> <td>-----</td> <td>87.57</td> <td>34.84</td> <td>10.98</td> <td>31.97</td> <td>245</td> <td>12 PEAK</td> </tr> </tbody> </table>	Limit	Margin	Read	Ant	Cable	Preamp	APos	TPos	Remark	Freq	Level	Line	(dB)	Level	Factor	Loss	Factor		MHz	dBuV/m	dBuV/m	dBuV	dB/m	dB	dB	cm	deg	1	5310.00	101.42	-----	87.57	34.84	10.98	31.97	245	12 PEAK	<table border="1"> <thead> <tr> <th>Limit</th> <th>Margin</th> <th>Read</th> <th>Ant</th> <th>Cable</th> <th>Preamp</th> <th>APos</th> <th>TPos</th> <th>Remark</th> </tr> <tr> <th>Freq</th> <th>Level</th> <th>Line</th> <th>(dB)</th> <th>Level</th> <th>Factor</th> <th>Loss</th> <th>Factor</th> <th></th> </tr> <tr> <th>MHz</th> <th>dBuV/m</th> <th>dBuV/m</th> <th>dB</th> <th>dB/m</th> <th>dB</th> <th>dB</th> <th>cm</th> <th>deg</th> </tr> </thead> <tbody> <tr> <td>1</td> <td>5310.00</td> <td>101.42</td> <td>-----</td> <td>87.57</td> <td>34.84</td> <td>10.98</td> <td>31.97</td> <td>245</td> <td>12 PEAK</td> </tr> </tbody> </table>	Limit	Margin	Read	Ant	Cable	Preamp	APos	TPos	Remark	Freq	Level	Line	(dB)	Level	Factor	Loss	Factor		MHz	dBuV/m	dBuV/m	dB	dB/m	dB	dB	cm	deg	1	5310.00	101.42	-----	87.57	34.84	10.98	31.97	245	12 PEAK	
	Limit	Margin	Read	Ant	Cable	Preamp	APos	TPos	Remark																																																																				
Freq	Level	Line	(dB)	Level	Factor	Loss	Factor																																																																						
MHz	dBuV/m	dBuV/m	dBuV	dB/m	dB	dB	cm	deg																																																																					
1	5310.00	101.42	-----	87.57	34.84	10.98	31.97	245	12 PEAK																																																																				
Limit	Margin	Read	Ant	Cable	Preamp	APos	TPos	Remark																																																																					
Freq	Level	Line	(dB)	Level	Factor	Loss	Factor																																																																						
MHz	dBuV/m	dBuV/m	dB	dB/m	dB	dB	cm	deg																																																																					
1	5310.00	101.42	-----	87.57	34.84	10.98	31.97	245	12 PEAK																																																																				
Avg	<table border="1"> <thead> <tr> <th>Limit</th> <th>Margin</th> <th>Read</th> <th>Ant</th> <th>Cable</th> <th>Preamp</th> <th>APos</th> <th>TPos</th> <th>Remark</th> </tr> <tr> <th>Freq</th> <th>Level</th> <th>Line</th> <th>(dB)</th> <th>Level</th> <th>Factor</th> <th>Loss</th> <th>Factor</th> <th></th> </tr> <tr> <th>MHz</th> <th>dBuV/m</th> <th>dBuV/m</th> <th>dBuV</th> <th>dB/m</th> <th>dB</th> <th>dB</th> <th>cm</th> <th>deg</th> </tr> </thead> <tbody> <tr> <td>1</td> <td>5312.56</td> <td>43.43</td> <td>54.00</td> <td>-10.57</td> <td>29.23</td> <td>34.87</td> <td>11.09</td> <td>31.76</td> <td>245</td> <td>12 AVERAGE</td> </tr> </tbody> </table>	Limit	Margin	Read	Ant	Cable	Preamp	APos	TPos	Remark	Freq	Level	Line	(dB)	Level	Factor	Loss	Factor		MHz	dBuV/m	dBuV/m	dBuV	dB/m	dB	dB	cm	deg	1	5312.56	43.43	54.00	-10.57	29.23	34.87	11.09	31.76	245	12 AVERAGE	<table border="1"> <thead> <tr> <th>Limit</th> <th>Margin</th> <th>Read</th> <th>Ant</th> <th>Cable</th> <th>Preamp</th> <th>APos</th> <th>TPos</th> <th>Remark</th> </tr> <tr> <th>Freq</th> <th>Level</th> <th>Line</th> <th>(dB)</th> <th>Level</th> <th>Factor</th> <th>Loss</th> <th>Factor</th> <th></th> </tr> <tr> <th>MHz</th> <th>dBuV/m</th> <th>dBuV/m</th> <th>dB</th> <th>dB/m</th> <th>dB</th> <th>dB</th> <th>cm</th> <th>deg</th> </tr> </thead> <tbody> <tr> <td>1</td> <td>5310.00</td> <td>94.07</td> <td>-----</td> <td>80.22</td> <td>34.84</td> <td>10.98</td> <td>31.97</td> <td>245</td> <td>12 AVERAGE</td> </tr> </tbody> </table>	Limit	Margin	Read	Ant	Cable	Preamp	APos	TPos	Remark	Freq	Level	Line	(dB)	Level	Factor	Loss	Factor		MHz	dBuV/m	dBuV/m	dB	dB/m	dB	dB	cm	deg	1	5310.00	94.07	-----	80.22	34.84	10.98	31.97	245	12 AVERAGE
Limit	Margin	Read	Ant	Cable	Preamp	APos	TPos	Remark																																																																					
Freq	Level	Line	(dB)	Level	Factor	Loss	Factor																																																																						
MHz	dBuV/m	dBuV/m	dBuV	dB/m	dB	dB	cm	deg																																																																					
1	5312.56	43.43	54.00	-10.57	29.23	34.87	11.09	31.76	245	12 AVERAGE																																																																			
Limit	Margin	Read	Ant	Cable	Preamp	APos	TPos	Remark																																																																					
Freq	Level	Line	(dB)	Level	Factor	Loss	Factor																																																																						
MHz	dBuV/m	dBuV/m	dB	dB/m	dB	dB	cm	deg																																																																					
1	5310.00	94.07	-----	80.22	34.84	10.98	31.97	245	12 AVERAGE																																																																				



Mode	23																																							
	Band Edge - R																																							
	U-NII-2A_5.25-5.35_802.11n HT40_CH62_5310MHz																																							
ANT	5																																							
Pol.	Horizontal	Fundamental																																						
Peak	<p>Date: 2024-09-22</p> <table border="1"> <thead> <tr> <th>Limit</th> <th>Margin</th> <th>Read</th> <th>Ant</th> <th>Cable</th> <th>Preamp</th> <th>APos</th> <th>TPos</th> <th>Remark</th> </tr> <tr> <th>Freq</th> <th>Level</th> <th>Line</th> <th>(dB)</th> <th>Level</th> <th>Factor</th> <th>Loss</th> <th>Factor</th> <th></th> </tr> <tr> <th>MHz</th> <th>dBuV/m</th> <th>dBuV/m</th> <th>dB</th> <th>dBuV</th> <th>dB/m</th> <th>dB</th> <th>dB</th> <th>cm</th> <th>deg</th> </tr> </thead> <tbody> <tr> <td>1 5354.48</td> <td>65.47</td> <td>74.00</td> <td>-8.53</td> <td>51.73</td> <td>34.83</td> <td>10.94</td> <td>32.03</td> <td>245</td> <td>12 PEAK</td> </tr> </tbody> </table>	Limit	Margin	Read	Ant	Cable	Preamp	APos	TPos	Remark	Freq	Level	Line	(dB)	Level	Factor	Loss	Factor		MHz	dBuV/m	dBuV/m	dB	dBuV	dB/m	dB	dB	cm	deg	1 5354.48	65.47	74.00	-8.53	51.73	34.83	10.94	32.03	245	12 PEAK	Blank
Limit	Margin	Read	Ant	Cable	Preamp	APos	TPos	Remark																																
Freq	Level	Line	(dB)	Level	Factor	Loss	Factor																																	
MHz	dBuV/m	dBuV/m	dB	dBuV	dB/m	dB	dB	cm	deg																															
1 5354.48	65.47	74.00	-8.53	51.73	34.83	10.94	32.03	245	12 PEAK																															
Avg	<p>Date: 2024-09-22</p> <table border="1"> <thead> <tr> <th>Limit</th> <th>Margin</th> <th>Read</th> <th>Ant</th> <th>Cable</th> <th>Preamp</th> <th>APos</th> <th>TPos</th> <th>Remark</th> </tr> <tr> <th>Freq</th> <th>Level</th> <th>Line</th> <th>(dB)</th> <th>Level</th> <th>Factor</th> <th>Loss</th> <th>Factor</th> <th></th> </tr> <tr> <th>MHz</th> <th>dBuV/m</th> <th>dBuV/m</th> <th>dB</th> <th>dBuV</th> <th>dB/m</th> <th>dB</th> <th>dB</th> <th>cm</th> <th>deg</th> </tr> </thead> <tbody> <tr> <td>1 5350.73</td> <td>49.98</td> <td>54.00</td> <td>-4.02</td> <td>36.24</td> <td>34.83</td> <td>10.94</td> <td>32.03</td> <td>245</td> <td>12 AVERAGE</td> </tr> </tbody> </table>	Limit	Margin	Read	Ant	Cable	Preamp	APos	TPos	Remark	Freq	Level	Line	(dB)	Level	Factor	Loss	Factor		MHz	dBuV/m	dBuV/m	dB	dBuV	dB/m	dB	dB	cm	deg	1 5350.73	49.98	54.00	-4.02	36.24	34.83	10.94	32.03	245	12 AVERAGE	Blank
Limit	Margin	Read	Ant	Cable	Preamp	APos	TPos	Remark																																
Freq	Level	Line	(dB)	Level	Factor	Loss	Factor																																	
MHz	dBuV/m	dBuV/m	dB	dBuV	dB/m	dB	dB	cm	deg																															
1 5350.73	49.98	54.00	-4.02	36.24	34.83	10.94	32.03	245	12 AVERAGE																															



Mode	23																																																																																	
	Band Edge - L																																																																																	
	U-NII-2A_5.25-5.35_802.11n HT40_CH62_5310MHz																																																																																	
ANT	5																																																																																	
Pol.	Vertical	Fundamental																																																																																
Peak	<table border="1"> <thead> <tr> <th>Limit</th> <th>Margin</th> <th>Read</th> <th>Ant</th> <th>Cable</th> <th>Preamp</th> <th>APos</th> <th>TPos</th> <th>Remark</th> </tr> <tr> <th>Freq</th> <th>Level</th> <th>Line</th> <th>(dB)</th> <th>Level</th> <th>Factor</th> <th>Loss</th> <th>Factor</th> <th></th> </tr> <tr> <th>MHz</th> <th>dBuV/m</th> <th>dBuV/m</th> <th>dB</th> <th>dBuV</th> <th>dB/m</th> <th>dB</th> <th>dB</th> <th>cm</th> <th>deg</th> </tr> </thead> <tbody> <tr> <td>1</td> <td>5035.19</td> <td>52.61</td> <td>74.00</td> <td>-21.39</td> <td>38.21</td> <td>34.89</td> <td>11.15</td> <td>31.64</td> <td>244</td> <td>62</td> <td>PEAK</td> </tr> </tbody> </table>	Limit	Margin	Read	Ant	Cable	Preamp	APos	TPos	Remark	Freq	Level	Line	(dB)	Level	Factor	Loss	Factor		MHz	dBuV/m	dBuV/m	dB	dBuV	dB/m	dB	dB	cm	deg	1	5035.19	52.61	74.00	-21.39	38.21	34.89	11.15	31.64	244	62	PEAK	<table border="1"> <thead> <tr> <th>Limit</th> <th>Margin</th> <th>Read</th> <th>Ant</th> <th>Cable</th> <th>Preamp</th> <th>APos</th> <th>TPos</th> <th>Remark</th> </tr> <tr> <th>Freq</th> <th>Level</th> <th>Line</th> <th>(dB)</th> <th>Level</th> <th>Factor</th> <th>Loss</th> <th>Factor</th> <th></th> </tr> <tr> <th>MHz</th> <th>dBuV/m</th> <th>dBuV/m</th> <th>dB</th> <th>dBuV</th> <th>dB/m</th> <th>dB</th> <th>dB</th> <th>cm</th> <th>deg</th> </tr> </thead> <tbody> <tr> <td>1</td> <td>5310.00</td> <td>98.84</td> <td>-----</td> <td>-----</td> <td>85.01</td> <td>34.84</td> <td>10.97</td> <td>31.98</td> <td>244</td> <td>62</td> <td>PEAK</td> </tr> </tbody> </table>	Limit	Margin	Read	Ant	Cable	Preamp	APos	TPos	Remark	Freq	Level	Line	(dB)	Level	Factor	Loss	Factor		MHz	dBuV/m	dBuV/m	dB	dBuV	dB/m	dB	dB	cm	deg	1	5310.00	98.84	-----	-----	85.01	34.84	10.97	31.98	244	62	PEAK
	Limit	Margin	Read	Ant	Cable	Preamp	APos	TPos	Remark																																																																									
Freq	Level	Line	(dB)	Level	Factor	Loss	Factor																																																																											
MHz	dBuV/m	dBuV/m	dB	dBuV	dB/m	dB	dB	cm	deg																																																																									
1	5035.19	52.61	74.00	-21.39	38.21	34.89	11.15	31.64	244	62	PEAK																																																																							
Limit	Margin	Read	Ant	Cable	Preamp	APos	TPos	Remark																																																																										
Freq	Level	Line	(dB)	Level	Factor	Loss	Factor																																																																											
MHz	dBuV/m	dBuV/m	dB	dBuV	dB/m	dB	dB	cm	deg																																																																									
1	5310.00	98.84	-----	-----	85.01	34.84	10.97	31.98	244	62	PEAK																																																																							
Avg	<table border="1"> <thead> <tr> <th>Limit</th> <th>Margin</th> <th>Read</th> <th>Ant</th> <th>Cable</th> <th>Preamp</th> <th>APos</th> <th>TPos</th> <th>Remark</th> </tr> <tr> <th>Freq</th> <th>Level</th> <th>Line</th> <th>(dB)</th> <th>Level</th> <th>Factor</th> <th>Loss</th> <th>Factor</th> <th></th> </tr> <tr> <th>MHz</th> <th>dBuV/m</th> <th>dBuV/m</th> <th>dB</th> <th>dBuV</th> <th>dB/m</th> <th>dB</th> <th>dB</th> <th>cm</th> <th>deg</th> </tr> </thead> <tbody> <tr> <td>1</td> <td>5119.85</td> <td>42.92</td> <td>54.00</td> <td>-11.08</td> <td>28.68</td> <td>34.88</td> <td>11.10</td> <td>31.74</td> <td>244</td> <td>62</td> <td>AVERAGE</td> </tr> </tbody> </table>	Limit	Margin	Read	Ant	Cable	Preamp	APos	TPos	Remark	Freq	Level	Line	(dB)	Level	Factor	Loss	Factor		MHz	dBuV/m	dBuV/m	dB	dBuV	dB/m	dB	dB	cm	deg	1	5119.85	42.92	54.00	-11.08	28.68	34.88	11.10	31.74	244	62	AVERAGE	<table border="1"> <thead> <tr> <th>Limit</th> <th>Margin</th> <th>Read</th> <th>Ant</th> <th>Cable</th> <th>Preamp</th> <th>APos</th> <th>TPos</th> <th>Remark</th> </tr> <tr> <th>Freq</th> <th>Level</th> <th>Line</th> <th>(dB)</th> <th>Level</th> <th>Factor</th> <th>Loss</th> <th>Factor</th> <th></th> </tr> <tr> <th>MHz</th> <th>dBuV/m</th> <th>dBuV/m</th> <th>dB</th> <th>dBuV</th> <th>dB/m</th> <th>dB</th> <th>dB</th> <th>cm</th> <th>deg</th> </tr> </thead> <tbody> <tr> <td>1</td> <td>5310.00</td> <td>92.23</td> <td>-----</td> <td>-----</td> <td>78.38</td> <td>34.84</td> <td>10.98</td> <td>31.97</td> <td>244</td> <td>62</td> <td>AVERAGE</td> </tr> </tbody> </table>	Limit	Margin	Read	Ant	Cable	Preamp	APos	TPos	Remark	Freq	Level	Line	(dB)	Level	Factor	Loss	Factor		MHz	dBuV/m	dBuV/m	dB	dBuV	dB/m	dB	dB	cm	deg	1	5310.00	92.23	-----	-----	78.38	34.84	10.98	31.97	244	62	AVERAGE
Limit	Margin	Read	Ant	Cable	Preamp	APos	TPos	Remark																																																																										
Freq	Level	Line	(dB)	Level	Factor	Loss	Factor																																																																											
MHz	dBuV/m	dBuV/m	dB	dBuV	dB/m	dB	dB	cm	deg																																																																									
1	5119.85	42.92	54.00	-11.08	28.68	34.88	11.10	31.74	244	62	AVERAGE																																																																							
Limit	Margin	Read	Ant	Cable	Preamp	APos	TPos	Remark																																																																										
Freq	Level	Line	(dB)	Level	Factor	Loss	Factor																																																																											
MHz	dBuV/m	dBuV/m	dB	dBuV	dB/m	dB	dB	cm	deg																																																																									
1	5310.00	92.23	-----	-----	78.38	34.84	10.98	31.97	244	62	AVERAGE																																																																							



Mode	23																																													
	Band Edge - R																																													
	U-NII-2A_5.25-5.35_802.11n HT40_CH62_5310MHz																																													
ANT	5																																													
Pol.	Vertical	Fundamental																																												
Peak	<table border="1"> <thead> <tr> <th>Limit</th> <th>Margin</th> <th>Read</th> <th>Ant</th> <th>Cable</th> <th>Preamp</th> <th>APos</th> <th>TPos</th> </tr> <tr> <th>Freq</th> <th>Level</th> <th>Line</th> <th>(dB)</th> <th>Level</th> <th>Factor</th> <th>Loss</th> <th>Factor</th> </tr> <tr> <th>MHz</th> <th>dBuV/m</th> <th>dBuV/m</th> <th>dB</th> <th>dBuV</th> <th>dB/m</th> <th>dB</th> <th>dB</th> </tr> <tr> <th></th> <th></th> <th></th> <th></th> <th></th> <th></th> <th>cm</th> <th>deg</th> </tr> </thead> <tbody> <tr> <td>1</td> <td>5351.34</td> <td>62.35</td> <td>74.00</td> <td>-11.65</td> <td>48.61</td> <td>34.83</td> <td>10.94</td> <td>32.03</td> <td>244</td> <td>62</td> <td>PEAK</td> </tr> </tbody> </table>	Limit	Margin	Read	Ant	Cable	Preamp	APos	TPos	Freq	Level	Line	(dB)	Level	Factor	Loss	Factor	MHz	dBuV/m	dBuV/m	dB	dBuV	dB/m	dB	dB							cm	deg	1	5351.34	62.35	74.00	-11.65	48.61	34.83	10.94	32.03	244	62	PEAK	Blank
Limit	Margin	Read	Ant	Cable	Preamp	APos	TPos																																							
Freq	Level	Line	(dB)	Level	Factor	Loss	Factor																																							
MHz	dBuV/m	dBuV/m	dB	dBuV	dB/m	dB	dB																																							
						cm	deg																																							
1	5351.34	62.35	74.00	-11.65	48.61	34.83	10.94	32.03	244	62	PEAK																																			
Avg	<table border="1"> <thead> <tr> <th>Limit</th> <th>Margin</th> <th>Read</th> <th>Ant</th> <th>Cable</th> <th>Preamp</th> <th>APos</th> <th>TPos</th> </tr> <tr> <th>Freq</th> <th>Level</th> <th>Line</th> <th>(dB)</th> <th>Level</th> <th>Factor</th> <th>Loss</th> <th>Factor</th> </tr> <tr> <th>MHz</th> <th>dBuV/m</th> <th>dBuV/m</th> <th>dB</th> <th>dBuV</th> <th>dB/m</th> <th>dB</th> <th>dB</th> </tr> <tr> <th></th> <th></th> <th></th> <th></th> <th></th> <th></th> <th>cm</th> <th>deg</th> </tr> </thead> <tbody> <tr> <td>1</td> <td>5350.28</td> <td>47.64</td> <td>54.00</td> <td>-6.36</td> <td>33.90</td> <td>34.83</td> <td>10.94</td> <td>32.03</td> <td>244</td> <td>62</td> <td>AVERAGE</td> </tr> </tbody> </table>	Limit	Margin	Read	Ant	Cable	Preamp	APos	TPos	Freq	Level	Line	(dB)	Level	Factor	Loss	Factor	MHz	dBuV/m	dBuV/m	dB	dBuV	dB/m	dB	dB							cm	deg	1	5350.28	47.64	54.00	-6.36	33.90	34.83	10.94	32.03	244	62	AVERAGE	Blank
Limit	Margin	Read	Ant	Cable	Preamp	APos	TPos																																							
Freq	Level	Line	(dB)	Level	Factor	Loss	Factor																																							
MHz	dBuV/m	dBuV/m	dB	dBuV	dB/m	dB	dB																																							
						cm	deg																																							
1	5350.28	47.64	54.00	-6.36	33.90	34.83	10.94	32.03	244	62	AVERAGE																																			

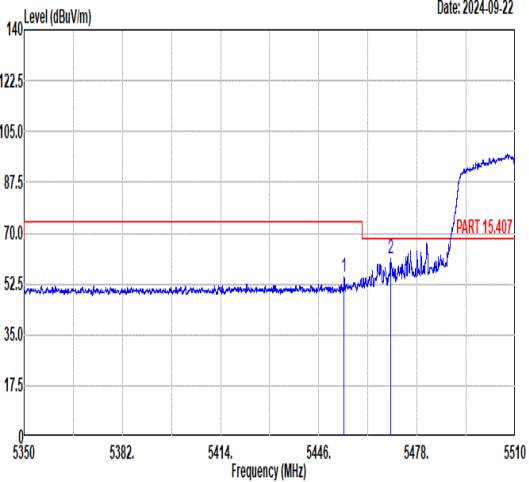
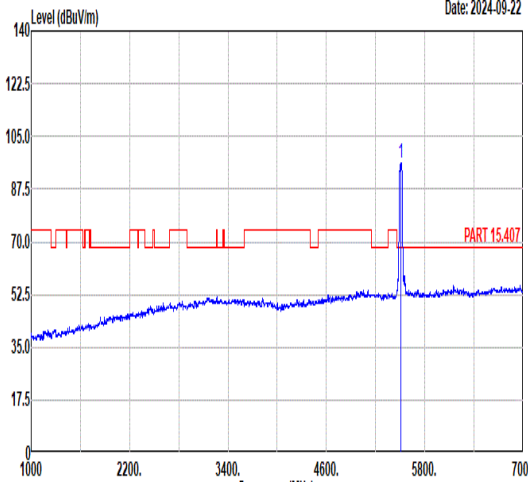
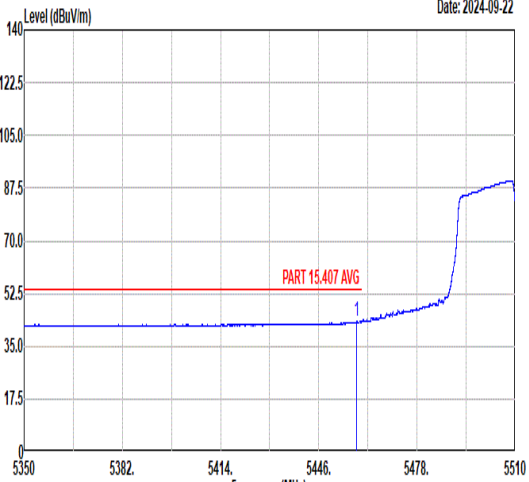
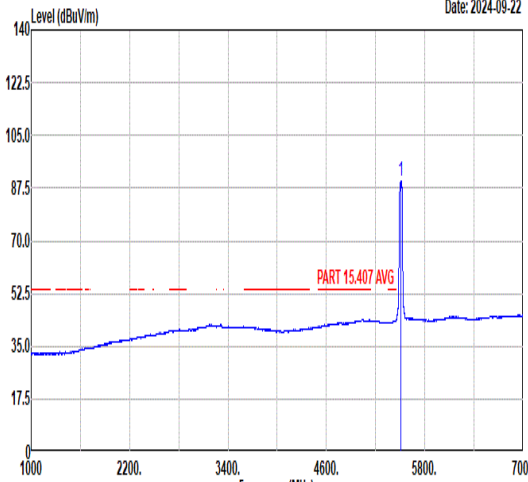


Mode	24																																																									
	Band Edge - L																																																									
	U-NII-2C_5.47-5.725_802.11n HT40_CH102_5510MHz																																																									
ANT	5																																																									
Pol.	Horizontal	Fundamental																																																								
Peak	<table border="1"> <thead> <tr> <th>Limit Margin</th> <th>Read</th> <th>Ant</th> <th>Cable</th> <th>Preamp</th> <th>APos</th> <th>TPos</th> <th>Remark</th> </tr> <tr> <th>Freq Level Line (dB)</th> <th>Level Factor</th> <th>Loss Factor</th> <th>Loss Factor</th> <th></th> <th>cm</th> <th>deg</th> <th></th> </tr> </thead> <tbody> <tr> <td>5458.56 59.95 74.00 -14.05</td> <td>46.19</td> <td>34.81</td> <td>11.11</td> <td>32.16</td> <td>247</td> <td>11</td> <td>PEAK</td> </tr> <tr> <td>5468.96 64.61 68.30 -3.69</td> <td>50.82</td> <td>34.81</td> <td>11.16</td> <td>32.18</td> <td>247</td> <td>11</td> <td>PEAK</td> </tr> </tbody> </table>	Limit Margin	Read	Ant	Cable	Preamp	APos	TPos	Remark	Freq Level Line (dB)	Level Factor	Loss Factor	Loss Factor		cm	deg		5458.56 59.95 74.00 -14.05	46.19	34.81	11.11	32.16	247	11	PEAK	5468.96 64.61 68.30 -3.69	50.82	34.81	11.16	32.18	247	11	PEAK	<table border="1"> <thead> <tr> <th>Limit Margin</th> <th>Read</th> <th>Ant</th> <th>Cable</th> <th>Preamp</th> <th>APos</th> <th>TPos</th> <th>Remark</th> </tr> <tr> <th>Freq Level Line (dB)</th> <th>Level Factor</th> <th>Loss Factor</th> <th>Loss Factor</th> <th></th> <th>cm</th> <th>deg</th> <th></th> </tr> </thead> <tbody> <tr> <td>5510.00 102.46 -----</td> <td>88.55</td> <td>34.81</td> <td>11.32</td> <td>32.22</td> <td>247</td> <td>11</td> <td>PEAK</td> </tr> </tbody> </table>	Limit Margin	Read	Ant	Cable	Preamp	APos	TPos	Remark	Freq Level Line (dB)	Level Factor	Loss Factor	Loss Factor		cm	deg		5510.00 102.46 -----	88.55	34.81	11.32	32.22	247	11	PEAK
	Limit Margin	Read	Ant	Cable	Preamp	APos	TPos	Remark																																																		
Freq Level Line (dB)	Level Factor	Loss Factor	Loss Factor		cm	deg																																																				
5458.56 59.95 74.00 -14.05	46.19	34.81	11.11	32.16	247	11	PEAK																																																			
5468.96 64.61 68.30 -3.69	50.82	34.81	11.16	32.18	247	11	PEAK																																																			
Limit Margin	Read	Ant	Cable	Preamp	APos	TPos	Remark																																																			
Freq Level Line (dB)	Level Factor	Loss Factor	Loss Factor		cm	deg																																																				
5510.00 102.46 -----	88.55	34.81	11.32	32.22	247	11	PEAK																																																			
Avg	<table border="1"> <thead> <tr> <th>Limit Margin</th> <th>Read</th> <th>Ant</th> <th>Cable</th> <th>Preamp</th> <th>APos</th> <th>TPos</th> <th>Remark</th> </tr> <tr> <th>Freq Level Line (dB)</th> <th>Level Factor</th> <th>Loss Factor</th> <th>Loss Factor</th> <th></th> <th>cm</th> <th>deg</th> <th></th> </tr> </thead> <tbody> <tr> <td>5457.92 45.79 54.00 -8.21</td> <td>32.03</td> <td>34.81</td> <td>11.11</td> <td>32.16</td> <td>247</td> <td>11</td> <td>AVERAGE</td> </tr> </tbody> </table>	Limit Margin	Read	Ant	Cable	Preamp	APos	TPos	Remark	Freq Level Line (dB)	Level Factor	Loss Factor	Loss Factor		cm	deg		5457.92 45.79 54.00 -8.21	32.03	34.81	11.11	32.16	247	11	AVERAGE	<table border="1"> <thead> <tr> <th>Limit Margin</th> <th>Read</th> <th>Ant</th> <th>Cable</th> <th>Preamp</th> <th>APos</th> <th>TPos</th> <th>Remark</th> </tr> <tr> <th>Freq Level Line (dB)</th> <th>Level Factor</th> <th>Loss Factor</th> <th>Loss Factor</th> <th></th> <th>cm</th> <th>deg</th> <th></th> </tr> </thead> <tbody> <tr> <td>5510.00 95.38 -----</td> <td>81.47</td> <td>34.81</td> <td>11.32</td> <td>32.22</td> <td>247</td> <td>11</td> <td>AVERAGE</td> </tr> </tbody> </table>	Limit Margin	Read	Ant	Cable	Preamp	APos	TPos	Remark	Freq Level Line (dB)	Level Factor	Loss Factor	Loss Factor		cm	deg		5510.00 95.38 -----	81.47	34.81	11.32	32.22	247	11	AVERAGE								
Limit Margin	Read	Ant	Cable	Preamp	APos	TPos	Remark																																																			
Freq Level Line (dB)	Level Factor	Loss Factor	Loss Factor		cm	deg																																																				
5457.92 45.79 54.00 -8.21	32.03	34.81	11.11	32.16	247	11	AVERAGE																																																			
Limit Margin	Read	Ant	Cable	Preamp	APos	TPos	Remark																																																			
Freq Level Line (dB)	Level Factor	Loss Factor	Loss Factor		cm	deg																																																				
5510.00 95.38 -----	81.47	34.81	11.32	32.22	247	11	AVERAGE																																																			



Mode	24																																							
	Band Edge - R																																							
	U-NII-2C_5.47-5.725_802.11n HT40_CH102_5510MHz																																							
ANT	5																																							
Pol.	Horizontal	Fundamental																																						
Peak	<p>Date: 2024-09-22</p> <table border="1"> <thead> <tr> <th>Limit</th> <th>Margin</th> <th>Read</th> <th>Ant</th> <th>Cable</th> <th>Preamp</th> <th>APos</th> <th>TPos</th> <th>Remark</th> </tr> <tr> <th>Freq</th> <th>Level</th> <th>Line</th> <th>Level</th> <th>Factor</th> <th>Loss Factor</th> <th>dB</th> <th>cm</th> <th>deg</th> </tr> <tr> <th>MHz</th> <th>dBuV/m</th> <th>dBuV/m</th> <th>dBuV</th> <th>dB/m</th> <th>dB</th> <th>dB</th> <th>cm</th> <th>deg</th> </tr> </thead> <tbody> <tr> <td>1</td> <td>5746.28</td> <td>52.95</td> <td>68.30</td> <td>-15.35</td> <td>38.57</td> <td>35.14</td> <td>11.64</td> <td>32.40</td> <td>247</td> <td>11 PEAK</td> </tr> </tbody> </table>	Limit	Margin	Read	Ant	Cable	Preamp	APos	TPos	Remark	Freq	Level	Line	Level	Factor	Loss Factor	dB	cm	deg	MHz	dBuV/m	dBuV/m	dBuV	dB/m	dB	dB	cm	deg	1	5746.28	52.95	68.30	-15.35	38.57	35.14	11.64	32.40	247	11 PEAK	Blank
Limit	Margin	Read	Ant	Cable	Preamp	APos	TPos	Remark																																
Freq	Level	Line	Level	Factor	Loss Factor	dB	cm	deg																																
MHz	dBuV/m	dBuV/m	dBuV	dB/m	dB	dB	cm	deg																																
1	5746.28	52.95	68.30	-15.35	38.57	35.14	11.64	32.40	247	11 PEAK																														



Mode	24																																																																																											
	Band Edge - L																																																																																											
	U-NII-2C_5.47-5.725_802.11n HT40_CH102_5510MHz																																																																																											
ANT	5																																																																																											
Pol.	Vertical	Fundamental																																																																																										
Peak	 <p>Date: 2024-09-22</p> <table border="1"> <thead> <tr> <th>Limit</th> <th>Margin</th> <th>Read</th> <th>Ant</th> <th>Cable</th> <th>Preamp</th> <th>APos</th> <th>TPos</th> <th>Remark</th> </tr> <tr> <th>Freq</th> <th>Level</th> <th>Line</th> <th>(dB)</th> <th>Level</th> <th>Factor</th> <th>Loss</th> <th>Factor</th> <th></th> </tr> <tr> <th>MHz</th> <th>dBuV/m</th> <th>dBuV/m</th> <th>dBuV</th> <th>dB/m</th> <th>dB</th> <th>dB</th> <th>cm</th> <th>deg</th> </tr> </thead> <tbody> <tr> <td>1</td> <td>5454.26</td> <td>54.83</td> <td>74.00</td> <td>-19.17</td> <td>41.08</td> <td>34.81</td> <td>11.10</td> <td>32.16</td> <td>244</td> <td>80</td> <td>PEAK</td> </tr> <tr> <td>2</td> <td>5469.46</td> <td>61.36</td> <td>68.30</td> <td>-6.94</td> <td>47.57</td> <td>34.81</td> <td>11.16</td> <td>32.18</td> <td>244</td> <td>80</td> <td>PEAK</td> </tr> </tbody> </table>	Limit	Margin	Read	Ant	Cable	Preamp	APos	TPos	Remark	Freq	Level	Line	(dB)	Level	Factor	Loss	Factor		MHz	dBuV/m	dBuV/m	dBuV	dB/m	dB	dB	cm	deg	1	5454.26	54.83	74.00	-19.17	41.08	34.81	11.10	32.16	244	80	PEAK	2	5469.46	61.36	68.30	-6.94	47.57	34.81	11.16	32.18	244	80	PEAK	 <p>Date: 2024-09-22</p> <table border="1"> <thead> <tr> <th>Limit</th> <th>Margin</th> <th>Read</th> <th>Ant</th> <th>Cable</th> <th>Preamp</th> <th>APos</th> <th>TPos</th> <th>Remark</th> </tr> <tr> <th>Freq</th> <th>Level</th> <th>Line</th> <th>(dB)</th> <th>Level</th> <th>Factor</th> <th>Loss</th> <th>Factor</th> <th></th> </tr> <tr> <th>MHz</th> <th>dBuV/m</th> <th>dBuV/m</th> <th>dBuV</th> <th>dB/m</th> <th>dB</th> <th>dB</th> <th>cm</th> <th>deg</th> </tr> </thead> <tbody> <tr> <td>1</td> <td>5510.00</td> <td>96.39</td> <td>-----</td> <td>-----</td> <td>82.48</td> <td>34.81</td> <td>11.32</td> <td>32.22</td> <td>244</td> <td>80</td> <td>PEAK</td> </tr> </tbody> </table>	Limit	Margin	Read	Ant	Cable	Preamp	APos	TPos	Remark	Freq	Level	Line	(dB)	Level	Factor	Loss	Factor		MHz	dBuV/m	dBuV/m	dBuV	dB/m	dB	dB	cm	deg	1	5510.00	96.39	-----	-----	82.48	34.81	11.32	32.22	244	80	PEAK
	Limit	Margin	Read	Ant	Cable	Preamp	APos	TPos	Remark																																																																																			
Freq	Level	Line	(dB)	Level	Factor	Loss	Factor																																																																																					
MHz	dBuV/m	dBuV/m	dBuV	dB/m	dB	dB	cm	deg																																																																																				
1	5454.26	54.83	74.00	-19.17	41.08	34.81	11.10	32.16	244	80	PEAK																																																																																	
2	5469.46	61.36	68.30	-6.94	47.57	34.81	11.16	32.18	244	80	PEAK																																																																																	
Limit	Margin	Read	Ant	Cable	Preamp	APos	TPos	Remark																																																																																				
Freq	Level	Line	(dB)	Level	Factor	Loss	Factor																																																																																					
MHz	dBuV/m	dBuV/m	dBuV	dB/m	dB	dB	cm	deg																																																																																				
1	5510.00	96.39	-----	-----	82.48	34.81	11.32	32.22	244	80	PEAK																																																																																	
Avg	 <p>Date: 2024-09-22</p> <table border="1"> <thead> <tr> <th>Limit</th> <th>Margin</th> <th>Read</th> <th>Ant</th> <th>Cable</th> <th>Preamp</th> <th>APos</th> <th>TPos</th> <th>Remark</th> </tr> <tr> <th>Freq</th> <th>Level</th> <th>Line</th> <th>(dB)</th> <th>Level</th> <th>Factor</th> <th>Loss</th> <th>Factor</th> <th></th> </tr> <tr> <th>MHz</th> <th>dBuV/m</th> <th>dBuV/m</th> <th>dBuV</th> <th>dB/m</th> <th>dB</th> <th>dB</th> <th>cm</th> <th>deg</th> </tr> </thead> <tbody> <tr> <td>1</td> <td>5458.42</td> <td>43.16</td> <td>54.00</td> <td>-10.84</td> <td>29.40</td> <td>34.81</td> <td>11.11</td> <td>32.16</td> <td>244</td> <td>80</td> <td>AVERAGE</td> </tr> </tbody> </table>	Limit	Margin	Read	Ant	Cable	Preamp	APos	TPos	Remark	Freq	Level	Line	(dB)	Level	Factor	Loss	Factor		MHz	dBuV/m	dBuV/m	dBuV	dB/m	dB	dB	cm	deg	1	5458.42	43.16	54.00	-10.84	29.40	34.81	11.11	32.16	244	80	AVERAGE	 <p>Date: 2024-09-22</p> <table border="1"> <thead> <tr> <th>Limit</th> <th>Margin</th> <th>Read</th> <th>Ant</th> <th>Cable</th> <th>Preamp</th> <th>APos</th> <th>TPos</th> <th>Remark</th> </tr> <tr> <th>Freq</th> <th>Level</th> <th>Line</th> <th>(dB)</th> <th>Level</th> <th>Factor</th> <th>Loss</th> <th>Factor</th> <th></th> </tr> <tr> <th>MHz</th> <th>dBuV/m</th> <th>dBuV/m</th> <th>dBuV</th> <th>dB/m</th> <th>dB</th> <th>dB</th> <th>cm</th> <th>deg</th> </tr> </thead> <tbody> <tr> <td>1</td> <td>5510.00</td> <td>90.03</td> <td>-----</td> <td>-----</td> <td>76.12</td> <td>34.81</td> <td>11.32</td> <td>32.22</td> <td>244</td> <td>80</td> <td>AVERAGE</td> </tr> </tbody> </table>	Limit	Margin	Read	Ant	Cable	Preamp	APos	TPos	Remark	Freq	Level	Line	(dB)	Level	Factor	Loss	Factor		MHz	dBuV/m	dBuV/m	dBuV	dB/m	dB	dB	cm	deg	1	5510.00	90.03	-----	-----	76.12	34.81	11.32	32.22	244	80	AVERAGE												
Limit	Margin	Read	Ant	Cable	Preamp	APos	TPos	Remark																																																																																				
Freq	Level	Line	(dB)	Level	Factor	Loss	Factor																																																																																					
MHz	dBuV/m	dBuV/m	dBuV	dB/m	dB	dB	cm	deg																																																																																				
1	5458.42	43.16	54.00	-10.84	29.40	34.81	11.11	32.16	244	80	AVERAGE																																																																																	
Limit	Margin	Read	Ant	Cable	Preamp	APos	TPos	Remark																																																																																				
Freq	Level	Line	(dB)	Level	Factor	Loss	Factor																																																																																					
MHz	dBuV/m	dBuV/m	dBuV	dB/m	dB	dB	cm	deg																																																																																				
1	5510.00	90.03	-----	-----	76.12	34.81	11.32	32.22	244	80	AVERAGE																																																																																	



Mode	24																																							
	Band Edge - R																																							
	U-NII-2C_5.47-5.725_802.11n HT40_CH102_5510MHz																																							
ANT	5																																							
Pol.	Vertical	Fundamental																																						
Peak	<p>Date: 2024-09-22</p> <table border="1"> <thead> <tr> <th>Limit</th> <th>Margin</th> <th>Read</th> <th>Ant</th> <th>Cable</th> <th>Preamp</th> <th>APos</th> <th>TPos</th> <th>Remark</th> </tr> <tr> <th>Freq</th> <th>Level</th> <th>Line</th> <th>Level</th> <th>Factor</th> <th>Loss Factor</th> <th>dB</th> <th>cm</th> <th>deg</th> </tr> <tr> <th>MHz</th> <th>dBuV/m</th> <th>dBuV/m</th> <th>dBuV</th> <th>dB/m</th> <th>dB</th> <th>dB</th> <th>cm</th> <th>deg</th> </tr> </thead> <tbody> <tr> <td>1</td> <td>5730.19</td> <td>52.42</td> <td>68.30</td> <td>-15.88</td> <td>38.04</td> <td>35.12</td> <td>11.65</td> <td>32.39</td> <td>244</td> <td>80 PEAK</td> </tr> </tbody> </table>	Limit	Margin	Read	Ant	Cable	Preamp	APos	TPos	Remark	Freq	Level	Line	Level	Factor	Loss Factor	dB	cm	deg	MHz	dBuV/m	dBuV/m	dBuV	dB/m	dB	dB	cm	deg	1	5730.19	52.42	68.30	-15.88	38.04	35.12	11.65	32.39	244	80 PEAK	Blank
Limit	Margin	Read	Ant	Cable	Preamp	APos	TPos	Remark																																
Freq	Level	Line	Level	Factor	Loss Factor	dB	cm	deg																																
MHz	dBuV/m	dBuV/m	dBuV	dB/m	dB	dB	cm	deg																																
1	5730.19	52.42	68.30	-15.88	38.04	35.12	11.65	32.39	244	80 PEAK																														



Mode	25																																																									
	Band Edge - L																																																									
	U-NII-2C_5.47-5.725_802.11n HT40_CH134_5670MHz																																																									
ANT	5																																																									
Pol.	Horizontal	Fundamental																																																								
Peak	<table border="1"> <thead> <tr> <th>Limit Margin</th> <th>Read</th> <th>Ant</th> <th>Cable</th> <th>Preamp</th> <th>APos</th> <th>TPos</th> <th>Remark</th> </tr> <tr> <th>Freq Level Line (dB)</th> <th>Level</th> <th>Factor</th> <th>Loss Factor</th> <th>Loss Factor</th> <th>cm</th> <th>deg</th> <th></th> </tr> </thead> <tbody> <tr> <td>5453.84 52.68 74.00 -21.32</td> <td>38.94</td> <td>34.81</td> <td>11.09</td> <td>32.16</td> <td>243</td> <td>3</td> <td>PEAK</td> </tr> <tr> <td>5465.68 51.56 68.30 -16.74</td> <td>37.78</td> <td>34.81</td> <td>11.14</td> <td>32.17</td> <td>243</td> <td>3</td> <td>PEAK</td> </tr> </tbody> </table>	Limit Margin	Read	Ant	Cable	Preamp	APos	TPos	Remark	Freq Level Line (dB)	Level	Factor	Loss Factor	Loss Factor	cm	deg		5453.84 52.68 74.00 -21.32	38.94	34.81	11.09	32.16	243	3	PEAK	5465.68 51.56 68.30 -16.74	37.78	34.81	11.14	32.17	243	3	PEAK	<table border="1"> <thead> <tr> <th>Limit Margin</th> <th>Read</th> <th>Ant</th> <th>Cable</th> <th>Preamp</th> <th>APos</th> <th>TPos</th> <th>Remark</th> </tr> <tr> <th>Freq Level Line (dB)</th> <th>Level</th> <th>Factor</th> <th>Loss Factor</th> <th>Loss Factor</th> <th>cm</th> <th>deg</th> <th></th> </tr> </thead> <tbody> <tr> <td>5670.00 104.32</td> <td>89.95</td> <td>35.03</td> <td>11.68</td> <td>32.34</td> <td>243</td> <td>3</td> <td>PEAK</td> </tr> </tbody> </table>	Limit Margin	Read	Ant	Cable	Preamp	APos	TPos	Remark	Freq Level Line (dB)	Level	Factor	Loss Factor	Loss Factor	cm	deg		5670.00 104.32	89.95	35.03	11.68	32.34	243	3	PEAK
	Limit Margin	Read	Ant	Cable	Preamp	APos	TPos	Remark																																																		
Freq Level Line (dB)	Level	Factor	Loss Factor	Loss Factor	cm	deg																																																				
5453.84 52.68 74.00 -21.32	38.94	34.81	11.09	32.16	243	3	PEAK																																																			
5465.68 51.56 68.30 -16.74	37.78	34.81	11.14	32.17	243	3	PEAK																																																			
Limit Margin	Read	Ant	Cable	Preamp	APos	TPos	Remark																																																			
Freq Level Line (dB)	Level	Factor	Loss Factor	Loss Factor	cm	deg																																																				
5670.00 104.32	89.95	35.03	11.68	32.34	243	3	PEAK																																																			
Avg	<table border="1"> <thead> <tr> <th>Limit Margin</th> <th>Read</th> <th>Ant</th> <th>Cable</th> <th>Preamp</th> <th>APos</th> <th>TPos</th> <th>Remark</th> </tr> <tr> <th>Freq Level Line (dB)</th> <th>Level</th> <th>Factor</th> <th>Loss Factor</th> <th>Loss Factor</th> <th>cm</th> <th>deg</th> <th></th> </tr> </thead> <tbody> <tr> <td>5458.64 42.32 54.00 -11.68</td> <td>28.56</td> <td>34.81</td> <td>11.11</td> <td>32.16</td> <td>243</td> <td>3</td> <td>AVERAGE</td> </tr> </tbody> </table>	Limit Margin	Read	Ant	Cable	Preamp	APos	TPos	Remark	Freq Level Line (dB)	Level	Factor	Loss Factor	Loss Factor	cm	deg		5458.64 42.32 54.00 -11.68	28.56	34.81	11.11	32.16	243	3	AVERAGE	<table border="1"> <thead> <tr> <th>Limit Margin</th> <th>Read</th> <th>Ant</th> <th>Cable</th> <th>Preamp</th> <th>APos</th> <th>TPos</th> <th>Remark</th> </tr> <tr> <th>Freq Level Line (dB)</th> <th>Level</th> <th>Factor</th> <th>Loss Factor</th> <th>Loss Factor</th> <th>cm</th> <th>deg</th> <th></th> </tr> </thead> <tbody> <tr> <td>5670.00 97.69</td> <td>83.32</td> <td>35.03</td> <td>11.68</td> <td>32.34</td> <td>243</td> <td>3</td> <td>AVERAGE</td> </tr> </tbody> </table>	Limit Margin	Read	Ant	Cable	Preamp	APos	TPos	Remark	Freq Level Line (dB)	Level	Factor	Loss Factor	Loss Factor	cm	deg		5670.00 97.69	83.32	35.03	11.68	32.34	243	3	AVERAGE								
Limit Margin	Read	Ant	Cable	Preamp	APos	TPos	Remark																																																			
Freq Level Line (dB)	Level	Factor	Loss Factor	Loss Factor	cm	deg																																																				
5458.64 42.32 54.00 -11.68	28.56	34.81	11.11	32.16	243	3	AVERAGE																																																			
Limit Margin	Read	Ant	Cable	Preamp	APos	TPos	Remark																																																			
Freq Level Line (dB)	Level	Factor	Loss Factor	Loss Factor	cm	deg																																																				
5670.00 97.69	83.32	35.03	11.68	32.34	243	3	AVERAGE																																																			



Mode	25																																					
	Band Edge - R																																					
	U-NII-2C_5.47-5.725_802.11n HT40_CH134_5670MHz																																					
ANT	5																																					
Pol.	Horizontal	Fundamental																																				
Peak	<p>Date: 2024-09-22</p> <table border="1"> <thead> <tr> <th>Limit</th> <th>Margin</th> <th>Read</th> <th>Ant</th> <th>Cable</th> <th>Preamp</th> <th>APos</th> <th>TPos</th> <th>Remark</th> </tr> <tr> <th>Freq</th> <th>Level</th> <th>Line</th> <th>Level</th> <th>Factor</th> <th>Loss Factor</th> <th></th> <th></th> <th></th> </tr> <tr> <th>MHz</th> <th>dBuV/m</th> <th>dBuV/m</th> <th>dBuV</th> <th>dB/m</th> <th>dB</th> <th>dB</th> <th>cm</th> <th>deg</th> </tr> </thead> <tbody> <tr> <td>1 5727.62</td> <td>63.60</td> <td>68.30</td> <td>-4.70</td> <td>49.22</td> <td>35.12</td> <td>11.65</td> <td>32.39</td> <td>243 3 PEAK</td> </tr> </tbody> </table>	Limit	Margin	Read	Ant	Cable	Preamp	APos	TPos	Remark	Freq	Level	Line	Level	Factor	Loss Factor				MHz	dBuV/m	dBuV/m	dBuV	dB/m	dB	dB	cm	deg	1 5727.62	63.60	68.30	-4.70	49.22	35.12	11.65	32.39	243 3 PEAK	Blank
Limit	Margin	Read	Ant	Cable	Preamp	APos	TPos	Remark																														
Freq	Level	Line	Level	Factor	Loss Factor																																	
MHz	dBuV/m	dBuV/m	dBuV	dB/m	dB	dB	cm	deg																														
1 5727.62	63.60	68.30	-4.70	49.22	35.12	11.65	32.39	243 3 PEAK																														



Mode	25																																																																									
	Band Edge - L																																																																									
	U-NII-2C_5.47-5.725_802.11n HT40_CH134_5670MHz																																																																									
ANT	5																																																																									
Pol.	Vertical	Fundamental																																																																								
Peak	<table border="1"> <thead> <tr> <th>Limit Margin</th> <th>Read</th> <th>Ant</th> <th>Cable</th> <th>Preamp</th> <th>APos</th> <th>TPos</th> <th>Remark</th> </tr> <tr> <th>Freq Level Line (dB)</th> <th>Level</th> <th>Factor</th> <th>Loss Factor</th> <th></th> <th></th> <th></th> <th></th> </tr> <tr> <th>MHz dBuV/m dBuV/m</th> <th>dBuV</th> <th>dB/m</th> <th>dB</th> <th>dB</th> <th>cm</th> <th>deg</th> <th></th> </tr> </thead> <tbody> <tr> <td>1 5459.60 52.29 74.00 -21.71</td> <td>38.52</td> <td>34.81</td> <td>11.12</td> <td>32.16</td> <td>357</td> <td>77</td> <td>PEAK</td> </tr> <tr> <td>2 5466.64 51.45 68.30 -16.85</td> <td>37.66</td> <td>34.81</td> <td>11.15</td> <td>32.17</td> <td>357</td> <td>77</td> <td>PEAK</td> </tr> </tbody> </table>	Limit Margin	Read	Ant	Cable	Preamp	APos	TPos	Remark	Freq Level Line (dB)	Level	Factor	Loss Factor					MHz dBuV/m dBuV/m	dBuV	dB/m	dB	dB	cm	deg		1 5459.60 52.29 74.00 -21.71	38.52	34.81	11.12	32.16	357	77	PEAK	2 5466.64 51.45 68.30 -16.85	37.66	34.81	11.15	32.17	357	77	PEAK	<table border="1"> <thead> <tr> <th>Limit Margin</th> <th>Read</th> <th>Ant</th> <th>Cable</th> <th>Preamp</th> <th>APos</th> <th>TPos</th> <th>Remark</th> </tr> <tr> <th>Freq Level Line (dB)</th> <th>Level</th> <th>Factor</th> <th>Loss Factor</th> <th></th> <th></th> <th></th> <th></th> </tr> <tr> <th>MHz dBuV/m dBuV/m</th> <th>dBuV</th> <th>dB/m</th> <th>dB</th> <th>dB</th> <th>cm</th> <th>deg</th> <th></th> </tr> </thead> <tbody> <tr> <td>1 5670.00 100.29</td> <td>85.91</td> <td>35.04</td> <td>11.68</td> <td>32.34</td> <td>357</td> <td>77</td> <td>PEAK</td> </tr> </tbody> </table>	Limit Margin	Read	Ant	Cable	Preamp	APos	TPos	Remark	Freq Level Line (dB)	Level	Factor	Loss Factor					MHz dBuV/m dBuV/m	dBuV	dB/m	dB	dB	cm	deg		1 5670.00 100.29	85.91	35.04	11.68	32.34	357	77	PEAK
	Limit Margin	Read	Ant	Cable	Preamp	APos	TPos	Remark																																																																		
Freq Level Line (dB)	Level	Factor	Loss Factor																																																																							
MHz dBuV/m dBuV/m	dBuV	dB/m	dB	dB	cm	deg																																																																				
1 5459.60 52.29 74.00 -21.71	38.52	34.81	11.12	32.16	357	77	PEAK																																																																			
2 5466.64 51.45 68.30 -16.85	37.66	34.81	11.15	32.17	357	77	PEAK																																																																			
Limit Margin	Read	Ant	Cable	Preamp	APos	TPos	Remark																																																																			
Freq Level Line (dB)	Level	Factor	Loss Factor																																																																							
MHz dBuV/m dBuV/m	dBuV	dB/m	dB	dB	cm	deg																																																																				
1 5670.00 100.29	85.91	35.04	11.68	32.34	357	77	PEAK																																																																			
Avg	<table border="1"> <thead> <tr> <th>Limit Margin</th> <th>Read</th> <th>Ant</th> <th>Cable</th> <th>Preamp</th> <th>APos</th> <th>TPos</th> <th>Remark</th> </tr> <tr> <th>Freq Level Line (dB)</th> <th>Level</th> <th>Factor</th> <th>Loss Factor</th> <th></th> <th></th> <th></th> <th></th> </tr> <tr> <th>MHz dBuV/m dBuV/m</th> <th>dBuV</th> <th>dB/m</th> <th>dB</th> <th>dB</th> <th>cm</th> <th>deg</th> <th></th> </tr> </thead> <tbody> <tr> <td>1 5458.35 42.15 54.00 -11.85</td> <td>28.39</td> <td>34.81</td> <td>11.11</td> <td>32.16</td> <td>357</td> <td>77</td> <td>AVERAGE</td> </tr> </tbody> </table>	Limit Margin	Read	Ant	Cable	Preamp	APos	TPos	Remark	Freq Level Line (dB)	Level	Factor	Loss Factor					MHz dBuV/m dBuV/m	dBuV	dB/m	dB	dB	cm	deg		1 5458.35 42.15 54.00 -11.85	28.39	34.81	11.11	32.16	357	77	AVERAGE	<table border="1"> <thead> <tr> <th>Limit Margin</th> <th>Read</th> <th>Ant</th> <th>Cable</th> <th>Preamp</th> <th>APos</th> <th>TPos</th> <th>Remark</th> </tr> <tr> <th>Freq Level Line (dB)</th> <th>Level</th> <th>Factor</th> <th>Loss Factor</th> <th></th> <th></th> <th></th> <th></th> </tr> <tr> <th>MHz dBuV/m dBuV/m</th> <th>dBuV</th> <th>dB/m</th> <th>dB</th> <th>dB</th> <th>cm</th> <th>deg</th> <th></th> </tr> </thead> <tbody> <tr> <td>1 5670.00 92.80</td> <td>78.43</td> <td>35.03</td> <td>11.68</td> <td>32.34</td> <td>357</td> <td>77</td> <td>AVERAGE</td> </tr> </tbody> </table>	Limit Margin	Read	Ant	Cable	Preamp	APos	TPos	Remark	Freq Level Line (dB)	Level	Factor	Loss Factor					MHz dBuV/m dBuV/m	dBuV	dB/m	dB	dB	cm	deg		1 5670.00 92.80	78.43	35.03	11.68	32.34	357	77	AVERAGE								
	Limit Margin	Read	Ant	Cable	Preamp	APos	TPos	Remark																																																																		
Freq Level Line (dB)	Level	Factor	Loss Factor																																																																							
MHz dBuV/m dBuV/m	dBuV	dB/m	dB	dB	cm	deg																																																																				
1 5458.35 42.15 54.00 -11.85	28.39	34.81	11.11	32.16	357	77	AVERAGE																																																																			
Limit Margin	Read	Ant	Cable	Preamp	APos	TPos	Remark																																																																			
Freq Level Line (dB)	Level	Factor	Loss Factor																																																																							
MHz dBuV/m dBuV/m	dBuV	dB/m	dB	dB	cm	deg																																																																				
1 5670.00 92.80	78.43	35.03	11.68	32.34	357	77	AVERAGE																																																																			



Mode	25																																							
	Band Edge - R																																							
	U-NII-2C_5.47-5.725_802.11n HT40_CH134_5670MHz																																							
ANT	5																																							
Pol.	Vertical	Fundamental																																						
Peak	<p>Date: 2024-09-22</p> <table border="1"> <thead> <tr> <th>Limit</th> <th>Margin</th> <th>Read</th> <th>Ant</th> <th>Cable</th> <th>Preamp</th> <th>APos</th> <th>TPos</th> <th>Remark</th> </tr> <tr> <th>Freq</th> <th>Level</th> <th>Line</th> <th>Level</th> <th>Factor</th> <th>Loss Factor</th> <th>dB</th> <th>cm</th> <th>deg</th> </tr> <tr> <th>MHz</th> <th>dBuV/m</th> <th>dBuV/m</th> <th>dBuV</th> <th>dB/m</th> <th>dB</th> <th>dB</th> <th>cm</th> <th>deg</th> </tr> </thead> <tbody> <tr> <td>1</td> <td>5726.29</td> <td>60.49</td> <td>68.30</td> <td>-7.81</td> <td>46.11</td> <td>35.12</td> <td>11.65</td> <td>32.39</td> <td>357</td> <td>77 PEAK</td> </tr> </tbody> </table>	Limit	Margin	Read	Ant	Cable	Preamp	APos	TPos	Remark	Freq	Level	Line	Level	Factor	Loss Factor	dB	cm	deg	MHz	dBuV/m	dBuV/m	dBuV	dB/m	dB	dB	cm	deg	1	5726.29	60.49	68.30	-7.81	46.11	35.12	11.65	32.39	357	77 PEAK	Blank
Limit	Margin	Read	Ant	Cable	Preamp	APos	TPos	Remark																																
Freq	Level	Line	Level	Factor	Loss Factor	dB	cm	deg																																
MHz	dBuV/m	dBuV/m	dBuV	dB/m	dB	dB	cm	deg																																
1	5726.29	60.49	68.30	-7.81	46.11	35.12	11.65	32.39	357	77 PEAK																														

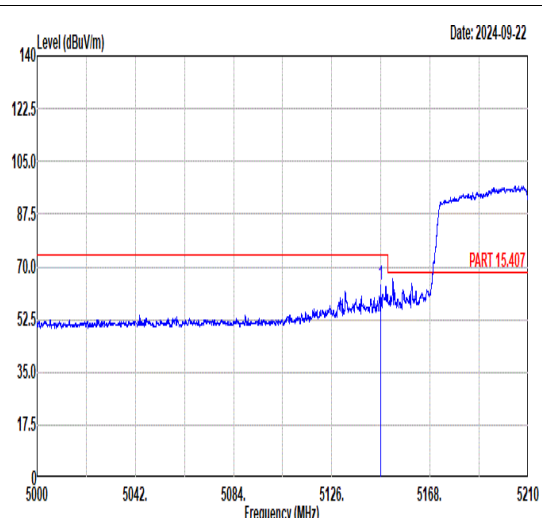
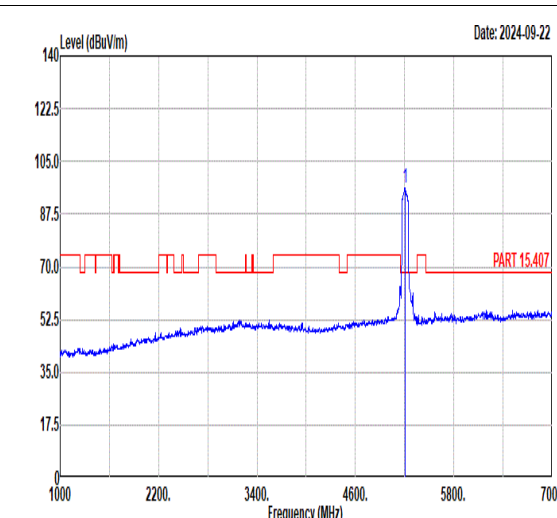
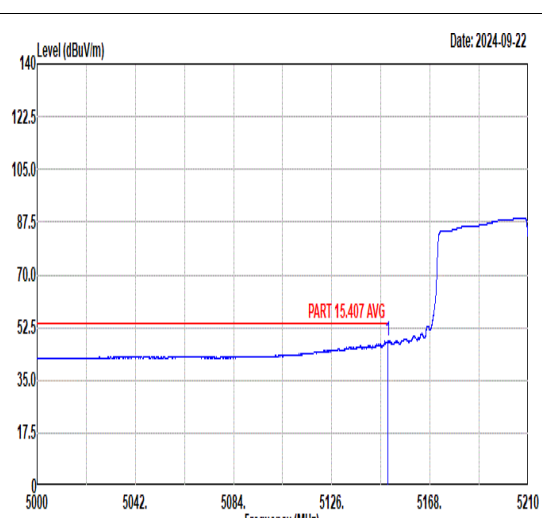
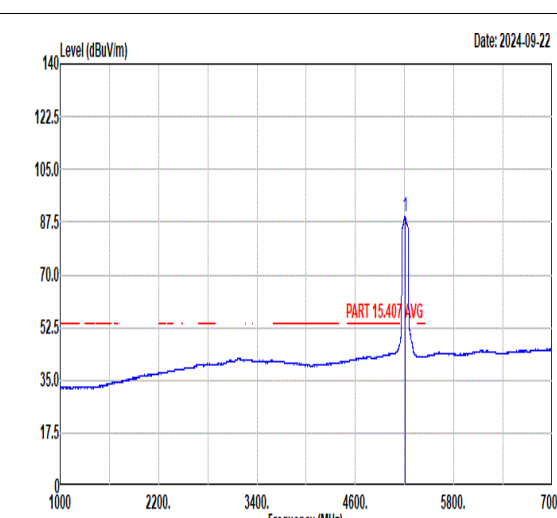


Mode	26																																																																															
	Band Edge - L																																																																															
	U-NII-1_5.15-5.25_802.11ac VHT80_CH42_5210MHz																																																																															
ANT	5																																																																															
Pol.	Horizontal	Fundamental																																																																														
Peak	<table border="1"> <thead> <tr> <th>Limit</th> <th>Margin</th> <th>Read</th> <th>Ant</th> <th>Cable</th> <th>Preamp</th> <th>APos</th> <th>TPos</th> <th>Remark</th> </tr> <tr> <th>Freq</th> <th>Level</th> <th>Line</th> <th>(dB)</th> <th>Level</th> <th>Factor</th> <th>Loss</th> <th>Factor</th> <th></th> </tr> <tr> <th>MHz</th> <th>dBuV/m</th> <th>dBuV/m</th> <th>dB</th> <th>dBuV</th> <th>dB/m</th> <th>dB</th> <th>dB</th> <th>cm</th> <th>deg</th> </tr> </thead> <tbody> <tr> <td>1</td> <td>5142.30</td> <td>65.25</td> <td>74.00</td> <td>-8.75</td> <td>51.06</td> <td>34.87</td> <td>11.09</td> <td>31.77</td> <td>246</td> <td>16 PEAK</td> </tr> </tbody> </table>	Limit	Margin	Read	Ant	Cable	Preamp	APos	TPos	Remark	Freq	Level	Line	(dB)	Level	Factor	Loss	Factor		MHz	dBuV/m	dBuV/m	dB	dBuV	dB/m	dB	dB	cm	deg	1	5142.30	65.25	74.00	-8.75	51.06	34.87	11.09	31.77	246	16 PEAK	<table border="1"> <thead> <tr> <th>Limit</th> <th>Margin</th> <th>Read</th> <th>Ant</th> <th>Cable</th> <th>Preamp</th> <th>APos</th> <th>TPos</th> <th>Remark</th> </tr> <tr> <th>Freq</th> <th>Level</th> <th>Line</th> <th>(dB)</th> <th>Level</th> <th>Factor</th> <th>Loss</th> <th>Factor</th> <th></th> </tr> <tr> <th>MHz</th> <th>dBuV/m</th> <th>dBuV/m</th> <th>dB</th> <th>dBuV</th> <th>dB/m</th> <th>dB</th> <th>dB</th> <th>cm</th> <th>deg</th> </tr> </thead> <tbody> <tr> <td>1</td> <td>5210.00</td> <td>99.57</td> <td>-----</td> <td>-----</td> <td>85.49</td> <td>34.86</td> <td>11.06</td> <td>31.84</td> <td>246</td> <td>16 PEAK</td> </tr> </tbody> </table>	Limit	Margin	Read	Ant	Cable	Preamp	APos	TPos	Remark	Freq	Level	Line	(dB)	Level	Factor	Loss	Factor		MHz	dBuV/m	dBuV/m	dB	dBuV	dB/m	dB	dB	cm	deg	1	5210.00	99.57	-----	-----	85.49	34.86	11.06	31.84	246	16 PEAK
	Limit	Margin	Read	Ant	Cable	Preamp	APos	TPos	Remark																																																																							
Freq	Level	Line	(dB)	Level	Factor	Loss	Factor																																																																									
MHz	dBuV/m	dBuV/m	dB	dBuV	dB/m	dB	dB	cm	deg																																																																							
1	5142.30	65.25	74.00	-8.75	51.06	34.87	11.09	31.77	246	16 PEAK																																																																						
Limit	Margin	Read	Ant	Cable	Preamp	APos	TPos	Remark																																																																								
Freq	Level	Line	(dB)	Level	Factor	Loss	Factor																																																																									
MHz	dBuV/m	dBuV/m	dB	dBuV	dB/m	dB	dB	cm	deg																																																																							
1	5210.00	99.57	-----	-----	85.49	34.86	11.06	31.84	246	16 PEAK																																																																						
Avg	<table border="1"> <thead> <tr> <th>Limit</th> <th>Margin</th> <th>Read</th> <th>Ant</th> <th>Cable</th> <th>Preamp</th> <th>APos</th> <th>TPos</th> <th>Remark</th> </tr> <tr> <th>Freq</th> <th>Level</th> <th>Line</th> <th>(dB)</th> <th>Level</th> <th>Factor</th> <th>Loss</th> <th>Factor</th> <th></th> </tr> <tr> <th>MHz</th> <th>dBuV/m</th> <th>dBuV/m</th> <th>dB</th> <th>dBuV</th> <th>dB/m</th> <th>dB</th> <th>dB</th> <th>cm</th> <th>deg</th> </tr> </thead> <tbody> <tr> <td>1</td> <td>5148.39</td> <td>50.17</td> <td>54.00</td> <td>-3.83</td> <td>35.99</td> <td>34.87</td> <td>11.09</td> <td>31.78</td> <td>246</td> <td>16 AVERAGE</td> </tr> </tbody> </table>	Limit	Margin	Read	Ant	Cable	Preamp	APos	TPos	Remark	Freq	Level	Line	(dB)	Level	Factor	Loss	Factor		MHz	dBuV/m	dBuV/m	dB	dBuV	dB/m	dB	dB	cm	deg	1	5148.39	50.17	54.00	-3.83	35.99	34.87	11.09	31.78	246	16 AVERAGE	<table border="1"> <thead> <tr> <th>Limit</th> <th>Margin</th> <th>Read</th> <th>Ant</th> <th>Cable</th> <th>Preamp</th> <th>APos</th> <th>TPos</th> <th>Remark</th> </tr> <tr> <th>Freq</th> <th>Level</th> <th>Line</th> <th>(dB)</th> <th>Level</th> <th>Factor</th> <th>Loss</th> <th>Factor</th> <th></th> </tr> <tr> <th>MHz</th> <th>dBuV/m</th> <th>dBuV/m</th> <th>dB</th> <th>dBuV</th> <th>dB/m</th> <th>dB</th> <th>dB</th> <th>cm</th> <th>deg</th> </tr> </thead> <tbody> <tr> <td>1</td> <td>5210.00</td> <td>91.24</td> <td>-----</td> <td>-----</td> <td>77.18</td> <td>34.86</td> <td>11.05</td> <td>31.85</td> <td>246</td> <td>16 AVERAGE</td> </tr> </tbody> </table>	Limit	Margin	Read	Ant	Cable	Preamp	APos	TPos	Remark	Freq	Level	Line	(dB)	Level	Factor	Loss	Factor		MHz	dBuV/m	dBuV/m	dB	dBuV	dB/m	dB	dB	cm	deg	1	5210.00	91.24	-----	-----	77.18	34.86	11.05	31.85	246	16 AVERAGE
Limit	Margin	Read	Ant	Cable	Preamp	APos	TPos	Remark																																																																								
Freq	Level	Line	(dB)	Level	Factor	Loss	Factor																																																																									
MHz	dBuV/m	dBuV/m	dB	dBuV	dB/m	dB	dB	cm	deg																																																																							
1	5148.39	50.17	54.00	-3.83	35.99	34.87	11.09	31.78	246	16 AVERAGE																																																																						
Limit	Margin	Read	Ant	Cable	Preamp	APos	TPos	Remark																																																																								
Freq	Level	Line	(dB)	Level	Factor	Loss	Factor																																																																									
MHz	dBuV/m	dBuV/m	dB	dBuV	dB/m	dB	dB	cm	deg																																																																							
1	5210.00	91.24	-----	-----	77.18	34.86	11.05	31.85	246	16 AVERAGE																																																																						



Mode	26																																									
	Band Edge - R																																									
	U-NII-1_5.15-5.25_802.11ac VHT80_CH42_5210MHz																																									
ANT	5																																									
Pol.	Horizontal	Fundamental																																								
Peak	<p>Date: 2024-09-22</p> <table border="1"> <thead> <tr> <th>Limit</th> <th>Margin</th> <th>Read</th> <th>Ant</th> <th>Cable</th> <th>Preamp</th> <th>APos</th> <th>TPos</th> <th>Remark</th> </tr> <tr> <th>Freq</th> <th>Level</th> <th>Line</th> <th>(dB)</th> <th>Level</th> <th>Factor</th> <th>Loss</th> <th>Factor</th> <th></th> </tr> <tr> <th>MHz</th> <th>dBuV/m</th> <th>dBuV/m</th> <th>dB</th> <th>dBuV</th> <th>dB/m</th> <th>dB</th> <th>dB</th> <th>cm</th> <th>deg</th> </tr> </thead> <tbody> <tr> <td>1</td> <td>5352.65</td> <td>52.65</td> <td>74.00</td> <td>-21.35</td> <td>38.91</td> <td>34.83</td> <td>10.94</td> <td>32.03</td> <td>246</td> <td>16</td> <td>PEAK</td> </tr> </tbody> </table>	Limit	Margin	Read	Ant	Cable	Preamp	APos	TPos	Remark	Freq	Level	Line	(dB)	Level	Factor	Loss	Factor		MHz	dBuV/m	dBuV/m	dB	dBuV	dB/m	dB	dB	cm	deg	1	5352.65	52.65	74.00	-21.35	38.91	34.83	10.94	32.03	246	16	PEAK	Blank
Limit	Margin	Read	Ant	Cable	Preamp	APos	TPos	Remark																																		
Freq	Level	Line	(dB)	Level	Factor	Loss	Factor																																			
MHz	dBuV/m	dBuV/m	dB	dBuV	dB/m	dB	dB	cm	deg																																	
1	5352.65	52.65	74.00	-21.35	38.91	34.83	10.94	32.03	246	16	PEAK																															
Avg	<p>Date: 2024-09-22</p> <table border="1"> <thead> <tr> <th>Limit</th> <th>Margin</th> <th>Read</th> <th>Ant</th> <th>Cable</th> <th>Preamp</th> <th>APos</th> <th>TPos</th> <th>Remark</th> </tr> <tr> <th>Freq</th> <th>Level</th> <th>Line</th> <th>(dB)</th> <th>Level</th> <th>Factor</th> <th>Loss</th> <th>Factor</th> <th></th> </tr> <tr> <th>MHz</th> <th>dBuV/m</th> <th>dBuV/m</th> <th>dB</th> <th>dBuV</th> <th>dB/m</th> <th>dB</th> <th>dB</th> <th>cm</th> <th>deg</th> </tr> </thead> <tbody> <tr> <td>1</td> <td>5350.38</td> <td>42.59</td> <td>54.00</td> <td>-11.41</td> <td>28.85</td> <td>34.83</td> <td>10.94</td> <td>32.03</td> <td>246</td> <td>16</td> <td>AVERAGE</td> </tr> </tbody> </table>	Limit	Margin	Read	Ant	Cable	Preamp	APos	TPos	Remark	Freq	Level	Line	(dB)	Level	Factor	Loss	Factor		MHz	dBuV/m	dBuV/m	dB	dBuV	dB/m	dB	dB	cm	deg	1	5350.38	42.59	54.00	-11.41	28.85	34.83	10.94	32.03	246	16	AVERAGE	Blank
Limit	Margin	Read	Ant	Cable	Preamp	APos	TPos	Remark																																		
Freq	Level	Line	(dB)	Level	Factor	Loss	Factor																																			
MHz	dBuV/m	dBuV/m	dB	dBuV	dB/m	dB	dB	cm	deg																																	
1	5350.38	42.59	54.00	-11.41	28.85	34.83	10.94	32.03	246	16	AVERAGE																															



Mode	26																																																																																	
	Band Edge - L																																																																																	
	U-NII-1_5.15-5.25_802.11ac VHT80_CH42_5210MHz																																																																																	
ANT	5																																																																																	
Pol.	Vertical	Fundamental																																																																																
Peak	 <p>Level (dBuV/m) vs Frequency (MHz) for Vertical polarization. Peak at 5146.90 MHz.</p> <table border="1"> <thead> <tr> <th>Limit</th> <th>Margin</th> <th>Read</th> <th>Ant</th> <th>Cable</th> <th>Preamp</th> <th>APos</th> <th>TPos</th> <th>Remark</th> </tr> <tr> <th>Freq</th> <th>Level</th> <th>Line</th> <th>(dB)</th> <th>Level</th> <th>Factor</th> <th>Loss</th> <th>Factor</th> <th></th> </tr> <tr> <th>MHz</th> <th>dBuV/m</th> <th>dBuV/m</th> <th>dB</th> <th>dBuV</th> <th>dB/m</th> <th>dB</th> <th>dB</th> <th>cm</th> <th>deg</th> </tr> </thead> <tbody> <tr> <td>1</td> <td>5146.90</td> <td>63.92</td> <td>74.00</td> <td>-10.08</td> <td>49.74</td> <td>34.87</td> <td>11.09</td> <td>31.78</td> <td>234</td> <td>87</td> <td>PEAK</td> </tr> </tbody> </table>	Limit	Margin	Read	Ant	Cable	Preamp	APos	TPos	Remark	Freq	Level	Line	(dB)	Level	Factor	Loss	Factor		MHz	dBuV/m	dBuV/m	dB	dBuV	dB/m	dB	dB	cm	deg	1	5146.90	63.92	74.00	-10.08	49.74	34.87	11.09	31.78	234	87	PEAK	 <p>Level (dBuV/m) vs Frequency (MHz) for Fundamental polarization. Peak at 5210.00 MHz.</p> <table border="1"> <thead> <tr> <th>Limit</th> <th>Margin</th> <th>Read</th> <th>Ant</th> <th>Cable</th> <th>Preamp</th> <th>APos</th> <th>TPos</th> <th>Remark</th> </tr> <tr> <th>Freq</th> <th>Level</th> <th>Line</th> <th>(dB)</th> <th>Level</th> <th>Factor</th> <th>Loss</th> <th>Factor</th> <th></th> </tr> <tr> <th>MHz</th> <th>dBuV/m</th> <th>dBuV/m</th> <th>dB</th> <th>dBuV</th> <th>dB/m</th> <th>dB</th> <th>dB</th> <th>cm</th> <th>deg</th> </tr> </thead> <tbody> <tr> <td>1</td> <td>5210.00</td> <td>96.41</td> <td>-----</td> <td>-----</td> <td>82.35</td> <td>34.86</td> <td>11.05</td> <td>31.85</td> <td>234</td> <td>87</td> <td>PEAK</td> </tr> </tbody> </table>	Limit	Margin	Read	Ant	Cable	Preamp	APos	TPos	Remark	Freq	Level	Line	(dB)	Level	Factor	Loss	Factor		MHz	dBuV/m	dBuV/m	dB	dBuV	dB/m	dB	dB	cm	deg	1	5210.00	96.41	-----	-----	82.35	34.86	11.05	31.85	234	87	PEAK
	Limit	Margin	Read	Ant	Cable	Preamp	APos	TPos	Remark																																																																									
Freq	Level	Line	(dB)	Level	Factor	Loss	Factor																																																																											
MHz	dBuV/m	dBuV/m	dB	dBuV	dB/m	dB	dB	cm	deg																																																																									
1	5146.90	63.92	74.00	-10.08	49.74	34.87	11.09	31.78	234	87	PEAK																																																																							
Limit	Margin	Read	Ant	Cable	Preamp	APos	TPos	Remark																																																																										
Freq	Level	Line	(dB)	Level	Factor	Loss	Factor																																																																											
MHz	dBuV/m	dBuV/m	dB	dBuV	dB/m	dB	dB	cm	deg																																																																									
1	5210.00	96.41	-----	-----	82.35	34.86	11.05	31.85	234	87	PEAK																																																																							
Avg	 <p>Level (dBuV/m) vs Frequency (MHz) for Vertical polarization. Average level at 5149.98 MHz.</p> <table border="1"> <thead> <tr> <th>Limit</th> <th>Margin</th> <th>Read</th> <th>Ant</th> <th>Cable</th> <th>Preamp</th> <th>APos</th> <th>TPos</th> <th>Remark</th> </tr> <tr> <th>Freq</th> <th>Level</th> <th>Line</th> <th>(dB)</th> <th>Level</th> <th>Factor</th> <th>Loss</th> <th>Factor</th> <th></th> </tr> <tr> <th>MHz</th> <th>dBuV/m</th> <th>dBuV/m</th> <th>dB</th> <th>dBuV</th> <th>dB/m</th> <th>dB</th> <th>dB</th> <th>cm</th> <th>deg</th> </tr> </thead> <tbody> <tr> <td>1</td> <td>5149.98</td> <td>48.09</td> <td>54.00</td> <td>-5.91</td> <td>33.92</td> <td>34.87</td> <td>11.08</td> <td>31.78</td> <td>234</td> <td>87</td> <td>AVERAGE</td> </tr> </tbody> </table>	Limit	Margin	Read	Ant	Cable	Preamp	APos	TPos	Remark	Freq	Level	Line	(dB)	Level	Factor	Loss	Factor		MHz	dBuV/m	dBuV/m	dB	dBuV	dB/m	dB	dB	cm	deg	1	5149.98	48.09	54.00	-5.91	33.92	34.87	11.08	31.78	234	87	AVERAGE	 <p>Level (dBuV/m) vs Frequency (MHz) for Fundamental polarization. Average level at 5210.00 MHz.</p> <table border="1"> <thead> <tr> <th>Limit</th> <th>Margin</th> <th>Read</th> <th>Ant</th> <th>Cable</th> <th>Preamp</th> <th>APos</th> <th>TPos</th> <th>Remark</th> </tr> <tr> <th>Freq</th> <th>Level</th> <th>Line</th> <th>(dB)</th> <th>Level</th> <th>Factor</th> <th>Loss</th> <th>Factor</th> <th></th> </tr> <tr> <th>MHz</th> <th>dBuV/m</th> <th>dBuV/m</th> <th>dB</th> <th>dBuV</th> <th>dB/m</th> <th>dB</th> <th>dB</th> <th>cm</th> <th>deg</th> </tr> </thead> <tbody> <tr> <td>1</td> <td>5210.00</td> <td>89.14</td> <td>-----</td> <td>-----</td> <td>75.08</td> <td>34.86</td> <td>11.05</td> <td>31.85</td> <td>234</td> <td>87</td> <td>AVERAGE</td> </tr> </tbody> </table>	Limit	Margin	Read	Ant	Cable	Preamp	APos	TPos	Remark	Freq	Level	Line	(dB)	Level	Factor	Loss	Factor		MHz	dBuV/m	dBuV/m	dB	dBuV	dB/m	dB	dB	cm	deg	1	5210.00	89.14	-----	-----	75.08	34.86	11.05	31.85	234	87	AVERAGE
Limit	Margin	Read	Ant	Cable	Preamp	APos	TPos	Remark																																																																										
Freq	Level	Line	(dB)	Level	Factor	Loss	Factor																																																																											
MHz	dBuV/m	dBuV/m	dB	dBuV	dB/m	dB	dB	cm	deg																																																																									
1	5149.98	48.09	54.00	-5.91	33.92	34.87	11.08	31.78	234	87	AVERAGE																																																																							
Limit	Margin	Read	Ant	Cable	Preamp	APos	TPos	Remark																																																																										
Freq	Level	Line	(dB)	Level	Factor	Loss	Factor																																																																											
MHz	dBuV/m	dBuV/m	dB	dBuV	dB/m	dB	dB	cm	deg																																																																									
1	5210.00	89.14	-----	-----	75.08	34.86	11.05	31.85	234	87	AVERAGE																																																																							



Mode	26																																								
	Band Edge - R																																								
	U-NII-1_5.15-5.25_802.11ac VHT80_CH42_5210MHz																																								
ANT	5																																								
Pol.	Vertical	Fundamental																																							
Peak	<p>Date: 2024-09-22</p> <table border="1"> <thead> <tr> <th>Limit</th> <th>Margin</th> <th>Read</th> <th>Ant</th> <th>Cable</th> <th>Preamp</th> <th>APos</th> <th>TPos</th> <th>Remark</th> </tr> <tr> <th>Freq</th> <th>Level</th> <th>Line</th> <th>(dB)</th> <th>Level</th> <th>Factor</th> <th>Loss</th> <th>Factor</th> <th></th> </tr> <tr> <th>MHz</th> <th>dBuV/m</th> <th>dBuV/m</th> <th>dBuV</th> <th>dB/m</th> <th>dB</th> <th>dB</th> <th>cm</th> <th>deg</th> </tr> </thead> <tbody> <tr> <td>1</td> <td>5387.88</td> <td>51.88</td> <td>74.00</td> <td>-22.12</td> <td>38.23</td> <td>34.82</td> <td>10.91</td> <td>32.08</td> <td>234</td> <td>87</td> <td>PEAK</td> </tr> </tbody> </table>	Limit	Margin	Read	Ant	Cable	Preamp	APos	TPos	Remark	Freq	Level	Line	(dB)	Level	Factor	Loss	Factor		MHz	dBuV/m	dBuV/m	dBuV	dB/m	dB	dB	cm	deg	1	5387.88	51.88	74.00	-22.12	38.23	34.82	10.91	32.08	234	87	PEAK	Blank
Limit	Margin	Read	Ant	Cable	Preamp	APos	TPos	Remark																																	
Freq	Level	Line	(dB)	Level	Factor	Loss	Factor																																		
MHz	dBuV/m	dBuV/m	dBuV	dB/m	dB	dB	cm	deg																																	
1	5387.88	51.88	74.00	-22.12	38.23	34.82	10.91	32.08	234	87	PEAK																														
Avg	<p>Date: 2024-09-22</p> <table border="1"> <thead> <tr> <th>Limit</th> <th>Margin</th> <th>Read</th> <th>Ant</th> <th>Cable</th> <th>Preamp</th> <th>APos</th> <th>TPos</th> <th>Remark</th> </tr> <tr> <th>Freq</th> <th>Level</th> <th>Line</th> <th>(dB)</th> <th>Level</th> <th>Factor</th> <th>Loss</th> <th>Factor</th> <th></th> </tr> <tr> <th>MHz</th> <th>dBuV/m</th> <th>dBuV/m</th> <th>dBuV</th> <th>dB/m</th> <th>dB</th> <th>dB</th> <th>cm</th> <th>deg</th> </tr> </thead> <tbody> <tr> <td>1</td> <td>5357.88</td> <td>41.97</td> <td>54.00</td> <td>-12.03</td> <td>28.24</td> <td>34.83</td> <td>10.94</td> <td>32.04</td> <td>234</td> <td>87</td> <td>AVERAGE</td> </tr> </tbody> </table>	Limit	Margin	Read	Ant	Cable	Preamp	APos	TPos	Remark	Freq	Level	Line	(dB)	Level	Factor	Loss	Factor		MHz	dBuV/m	dBuV/m	dBuV	dB/m	dB	dB	cm	deg	1	5357.88	41.97	54.00	-12.03	28.24	34.83	10.94	32.04	234	87	AVERAGE	Blank
Limit	Margin	Read	Ant	Cable	Preamp	APos	TPos	Remark																																	
Freq	Level	Line	(dB)	Level	Factor	Loss	Factor																																		
MHz	dBuV/m	dBuV/m	dBuV	dB/m	dB	dB	cm	deg																																	
1	5357.88	41.97	54.00	-12.03	28.24	34.83	10.94	32.04	234	87	AVERAGE																														



Mode	27																																																																									
	Band Edge - L																																																																									
	U-NII-2A_5.25-5.35_802.11ac VHT80_CH58_5290MHz																																																																									
ANT	5																																																																									
Pol.	Horizontal	Fundamental																																																																								
Peak	<p>Date: 2024-09-22</p> <table border="1"> <thead> <tr> <th>Limit</th> <th>Read</th> <th>Ant</th> <th>Cable</th> <th>Preamp</th> <th>APos</th> <th>TPos</th> </tr> <tr> <th>Freq</th> <th>Level</th> <th>Line</th> <th>Margin</th> <th>Level</th> <th>Factor</th> <th>Loss Factor</th> <th>Remark</th> </tr> <tr> <th>MHz</th> <th>dBuV/m</th> <th>dBuV/m</th> <th>dB</th> <th>dBuV</th> <th>dB/m</th> <th>dB</th> <th>cm</th> <th>deg</th> </tr> </thead> <tbody> <tr> <td>1</td> <td>5117.31</td> <td>53.39</td> <td>74.00</td> <td>-20.61</td> <td>39.15</td> <td>34.88</td> <td>11.10</td> <td>31.74</td> <td>200</td> <td>351</td> <td>PEAK</td> </tr> </tbody> </table>	Limit	Read	Ant	Cable	Preamp	APos	TPos	Freq	Level	Line	Margin	Level	Factor	Loss Factor	Remark	MHz	dBuV/m	dBuV/m	dB	dBuV	dB/m	dB	cm	deg	1	5117.31	53.39	74.00	-20.61	39.15	34.88	11.10	31.74	200	351	PEAK	<p>Date: 2024-09-22</p> <table border="1"> <thead> <tr> <th>Limit</th> <th>Read</th> <th>Ant</th> <th>Cable</th> <th>Preamp</th> <th>APos</th> <th>TPos</th> </tr> <tr> <th>Freq</th> <th>Level</th> <th>Line</th> <th>Margin</th> <th>Level</th> <th>Factor</th> <th>Loss Factor</th> <th>Remark</th> </tr> <tr> <th>MHz</th> <th>dBuV/m</th> <th>dBuV/m</th> <th>dB</th> <th>dBuV</th> <th>dB/m</th> <th>dB</th> <th>cm</th> <th>deg</th> </tr> </thead> <tbody> <tr> <td>1</td> <td>5290.00</td> <td>96.25</td> <td>-----</td> <td>-----</td> <td>82.40</td> <td>34.84</td> <td>10.98</td> <td>31.97</td> <td>200</td> <td>351</td> <td>PEAK</td> </tr> </tbody> </table>	Limit	Read	Ant	Cable	Preamp	APos	TPos	Freq	Level	Line	Margin	Level	Factor	Loss Factor	Remark	MHz	dBuV/m	dBuV/m	dB	dBuV	dB/m	dB	cm	deg	1	5290.00	96.25	-----	-----	82.40	34.84	10.98	31.97	200	351	PEAK
	Limit	Read	Ant	Cable	Preamp	APos	TPos																																																																			
Freq	Level	Line	Margin	Level	Factor	Loss Factor	Remark																																																																			
MHz	dBuV/m	dBuV/m	dB	dBuV	dB/m	dB	cm	deg																																																																		
1	5117.31	53.39	74.00	-20.61	39.15	34.88	11.10	31.74	200	351	PEAK																																																															
Limit	Read	Ant	Cable	Preamp	APos	TPos																																																																				
Freq	Level	Line	Margin	Level	Factor	Loss Factor	Remark																																																																			
MHz	dBuV/m	dBuV/m	dB	dBuV	dB/m	dB	cm	deg																																																																		
1	5290.00	96.25	-----	-----	82.40	34.84	10.98	31.97	200	351	PEAK																																																															
Avg	<p>Date: 2024-09-22</p> <table border="1"> <thead> <tr> <th>Limit</th> <th>Read</th> <th>Ant</th> <th>Cable</th> <th>Preamp</th> <th>APos</th> <th>TPos</th> </tr> <tr> <th>Freq</th> <th>Level</th> <th>Line</th> <th>Margin</th> <th>Level</th> <th>Factor</th> <th>Loss Factor</th> <th>Remark</th> </tr> <tr> <th>MHz</th> <th>dBuV/m</th> <th>dBuV/m</th> <th>dB</th> <th>dBuV</th> <th>dB/m</th> <th>dB</th> <th>cm</th> <th>deg</th> </tr> </thead> <tbody> <tr> <td>1</td> <td>5123.13</td> <td>43.27</td> <td>54.00</td> <td>-10.73</td> <td>29.04</td> <td>34.88</td> <td>11.10</td> <td>31.75</td> <td>200</td> <td>351</td> <td>AVERAGE</td> </tr> </tbody> </table>	Limit	Read	Ant	Cable	Preamp	APos	TPos	Freq	Level	Line	Margin	Level	Factor	Loss Factor	Remark	MHz	dBuV/m	dBuV/m	dB	dBuV	dB/m	dB	cm	deg	1	5123.13	43.27	54.00	-10.73	29.04	34.88	11.10	31.75	200	351	AVERAGE	<p>Date: 2024-09-22</p> <table border="1"> <thead> <tr> <th>Limit</th> <th>Read</th> <th>Ant</th> <th>Cable</th> <th>Preamp</th> <th>APos</th> <th>TPos</th> </tr> <tr> <th>Freq</th> <th>Level</th> <th>Line</th> <th>Margin</th> <th>Level</th> <th>Factor</th> <th>Loss Factor</th> <th>Remark</th> </tr> <tr> <th>MHz</th> <th>dBuV/m</th> <th>dBuV/m</th> <th>dB</th> <th>dBuV</th> <th>dB/m</th> <th>dB</th> <th>cm</th> <th>deg</th> </tr> </thead> <tbody> <tr> <td>1</td> <td>5290.00</td> <td>89.04</td> <td>-----</td> <td>-----</td> <td>75.16</td> <td>34.84</td> <td>10.99</td> <td>31.95</td> <td>200</td> <td>351</td> <td>AVERAGE</td> </tr> </tbody> </table>	Limit	Read	Ant	Cable	Preamp	APos	TPos	Freq	Level	Line	Margin	Level	Factor	Loss Factor	Remark	MHz	dBuV/m	dBuV/m	dB	dBuV	dB/m	dB	cm	deg	1	5290.00	89.04	-----	-----	75.16	34.84	10.99	31.95	200	351	AVERAGE
Limit	Read	Ant	Cable	Preamp	APos	TPos																																																																				
Freq	Level	Line	Margin	Level	Factor	Loss Factor	Remark																																																																			
MHz	dBuV/m	dBuV/m	dB	dBuV	dB/m	dB	cm	deg																																																																		
1	5123.13	43.27	54.00	-10.73	29.04	34.88	11.10	31.75	200	351	AVERAGE																																																															
Limit	Read	Ant	Cable	Preamp	APos	TPos																																																																				
Freq	Level	Line	Margin	Level	Factor	Loss Factor	Remark																																																																			
MHz	dBuV/m	dBuV/m	dB	dBuV	dB/m	dB	cm	deg																																																																		
1	5290.00	89.04	-----	-----	75.16	34.84	10.99	31.95	200	351	AVERAGE																																																															



Mode	27																																					
	Band Edge - R																																					
	U-NII-2A_5.25-5.35_802.11ac VHT80_CH58_5290MHz																																					
ANT	5																																					
Pol.	Horizontal	Fundamental																																				
Peak	<table border="1"> <thead> <tr> <th>Limit</th> <th>Read</th> <th>Ant</th> <th>Cable</th> <th>Preamp</th> <th>APos</th> <th>TPos</th> <th>Remark</th> </tr> <tr> <th>Freq</th> <th>Level</th> <th>Line</th> <th>Margin</th> <th>Level</th> <th>Factor</th> <th>Loss</th> <th>Factor</th> </tr> <tr> <th>MHz</th> <th>dBuV/m</th> <th>dBuV/m</th> <th>dB</th> <th>dBuV</th> <th>dB/m</th> <th>dB</th> <th>cm</th> </tr> </thead> <tbody> <tr> <td>1</td> <td>5355.55</td> <td>62.50</td> <td>74.00</td> <td>-11.50</td> <td>48.77</td> <td>34.83</td> <td>10.94</td> <td>32.04</td> <td>200</td> <td>351</td> <td>PEAK</td> </tr> </tbody> </table>	Limit	Read	Ant	Cable	Preamp	APos	TPos	Remark	Freq	Level	Line	Margin	Level	Factor	Loss	Factor	MHz	dBuV/m	dBuV/m	dB	dBuV	dB/m	dB	cm	1	5355.55	62.50	74.00	-11.50	48.77	34.83	10.94	32.04	200	351	PEAK	Blank
Limit	Read	Ant	Cable	Preamp	APos	TPos	Remark																															
Freq	Level	Line	Margin	Level	Factor	Loss	Factor																															
MHz	dBuV/m	dBuV/m	dB	dBuV	dB/m	dB	cm																															
1	5355.55	62.50	74.00	-11.50	48.77	34.83	10.94	32.04	200	351	PEAK																											
Avg	<table border="1"> <thead> <tr> <th>Limit</th> <th>Read</th> <th>Ant</th> <th>Cable</th> <th>Preamp</th> <th>APos</th> <th>TPos</th> <th>Remark</th> </tr> <tr> <th>Freq</th> <th>Level</th> <th>Line</th> <th>Margin</th> <th>Level</th> <th>Factor</th> <th>Loss</th> <th>Factor</th> </tr> <tr> <th>MHz</th> <th>dBuV/m</th> <th>dBuV/m</th> <th>dB</th> <th>dBuV</th> <th>dB/m</th> <th>dB</th> <th>cm</th> </tr> </thead> <tbody> <tr> <td>1</td> <td>5350.27</td> <td>50.91</td> <td>54.00</td> <td>-3.09</td> <td>37.17</td> <td>34.83</td> <td>10.94</td> <td>32.03</td> <td>200</td> <td>351</td> <td>AVERAGE</td> </tr> </tbody> </table>	Limit	Read	Ant	Cable	Preamp	APos	TPos	Remark	Freq	Level	Line	Margin	Level	Factor	Loss	Factor	MHz	dBuV/m	dBuV/m	dB	dBuV	dB/m	dB	cm	1	5350.27	50.91	54.00	-3.09	37.17	34.83	10.94	32.03	200	351	AVERAGE	Blank
Limit	Read	Ant	Cable	Preamp	APos	TPos	Remark																															
Freq	Level	Line	Margin	Level	Factor	Loss	Factor																															
MHz	dBuV/m	dBuV/m	dB	dBuV	dB/m	dB	cm																															
1	5350.27	50.91	54.00	-3.09	37.17	34.83	10.94	32.03	200	351	AVERAGE																											



Mode	27																																																																																	
	Band Edge - L																																																																																	
	U-NII-2A_5.25-5.35_802.11ac VHT80_CH58_5290MHz																																																																																	
ANT	5																																																																																	
Pol.	Vertical	Fundamental																																																																																
Peak	<table border="1"> <thead> <tr> <th>Limit</th> <th>Read</th> <th>Ant</th> <th>Cable</th> <th>Preamp</th> <th>APos</th> <th>TPos</th> <th colspan="2">Remark</th> </tr> <tr> <th>Freq</th> <th>Level</th> <th>Line</th> <th>Margin</th> <th>Level</th> <th>Factor</th> <th>Loss Factor</th> <th>cm</th> <th>deg</th> </tr> <tr> <th>MHz</th> <th>dBuV/m</th> <th>dBuV/m</th> <th>dB</th> <th>dBuV</th> <th>dB/m</th> <th>dB</th> <th>dB</th> <th>cm</th> <th>deg</th> </tr> </thead> <tbody> <tr> <td>1</td> <td>5059.60</td> <td>53.38</td> <td>74.00</td> <td>-20.62</td> <td>39.02</td> <td>34.89</td> <td>11.14</td> <td>31.67</td> <td>220</td> <td>69</td> <td>PEAK</td> </tr> </tbody> </table>	Limit	Read	Ant	Cable	Preamp	APos	TPos	Remark		Freq	Level	Line	Margin	Level	Factor	Loss Factor	cm	deg	MHz	dBuV/m	dBuV/m	dB	dBuV	dB/m	dB	dB	cm	deg	1	5059.60	53.38	74.00	-20.62	39.02	34.89	11.14	31.67	220	69	PEAK	<table border="1"> <thead> <tr> <th>Limit</th> <th>Read</th> <th>Ant</th> <th>Cable</th> <th>Preamp</th> <th>APos</th> <th>TPos</th> <th colspan="2">Remark</th> </tr> <tr> <th>Freq</th> <th>Level</th> <th>Line</th> <th>Margin</th> <th>Level</th> <th>Factor</th> <th>Loss Factor</th> <th>cm</th> <th>deg</th> </tr> <tr> <th>MHz</th> <th>dBuV/m</th> <th>dBuV/m</th> <th>dB</th> <th>dBuV</th> <th>dB/m</th> <th>dB</th> <th>dB</th> <th>cm</th> <th>deg</th> </tr> </thead> <tbody> <tr> <td>1</td> <td>5290.00</td> <td>94.09</td> <td>-----</td> <td>-----</td> <td>80.22</td> <td>34.84</td> <td>10.99</td> <td>31.96</td> <td>220</td> <td>69</td> <td>PEAK</td> </tr> </tbody> </table>	Limit	Read	Ant	Cable	Preamp	APos	TPos	Remark		Freq	Level	Line	Margin	Level	Factor	Loss Factor	cm	deg	MHz	dBuV/m	dBuV/m	dB	dBuV	dB/m	dB	dB	cm	deg	1	5290.00	94.09	-----	-----	80.22	34.84	10.99	31.96	220	69	PEAK
	Limit	Read	Ant	Cable	Preamp	APos	TPos	Remark																																																																										
Freq	Level	Line	Margin	Level	Factor	Loss Factor	cm	deg																																																																										
MHz	dBuV/m	dBuV/m	dB	dBuV	dB/m	dB	dB	cm	deg																																																																									
1	5059.60	53.38	74.00	-20.62	39.02	34.89	11.14	31.67	220	69	PEAK																																																																							
Limit	Read	Ant	Cable	Preamp	APos	TPos	Remark																																																																											
Freq	Level	Line	Margin	Level	Factor	Loss Factor	cm	deg																																																																										
MHz	dBuV/m	dBuV/m	dB	dBuV	dB/m	dB	dB	cm	deg																																																																									
1	5290.00	94.09	-----	-----	80.22	34.84	10.99	31.96	220	69	PEAK																																																																							
Avg	<table border="1"> <thead> <tr> <th>Limit</th> <th>Read</th> <th>Ant</th> <th>Cable</th> <th>Preamp</th> <th>APos</th> <th>TPos</th> <th colspan="2">Remark</th> </tr> <tr> <th>Freq</th> <th>Level</th> <th>Line</th> <th>Margin</th> <th>Level</th> <th>Factor</th> <th>Loss Factor</th> <th>cm</th> <th>deg</th> </tr> <tr> <th>MHz</th> <th>dBuV/m</th> <th>dBuV/m</th> <th>dB</th> <th>dBuV</th> <th>dB/m</th> <th>dB</th> <th>dB</th> <th>cm</th> <th>deg</th> </tr> </thead> <tbody> <tr> <td>1</td> <td>5146.89</td> <td>43.19</td> <td>54.00</td> <td>-10.81</td> <td>29.01</td> <td>34.87</td> <td>11.09</td> <td>31.78</td> <td>220</td> <td>69</td> <td>AVERAGE</td> </tr> </tbody> </table>	Limit	Read	Ant	Cable	Preamp	APos	TPos	Remark		Freq	Level	Line	Margin	Level	Factor	Loss Factor	cm	deg	MHz	dBuV/m	dBuV/m	dB	dBuV	dB/m	dB	dB	cm	deg	1	5146.89	43.19	54.00	-10.81	29.01	34.87	11.09	31.78	220	69	AVERAGE	<table border="1"> <thead> <tr> <th>Limit</th> <th>Read</th> <th>Ant</th> <th>Cable</th> <th>Preamp</th> <th>APos</th> <th>TPos</th> <th colspan="2">Remark</th> </tr> <tr> <th>Freq</th> <th>Level</th> <th>Line</th> <th>Margin</th> <th>Level</th> <th>Factor</th> <th>Loss Factor</th> <th>cm</th> <th>deg</th> </tr> <tr> <th>MHz</th> <th>dBuV/m</th> <th>dBuV/m</th> <th>dB</th> <th>dBuV</th> <th>dB/m</th> <th>dB</th> <th>dB</th> <th>cm</th> <th>deg</th> </tr> </thead> <tbody> <tr> <td>1</td> <td>5290.00</td> <td>86.98</td> <td>-----</td> <td>-----</td> <td>73.10</td> <td>34.84</td> <td>10.99</td> <td>31.95</td> <td>220</td> <td>69</td> <td>AVERAGE</td> </tr> </tbody> </table>	Limit	Read	Ant	Cable	Preamp	APos	TPos	Remark		Freq	Level	Line	Margin	Level	Factor	Loss Factor	cm	deg	MHz	dBuV/m	dBuV/m	dB	dBuV	dB/m	dB	dB	cm	deg	1	5290.00	86.98	-----	-----	73.10	34.84	10.99	31.95	220	69	AVERAGE
Limit	Read	Ant	Cable	Preamp	APos	TPos	Remark																																																																											
Freq	Level	Line	Margin	Level	Factor	Loss Factor	cm	deg																																																																										
MHz	dBuV/m	dBuV/m	dB	dBuV	dB/m	dB	dB	cm	deg																																																																									
1	5146.89	43.19	54.00	-10.81	29.01	34.87	11.09	31.78	220	69	AVERAGE																																																																							
Limit	Read	Ant	Cable	Preamp	APos	TPos	Remark																																																																											
Freq	Level	Line	Margin	Level	Factor	Loss Factor	cm	deg																																																																										
MHz	dBuV/m	dBuV/m	dB	dBuV	dB/m	dB	dB	cm	deg																																																																									
1	5290.00	86.98	-----	-----	73.10	34.84	10.99	31.95	220	69	AVERAGE																																																																							



	27																																					
Mode	Band Edge - R																																					
	U-NII-2A_5.25-5.35_802.11ac VHT80_CH58_5290MHz																																					
ANT	5																																					
Pol.	Vertical	Fundamental																																				
Peak	<p style="text-align: right;">Date: 2024-09-22</p> <table border="1"> <thead> <tr> <th>Limit</th> <th>Read</th> <th>Ant</th> <th>Cable</th> <th>Preamp</th> <th>APos</th> <th>TPos</th> <th>Remark</th> </tr> <tr> <th>Freq</th> <th>Level</th> <th>Line</th> <th>Margin</th> <th>Level</th> <th>Factor</th> <th>Loss</th> <th>Factor</th> </tr> <tr> <th>MHz</th> <th>dBuV/m</th> <th>dBuV/m</th> <th>dB</th> <th>dBuV</th> <th>dB/m</th> <th>dB</th> <th>dB</th> </tr> </thead> <tbody> <tr> <td>1</td> <td>5351.97</td> <td>61.01</td> <td>74.00</td> <td>-12.99</td> <td>47.27</td> <td>34.83</td> <td>10.94</td> <td>32.03</td> <td>220</td> <td>69</td> <td>PEAK</td> </tr> </tbody> </table>		Limit	Read	Ant	Cable	Preamp	APos	TPos	Remark	Freq	Level	Line	Margin	Level	Factor	Loss	Factor	MHz	dBuV/m	dBuV/m	dB	dBuV	dB/m	dB	dB	1	5351.97	61.01	74.00	-12.99	47.27	34.83	10.94	32.03	220	69	PEAK
	Limit	Read	Ant	Cable	Preamp	APos	TPos	Remark																														
Freq	Level	Line	Margin	Level	Factor	Loss	Factor																															
MHz	dBuV/m	dBuV/m	dB	dBuV	dB/m	dB	dB																															
1	5351.97	61.01	74.00	-12.99	47.27	34.83	10.94	32.03	220	69	PEAK																											
Blank																																						
Avg	<p style="text-align: right;">Date: 2024-09-22</p> <table border="1"> <thead> <tr> <th>Limit</th> <th>Read</th> <th>Ant</th> <th>Cable</th> <th>Preamp</th> <th>APos</th> <th>TPos</th> <th>Remark</th> </tr> <tr> <th>Freq</th> <th>Level</th> <th>Line</th> <th>Margin</th> <th>Level</th> <th>Factor</th> <th>Loss</th> <th>Factor</th> </tr> <tr> <th>MHz</th> <th>dBuV/m</th> <th>dBuV/m</th> <th>dB</th> <th>dBuV</th> <th>dB/m</th> <th>dB</th> <th>dB</th> </tr> </thead> <tbody> <tr> <td>1</td> <td>5350.79</td> <td>49.49</td> <td>54.00</td> <td>-4.51</td> <td>35.75</td> <td>34.83</td> <td>10.94</td> <td>32.03</td> <td>220</td> <td>69</td> <td>AVERAGE</td> </tr> </tbody> </table>		Limit	Read	Ant	Cable	Preamp	APos	TPos	Remark	Freq	Level	Line	Margin	Level	Factor	Loss	Factor	MHz	dBuV/m	dBuV/m	dB	dBuV	dB/m	dB	dB	1	5350.79	49.49	54.00	-4.51	35.75	34.83	10.94	32.03	220	69	AVERAGE
	Limit	Read	Ant	Cable	Preamp	APos	TPos	Remark																														
Freq	Level	Line	Margin	Level	Factor	Loss	Factor																															
MHz	dBuV/m	dBuV/m	dB	dBuV	dB/m	dB	dB																															
1	5350.79	49.49	54.00	-4.51	35.75	34.83	10.94	32.03	220	69	AVERAGE																											
Blank																																						



Mode	27																																																																																																
	Harmonic																																																																																																
	U-NII-2A_5.25-5.35_802.11ac VHT80_CH58_5290MHz																																																																																																
ANT	5																																																																																																
Pol.	Horizontal	Vertical																																																																																															
Peak Avg																																																																																																	
	<table border="1"> <thead> <tr> <th>Limit</th> <th>Read</th> <th>Ant</th> <th>Cable</th> <th>Preamp</th> <th>Apos</th> <th>TPos</th> <th>Remark</th> </tr> <tr> <th>Freq</th> <th>Level</th> <th>Line</th> <th>Margin</th> <th>Level</th> <th>Factor</th> <th>Loss</th> <th>Factor</th> </tr> <tr> <th>MHz</th> <th>dBuV/m</th> <th>dBuV/m</th> <th>dB</th> <th>dBuV</th> <th>dB/m</th> <th>dB</th> <th>dB</th> </tr> </thead> <tbody> <tr> <td>1</td> <td>10580.00</td> <td>48.48</td> <td>68.30</td> <td>-19.82</td> <td>45.51</td> <td>39.48</td> <td>14.29</td> <td>50.80</td> <td>---</td> <td>---</td> <td>Peak</td> </tr> <tr> <td>2</td> <td>15870.00</td> <td>47.17</td> <td>74.00</td> <td>-26.83</td> <td>39.74</td> <td>42.02</td> <td>17.11</td> <td>51.70</td> <td>---</td> <td>---</td> <td>Peak</td> </tr> </tbody> </table>	Limit	Read	Ant	Cable	Preamp	Apos	TPos	Remark	Freq	Level	Line	Margin	Level	Factor	Loss	Factor	MHz	dBuV/m	dBuV/m	dB	dBuV	dB/m	dB	dB	1	10580.00	48.48	68.30	-19.82	45.51	39.48	14.29	50.80	---	---	Peak	2	15870.00	47.17	74.00	-26.83	39.74	42.02	17.11	51.70	---	---	Peak	<table border="1"> <thead> <tr> <th>Limit</th> <th>Read</th> <th>Ant</th> <th>Cable</th> <th>Preamp</th> <th>Apos</th> <th>TPos</th> <th>Remark</th> </tr> <tr> <th>Freq</th> <th>Level</th> <th>Line</th> <th>Margin</th> <th>Level</th> <th>Factor</th> <th>Loss</th> <th>Factor</th> </tr> <tr> <th>MHz</th> <th>dBuV/m</th> <th>dBuV/m</th> <th>dB</th> <th>dBuV</th> <th>dB/m</th> <th>dB</th> <th>dB</th> </tr> </thead> <tbody> <tr> <td>1</td> <td>10580.00</td> <td>48.03</td> <td>68.30</td> <td>-20.27</td> <td>45.06</td> <td>39.48</td> <td>14.29</td> <td>50.80</td> <td>---</td> <td>---</td> <td>Peak</td> </tr> <tr> <td>2</td> <td>15870.00</td> <td>46.84</td> <td>74.00</td> <td>-27.16</td> <td>39.41</td> <td>42.02</td> <td>17.11</td> <td>51.70</td> <td>---</td> <td>---</td> <td>Peak</td> </tr> </tbody> </table>	Limit	Read	Ant	Cable	Preamp	Apos	TPos	Remark	Freq	Level	Line	Margin	Level	Factor	Loss	Factor	MHz	dBuV/m	dBuV/m	dB	dBuV	dB/m	dB	dB	1	10580.00	48.03	68.30	-20.27	45.06	39.48	14.29	50.80	---	---	Peak	2	15870.00	46.84	74.00	-27.16	39.41	42.02	17.11	51.70	---	---
Limit	Read	Ant	Cable	Preamp	Apos	TPos	Remark																																																																																										
Freq	Level	Line	Margin	Level	Factor	Loss	Factor																																																																																										
MHz	dBuV/m	dBuV/m	dB	dBuV	dB/m	dB	dB																																																																																										
1	10580.00	48.48	68.30	-19.82	45.51	39.48	14.29	50.80	---	---	Peak																																																																																						
2	15870.00	47.17	74.00	-26.83	39.74	42.02	17.11	51.70	---	---	Peak																																																																																						
Limit	Read	Ant	Cable	Preamp	Apos	TPos	Remark																																																																																										
Freq	Level	Line	Margin	Level	Factor	Loss	Factor																																																																																										
MHz	dBuV/m	dBuV/m	dB	dBuV	dB/m	dB	dB																																																																																										
1	10580.00	48.03	68.30	-20.27	45.06	39.48	14.29	50.80	---	---	Peak																																																																																						
2	15870.00	46.84	74.00	-27.16	39.41	42.02	17.11	51.70	---	---	Peak																																																																																						



Mode	28																																																																																											
	Band Edge - L																																																																																											
	U-NII-2C_5.47-5.725_802.11ac VHT80_CH106_5530MHz																																																																																											
ANT	5																																																																																											
Pol.	Horizontal	Fundamental																																																																																										
Peak	<table border="1"> <thead> <tr> <th>Limit</th> <th>Margin</th> <th>Read</th> <th>Ant</th> <th>Cable</th> <th>Preamp</th> <th>APos</th> <th>TPos</th> <th>Remark</th> </tr> <tr> <th>Freq</th> <th>Level</th> <th>Line</th> <th>(dB)</th> <th>Level</th> <th>Factor</th> <th>Loss</th> <th>Factor</th> <th></th> </tr> <tr> <th>MHz</th> <th>dBuV/m</th> <th>dBuV/m</th> <th>dBuV</th> <th>dB/m</th> <th>dB</th> <th>dB</th> <th>cm</th> <th>deg</th> </tr> </thead> <tbody> <tr> <td>1</td> <td>5454.83</td> <td>62.12</td> <td>74.00</td> <td>-11.88</td> <td>48.37</td> <td>34.81</td> <td>11.10</td> <td>32.16</td> <td>200</td> <td>9</td> <td>PEAK</td> </tr> <tr> <td>2</td> <td>5462.77</td> <td>63.93</td> <td>68.30</td> <td>-4.37</td> <td>50.16</td> <td>34.81</td> <td>11.13</td> <td>32.17</td> <td>200</td> <td>9</td> <td>PEAK</td> </tr> </tbody> </table>	Limit	Margin	Read	Ant	Cable	Preamp	APos	TPos	Remark	Freq	Level	Line	(dB)	Level	Factor	Loss	Factor		MHz	dBuV/m	dBuV/m	dBuV	dB/m	dB	dB	cm	deg	1	5454.83	62.12	74.00	-11.88	48.37	34.81	11.10	32.16	200	9	PEAK	2	5462.77	63.93	68.30	-4.37	50.16	34.81	11.13	32.17	200	9	PEAK	<table border="1"> <thead> <tr> <th>Limit</th> <th>Margin</th> <th>Read</th> <th>Ant</th> <th>Cable</th> <th>Preamp</th> <th>APos</th> <th>TPos</th> <th>Remark</th> </tr> <tr> <th>Freq</th> <th>Level</th> <th>Line</th> <th>(dB)</th> <th>Level</th> <th>Factor</th> <th>Loss</th> <th>Factor</th> <th></th> </tr> <tr> <th>MHz</th> <th>dBuV/m</th> <th>dBuV/m</th> <th>dBuV</th> <th>dB/m</th> <th>dB</th> <th>dB</th> <th>cm</th> <th>deg</th> </tr> </thead> <tbody> <tr> <td>1</td> <td>5530.00</td> <td>97.52</td> <td>-----</td> <td>-----</td> <td>83.57</td> <td>34.82</td> <td>11.35</td> <td>32.22</td> <td>200</td> <td>9</td> <td>PEAK</td> </tr> </tbody> </table>	Limit	Margin	Read	Ant	Cable	Preamp	APos	TPos	Remark	Freq	Level	Line	(dB)	Level	Factor	Loss	Factor		MHz	dBuV/m	dBuV/m	dBuV	dB/m	dB	dB	cm	deg	1	5530.00	97.52	-----	-----	83.57	34.82	11.35	32.22	200	9	PEAK
	Limit	Margin	Read	Ant	Cable	Preamp	APos	TPos	Remark																																																																																			
Freq	Level	Line	(dB)	Level	Factor	Loss	Factor																																																																																					
MHz	dBuV/m	dBuV/m	dBuV	dB/m	dB	dB	cm	deg																																																																																				
1	5454.83	62.12	74.00	-11.88	48.37	34.81	11.10	32.16	200	9	PEAK																																																																																	
2	5462.77	63.93	68.30	-4.37	50.16	34.81	11.13	32.17	200	9	PEAK																																																																																	
Limit	Margin	Read	Ant	Cable	Preamp	APos	TPos	Remark																																																																																				
Freq	Level	Line	(dB)	Level	Factor	Loss	Factor																																																																																					
MHz	dBuV/m	dBuV/m	dBuV	dB/m	dB	dB	cm	deg																																																																																				
1	5530.00	97.52	-----	-----	83.57	34.82	11.35	32.22	200	9	PEAK																																																																																	
Avg	<table border="1"> <thead> <tr> <th>Limit</th> <th>Margin</th> <th>Read</th> <th>Ant</th> <th>Cable</th> <th>Preamp</th> <th>APos</th> <th>TPos</th> <th>Remark</th> </tr> <tr> <th>Freq</th> <th>Level</th> <th>Line</th> <th>(dB)</th> <th>Level</th> <th>Factor</th> <th>Loss</th> <th>Factor</th> <th></th> </tr> <tr> <th>MHz</th> <th>dBuV/m</th> <th>dBuV/m</th> <th>dBuV</th> <th>dB/m</th> <th>dB</th> <th>dB</th> <th>cm</th> <th>deg</th> </tr> </thead> <tbody> <tr> <td>1</td> <td>5460.00</td> <td>48.56</td> <td>54.00</td> <td>-5.44</td> <td>34.80</td> <td>34.81</td> <td>11.12</td> <td>32.17</td> <td>200</td> <td>9</td> <td>AVERAGE</td> </tr> </tbody> </table>	Limit	Margin	Read	Ant	Cable	Preamp	APos	TPos	Remark	Freq	Level	Line	(dB)	Level	Factor	Loss	Factor		MHz	dBuV/m	dBuV/m	dBuV	dB/m	dB	dB	cm	deg	1	5460.00	48.56	54.00	-5.44	34.80	34.81	11.12	32.17	200	9	AVERAGE	<table border="1"> <thead> <tr> <th>Limit</th> <th>Margin</th> <th>Read</th> <th>Ant</th> <th>Cable</th> <th>Preamp</th> <th>APos</th> <th>TPos</th> <th>Remark</th> </tr> <tr> <th>Freq</th> <th>Level</th> <th>Line</th> <th>(dB)</th> <th>Level</th> <th>Factor</th> <th>Loss</th> <th>Factor</th> <th></th> </tr> <tr> <th>MHz</th> <th>dBuV/m</th> <th>dBuV/m</th> <th>dBuV</th> <th>dB/m</th> <th>dB</th> <th>dB</th> <th>cm</th> <th>deg</th> </tr> </thead> <tbody> <tr> <td>1</td> <td>5530.00</td> <td>90.46</td> <td>-----</td> <td>-----</td> <td>76.45</td> <td>34.84</td> <td>11.40</td> <td>32.23</td> <td>200</td> <td>9</td> <td>AVERAGE</td> </tr> </tbody> </table>	Limit	Margin	Read	Ant	Cable	Preamp	APos	TPos	Remark	Freq	Level	Line	(dB)	Level	Factor	Loss	Factor		MHz	dBuV/m	dBuV/m	dBuV	dB/m	dB	dB	cm	deg	1	5530.00	90.46	-----	-----	76.45	34.84	11.40	32.23	200	9	AVERAGE												
Limit	Margin	Read	Ant	Cable	Preamp	APos	TPos	Remark																																																																																				
Freq	Level	Line	(dB)	Level	Factor	Loss	Factor																																																																																					
MHz	dBuV/m	dBuV/m	dBuV	dB/m	dB	dB	cm	deg																																																																																				
1	5460.00	48.56	54.00	-5.44	34.80	34.81	11.12	32.17	200	9	AVERAGE																																																																																	
Limit	Margin	Read	Ant	Cable	Preamp	APos	TPos	Remark																																																																																				
Freq	Level	Line	(dB)	Level	Factor	Loss	Factor																																																																																					
MHz	dBuV/m	dBuV/m	dBuV	dB/m	dB	dB	cm	deg																																																																																				
1	5530.00	90.46	-----	-----	76.45	34.84	11.40	32.23	200	9	AVERAGE																																																																																	



Mode	28																																					
	Band Edge - R																																					
	U-NII-2C_5.47-5.725_802.11ac VHT80_CH106_5530MHz																																					
ANT	5																																					
Pol.	Horizontal	Fundamental																																				
Peak	<p>Date: 2024-09-22</p> <table border="1"> <thead> <tr> <th>Limit</th> <th>Margin</th> <th>Read</th> <th>Ant</th> <th>Cable</th> <th>Preamp</th> <th>APos</th> <th>TPos</th> <th>Remark</th> </tr> <tr> <th>Freq</th> <th>Level</th> <th>Line</th> <th>Level</th> <th>Factor</th> <th>Loss Factor</th> <th></th> <th></th> <th></th> </tr> <tr> <th>MHz</th> <th>dBuV/m</th> <th>dBuV/m</th> <th>dBuV</th> <th>dB/m</th> <th>dB</th> <th>dB</th> <th>cm</th> <th>deg</th> </tr> </thead> <tbody> <tr> <td>1 5749.37</td> <td>53.16</td> <td>68.30</td> <td>-15.14</td> <td>38.77</td> <td>35.15</td> <td>11.64</td> <td>32.40</td> <td>200 9 PEAK</td> </tr> </tbody> </table>	Limit	Margin	Read	Ant	Cable	Preamp	APos	TPos	Remark	Freq	Level	Line	Level	Factor	Loss Factor				MHz	dBuV/m	dBuV/m	dBuV	dB/m	dB	dB	cm	deg	1 5749.37	53.16	68.30	-15.14	38.77	35.15	11.64	32.40	200 9 PEAK	Blank
Limit	Margin	Read	Ant	Cable	Preamp	APos	TPos	Remark																														
Freq	Level	Line	Level	Factor	Loss Factor																																	
MHz	dBuV/m	dBuV/m	dBuV	dB/m	dB	dB	cm	deg																														
1 5749.37	53.16	68.30	-15.14	38.77	35.15	11.64	32.40	200 9 PEAK																														