



FCC RF Test Report

APPLICANT : Motorola Mobility LLC
EQUIPMENT : Mobile Cellular Phone
BRAND NAME : Motorola
MODEL NAME : XT2523-2, XT2523-8
FCC ID : IHDT56AT3
STANDARD : FCC Part 15 Subpart C §15.247
CLASSIFICATION : (DTS) Digital Transmission System
TEST DATE(S) : Sep. 12, 2024 ~ Sep. 27, 2024

We, Sporton International Inc. (Shenzhen), would like to declare that the tested sample has been evaluated in accordance with the test procedures and has been in compliance with the applicable technical standards.

The test results in this report apply exclusively to the tested model / sample. Without written approval of Sporton International Inc. (Shenzhen), the test report shall not be reproduced except in full.

Jason Jia



Approved by: Jason Jia

Sporton International Inc. (ShenZhen)

1/F, 2/F, Bldg 5, Shiling Industrial Zone, Xinwei Village, Xili, Nanshan, Shenzhen, 518055

People's Republic of China



TABLE OF CONTENTS

REVISION HISTORY..... 3

SUMMARY OF TEST RESULT 4

1 GENERAL DESCRIPTION 5

 1.1 Applicant 5

 1.2 Manufacturer 5

 1.3 Product Feature of Equipment Under Test..... 5

 1.4 Product Specification of Equipment Under Test..... 6

 1.5 Modification of EUT 6

 1.6 Testing Location 6

 1.7 Test Software..... 7

 1.8 Applicable Standards..... 7

 1.9 Specification of Accessory..... 8

2 TEST CONFIGURATION OF EQUIPMENT UNDER TEST 9

 2.1 Carrier Frequency and Channel 9

 2.2 Test Mode 10

 2.3 Connection Diagram of Test System 11

 2.4 Support Unit used in test configuration and system 12

 2.5 EUT Operation Test Setup 12

 2.6 Measurement Results Explanation Example..... 12

3 TEST RESULT 13

 3.1 6dB and 99% Bandwidth Measurement 13

 3.2 Output Power Measurement..... 15

 3.3 Power Spectral Density Measurement 16

 3.4 Conducted Band Edges and Spurious Emission Measurement 18

 3.5 Radiated Band Edges and Spurious Emission Measurement 31

 3.6 AC Conducted Emission Measurement..... 35

 3.7 Antenna Requirements 37

4 LIST OF MEASURING EQUIPMENT 38

5 MEASUREMENT UNCERTAINTY 39

APPENDIX A. CONDUCTED TEST RESULTS

APPENDIX B. AC CONDUCTED EMISSION TEST RESULT

APPENDIX C. RADIATED SPURIOUS EMISSION

APPENDIX D. DUTY CYCLE PLOTS

APPENDIX E. SETUP PHOTOGRAPHS



SUMMARY OF TEST RESULT

Report Section	FCC Rule	Description	Limit	Result	Remark
3.1	15.247(a)(2)	6dB Bandwidth	≥ 0.5MHz	Pass	-
3.1	-	99% Bandwidth	-	Report Only	-
3.2	15.247(b)	Power Output Measurement	≤ 30dBm	Pass	-
3.3	15.247(e)	Power Spectral Density	≤ 8dBm/3kHz	Pass	-
3.4	15.247(d)	Conducted Band Edges	≤ 20dBc	Pass	-
		Conducted Spurious Emission		Pass	-
3.5	15.247(d)	Radiated Band Edges and Radiated Spurious Emission	15.209(a) & 15.247(d)	Pass	Under limit 3.10 dB at 2483.51 MHz
3.6	15.207	AC Conducted Emission	15.207(a)	Pass	Under limit 12.91 dB at 0.54 MHz
3.7	15.203 & 15.247(b)	Antenna Requirement	15.203 & 15.247(b)	Pass	-

Conformity Assessment Condition:

- The test results (PASS/FAIL) with all measurement uncertainty excluded are presented against the regulation limits or in accordance with the requirements stipulated by the applicant/manufacturer who shall bear all the risks of non-compliance that may potentially occur if measurement uncertainty is taken into account.
- The measurement uncertainty please refer to each test result in the section "Measurement Uncertainty"

Disclaimer:

The product specifications of the EUT presented in the test report that may affect the test assessments are declared by the manufacturer who shall take full responsibility for the authenticity.



1 General Description

1.1 Applicant

Motorola Mobility LLC
222 W, Merchandise Mart Plaza, Chicago IL 60654, USA

1.2 Manufacturer

Motorola Mobility LLC
222 W, Merchandise Mart Plaza, Chicago IL 60654, USA

1.3 Product Feature of Equipment Under Test

Product Feature	
Equipment	Mobile Cellular Phone
Brand Name	Motorola
Model Name	XT2523-2, XT2523-8
FCC ID	IHDT56AT3
IMEI Code	Conducted: 351368280029931/351368280029946 for Sample 1 Conduction: 351368280023470/351368280023488 for Sample 1 Radiation: 351368280023991/351368280024007 for Sample 1 351368280034295/351368280034303 for Sample 2 351368280037959/351368280037967 for Sample 3
HW Version	DVT2
SW Version	VVTA35.44, UUTB34.23
EUT Stage	Identical Prototype

Remark:

1. The above EUT's information was declared by manufacturer. Please refer to the specifications or user's manual for more detailed description.
2. There are three types of EUT for each model name(XT2523-2, XT2523-8), the differences could be referred to the XT2523-2, XT2523-8_Operational Description of Product Equality Declaration which is exhibit separately. According to the difference, we choose sample 1 of XT2523-2 to full test and the sample 2/3 is verified for the difference. The test results of XT2523-8 are referred to the model name XT2523-2.



1.4 Product Specification of Equipment Under Test

Standards-related Product Specification	
Tx/Rx Channel Frequency Range	2412 MHz ~ 2462 MHz
Maximum (Peak) Output Power to antenna	802.11b : 17.50 dBm (0.0562 W) 802.11g : 24.35 dBm (0.2723 W) 802.11n HT20 : 24.66 dBm (0.2924 W) 802.11n HT40 : 24.68 dBm (0.2938 W)
99% Occupied Bandwidth	802.11b : 13.26MHz 802.11g : 17.24MHz 802.11n HT20 : 18.15MHz 802.11n HT40 : 36.97MHz
Antenna Type / Gain	PIFA Antenna type with gain -4.5 dBi
Type of Modulation	802.11b : DSSS (DBPSK / DQPSK / CCK) 802.11g/n : OFDM (BPSK / QPSK / 16QAM / 64QAM)

1.5 Modification of EUT

No modifications are made to the EUT during all test items.

1.6 Testing Location

Sporton International Inc. (ShenZhen) is accredited to ISO/IEC 17025:2017 by American Association for Laboratory Accreditation with Certificate Number 5145.01.

Test Firm	Sporton International Inc. (ShenZhen)		
Test Site Location	1/F, 2/F, Bldg 5, Shiling Industrial Zone, Xinwei Village, Xili, Nanshan, Shenzhen, 518055 People’s Republic of China TEL: +86-755-86379589 FAX: +86-755-86379595		
Test Site No.	Sporton Site No.	FCC Designation No.	FCC Test Firm Registration No.
	CO01-SZ TH01-SZ	CN1256	421272

Test Firm	Sporton International Inc. (ShenZhen)		
Test Site Location	101, 1st Floor, Block B, Building 1, No. 2, Tengfeng 4th Road, Fenghuang Community, Fuyong Street, Baoan District, Shenzhen City, Guangdong Province 518103 People’s Republic of China TEL: +86-755-86066985		
Test Site No.	Sporton Site No.	FCC Designation No.	FCC Test Firm Registration No.
	03CH01-SZ	CN1256	421272



1.7 Test Software

Item	Site	Manufacturer	Name	Version
1.	03CH01-SZ	AUDIX	E3	6.2009-8-24
2.	CO01-SZ	AUDIX	E3	6.120613b

1.8 Applicable Standards

According to the specifications of the manufacturer, the EUT must comply with the requirements of the following standards:

- ♦ 47 CFR Part 15 Subpart C §15.247
- ♦ FCC KDB 558074 D01 15.247 Meas Guidance v05r02
- ♦ ANSI C63.10-2013

Remark:

1. All test items were verified and recorded according to the standards and without any deviation during the test.
2. This EUT has also been tested and complied with the requirements of FCC Part 15, Subpart B, recorded in a separate test report.



1.9 Specification of Accessory

Accessories Information				
AC Adapter 1(US)	Brand Name	Motorola(AOHAI)	Model Name	MC-101
AC Adapter 1(EU)	Brand Name	Motorola(AOHAI)	Model Name	MC-102
AC Adapter 1(UK)	Brand Name	Motorola(AOHAI)	Model Name	MC-103
AC Adapter 1(IN)	Brand Name	Motorola(AOHAI)	Model Name	MC-104
AC Adapter 1(AU)	Brand Name	Motorola(AOHAI)	Model Name	MC-105
AC Adapter 1(AR)	Brand Name	Motorola(AOHAI)	Model Name	MC-106
AC Adapter 2(US)	Brand Name	Motorola(CHENYANG)	Model Name	MC-101
AC Adapter 2(EU)	Brand Name	Motorola(CHENYANG)	Model Name	MC-102
AC Adapter 2(UK)	Brand Name	Motorola(CHENYANG)	Model Name	MC-103
AC Adapter 2(AU)	Brand Name	Motorola(CHENYANG)	Model Name	MC-105
AC Adapter 2(AR)	Brand Name	Motorola(CHENYANG)	Model Name	MC-106
AC Adapter 2(BR)	Brand Name	Motorola(CHENYANG)	Model Name	MC-107
AC Adapter 2(PRC)	Brand Name	Motorola(CHENYANG)	Model Name	MC-108
AC Adapter 3(CHILE)	Brand Name	Motorola(SALCOMP)	Model Name	MC-109
Battery 1	Brand Name	Motorola(ATL)	Model Name	RL52
Battery 2	Brand Name	Motorola(Jiade)	Model Name	RL52
Battery 3	Brand Name	Motorola(Sunwoda)	Model Name	RL52
USB Cable 1	Brand Name	Motorola(Yihuaxing)	Model Name	T365-020 T365-020-01 T365-020-02
USB Cable 2	Brand Name	Motorola(WASHIN)	Model Name	HX-TL-01 HX-TL-08 HX-TL-07
USB Cable 3	Brand Name	Motorola(Juwei)	Model Name	JWUB1614-T03H JWUB1705-T03H JWUB1856-T03H
USB Cable 4	Brand Name	Motorola(I-SHENG)	Model Name	SC18D38574



2 Test Configuration of Equipment Under Test

- a. The EUT has been associated with peripherals and configuration operated in a manner tended to maximize its emission characteristics in a typical application. Frequency range investigated: conduction emission (150 kHz to 30 MHz), radiation emission (9 kHz to the 10th harmonic of the highest fundamental frequency or to 40 GHz, whichever is lower). For radiated measurement, pre-scanned in three orthogonal panels, X, Y, Z. The worst cases (Y/Z plane) were recorded in this report.
- b. AC power line Conducted Emission was tested under maximum output power.

2.1 Carrier Frequency and Channel

Frequency Band	Channel	Freq. (MHz)	Channel	Freq. (MHz)
2400-2483.5 MHz	1	2412	7	2442
	2	2417	8	2447
	3	2422	9	2452
	4	2427	10	2457
	5	2432	11	2462
	6	2437	-	-



2.2 Test Mode

Final test modes are considering the modulation and worse data rates as below table.

SISO Antenna

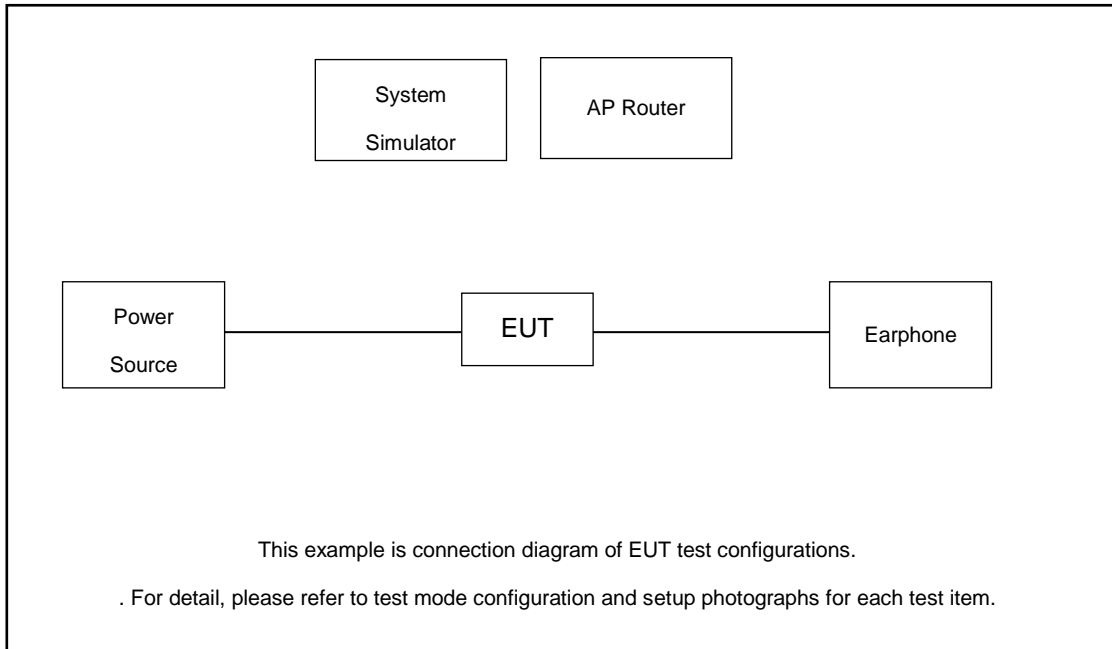
Modulation	Data Rate
802.11b	1 Mbps
802.11g	6 Mbps
802.11n HT20	MCS0
802.11n HT40	MCS0

Test Cases	
AC Conducted Emission	Mode 1 :GSM850 Idle + WLAN Link(2.4G) + Adapter 1 + USB Cable1 + Battery 1 + Earphone1
Remark: For Radiated Test Cases, the tests were performance with Adapter1, Earphone1 and USB Cable1.	

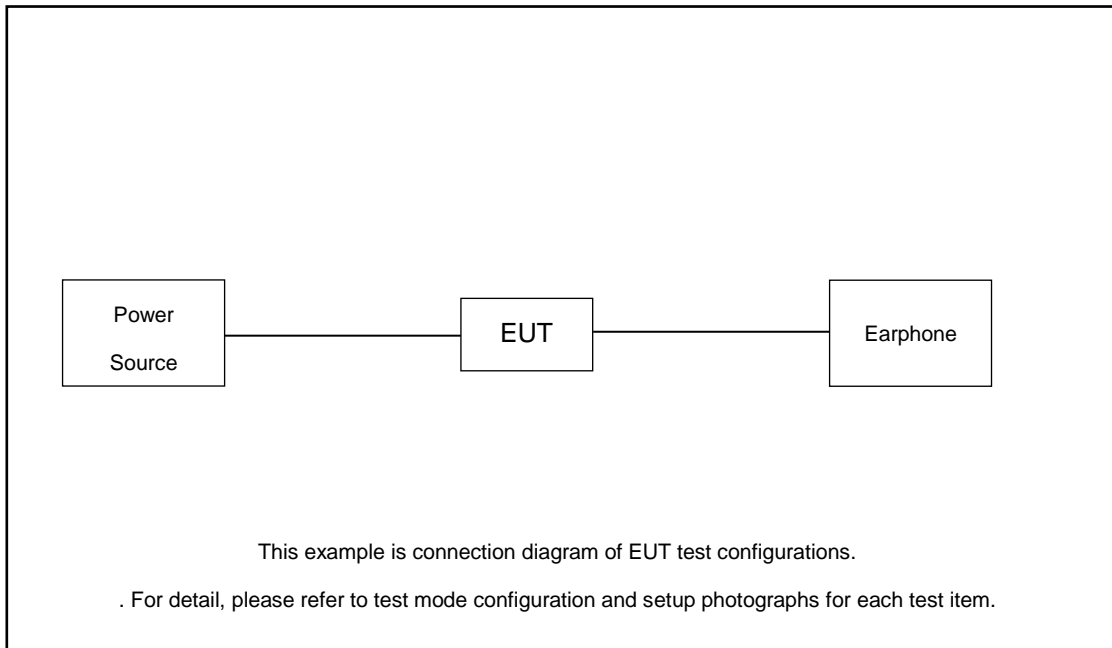
RSE Co-location
802.11g CH11 2462_TX + LTE Band 13 link

2.3 Connection Diagram of Test System

AC Conducted Emission:



Radiated Emission:





2.4 Support Unit used in test configuration and system

Item	Equipment	Trade Name	Model Name	FCC ID	Data Cable	Power Cord
1.	Base Station(LTE)	Anritsu	MT8820C	N/A	N/A	Unshielded, 1.8m
2.	WLAN AP	Dlink	DIR-820L	KA2IR820LA1	N/A	Unshielded, 1.8m
3.	Earphone	NA	NA	NA	NA	NA

2.5 EUT Operation Test Setup

For WLAN RF test items, an engineering test program was provided and enabled to make EUT continuous transmit.

For AC power line conducted emissions, the EUT was set to connect with the WLAN AP under large package sizes transmission.

2.6 Measurement Results Explanation Example

For all conducted test items:

The offset level is set in the spectrum analyzer to compensate the RF cable loss and attenuator factor between EUT conducted output port and spectrum analyzer. With the offset compensation, the spectrum analyzer reading level is exactly the EUT RF output level.

Example:

The spectrum analyzer offset is derived from RF cable loss and attenuator factor.

$$\text{Offset} = \text{RF cable loss} + \text{attenuator factor}.$$

Following shows an offset computation example with cable loss 1.30 dB and 10dB attenuator.

$$\begin{aligned} \text{Offset(dB)} &= \text{RF cable loss(dB)} + \text{attenuator factor(dB)}. \\ &= 1.30 + 10 = 11.30 \text{ (dB)} \end{aligned}$$

3 Test Result

3.1 6dB and 99% Bandwidth Measurement

3.1.1 Limit of 6dB and 99% Bandwidth

The minimum 6 dB bandwidth shall be at least 500 kHz.

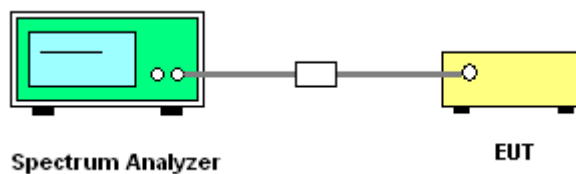
3.1.2 Measuring Instruments

The measuring equipment is listed in the section 4 of this test report.

3.1.3 Test Procedures

1. The testing follows ANSI C63.10-2013 clause 11.8
2. The RF output of EUT was connected to the spectrum analyzer by RF cable and attenuator. The path loss was compensated to the results for each measurement.
3. Set to the maximum power setting and enable the EUT transmit continuously.
4. Make the measurement with the spectrum analyzer's resolution bandwidth (RBW) = 100 kHz. Set the Video bandwidth (VBW) $\geq 3 \times$ RBW. In order to make an accurate measurement. The 6 dB bandwidth must be greater than 500 kHz.
5. For 99% Bandwidth Measurement, the spectrum analyzer's resolution bandwidth (RBW) = 1%~5% of OBW and set the Video bandwidth (VBW) approximately three times the RBW.
6. Measure and record the results in the test report.

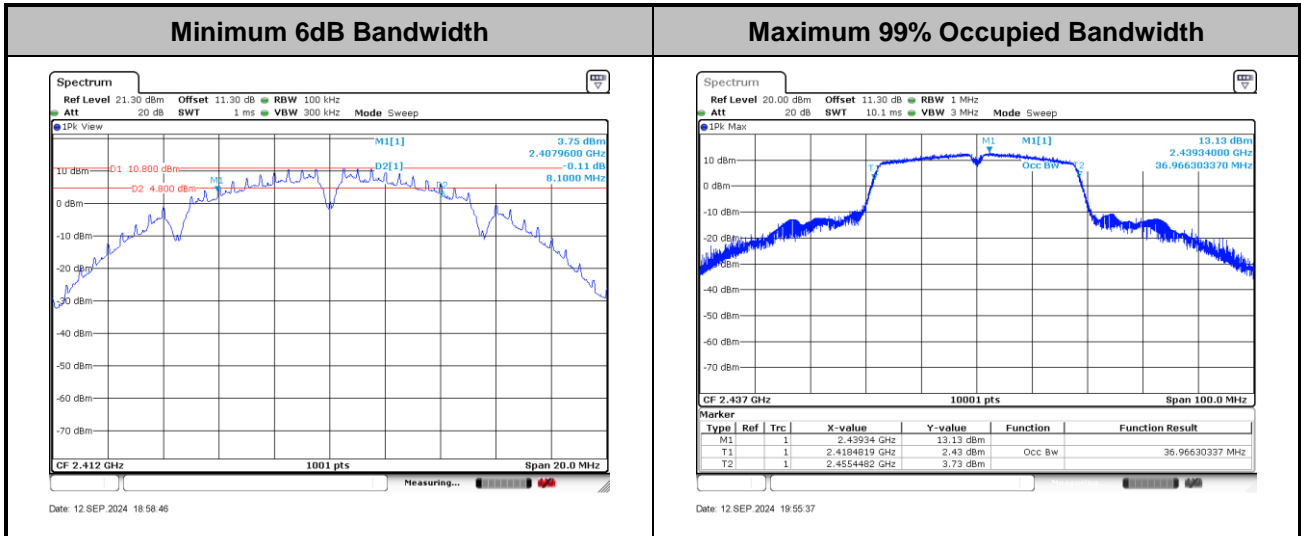
3.1.4 Test Setup





3.1.5 Test Result of 6dB and 99% Occupied Bandwidth

Please refer to Appendix A.



Note : The occupied channel bandwidth is maintained within the band of operation for all of the modulations.

3.2 Output Power Measurement

3.2.1 Limit of Output Power

For systems using digital modulation in the 2400-2483.5MHz, the limit for peak output power is 30dBm. If transmitting antenna with directional gain greater than 6dBi is used, the peak output power from the intentional radiator shall be reduced below the above stated value by the amount in dB that the directional gain of the antenna exceeds 6 dBi. In case of point-to-point operation, the limit has to be reduced by 1dB for every 3dB that the directional gain of the antenna exceeds 6dBi.

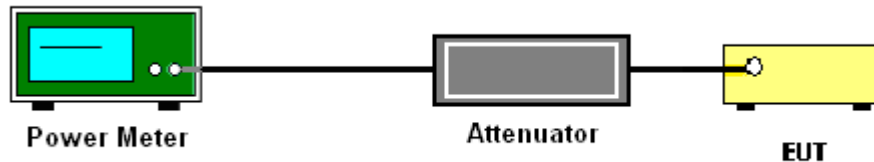
3.2.2 Measuring Instruments

The measuring equipment is listed in the section 4 of this test report.

3.2.3 Test Procedures

1. The testing follows the Measurement Procedure of ANSI C63.10-2013 clause 11.9.1.3 PKPM1 Peak power meter or ANSI C63.10-2013 clause 11.9.2.3.1 Method AVGPM method.
2. The RF output of EUT was connected to the power meter by RF cable and attenuator. The path loss was compensated to the results for each measurement.
3. Set to the maximum power setting and enable the EUT transmit continuously.
4. Measure the conducted output power and record the results in the test report.

3.2.4 Test Setup



3.2.5 Test Result of Peak Output Power

Please refer to Appendix A.

3.2.6 Test Result of Average Output Power (Reporting Only)

Please refer to Appendix A.

3.3 Power Spectral Density Measurement

3.3.1 Limit of Power Spectral Density

The peak power spectral density shall not be greater than 8dBm in any 3kHz band at any time interval of continuous transmission.

3.3.2 Measuring Instruments

The measuring equipment is listed in the section 4 of this test report.

3.3.3 Test Procedures

1. The testing follows Measurement Procedure of ANSI C63.10-2013 clause 11.10.2 Method PKPSD.
2. The RF output of EUT was connected to the spectrum analyzer by RF cable and attenuator. The path loss was compensated to the results for each measurement.
3. Set to the maximum power setting and enable the EUT transmit continuously.
4. Make the measurement with the spectrum analyzer's resolution bandwidth (RBW) = 3 kHz. Video bandwidth VBW = 10 kHz In order to make an accurate measurement, set the span to 1.5 times DTS Channel Bandwidth. (6dB BW)
5. Detector = peak, Sweep time = auto couple, Trace mode = max hold, Allow trace to fully stabilize. Use the peak marker function to determine the maximum power level.
6. Measure and record the results in the test report.

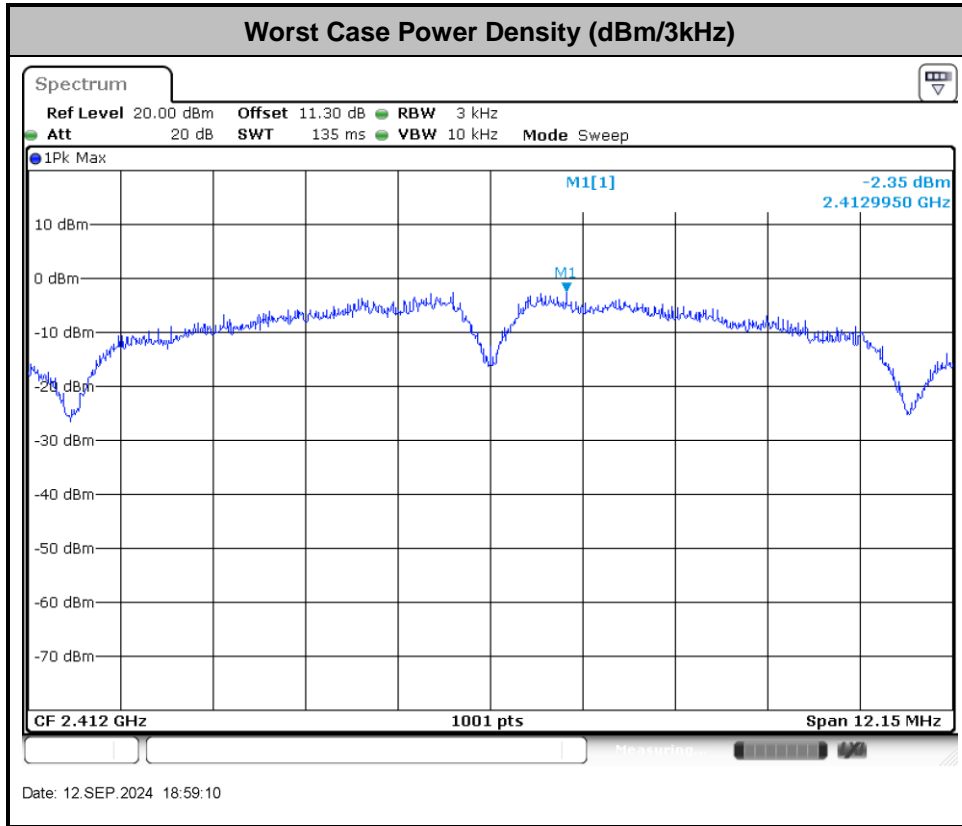
3.3.4 Test Setup





3.3.5 Test Result of Power Spectral Density

Please refer to Appendix A.



3.4 Conducted Band Edges and Spurious Emission Measurement

3.4.1 Limit of Conducted Band Edges and Spurious Emission Measurement

In any 100 kHz bandwidth outside of the authorized frequency band, the emissions which fall in the non-restricted bands shall be attenuated at least 20 dB / 30dB relative to the maximum PSD level in 100 kHz by RF conducted measurement.

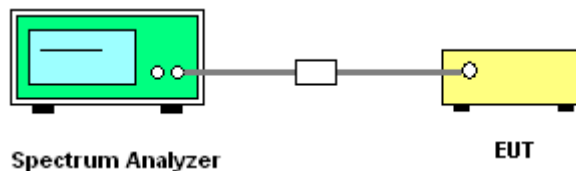
3.4.2 Measuring Instruments

The measuring equipment is listed in the section 4 of this test report.

3.4.3 Test Procedures

1. The testing follows ANSI C63.10-2013 clause 11.11
2. The RF output of EUT was connected to the spectrum analyzer by RF cable and attenuator. The path loss was compensated to the results for each measurement.
3. Set to the maximum power setting and enable the EUT transmit continuously.
4. Set RBW = 100 kHz, VBW=300 kHz, Peak Detector. Unwanted Emissions measured in any 100 kHz bandwidth outside of the authorized frequency band shall be attenuated by at least 20 dB relative to the maximum in-band peak PSD level in 100 kHz when maximum peak conducted output power procedure is used. If the transmitter complies with the conducted power limits based on the use of RMS averaging over a time interval, the attenuation required under this paragraph shall be 30 dB instead of 20 dB per 15.247(d).
5. Measure and record the results in the test report.
6. The RF fundamental frequency should be excluded against the limit line in the operating frequency band.

3.4.4 Test Setup

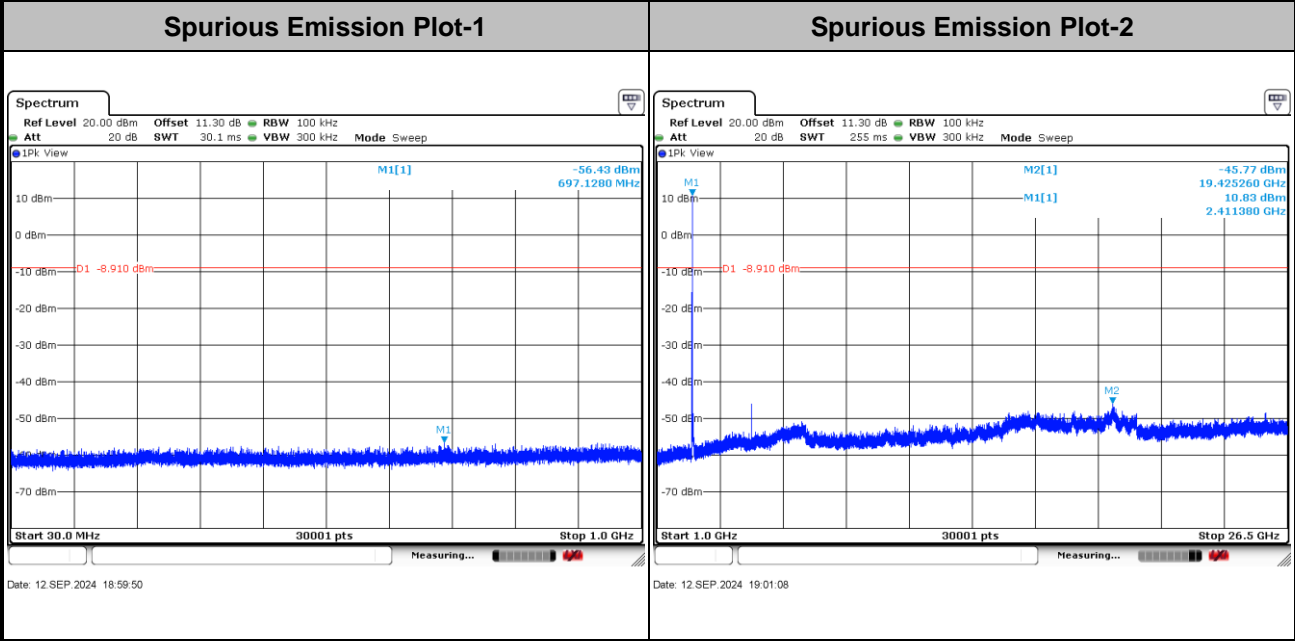
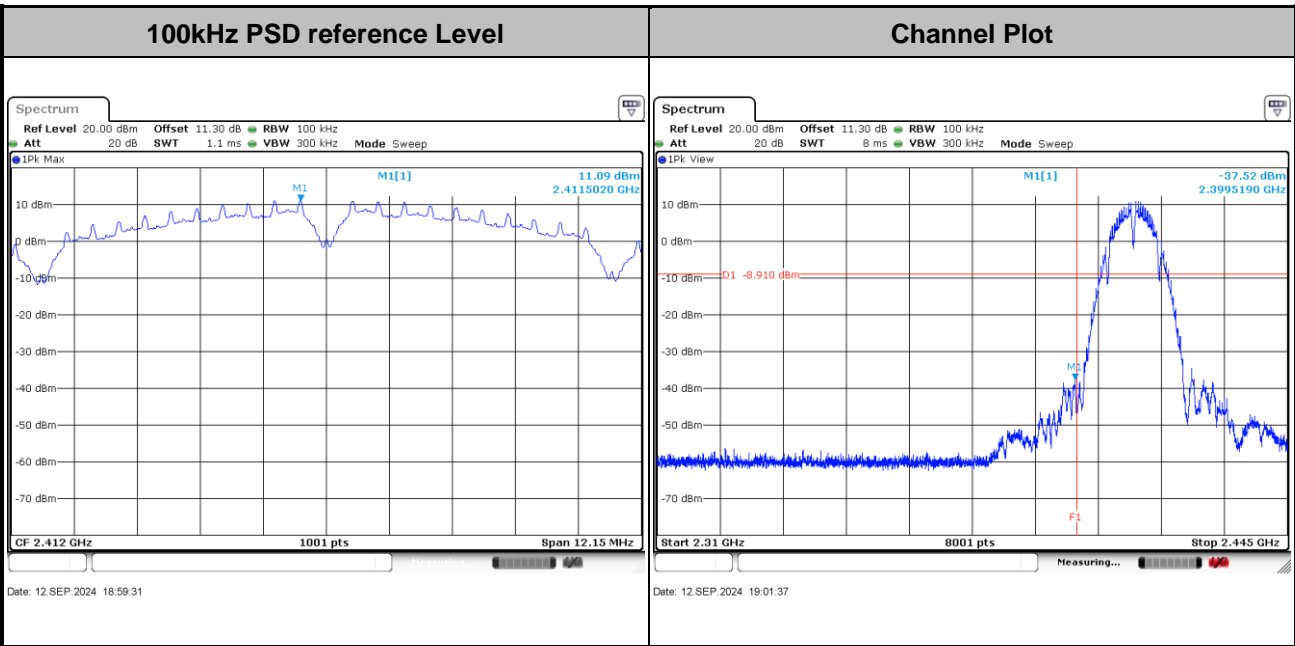




3.4.5 Test Result of Conducted Band Edges and Spurious Emission

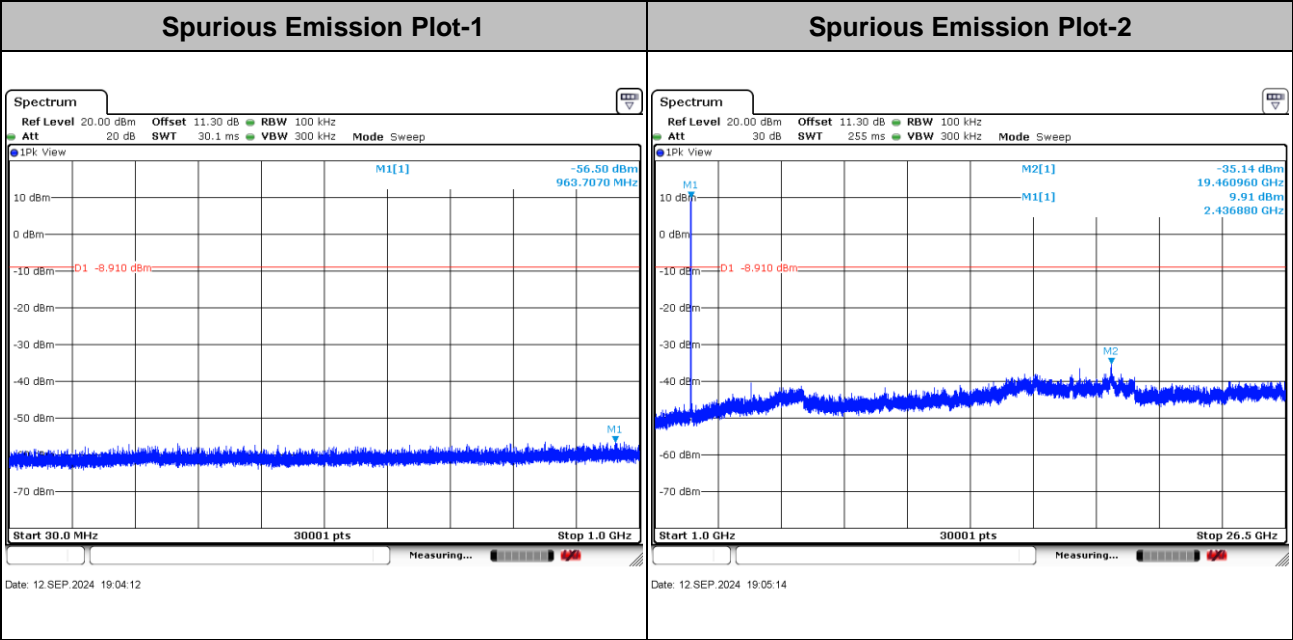
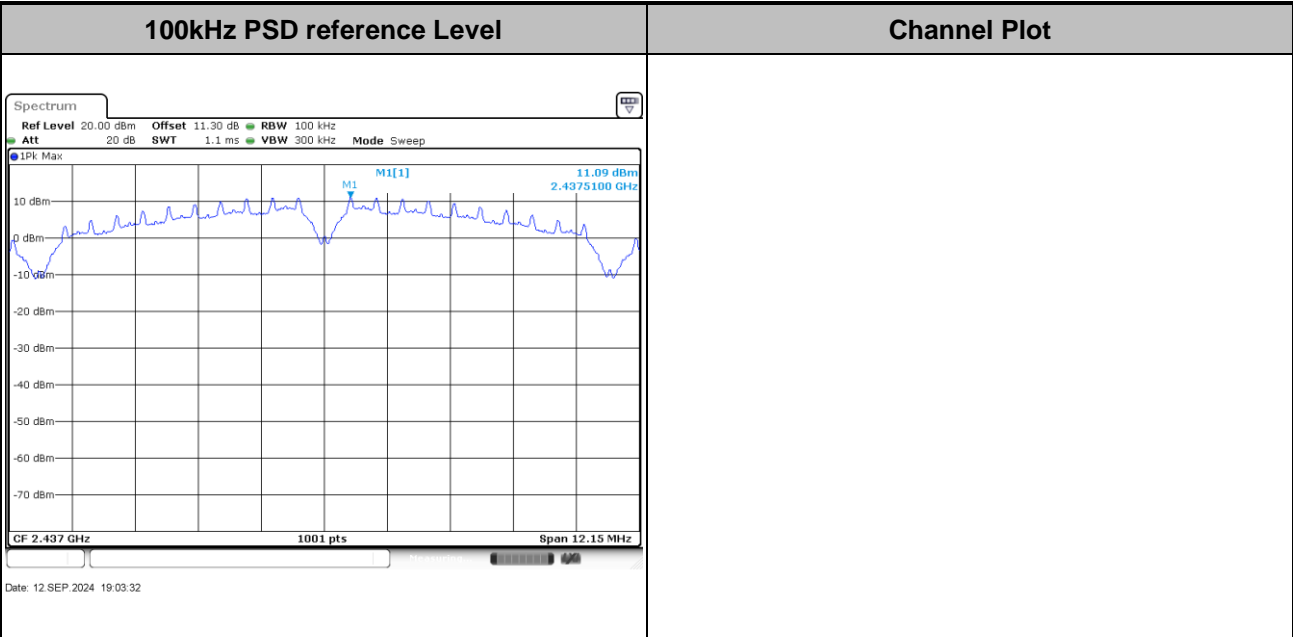
Test Engineer : He Qingsheng	Temperature :	24~26°C
	Relative Humidity :	50~53%

Test Mode :	802.11b	Test Channel :	01
-------------	---------	----------------	----



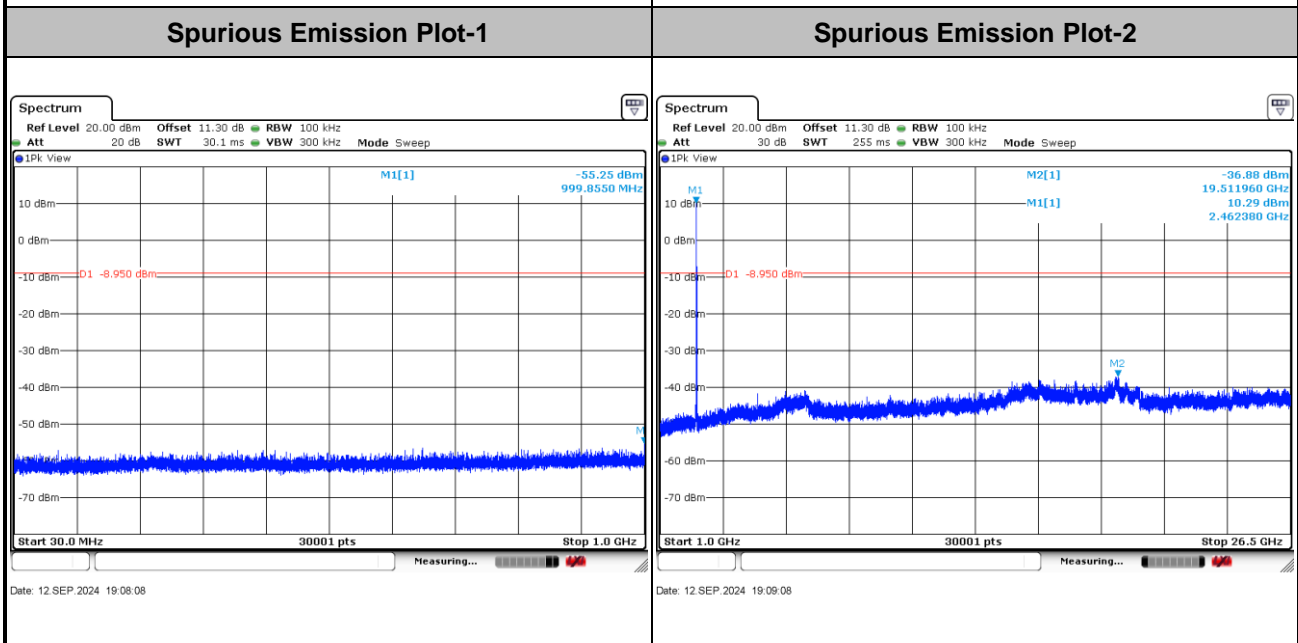
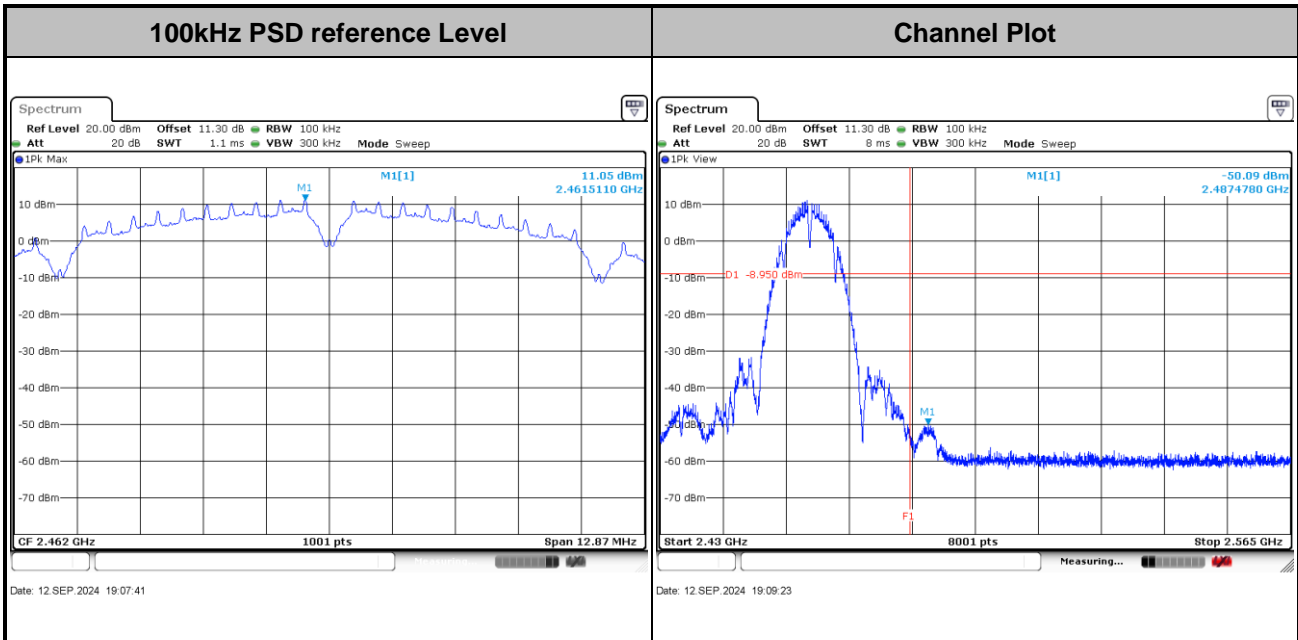


Test Mode :	802.11b	Test Channel :	06
-------------	---------	----------------	----



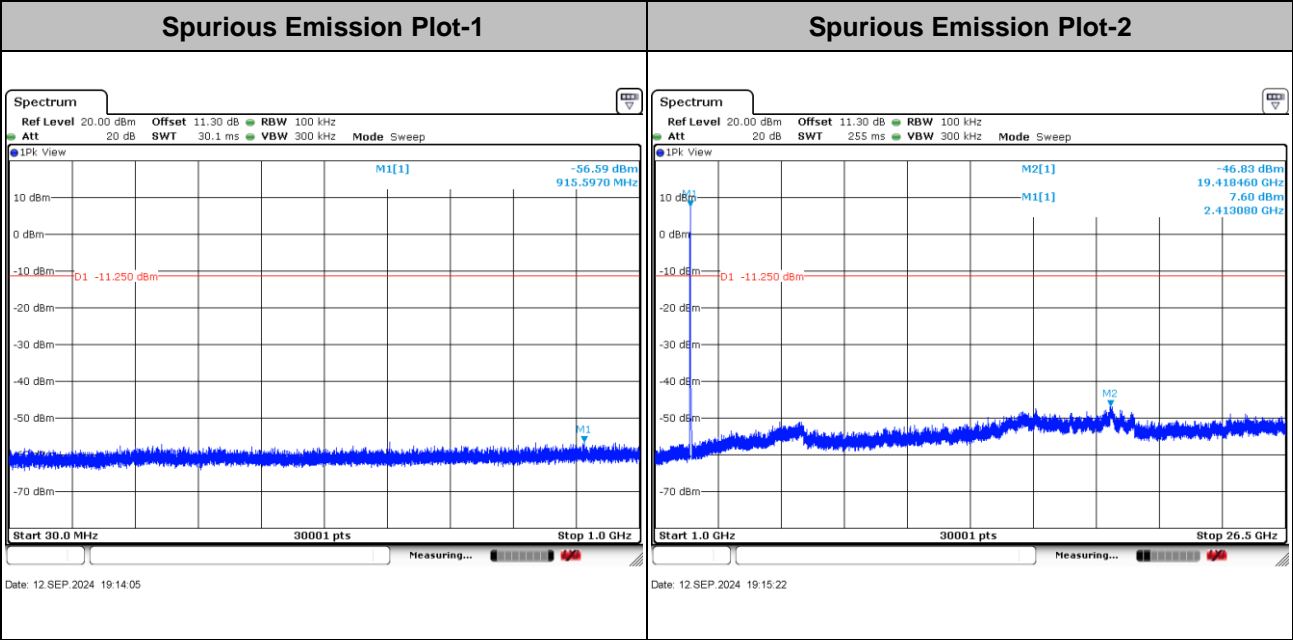
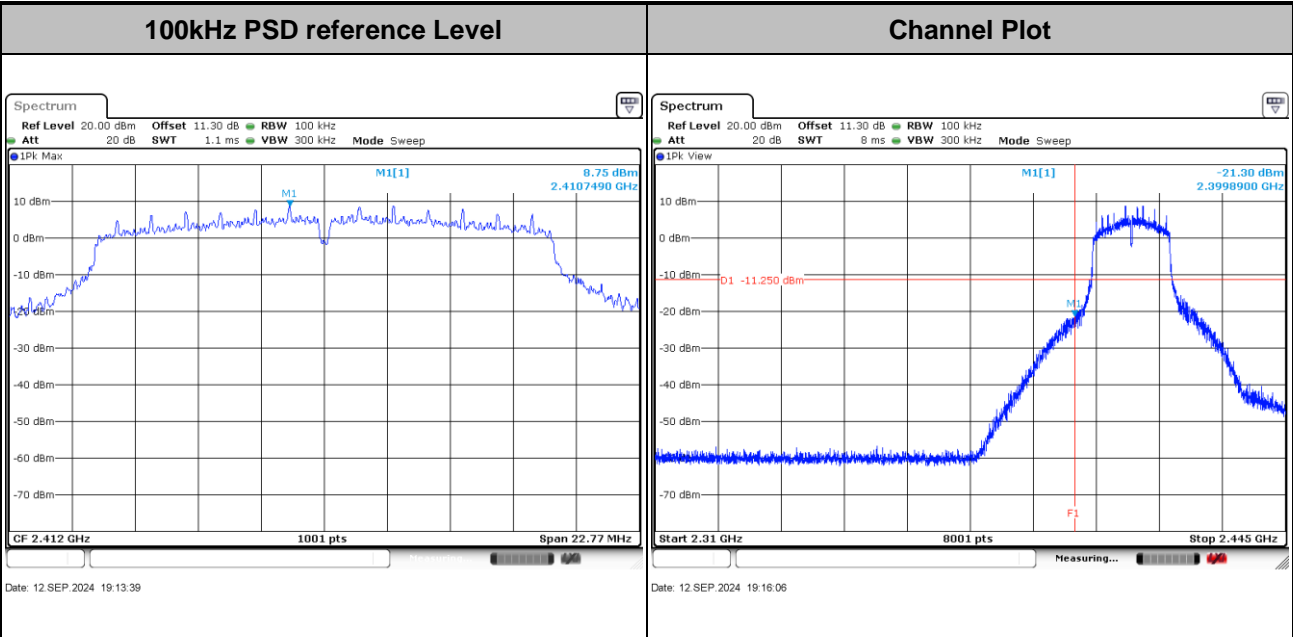


Test Mode :	802.11b	Test Channel :	11
-------------	---------	----------------	----



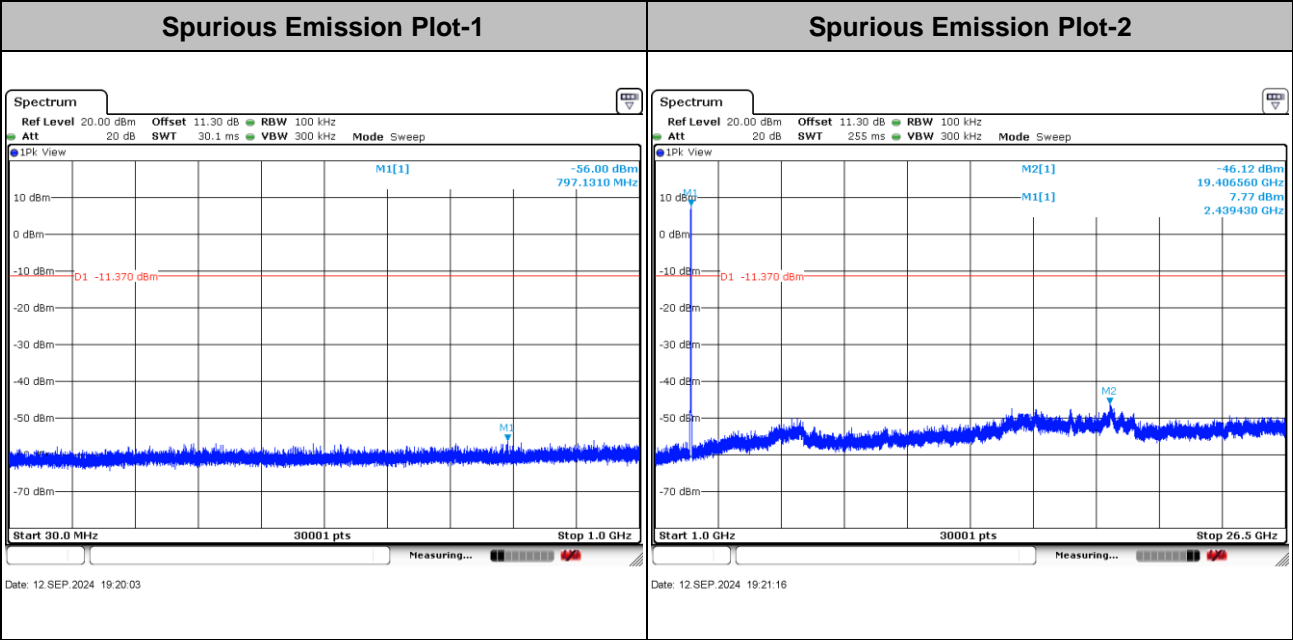
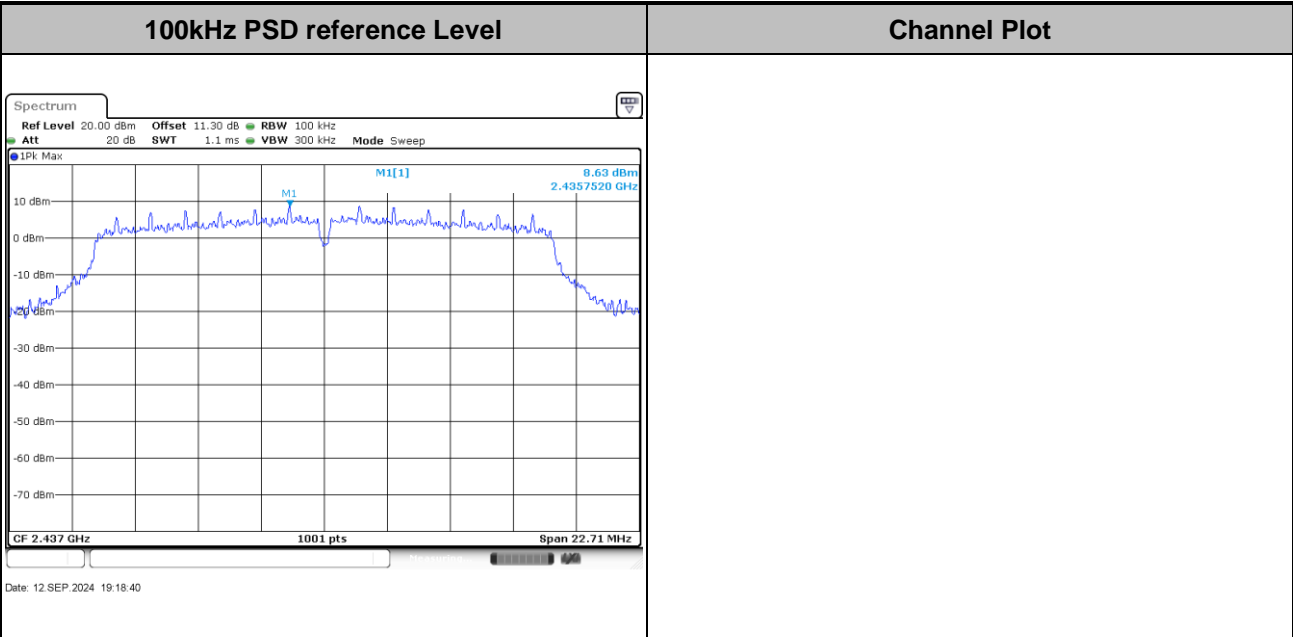


Test Mode :	802.11g	Test Channel :	01
-------------	---------	----------------	----



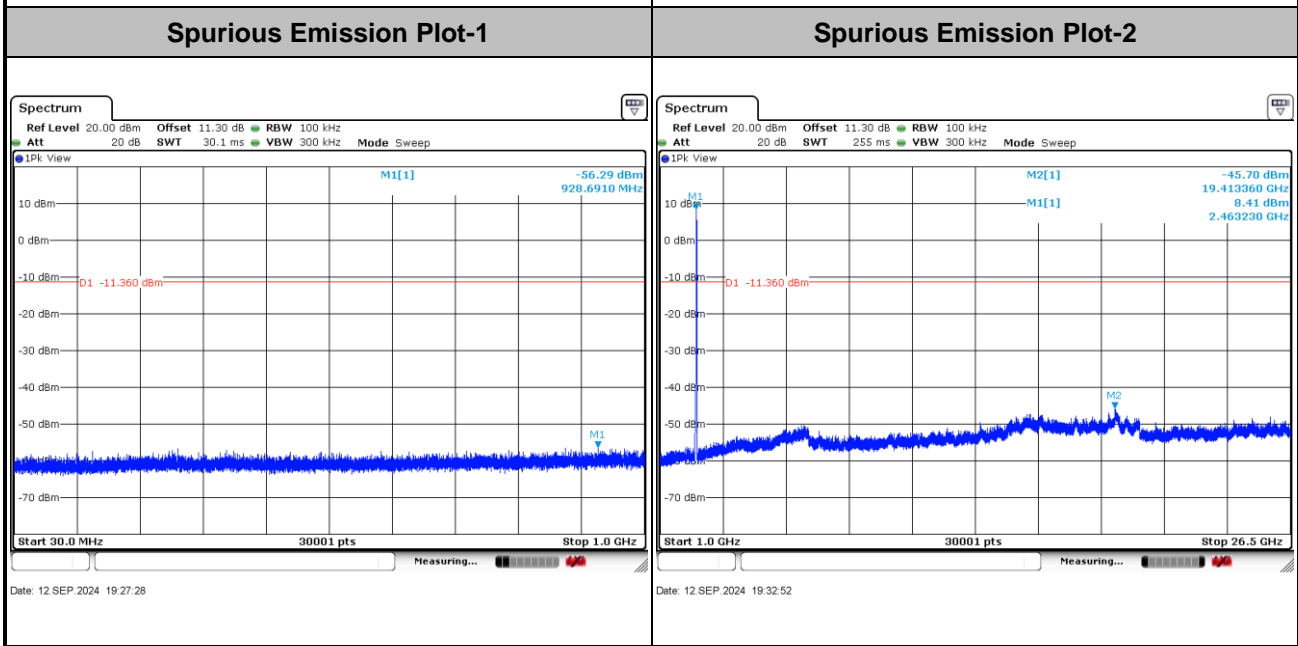
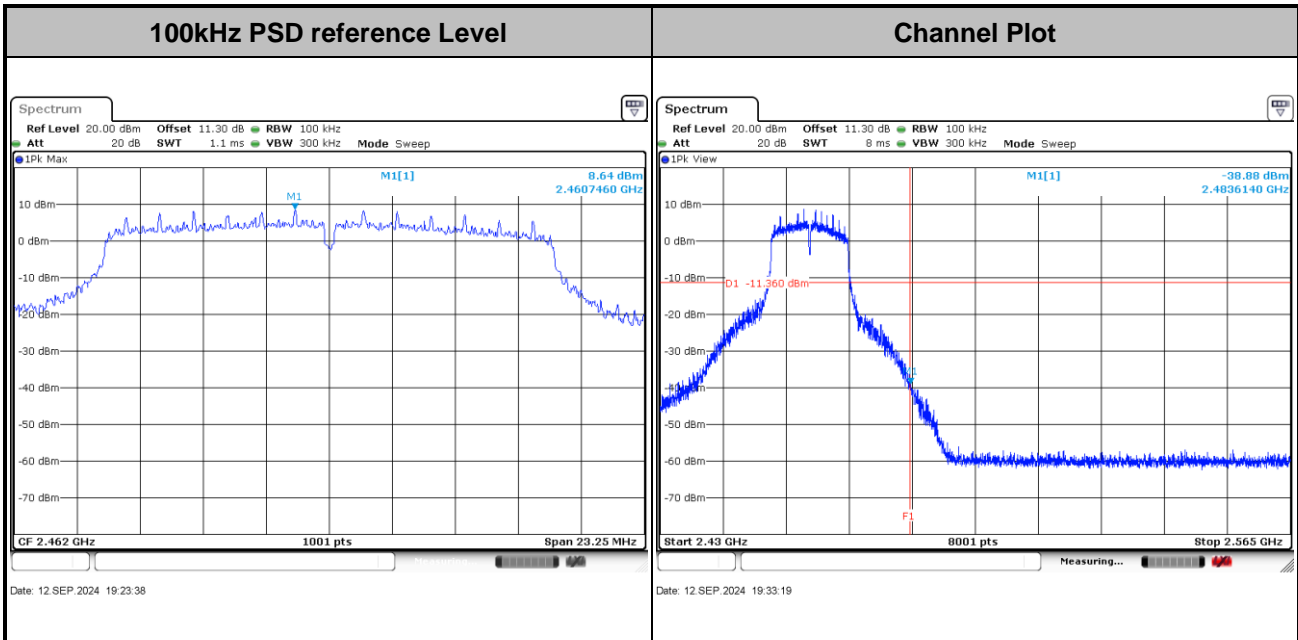


Test Mode :	802.11g	Test Channel :	06
-------------	---------	----------------	----





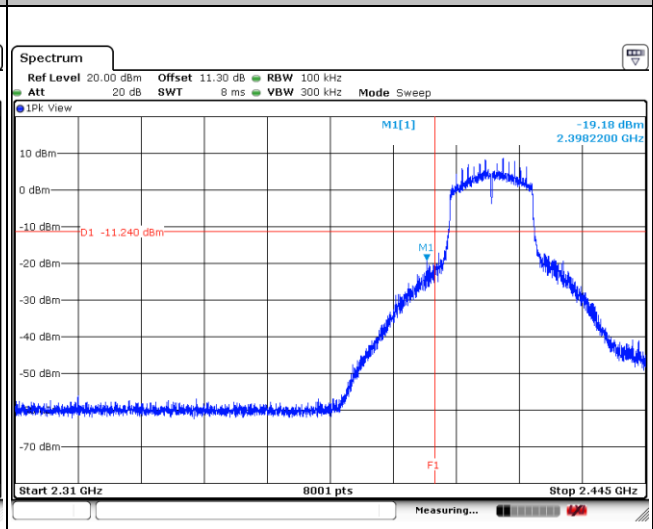
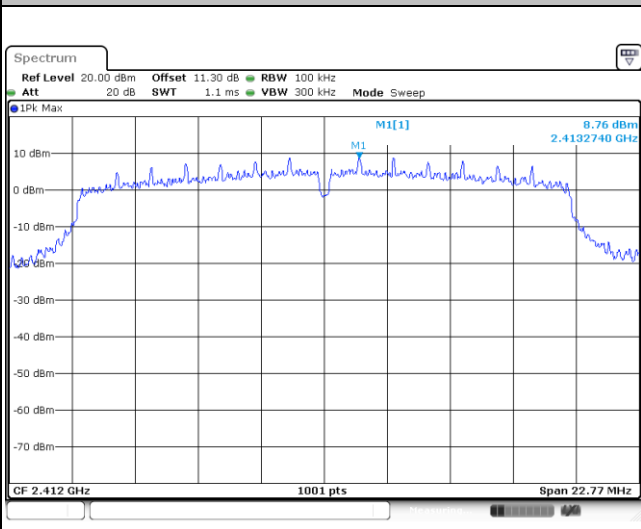
Test Mode :	802.11g	Test Channel :	11
-------------	---------	----------------	----



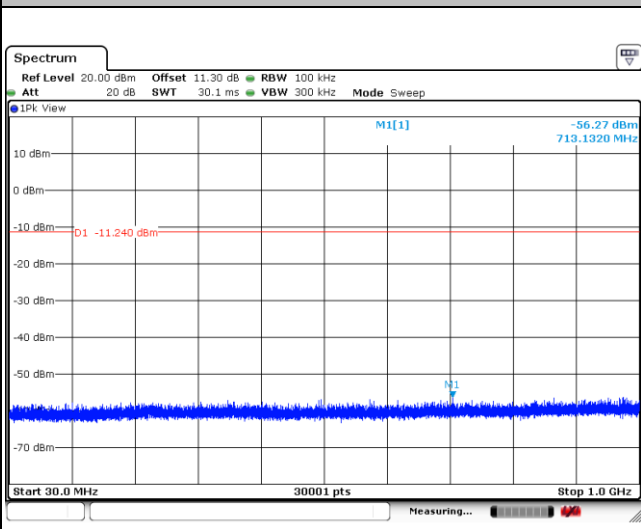


Test Mode :	802.11n HT20	Test Channel :	01
-------------	--------------	----------------	----

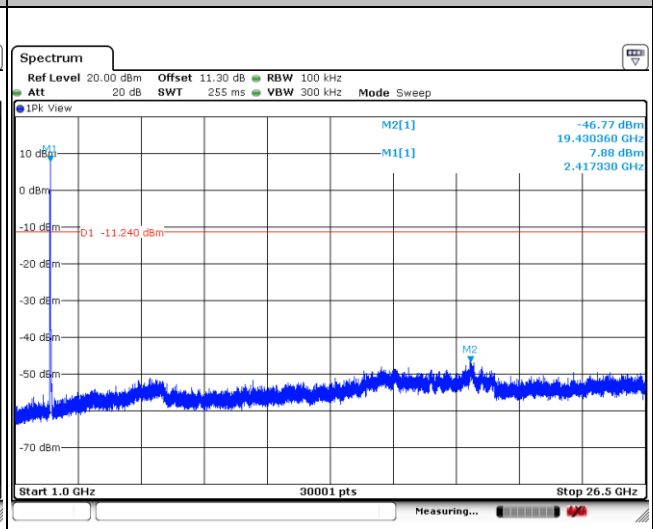
100kHz PSD reference Level	Channel Plot
-----------------------------------	---------------------



Spurious Emission Plot-1

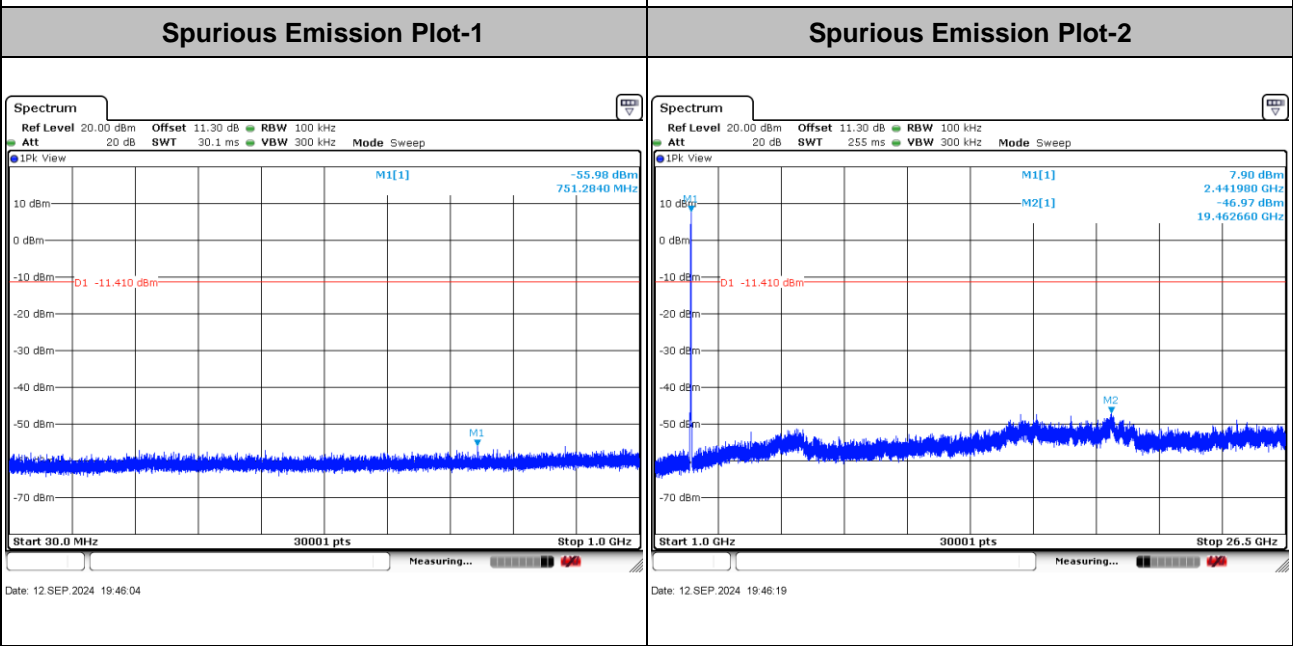
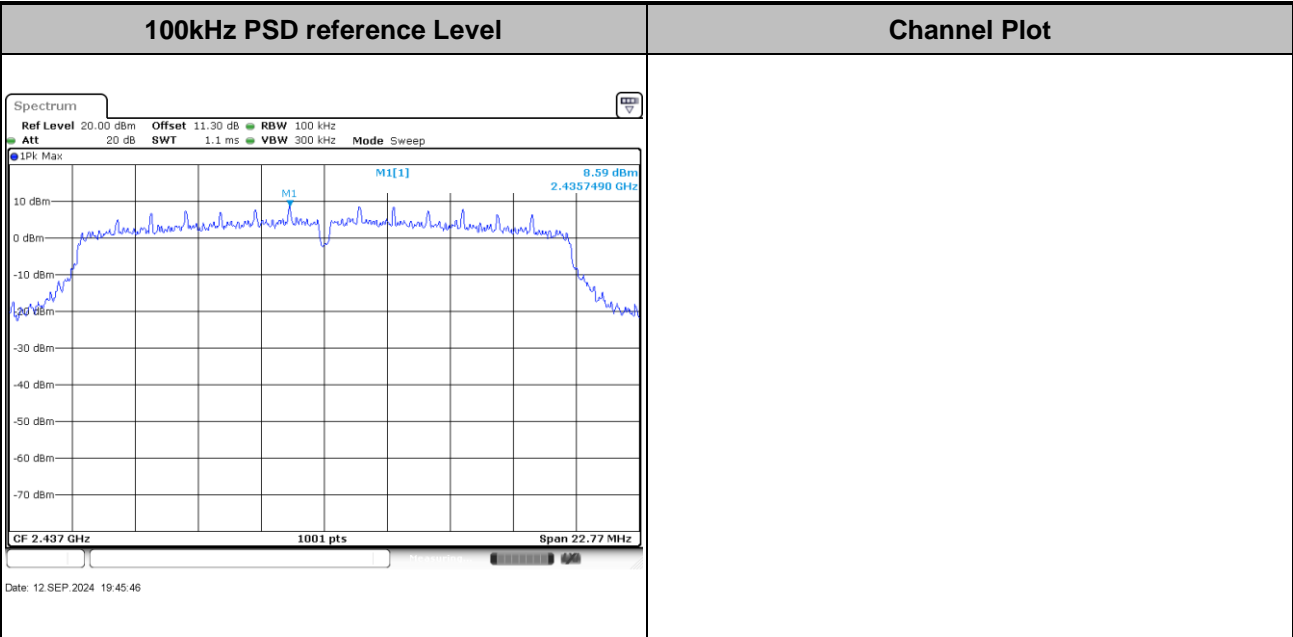


Spurious Emission Plot-2



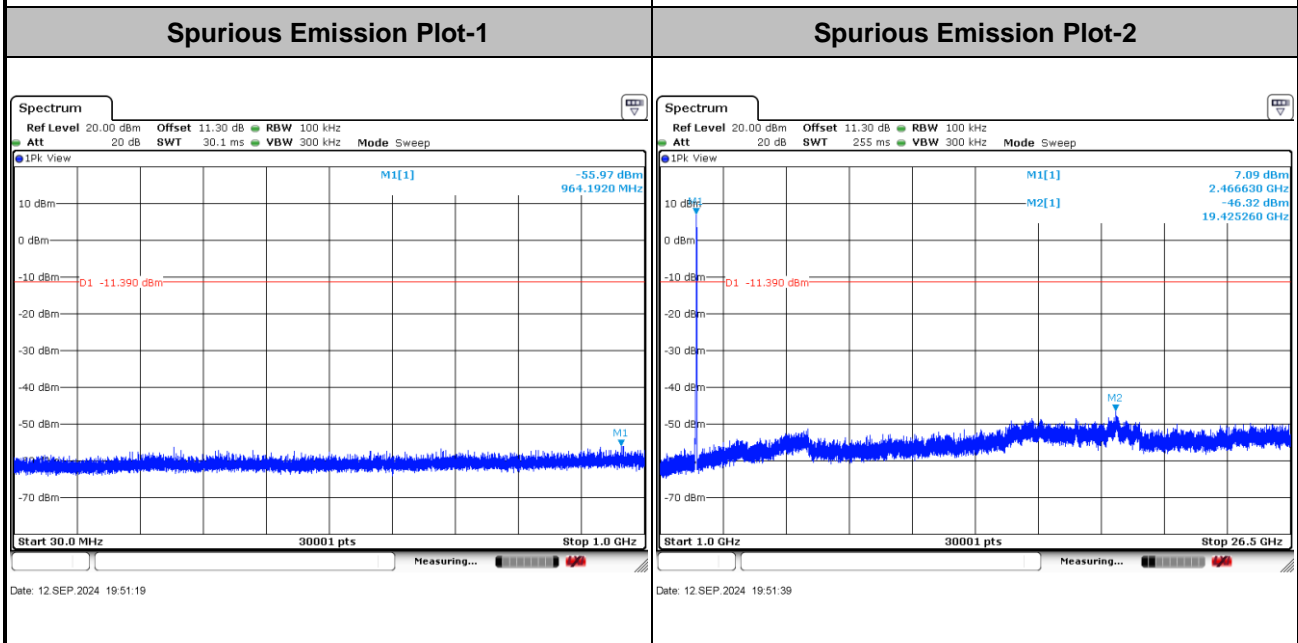
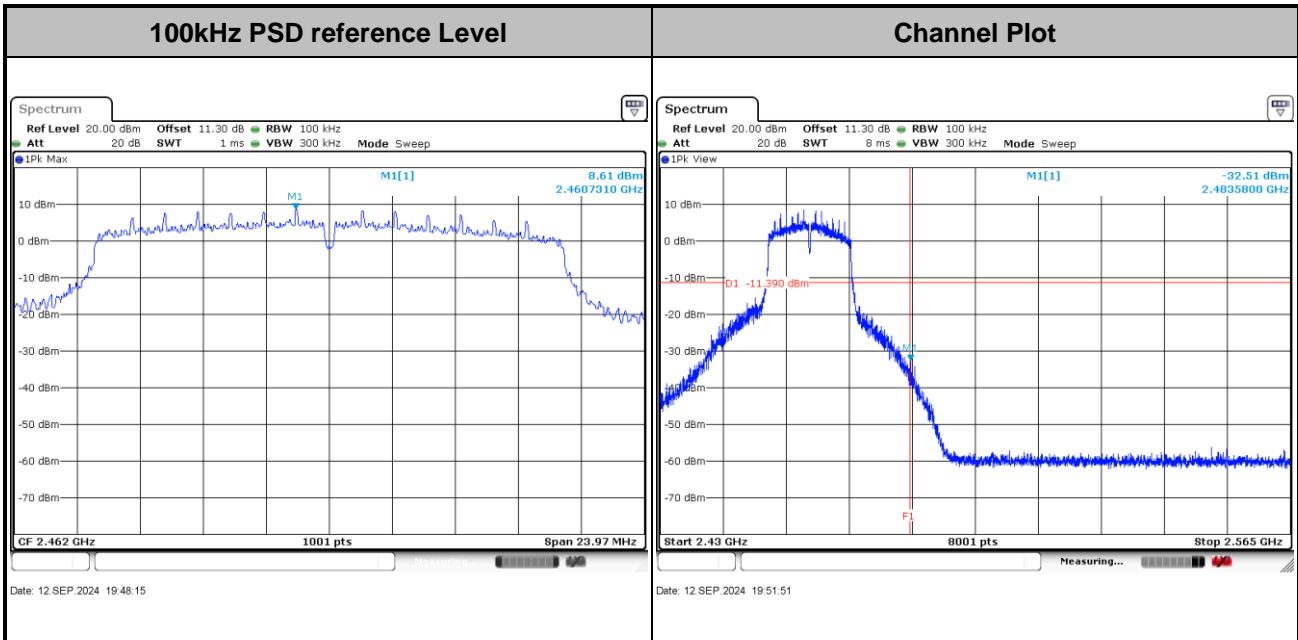


Test Mode :	802.11n HT20	Test Channel :	06
-------------	--------------	----------------	----



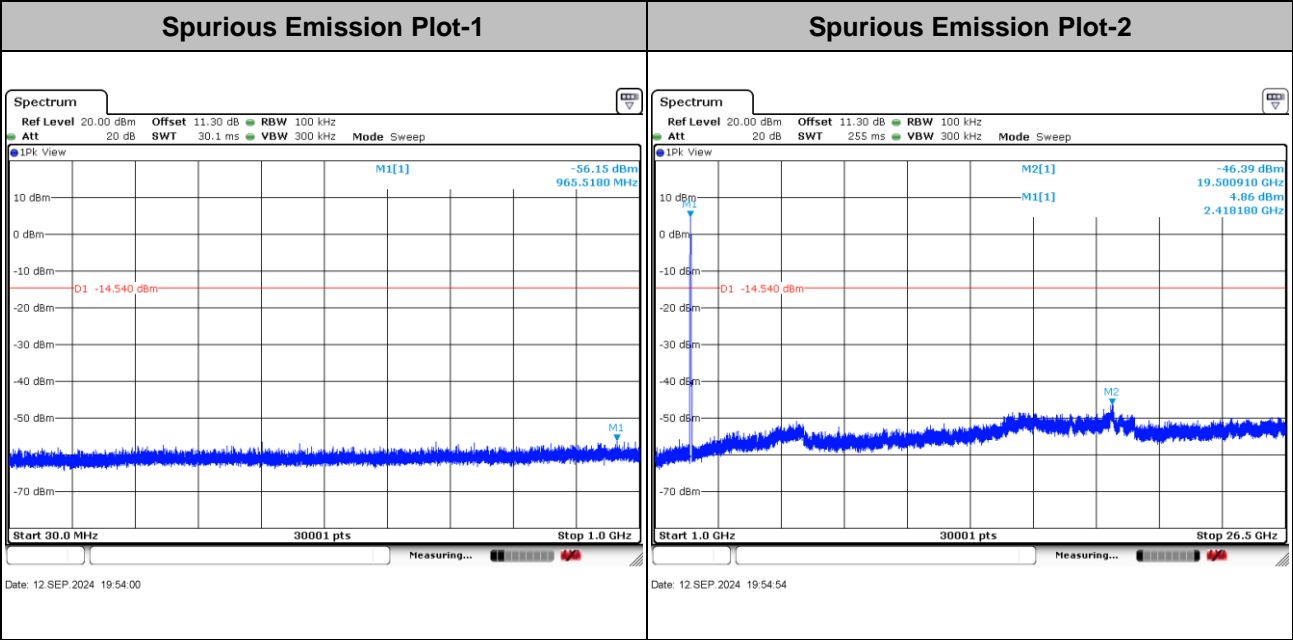
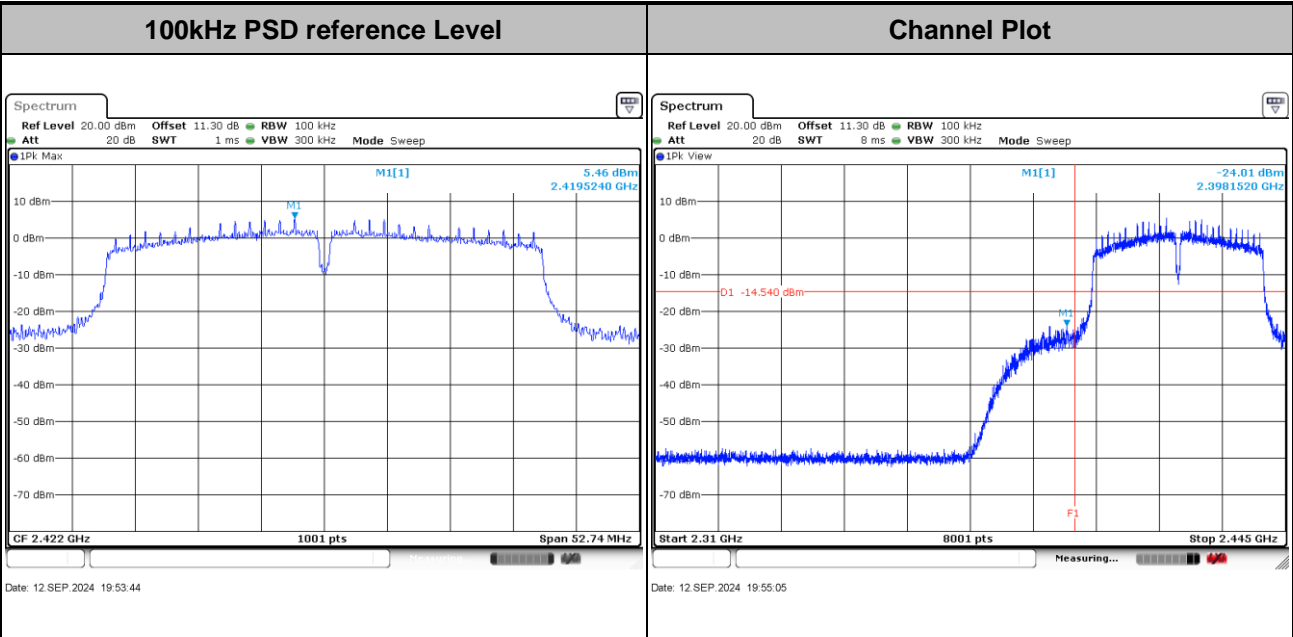


Test Mode :	802.11n HT20	Test Channel :	11
-------------	--------------	----------------	----



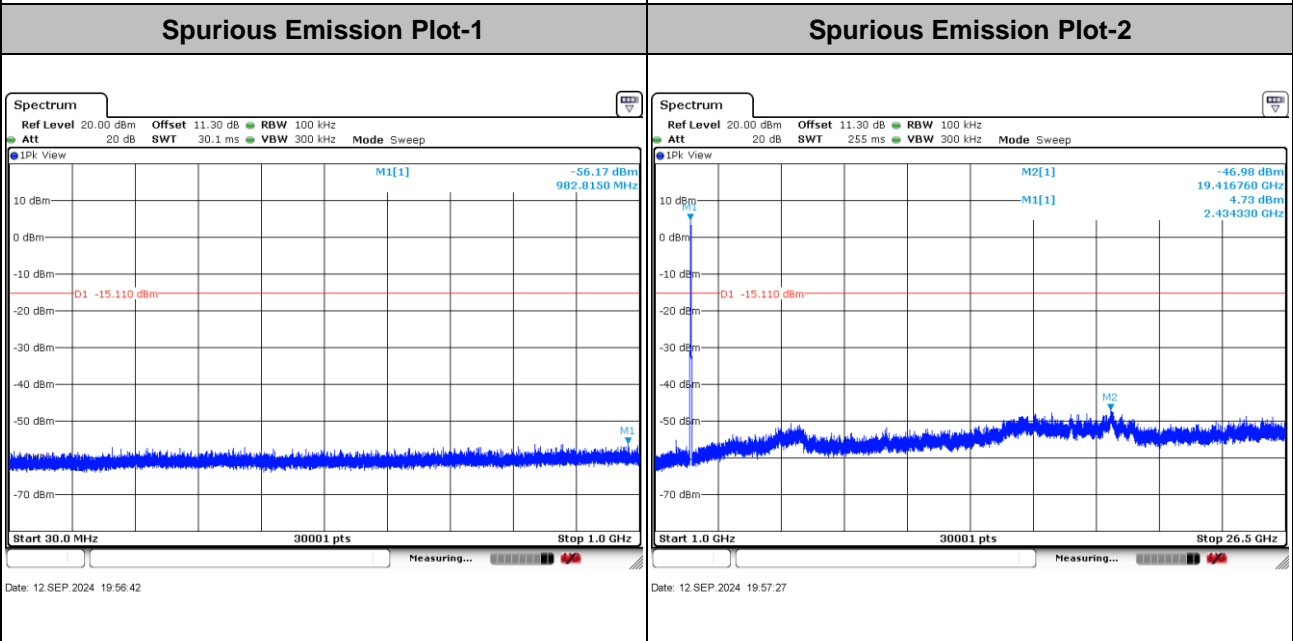
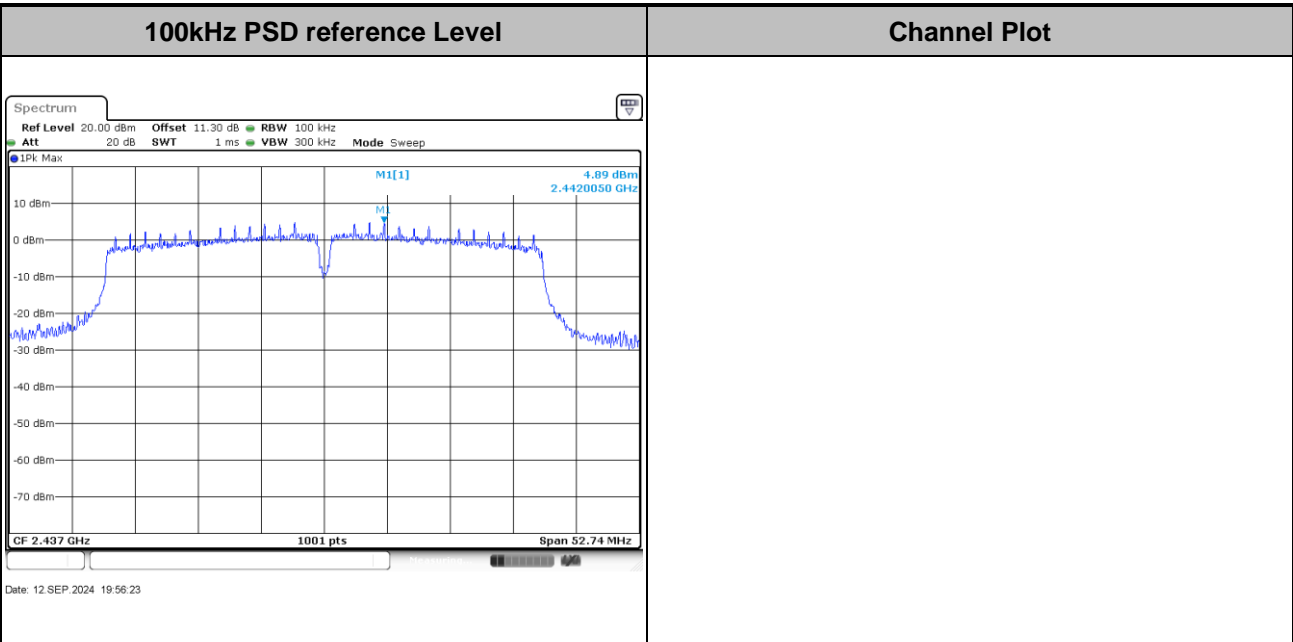


Test Mode : 802.11n HT40 Test Channel : 03



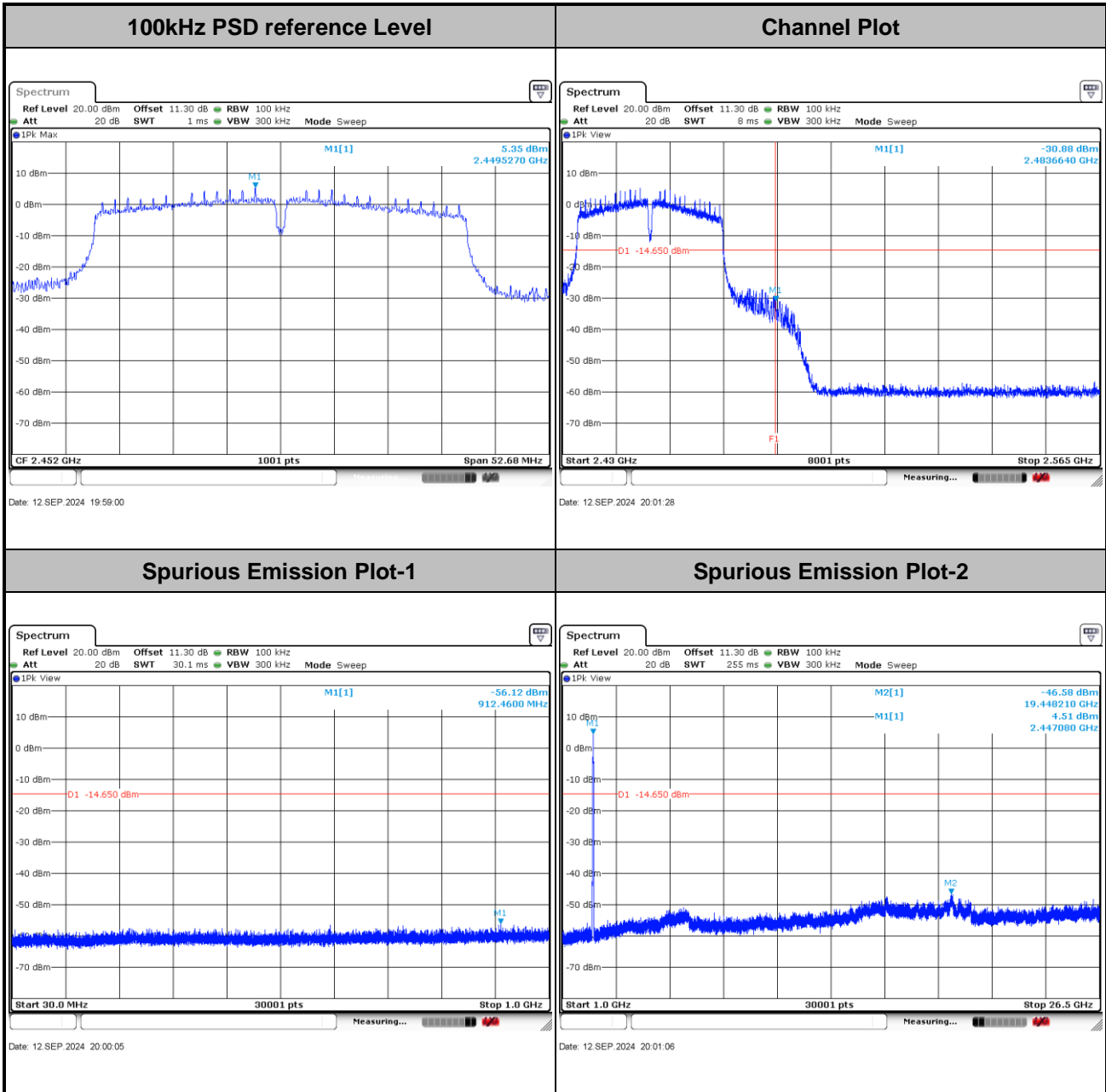


Test Mode :	802.11n HT40	Test Channel :	06
-------------	--------------	----------------	----





Test Mode :	802.11n HT40	Test Channel :	09
-------------	--------------	----------------	----





3.5 Radiated Band Edges and Spurious Emission Measurement

3.5.1 Limit of Radiated band edge and Spurious Emission Measurement

In any 100 kHz bandwidth outside the intentional radiator frequency band, all harmonics/spurious must be at least 20 dB below the highest emission level within the authorized band. If the output power of this device was measured by spectrum analyzer, the attenuation under this paragraph shall be 30 dB instead of 20 dB. In addition, radiated emissions which fall in the restricted bands must also comply with the limits as below.

Frequency (MHz)	Field Strength (microvolts/meter)	Measurement Distance (meters)
0.009 – 0.490	2400/F(kHz)	300
0.490 – 1.705	24000/F(kHz)	30
1.705 – 30.0	30	30
30 – 88	100	3
88 – 216	150	3
216 - 960	200	3
Above 960	500	3

3.5.2 Measuring Instruments

The measuring equipment is listed in the section 4 of this test report.

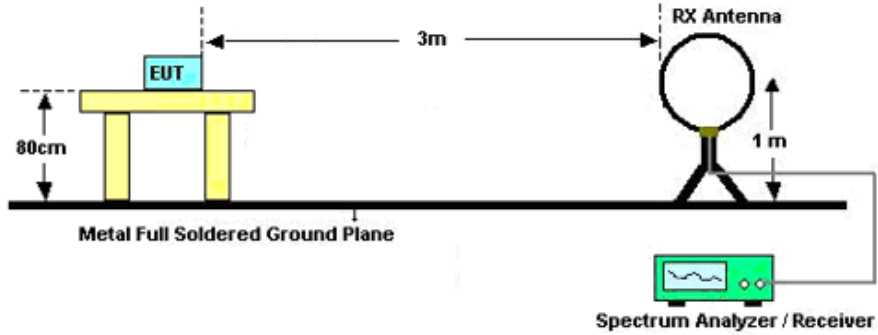


3.5.3 Test Procedures

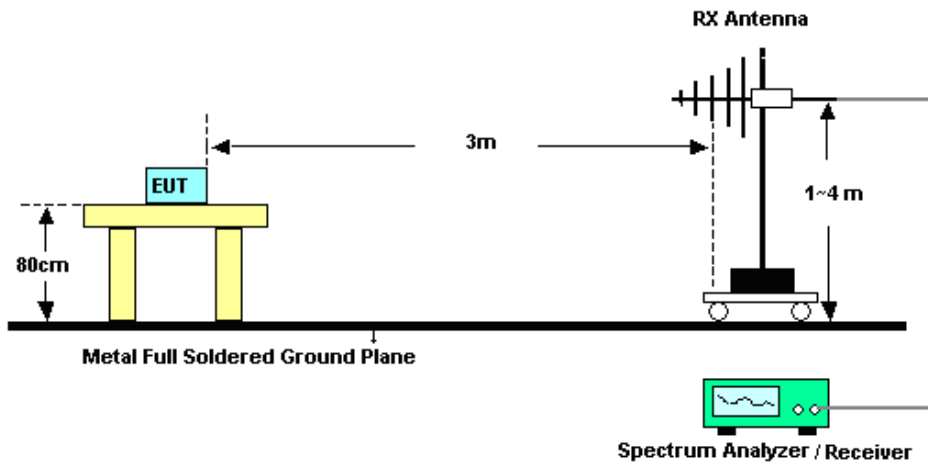
1. The testing follows ANSI C63.10-2013 clause 11.11 & 11.12
2. The EUT was arranged to its worst case and then tune the antenna tower (from 1 m to 4 m) and turntable (from 0 degree to 360 degrees) to find the maximum reading. A pre-amp and a high pass filter are used for the test in order to get better signal level.
3. The EUT was placed on a turntable with 0.8 meter for frequency below 1GHz and 1.5 meter for frequency above 1GHz respectively above ground.
4. The EUT was set 3 meters from the interference receiving antenna, which was mounted on the top of a variable height antenna tower.
5. Corrected Reading: Antenna Factor + Cable Loss + Read Level - Preamp Factor = Level
6. For testing below 1GHz, if the emission level of the EUT in peak mode was 3 dB lower than the limit specified, then peak values of EUT will be reported, otherwise, the emissions will be repeated one by one using the CISPR quasi-peak method and reported.
7. For testing above 1GHz, the emission level of the EUT in peak mode was 20dB lower than peak limit (that means the emission level in average mode also complies with the limit in average mode), then peak values of EUT will be reported, otherwise, the emissions will be measured in average mode again and reported.
8. Use the following spectrum analyzer settings:
 - (1) Span shall wide enough to fully capture the emission being measured;
 - (2) Set RBW=100 kHz for $f < 1$ GHz; VBW \geq RBW; Sweep = auto; Detector function = peak; Trace = max hold;
 - (3) Set RBW = 1 MHz, VBW= 3MHz for $f \geq 1$ GHz for peak measurement.
For average measurement:
 - VBW = 10 Hz, when duty cycle is no less than 98 percent.
 - VBW $\geq 1/T$, when duty cycle is less than 98 percent where T is the minimum transmission duration over which the transmitter is on and is transmitting at its maximum power control level for the tested mode of operation.

3.5.4 Test Setup

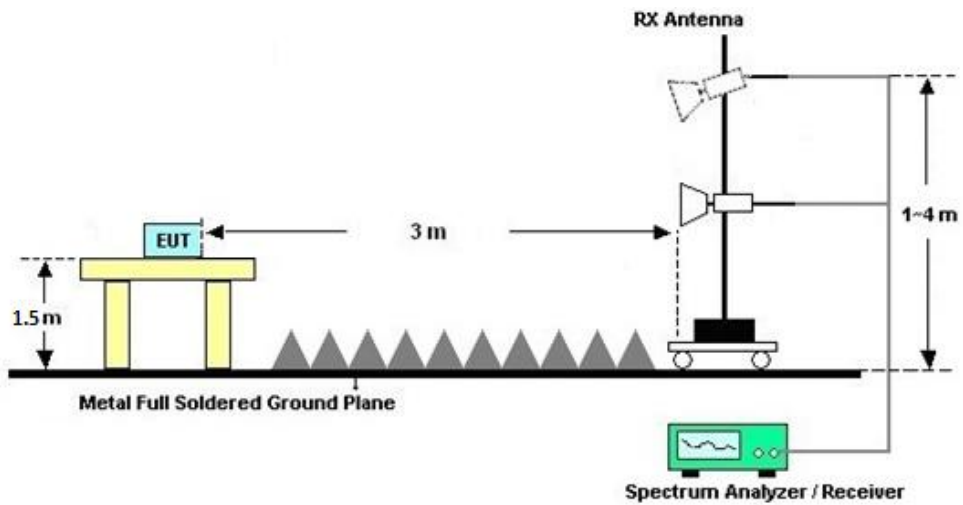
For radiated emissions below 30MHz



For radiated emissions from 30MHz to 1GHz



For radiated emissions above 1GHz





3.5.5 Test Results of Radiated Spurious Emissions (9kHz ~ 30MHz)

The low frequency, which started from 9 kHz to 30MHz, was pre-scanned and the result which was 20dB lower than the limit line was not reported.

There is a comparison data of both open-field test site and semi-Anechoic chamber, and the result came out very similar.

3.5.6 Test Result of Radiated Spurious at Band Edges

Please refer to Appendix C.

3.5.7 Duty Cycle

Please refer to Appendix D.

3.5.8 Test Result of Radiated Spurious Emission (30MHz ~ 10th Harmonic or 40GHz, whichever is lower)

Please refer to Appendix C.



3.6 AC Conducted Emission Measurement

3.6.1 Limit of AC Conducted Emission

For equipment that is designed to be connected to the public utility (AC) power line, the radio frequency voltage that is conducted back onto the AC power line on any frequency or frequencies within the band 150 kHz to 30 MHz shall not exceed the limits in the following table.

Frequency of Emission (MHz)	Conducted Limit (dBµV)	
	Quasi-Peak	Average
0.15-0.5	66 to 56*	56 to 46*
0.5-5	56	46
5-30	60	50

*Decreases with the logarithm of the frequency.

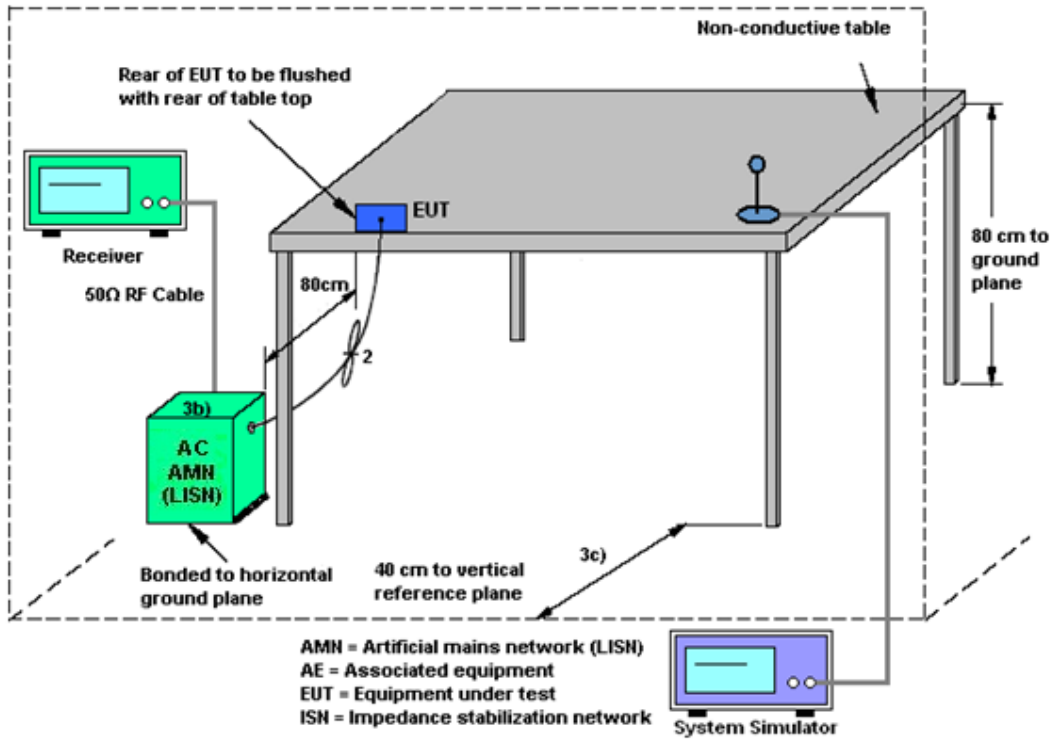
3.6.2 Measuring Instruments

The measuring equipment is listed in the section 4 of this test report.

3.6.3 Test Procedures

1. The EUT was placed 0.4 meter from the conducting wall of the shielding room, and it was kept at least 80 centimeters from any other grounded conducting surface.
2. Connect EUT to the power mains through a line impedance stabilization network (LISN).
3. All the support units are connecting to the other LISN.
4. The LISN provides 50 ohm coupling impedance for the measuring instrument.
5. The FCC states that a 50 ohm, 50 microhenry LISN should be used.
6. Both sides of AC line were checked for maximum conducted interference.
7. The frequency range from 150 kHz to 30 MHz was searched.
8. Set the test-receiver system to Peak Detect Function and specified bandwidth (IF bandwidth = 9kHz) with Maximum Hold Mode.

3.6.4 Test Setup



3.6.5 Test Result of AC Conducted Emission

Please refer to Appendix B.



3.7 Antenna Requirements

3.7.1 Standard Applicable

If directional gain of transmitting Antennas is greater than 6dBi, the power shall be reduced by the same level in dB comparing to gain minus 6dBi. The use of a permanently attached Antenna or of an Antenna that uses a unique coupling to the intentional radiator shall be considered sufficient to comply with the rule.

3.7.2 Antenna Anti-Replacement Construction

An embedded-in antenna design is used.

3.7.3 Antenna Gain

The antenna peak gain of EUT is less than 6 dBi. Therefore, it is not necessary to reduce maximum peak output power limit.



4 List of Measuring Equipment

Instrument	Manufacturer	Model No.	Serial No.	Characteristics	Calibration Date	Test Date	Due Date	Remark
EMI Test Receiver&SA	Agilent	N9038A	MY52260185	20Hz~26.5GHz	Dec. 27, 2023	Sep. 22, 2024~ Sep. 27, 2024	Dec. 26, 2024	Radiation (03CH01-SZ)
EXA Spectrum Analyzer	KEYSIGHT	N9010A	MY55150213	10Hz~44GHz	Jul. 03, 2024	Sep. 22, 2024~ Sep. 27, 2024	Jul. 02, 2025	Radiation (03CH01-SZ)
Loop Antenna	R&S	HFH2-Z2E	101141	9kHz~30MHz	Dec. 29, 2023	Sep. 22, 2024~ Sep. 27, 2024	Dec. 28, 2024	Radiation (03CH01-SZ)
Bilog Antenna	TeseQ	CBL6112D	35407	30MHz~2GHz	Oct. 24, 2023	Sep. 22, 2024~ Sep. 27, 2024	Oct. 23, 2025	Radiation (03CH01-SZ)
Double Ridge Horn Antenna	ETS-Lindgren	3117	00119436	1GHz~18GHz	Jul. 04, 2024	Sep. 22, 2024~ Sep. 27, 2024	Jul. 03, 2025	Radiation (03CH01-SZ)
SHF-EHF Horn	com-power	AH-840	101071	18Ghz~40GHz	Apr. 09,2024	Sep. 22, 2024~ Sep. 27, 2024	Apr. 08,2025	Radiation (03CH01-SZ)
LF Amplifier	Burgeon	BPA-530	102209	0.01~3000Mhz	Apr. 09, 2024	Sep. 22, 2024~ Sep. 27, 2024	Apr. 08,2025	Radiation (03CH01-SZ)
HF Amplifier	MITEQ	AMF-7D-0010 1800-30-10P-R	1943528	1GHz~18GHz	Oct. 18,2023	Sep. 22, 2024~ Sep. 27, 2024	Oct. 17,2024	Radiation (03CH01-SZ)
HF Amplifier	KEYSIGHT	83017A	MY53270105	0.5GHz~26.5GHz	Oct. 18,2023	Sep. 22, 2024~ Sep. 27, 2024	Oct. 17,2024	Radiation (03CH01-SZ)
HF Amplifier	MITEQ	TTA1840-35-HG	1871923	18GHz~40GHz	Jul. 03, 2024	Sep. 22, 2024~ Sep. 27, 2024	Jul. 02, 2025	Radiation (03CH01-SZ)
AC Power Source	Chroma	61601	616010001985	N/A	Oct. 18,2023	Sep. 22, 2024~ Sep. 27, 2024	Oct. 17,2024	Radiation (03CH01-SZ)
Turn Table	EM	EM1000	N/A	0~360 degree	NCR	Sep. 22, 2024~ Sep. 27, 2024	NCR	Radiation (03CH01-SZ)
Antenna Mast	EM	EM1000	N/A	1 m~4 m	NCR	Sep. 22, 2024~ Sep. 27, 2024	NCR	Radiation (03CH01-SZ)
EMI Receiver	R&S	ESR7	101630	9kHz~7GHz;	Jul. 04, 2024	Sep. 12, 2024	Jul. 03, 2025	Conduction (CO01-SZ)
AC LISN	R&S	ENV216	100063	9kHz~30MHz	Jul. 04, 2024	Sep. 12, 2024	Jul. 03, 2025	Conduction (CO01-SZ)
AC LISN (for auxiliary equipment)	EMCO	3816/2SH	00103892	9kHz~30MHz	Oct. 16, 2023	Sep. 12, 2024	Oct. 15, 2024	Conduction (CO01-SZ)
AC Power Source	Chroma	61602	616020000891	100Vac~250Vac	Aug. 14, 2024	Sep. 12, 2024	Aug. 13, 2025	Conduction (CO01-SZ)
Spectrum Analyzer	R&S	FSV40	101078	10Hz~40GHz	Apr. 09, 2024	Sep. 12, 2024	Apr. 08, 2025	Conducted (TH01-SZ)
Pulse Power Sensor	Anritsu	MA2411B	1339473	30MHz~40GHz	Dec. 29, 2023	Sep. 12, 2024	Dec. 28, 2024	Conducted (TH01-SZ)
Thermo meter	Anymetre	JR593	#7	- 10℃ ~ 50℃ 10%RH~99%RH	Apr. 09, 2024	Sep. 12, 2024	Apr. 08, 2025	Conducted (TH01-SZ)

NCR: No Calibration Required



5 Measurement Uncertainty

The measurement uncertainties shown below were calculated in accordance with the requirements of ANSI 63.10-2013. All the measurement uncertainty value were shown with a coverage K=2 to indicate 95% level of confidence. The measurement data show herein meets or exceeds the CISPR measurement uncertainty values specified in CISPR 16-4-2 and can be compared directly to specified limit to determine compliance.

Uncertainty of Conducted Measurement

Test Item	Uncertainty
Conducted Spurious Emission & Bandedge	±1.34 dB
Occupied Channel Bandwidth	±0.012 MHz
Conducted Power	±1.34 dB
Conducted Power Spectral Density	±1.32 dB
Frequency	±1.3 Hz

Uncertainty of AC Conducted Emission Measurement (0.15 MHz ~ 30 MHz)

Measuring Uncertainty for a Level of Confidence of 95% (U = 2Uc(y))	2.5 dB
---	--------

Uncertainty of Radiated Emission Measurement (9 KHz ~ 30 MHz)

Measuring Uncertainty for a Level of Confidence of 95% (U = 2Uc(y))	2.8 dB
---	--------

Uncertainty of Radiated Emission Measurement (30 MHz ~ 1000 MHz)

Measuring Uncertainty for a Level of Confidence of 95% (U = 2Uc(y))	4.2 dB
---	--------

Uncertainty of Radiated Emission Measurement (1 GHz ~ 18 GHz)

Measuring Uncertainty for a Level of Confidence of 95% (U = 2Uc(y))	5.0 dB
---	--------

Uncertainty of Radiated Emission Measurement (18 GHz ~ 40 GHz)

Measuring Uncertainty for a Level of Confidence of 95% (U = 2Uc(y))	4.3 dB
---	--------

----- THE END -----



Appendix A. Conducted Test Results

Appendix A. Test Result of Conducted Test Items

Test Engineer:	Sam Zheng	Temperature:	21~25	°C
Test Date:	2024/9/12	Relative Humidity:	51~54	%

TEST RESULTS DATA
6dB and 99% Occupied Bandwidth

2.4GHz Band								
Mod.	Data Rate	NTX	CH.	Freq. (MHz)	99% Occupied BW (MHz)	6dB BW (MHz)	6dB BW Limit (MHz)	Pass/Fail
					Ant 5	Ant 5		
11b	1Mbps	1	1	2412	13.00	8.10	0.50	Pass
11b	1Mbps	1	6	2437	13.08	8.10	0.50	Pass
11b	1Mbps	1	11	2462	13.26	8.58	0.50	Pass
11g	6Mbps	1	1	2412	17.04	15.18	0.50	Pass
11g	6Mbps	1	6	2437	17.06	15.14	0.50	Pass
11g	6Mbps	1	11	2462	17.24	15.50	0.50	Pass
HT20	MCS0	1	1	2412	18.02	15.18	0.50	Pass
HT20	MCS0	1	6	2437	18.03	15.18	0.50	Pass
HT20	MCS0	1	11	2462	18.15	15.98	0.50	Pass
HT40	MCS0	1	3	2422	36.77	35.16	0.50	Pass
HT40	MCS0	1	6	2437	36.97	35.16	0.50	Pass
HT40	MCS0	1	9	2452	36.84	35.12	0.50	Pass

TEST RESULTS DATA
Peak Power Spectral Density

2.4GHz Band								
Mod.	Data Rate	NTX	CH.	Freq. (MHz)	Peak PSD (dBm/3kHz)	DG (dBi)	Peak PSD Limit (dBm/3kHz)	Pass/Fail
					Ant 5	Ant 5	Ant 5	
11b	1Mbps	1	1	2412	-2.35	-4.50	8.00	Pass
11b	1Mbps	1	6	2437	-2.70	-4.50	8.00	Pass
11b	1Mbps	1	11	2462	-3.00	-4.50	8.00	Pass
11g	6Mbps	1	1	2412	-3.83	-4.50	8.00	Pass
11g	6Mbps	1	6	2437	-5.07	-4.50	8.00	Pass
11g	6Mbps	1	11	2462	-5.34	-4.50	8.00	Pass
HT20	MCS0	1	1	2412	-5.48	-4.50	8.00	Pass
HT20	MCS0	1	6	2437	-6.01	-4.50	8.00	Pass
HT20	MCS0	1	11	2462	-5.33	-4.50	8.00	Pass
HT40	MCS0	1	3	2422	-9.80	-4.50	8.00	Pass
HT40	MCS0	1	6	2437	-9.63	-4.50	8.00	Pass
HT40	MCS0	1	9	2452	-9.15	-4.50	8.00	Pass

Measured power density (dBm) has offset with cable loss.

TEST RESULTS DATA
Average Output Power

2.4GHz Band											
Mod.	Data Rate	NTX	CH.	Freq. (MHz)	Average Conducted Power (dBm)		Conducted Power Limit (dBm)	DG (dBi)	EIRP Power (dBm)	EIRP Power Limit (dBm)	Pass /Fail
					Ant 5	SUM					
11b	1Mbps	1	1	2412	15.40	-	30.00	-4.50	10.90	36.00	Pass
11b	1Mbps	1	6	2437	15.50		30.00	-4.50	11.00	36.00	Pass
11b	1Mbps	1	11	2462	15.60		30.00	-4.50	11.10	36.00	Pass
11g	6Mbps	1	1	2412	14.80		30.00	-4.50	10.30	36.00	Pass
11g	6Mbps	1	6	2437	15.20		30.00	-4.50	10.70	36.00	Pass
11g	6Mbps	1	11	2462	14.70		30.00	-4.50	10.20	36.00	Pass
HT20	MCS0	1	1	2412	14.80		30.00	-4.50	10.30	36.00	Pass
HT20	MCS0	1	6	2437	15.20		30.00	-4.50	10.70	36.00	Pass
HT20	MCS0	1	11	2462	14.90		30.00	-4.50	10.40	36.00	Pass
HT40	MCS0	1	3	2422	15.50		30.00	-4.50	11.00	36.00	Pass
HT40	MCS0	1	6	2437	14.90		30.00	-4.50	10.40	36.00	Pass
HT40	MCS0	1	9	2452	14.50		30.00	-4.50	10.00	36.00	Pass

Note: Measured power (dBm) has offset with cable loss.

TEST RESULTS DATA
Peak Output Power

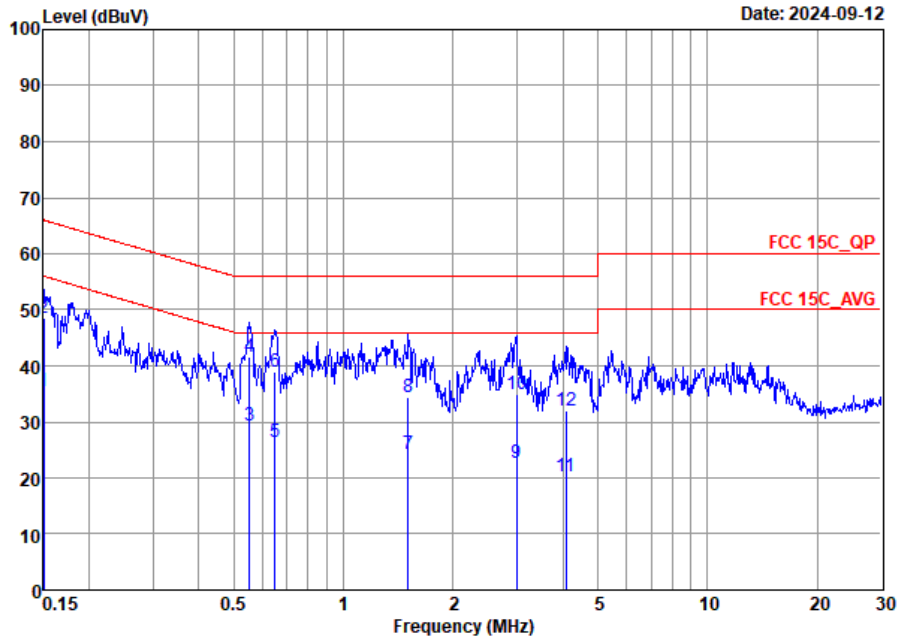
2.4GHz Band										
Mod.	Data Rate	NTX	CH.	Freq. (MHz)	Peak Conducted Power (dBm)	Conducted Power Limit (dBm)	DG (dBi)	EIRP Power (dBm)	EIRP Power Limit (dBm)	Pass /Fail
					Ant 5	Ant 5	Ant 5	Ant 5	Ant 5	
11b	1Mbps	1	1	2412	17.37	30.00	-4.50	12.87	36.00	Pass
11b	1Mbps	1	6	2437	17.42	30.00	-4.50	12.92	36.00	Pass
11b	1Mbps	1	11	2462	17.50	30.00	-4.50	13.00	36.00	Pass
11g	6Mbps	1	1	2412	23.83	30.00	-4.50	19.33	36.00	Pass
11g	6Mbps	1	6	2437	24.53	30.00	-4.50	20.03	36.00	Pass
11g	6Mbps	1	11	2462	24.25	30.00	-4.50	19.75	36.00	Pass
HT20	MCS0	1	1	2412	23.65	30.00	-4.50	19.15	36.00	Pass
HT20	MCS0	1	6	2437	24.66	30.00	-4.50	20.16	36.00	Pass
HT20	MCS0	1	11	2462	24.26	30.00	-4.50	19.76	36.00	Pass
HT40	MCS0	1	3	2422	24.68	30.00	-4.50	20.18	36.00	Pass
HT40	MCS0	1	6	2437	24.41	30.00	-4.50	19.91	36.00	Pass
HT40	MCS0	1	9	2452	24.12	30.00	-4.50	19.62	36.00	Pass

Note: Measured power (dBm) has offset with cable loss.



Appendix B. AC Conducted Emission Test Results

Test Engineer :	Chase Nathon	Temperature :	22~24°C
		Relative Humidity :	44~50%
Test Voltage :	120Vac / 60Hz	Phase :	Line
Remark :	All emissions not reported here are more than 10 dB below the prescribed limit.		

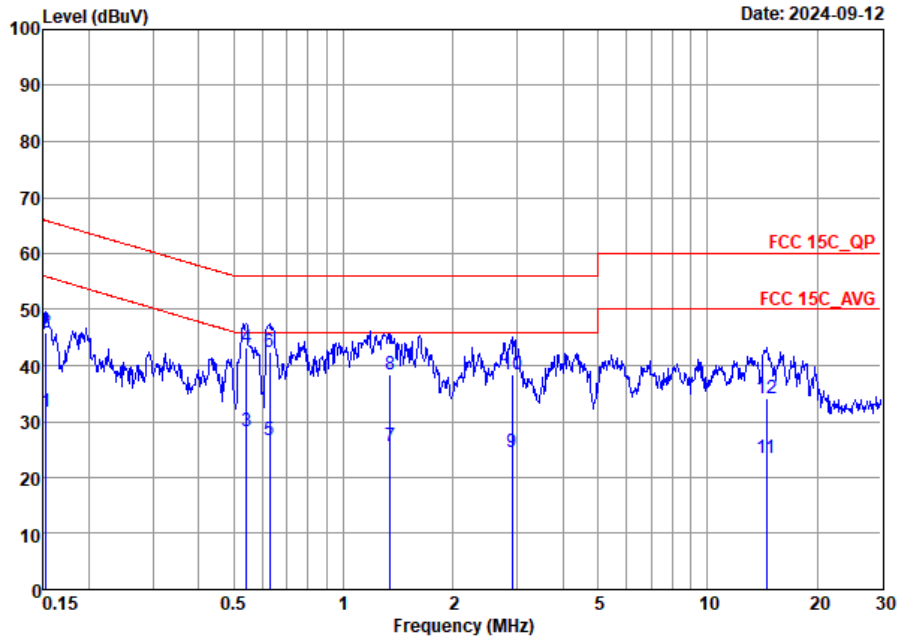


Site : CO01-SZ
 Condition: FCC 15C_QP AC LISN 100063_L LINE

	Freq	Level	Over Limit	Limit Line	Read Level	LISN Factor	Cable Loss	Remark
	MHz	dBuV	dB	dBuV	dBuV	dB	dB	
1	0.15	35.35	-20.65	56.00	15.40	9.82	10.13	Average
2	0.15	48.65	-17.35	66.00	28.70	9.82	10.13	QP
3	0.55	29.29	-16.71	46.00	9.40	9.73	10.16	Average
4 *	0.55	41.49	-14.51	56.00	21.60	9.73	10.16	QP
5	0.65	26.28	-19.72	46.00	6.40	9.72	10.16	Average
6	0.65	38.88	-17.12	56.00	19.00	9.72	10.16	QP
7	1.50	24.24	-21.76	46.00	4.30	9.74	10.20	Average
8	1.50	34.44	-21.56	56.00	14.50	9.74	10.20	QP
9	2.99	22.54	-23.46	46.00	2.50	9.76	10.28	Average
10	2.99	35.04	-20.96	56.00	15.00	9.76	10.28	QP
11	4.09	20.38	-25.62	46.00	0.31	9.75	10.32	Average
12	4.09	31.88	-24.12	56.00	11.81	9.75	10.32	QP



Test Engineer :	Chase Nathon	Temperature :	22~24°C
		Relative Humidity :	44~50%
Test Voltage :	120Vac / 60Hz	Phase :	Neutral
Remark :	All emissions not reported here are more than 10 dB below the prescribed limit.		



Site : CO01-SZ
 Condition: FCC 15C_QP AC LISN 100063_N NEUTRAL

	Freq	Level	Over	Limit	Read	LISN	Cable	
	MHz	dBuV	Limit	Line	Level	Factor	Loss	Remark
			dB	dBuV	dBuV	dB	dB	
1	0.15	31.80	-24.07	55.87	11.81	9.86	10.13	Average
2	0.15	45.80	-20.07	65.87	25.81	9.86	10.13	QP
3	0.54	28.29	-17.71	46.00	8.40	9.73	10.16	Average
4 *	0.54	43.09	-12.91	56.00	23.20	9.73	10.16	QP
5	0.63	26.80	-19.20	46.00	6.90	9.74	10.16	Average
6	0.63	42.50	-13.50	56.00	22.60	9.74	10.16	QP
7	1.34	25.59	-20.41	46.00	5.70	9.70	10.19	Average
8	1.34	38.49	-17.51	56.00	18.60	9.70	10.19	QP
9	2.90	24.62	-21.38	46.00	4.60	9.74	10.28	Average
10	2.90	38.52	-17.48	56.00	18.50	9.74	10.28	QP
11	14.52	23.48	-26.52	50.00	3.20	9.80	10.48	Average
12	14.52	34.18	-25.82	60.00	13.90	9.80	10.48	QP

Note:

1. Level(dBμV) = Read Level(dBμV) + LISN Factor(dB) + Cable Loss(dB)
2. Over Limit(dB) = Level(dBμV) – Limit Line(dBμV)



Appendix C Radiated Spurious Emission Test Data

Test Engineer :	Jia Kuang	Relative Humidity :	48~49%
		Temperature :	24-25°C

Radiated Spurious Emission Test Modes

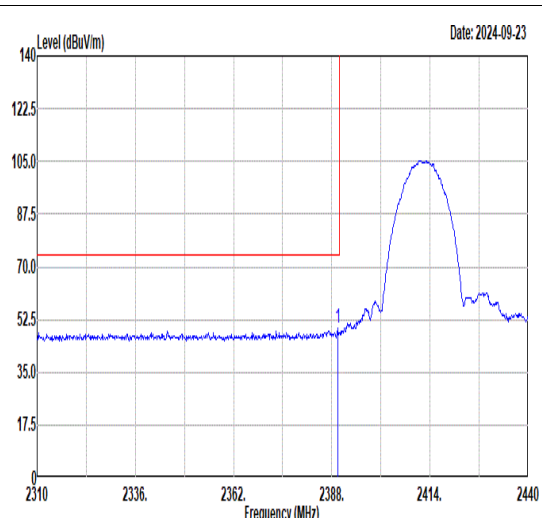
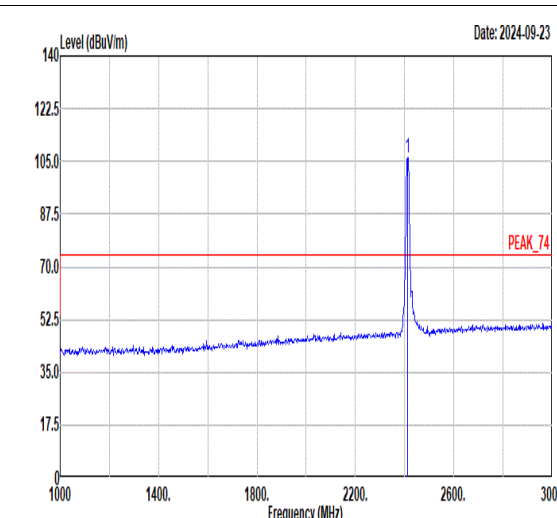
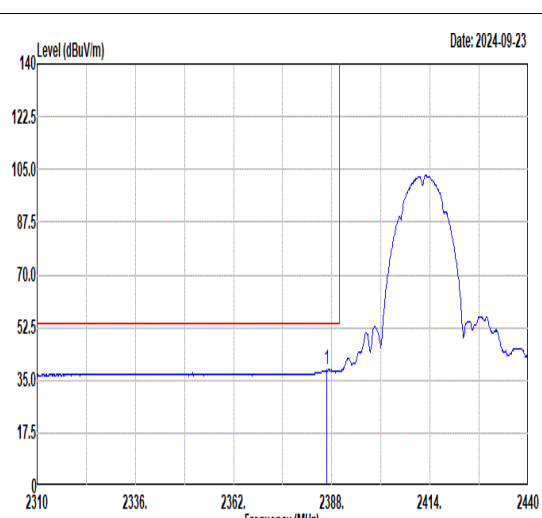
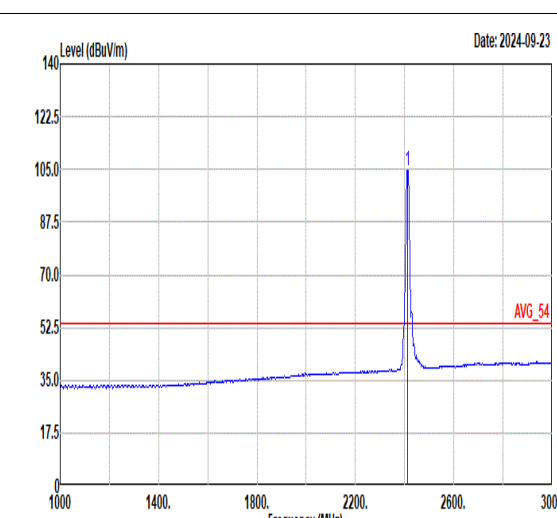
Mode	Band (MHz)	Antenna	Modulation	Channel	Frequency	Data Rate	RU	Remark
Mode 1	2400-2483.5	5	802.11b	01	2412	1Mbps	-	Sample 1
Mode 2	2400-2483.5	5	802.11b	06	2437	1Mbps	-	Sample 1
Mode 3	2400-2483.5	5	802.11b	11	2462	1Mbps	-	Sample 1
Mode 4	2400-2483.5	5	802.11g	01	2412	6Mbps	-	Sample 1
Mode 5	2400-2483.5	5	802.11g	06	2437	6Mbps	-	Sample 1
Mode 6	2400-2483.5	5	802.11g	11	2462	6Mbps	-	Sample 1
Mode 7	2400-2483.5	5	802.11n HT20	01	2412	MCS0	-	Sample 1
Mode 8	2400-2483.5	5	802.11n HT20	06	2437	MCS0	-	Sample 1
Mode 9	2400-2483.5	5	802.11n HT20	11	2462	MCS0	-	Sample 1
Mode 10	2400-2483.5	5	802.11n HT40	03	2422	MCS0	-	Sample 1
Mode 11	2400-2483.5	5	802.11n HT40	09	2452	MCS0	-	Sample 1
Mode 12	2400-2483.5	5	802.11g	11	2462	6Mbps	-	Sample 1-LF
Mode 13	CO-TX	5	802.11g	11	2462	6Mbps	-	Sample 1
		0	LTE B13 Link	-	-	-	-	Sample 1
Mode 14	2400-2483.5	5	802.11g	11	2462	6Mbps	-	Sample 2
Mode 15	2400-2483.5	5	802.11g	11	2462	6Mbps	-	Sample 3
Mode 16	2400-2483.5	5	802.11n HT40	06	2437	MCS0	-	Sample 1



Summary of each worse mode

Mode	Modulation	Ch.	Freq. (MHz)	Level (dBuV/m)	Limit (dBuV/m)	Margin (dB)	Pol.	Peak Avg.	Result	Remark
1	802.11b	01	2386.57	38.45	54.00	-15.55	H	AVERAGE	Pass	Band Edge
1	802.11b	01	4824.00	50.42	54.00	-3.58	H	Average	Pass	Harmonic
2	802.11b	06	-	-	-	-	-	-	-	Band Edge
2	802.11b	06	4874.00	44.88	54.00	-9.12	H	Average	Pass	Harmonic
3	802.11b	11	2486.89	40.81	54.00	-13.19	H	AVERAGE	Pass	Band Edge
3	802.11b	11	4924.00	48.48	54.00	-5.52	H	Average	Pass	Harmonic
4	802.11g	01	2389.82	50.28	54.00	-3.72	H	AVERAGE	Pass	Band Edge
4	802.11g	01	4824.00	45.55	74.00	-28.45	H	Peak	Pass	Harmonic
5	802.11g	06	-	-	-	-	-	-	-	Band Edge
5	802.11g	06	7311.00	46.45	74.00	-27.55	H	Peak	Pass	Harmonic
6	802.11g	11	2483.51	50.90	54.00	-3.10	H	AVERAGE	Pass	Band Edge
6	802.11g	11	7386.00	47.35	74.00	-26.65	V	Peak	Pass	Harmonic
7	802.11n HT20	01	2389.82	50.09	54.00	-3.91	H	AVERAGE	Pass	Band Edge
7	802.11n HT20	01	4824.00	45.26	74.00	-28.74	V	Peak	Pass	Harmonic
8	802.11n HT20	06	-	-	-	-	-	-	-	Band Edge
8	802.11n HT20	06	7311.00	47.78	74.00	-26.22	H	Peak	Pass	Harmonic
9	802.11n HT20	11	2483.51	50.52	54.00	-3.48	H	AVERAGE	Pass	Band Edge
9	802.11n HT20	11	7386.00	47.70	74.00	-26.30	V	Peak	Pass	Harmonic
10	802.11n HT40	03	2389.97	49.62	54.00	-4.38	H	AVERAGE	Pass	Band Edge
10	802.11n HT40	03	-	-	-	-	-	-	-	Harmonic
11	802.11n HT40	09	2483.68	50.25	54.00	-3.75	H	AVERAGE	Pass	Band Edge
11	802.11n HT40	09	-	-	-	-	-	-	-	Harmonic
12	802.11g-LF	11	954.41	34.72	46.00	-11.28	H	Peak	Pass	LF
13	CO_TX	-	2483.51	47.31	54.00	-6.69	H	AVERAGE	Pass	Band Edge
		-	7386.00	46.90	74.00	-27.10	H	Peak	Pass	Harmonic
14	802.11g	11	2483.51	50.86	54.00	-3.14	H	AVERAGE	Pass	Band Edge
14	802.11g	11	7386.00	43.68	54.00	-10.32	V	Average	Pass	Harmonic
15	802.11g	11	2483.51	50.83	54.00	-3.17	H	AVERAGE	Pass	Band Edge
15	802.11g	11	7386.00	47.87	74.00	-26.13	H	Peak	Pass	Harmonic
16	802.11n HT40	06	2483.56	50.77	54.00	-3.23	H	AVERAGE	Pass	Band Edge
16	802.11n HT40	06	-	-	-	-	-	-	-	Harmonic



Mode	1																																																																																	
	Band Edge																																																																																	
	2400-2483.5_802.11b_CH01_2412MHz																																																																																	
ANT	5																																																																																	
Pol.	Horizontal	Fundamental																																																																																
Peak	 <p style="text-align: right;">Date: 2024-09-23</p> <table border="1"> <thead> <tr> <th>Limit</th> <th>Margin</th> <th>Read</th> <th>Ant</th> <th>Cable</th> <th>Preamp</th> <th>APos</th> <th>TPos</th> <th>Remark</th> </tr> <tr> <th>Freq</th> <th>Level</th> <th>Line</th> <th>(dB)</th> <th>Level</th> <th>Factor</th> <th>Loss</th> <th>Factor</th> <th></th> </tr> <tr> <th>MHz</th> <th>dBuV/m</th> <th>dBuV/m</th> <th>dB</th> <th>dBuV</th> <th>dB/m</th> <th>dB</th> <th>dB</th> <th>cm</th> <th>deg</th> </tr> </thead> <tbody> <tr> <td>1</td> <td>2389.69</td> <td>49.92</td> <td>74.00</td> <td>-24.08</td> <td>41.98</td> <td>32.26</td> <td>7.76</td> <td>32.08</td> <td>395</td> <td>30</td> <td>PEAK</td> </tr> </tbody> </table>	Limit	Margin	Read	Ant	Cable	Preamp	APos	TPos	Remark	Freq	Level	Line	(dB)	Level	Factor	Loss	Factor		MHz	dBuV/m	dBuV/m	dB	dBuV	dB/m	dB	dB	cm	deg	1	2389.69	49.92	74.00	-24.08	41.98	32.26	7.76	32.08	395	30	PEAK	 <p style="text-align: right;">Date: 2024-09-23</p> <table border="1"> <thead> <tr> <th>Limit</th> <th>Margin</th> <th>Read</th> <th>Ant</th> <th>Cable</th> <th>Preamp</th> <th>APos</th> <th>TPos</th> <th>Remark</th> </tr> <tr> <th>Freq</th> <th>Level</th> <th>Line</th> <th>(dB)</th> <th>Level</th> <th>Factor</th> <th>Loss</th> <th>Factor</th> <th></th> </tr> <tr> <th>MHz</th> <th>dBuV/m</th> <th>dBuV/m</th> <th>dB</th> <th>dBuV</th> <th>dB/m</th> <th>dB</th> <th>dB</th> <th>cm</th> <th>deg</th> </tr> </thead> <tbody> <tr> <td>1</td> <td>2412.00</td> <td>106.37</td> <td>-----</td> <td>-----</td> <td>98.33</td> <td>32.31</td> <td>7.81</td> <td>32.08</td> <td>395</td> <td>30</td> <td>PEAK</td> </tr> </tbody> </table>	Limit	Margin	Read	Ant	Cable	Preamp	APos	TPos	Remark	Freq	Level	Line	(dB)	Level	Factor	Loss	Factor		MHz	dBuV/m	dBuV/m	dB	dBuV	dB/m	dB	dB	cm	deg	1	2412.00	106.37	-----	-----	98.33	32.31	7.81	32.08	395	30	PEAK
	Limit	Margin	Read	Ant	Cable	Preamp	APos	TPos	Remark																																																																									
Freq	Level	Line	(dB)	Level	Factor	Loss	Factor																																																																											
MHz	dBuV/m	dBuV/m	dB	dBuV	dB/m	dB	dB	cm	deg																																																																									
1	2389.69	49.92	74.00	-24.08	41.98	32.26	7.76	32.08	395	30	PEAK																																																																							
Limit	Margin	Read	Ant	Cable	Preamp	APos	TPos	Remark																																																																										
Freq	Level	Line	(dB)	Level	Factor	Loss	Factor																																																																											
MHz	dBuV/m	dBuV/m	dB	dBuV	dB/m	dB	dB	cm	deg																																																																									
1	2412.00	106.37	-----	-----	98.33	32.31	7.81	32.08	395	30	PEAK																																																																							
Avg	 <p style="text-align: right;">Date: 2024-09-23</p> <table border="1"> <thead> <tr> <th>Limit</th> <th>Margin</th> <th>Read</th> <th>Ant</th> <th>Cable</th> <th>Preamp</th> <th>APos</th> <th>TPos</th> <th>Remark</th> </tr> <tr> <th>Freq</th> <th>Level</th> <th>Line</th> <th>(dB)</th> <th>Level</th> <th>Factor</th> <th>Loss</th> <th>Factor</th> <th></th> </tr> <tr> <th>MHz</th> <th>dBuV/m</th> <th>dBuV/m</th> <th>dB</th> <th>dBuV</th> <th>dB/m</th> <th>dB</th> <th>dB</th> <th>cm</th> <th>deg</th> </tr> </thead> <tbody> <tr> <td>1</td> <td>2386.57</td> <td>38.45</td> <td>54.00</td> <td>-15.55</td> <td>30.53</td> <td>32.25</td> <td>7.75</td> <td>32.08</td> <td>395</td> <td>30</td> <td>AVERAGE</td> </tr> </tbody> </table>	Limit	Margin	Read	Ant	Cable	Preamp	APos	TPos	Remark	Freq	Level	Line	(dB)	Level	Factor	Loss	Factor		MHz	dBuV/m	dBuV/m	dB	dBuV	dB/m	dB	dB	cm	deg	1	2386.57	38.45	54.00	-15.55	30.53	32.25	7.75	32.08	395	30	AVERAGE	 <p style="text-align: right;">Date: 2024-09-23</p> <table border="1"> <thead> <tr> <th>Limit</th> <th>Margin</th> <th>Read</th> <th>Ant</th> <th>Cable</th> <th>Preamp</th> <th>APos</th> <th>TPos</th> <th>Remark</th> </tr> <tr> <th>Freq</th> <th>Level</th> <th>Line</th> <th>(dB)</th> <th>Level</th> <th>Factor</th> <th>Loss</th> <th>Factor</th> <th></th> </tr> <tr> <th>MHz</th> <th>dBuV/m</th> <th>dBuV/m</th> <th>dB</th> <th>dBuV</th> <th>dB/m</th> <th>dB</th> <th>dB</th> <th>cm</th> <th>deg</th> </tr> </thead> <tbody> <tr> <td>1</td> <td>2412.00</td> <td>104.62</td> <td>-----</td> <td>-----</td> <td>96.58</td> <td>32.31</td> <td>7.81</td> <td>32.08</td> <td>395</td> <td>30</td> <td>AVERAGE</td> </tr> </tbody> </table>	Limit	Margin	Read	Ant	Cable	Preamp	APos	TPos	Remark	Freq	Level	Line	(dB)	Level	Factor	Loss	Factor		MHz	dBuV/m	dBuV/m	dB	dBuV	dB/m	dB	dB	cm	deg	1	2412.00	104.62	-----	-----	96.58	32.31	7.81	32.08	395	30	AVERAGE
Limit	Margin	Read	Ant	Cable	Preamp	APos	TPos	Remark																																																																										
Freq	Level	Line	(dB)	Level	Factor	Loss	Factor																																																																											
MHz	dBuV/m	dBuV/m	dB	dBuV	dB/m	dB	dB	cm	deg																																																																									
1	2386.57	38.45	54.00	-15.55	30.53	32.25	7.75	32.08	395	30	AVERAGE																																																																							
Limit	Margin	Read	Ant	Cable	Preamp	APos	TPos	Remark																																																																										
Freq	Level	Line	(dB)	Level	Factor	Loss	Factor																																																																											
MHz	dBuV/m	dBuV/m	dB	dBuV	dB/m	dB	dB	cm	deg																																																																									
1	2412.00	104.62	-----	-----	96.58	32.31	7.81	32.08	395	30	AVERAGE																																																																							



Mode	1																																																																																	
	Band Edge																																																																																	
	2400-2483.5_802.11b_CH01_2412MHz																																																																																	
ANT	5																																																																																	
Pol.	Vertical	Fundamental																																																																																
Peak	<p style="text-align: right;">Date: 2024-09-23</p> <table border="1"> <thead> <tr> <th>Limit</th> <th>Margin</th> <th>Read</th> <th>Ant</th> <th>Cable</th> <th>Preamp</th> <th>APos</th> <th>TPos</th> <th>Remark</th> </tr> <tr> <th>Freq</th> <th>Level</th> <th>Line</th> <th>(dB)</th> <th>Level</th> <th>Factor</th> <th>Loss</th> <th>Factor</th> <th></th> </tr> <tr> <th>MHz</th> <th>dBuV/m</th> <th>dBuV/m</th> <th>dB</th> <th>dBuV</th> <th>dB/m</th> <th>dB</th> <th>dB</th> <th>cm</th> <th>deg</th> </tr> </thead> <tbody> <tr> <td>1</td> <td>2369.41</td> <td>48.21</td> <td>74.00</td> <td>-25.79</td> <td>40.37</td> <td>32.21</td> <td>7.70</td> <td>32.07</td> <td>282</td> <td>136</td> <td>PEAK</td> </tr> </tbody> </table>	Limit	Margin	Read	Ant	Cable	Preamp	APos	TPos	Remark	Freq	Level	Line	(dB)	Level	Factor	Loss	Factor		MHz	dBuV/m	dBuV/m	dB	dBuV	dB/m	dB	dB	cm	deg	1	2369.41	48.21	74.00	-25.79	40.37	32.21	7.70	32.07	282	136	PEAK	<p style="text-align: right;">Date: 2024-09-23</p> <table border="1"> <thead> <tr> <th>Limit</th> <th>Margin</th> <th>Read</th> <th>Ant</th> <th>Cable</th> <th>Preamp</th> <th>APos</th> <th>TPos</th> <th>Remark</th> </tr> <tr> <th>Freq</th> <th>Level</th> <th>Line</th> <th>(dB)</th> <th>Level</th> <th>Factor</th> <th>Loss</th> <th>Factor</th> <th></th> </tr> <tr> <th>MHz</th> <th>dBuV/m</th> <th>dBuV/m</th> <th>dB</th> <th>dBuV</th> <th>dB/m</th> <th>dB</th> <th>dB</th> <th>cm</th> <th>deg</th> </tr> </thead> <tbody> <tr> <td>1</td> <td>2412.00</td> <td>98.42</td> <td>-----</td> <td>-----</td> <td>90.38</td> <td>32.31</td> <td>7.81</td> <td>32.08</td> <td>282</td> <td>136</td> <td>PEAK_74</td> </tr> </tbody> </table>	Limit	Margin	Read	Ant	Cable	Preamp	APos	TPos	Remark	Freq	Level	Line	(dB)	Level	Factor	Loss	Factor		MHz	dBuV/m	dBuV/m	dB	dBuV	dB/m	dB	dB	cm	deg	1	2412.00	98.42	-----	-----	90.38	32.31	7.81	32.08	282	136	PEAK_74
	Limit	Margin	Read	Ant	Cable	Preamp	APos	TPos	Remark																																																																									
Freq	Level	Line	(dB)	Level	Factor	Loss	Factor																																																																											
MHz	dBuV/m	dBuV/m	dB	dBuV	dB/m	dB	dB	cm	deg																																																																									
1	2369.41	48.21	74.00	-25.79	40.37	32.21	7.70	32.07	282	136	PEAK																																																																							
Limit	Margin	Read	Ant	Cable	Preamp	APos	TPos	Remark																																																																										
Freq	Level	Line	(dB)	Level	Factor	Loss	Factor																																																																											
MHz	dBuV/m	dBuV/m	dB	dBuV	dB/m	dB	dB	cm	deg																																																																									
1	2412.00	98.42	-----	-----	90.38	32.31	7.81	32.08	282	136	PEAK_74																																																																							
Avg	<p style="text-align: right;">Date: 2024-09-23</p> <table border="1"> <thead> <tr> <th>Limit</th> <th>Margin</th> <th>Read</th> <th>Ant</th> <th>Cable</th> <th>Preamp</th> <th>APos</th> <th>TPos</th> <th>Remark</th> </tr> <tr> <th>Freq</th> <th>Level</th> <th>Line</th> <th>(dB)</th> <th>Level</th> <th>Factor</th> <th>Loss</th> <th>Factor</th> <th></th> </tr> <tr> <th>MHz</th> <th>dBuV/m</th> <th>dBuV/m</th> <th>dB</th> <th>dBuV</th> <th>dB/m</th> <th>dB</th> <th>dB</th> <th>cm</th> <th>deg</th> </tr> </thead> <tbody> <tr> <td>1</td> <td>2387.22</td> <td>38.16</td> <td>54.00</td> <td>-15.84</td> <td>30.24</td> <td>32.25</td> <td>7.75</td> <td>32.08</td> <td>282</td> <td>136</td> <td>AVERAGE</td> </tr> </tbody> </table>	Limit	Margin	Read	Ant	Cable	Preamp	APos	TPos	Remark	Freq	Level	Line	(dB)	Level	Factor	Loss	Factor		MHz	dBuV/m	dBuV/m	dB	dBuV	dB/m	dB	dB	cm	deg	1	2387.22	38.16	54.00	-15.84	30.24	32.25	7.75	32.08	282	136	AVERAGE	<p style="text-align: right;">Date: 2024-09-23</p> <table border="1"> <thead> <tr> <th>Limit</th> <th>Margin</th> <th>Read</th> <th>Ant</th> <th>Cable</th> <th>Preamp</th> <th>APos</th> <th>TPos</th> <th>Remark</th> </tr> <tr> <th>Freq</th> <th>Level</th> <th>Line</th> <th>(dB)</th> <th>Level</th> <th>Factor</th> <th>Loss</th> <th>Factor</th> <th></th> </tr> <tr> <th>MHz</th> <th>dBuV/m</th> <th>dBuV/m</th> <th>dB</th> <th>dBuV</th> <th>dB/m</th> <th>dB</th> <th>dB</th> <th>cm</th> <th>deg</th> </tr> </thead> <tbody> <tr> <td>1</td> <td>2412.00</td> <td>95.10</td> <td>-----</td> <td>-----</td> <td>87.06</td> <td>32.31</td> <td>7.81</td> <td>32.08</td> <td>282</td> <td>136</td> <td>AVERAGE</td> </tr> </tbody> </table>	Limit	Margin	Read	Ant	Cable	Preamp	APos	TPos	Remark	Freq	Level	Line	(dB)	Level	Factor	Loss	Factor		MHz	dBuV/m	dBuV/m	dB	dBuV	dB/m	dB	dB	cm	deg	1	2412.00	95.10	-----	-----	87.06	32.31	7.81	32.08	282	136	AVERAGE
Limit	Margin	Read	Ant	Cable	Preamp	APos	TPos	Remark																																																																										
Freq	Level	Line	(dB)	Level	Factor	Loss	Factor																																																																											
MHz	dBuV/m	dBuV/m	dB	dBuV	dB/m	dB	dB	cm	deg																																																																									
1	2387.22	38.16	54.00	-15.84	30.24	32.25	7.75	32.08	282	136	AVERAGE																																																																							
Limit	Margin	Read	Ant	Cable	Preamp	APos	TPos	Remark																																																																										
Freq	Level	Line	(dB)	Level	Factor	Loss	Factor																																																																											
MHz	dBuV/m	dBuV/m	dB	dBuV	dB/m	dB	dB	cm	deg																																																																									
1	2412.00	95.10	-----	-----	87.06	32.31	7.81	32.08	282	136	AVERAGE																																																																							

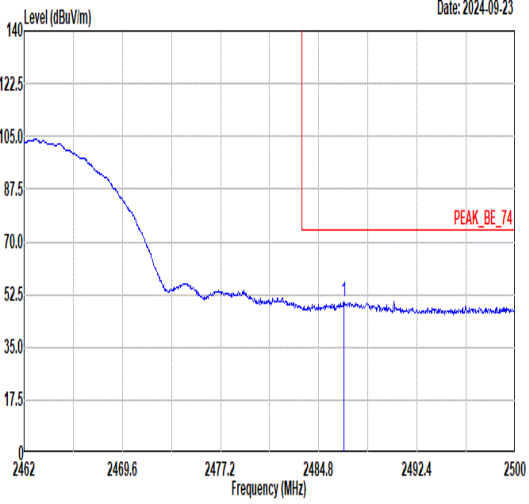
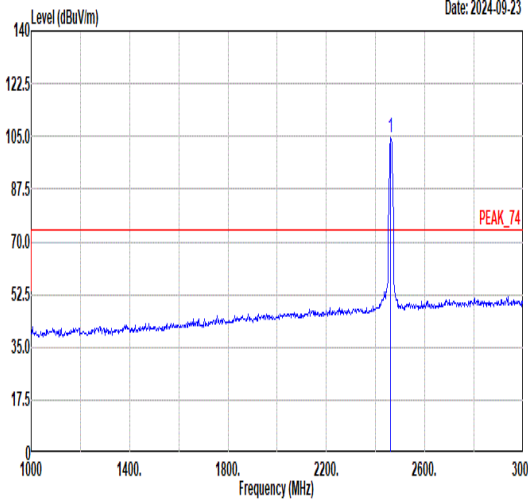
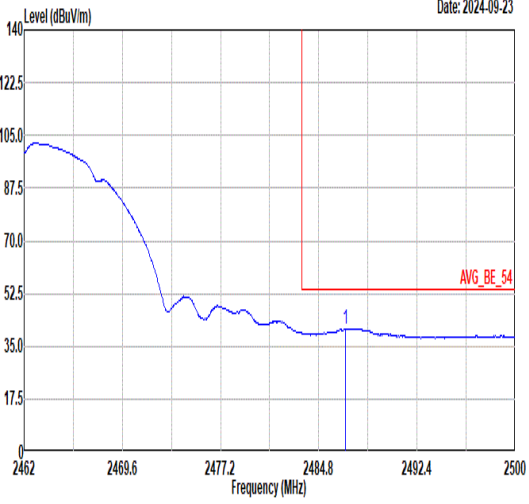
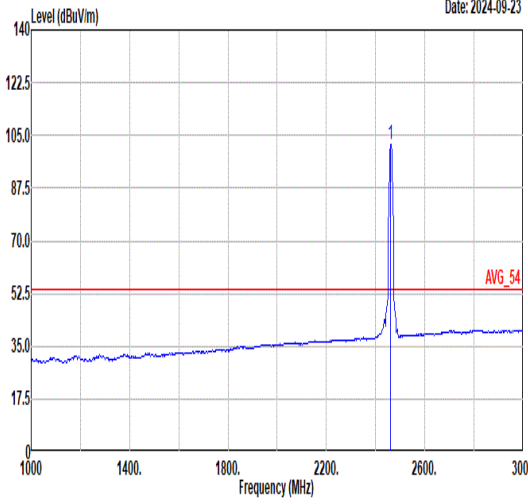


Mode	1																																																																																																				
	Harmonic																																																																																																				
	2400-2483.5_802.11b_CH01_2412MHz																																																																																																				
ANT	5																																																																																																				
Pol.	Horizontal	Vertical																																																																																																			
Peak Avg																																																																																																					
	<table border="1"> <thead> <tr> <th></th> <th>Limit</th> <th>Read</th> <th>Ant</th> <th>Cable</th> <th>Preamp</th> <th>APos</th> <th>TPos</th> <th></th> </tr> <tr> <th>Freq</th> <th>Level</th> <th>Line</th> <th>Margin</th> <th>Level</th> <th>Factor</th> <th>Loss</th> <th>Factor</th> <th>Remark</th> </tr> <tr> <th>MHz</th> <th>dBuV/m</th> <th>dBuV/m</th> <th>dB</th> <th>dBuV</th> <th>dB/m</th> <th>dB</th> <th>dB</th> <th>cm</th> <th>deg</th> </tr> </thead> <tbody> <tr> <td>1</td> <td>4824.00</td> <td>54.47</td> <td>74.00</td> <td>-19.53</td> <td>60.13</td> <td>34.83</td> <td>11.08</td> <td>51.57</td> <td>100</td> <td>336 Peak</td> </tr> <tr> <td>2</td> <td>4824.00</td> <td>50.42</td> <td>54.00</td> <td>-3.58</td> <td>56.08</td> <td>34.83</td> <td>11.08</td> <td>51.57</td> <td>100</td> <td>336 Average</td> </tr> </tbody> </table>		Limit	Read	Ant	Cable	Preamp	APos	TPos		Freq	Level	Line	Margin	Level	Factor	Loss	Factor	Remark	MHz	dBuV/m	dBuV/m	dB	dBuV	dB/m	dB	dB	cm	deg	1	4824.00	54.47	74.00	-19.53	60.13	34.83	11.08	51.57	100	336 Peak	2	4824.00	50.42	54.00	-3.58	56.08	34.83	11.08	51.57	100	336 Average	<table border="1"> <thead> <tr> <th></th> <th>Limit</th> <th>Read</th> <th>Ant</th> <th>Cable</th> <th>Preamp</th> <th>APos</th> <th>TPos</th> <th></th> </tr> <tr> <th>Freq</th> <th>Level</th> <th>Line</th> <th>Margin</th> <th>Level</th> <th>Factor</th> <th>Loss</th> <th>Factor</th> <th>Remark</th> </tr> <tr> <th>MHz</th> <th>dBuV/m</th> <th>dBuV/m</th> <th>dB</th> <th>dBuV</th> <th>dB/m</th> <th>dB</th> <th>dB</th> <th>cm</th> <th>deg</th> </tr> </thead> <tbody> <tr> <td>1</td> <td>4824.00</td> <td>49.07</td> <td>74.00</td> <td>-24.93</td> <td>54.73</td> <td>34.83</td> <td>11.08</td> <td>51.57</td> <td>100</td> <td>154 Peak</td> </tr> <tr> <td>2</td> <td>4824.00</td> <td>45.55</td> <td>54.00</td> <td>-8.45</td> <td>51.21</td> <td>34.83</td> <td>11.08</td> <td>51.57</td> <td>100</td> <td>154 Average</td> </tr> </tbody> </table>		Limit	Read	Ant	Cable	Preamp	APos	TPos		Freq	Level	Line	Margin	Level	Factor	Loss	Factor	Remark	MHz	dBuV/m	dBuV/m	dB	dBuV	dB/m	dB	dB	cm	deg	1	4824.00	49.07	74.00	-24.93	54.73	34.83	11.08	51.57	100	154 Peak	2	4824.00	45.55	54.00	-8.45	51.21	34.83	11.08	51.57	100
	Limit	Read	Ant	Cable	Preamp	APos	TPos																																																																																														
Freq	Level	Line	Margin	Level	Factor	Loss	Factor	Remark																																																																																													
MHz	dBuV/m	dBuV/m	dB	dBuV	dB/m	dB	dB	cm	deg																																																																																												
1	4824.00	54.47	74.00	-19.53	60.13	34.83	11.08	51.57	100	336 Peak																																																																																											
2	4824.00	50.42	54.00	-3.58	56.08	34.83	11.08	51.57	100	336 Average																																																																																											
	Limit	Read	Ant	Cable	Preamp	APos	TPos																																																																																														
Freq	Level	Line	Margin	Level	Factor	Loss	Factor	Remark																																																																																													
MHz	dBuV/m	dBuV/m	dB	dBuV	dB/m	dB	dB	cm	deg																																																																																												
1	4824.00	49.07	74.00	-24.93	54.73	34.83	11.08	51.57	100	154 Peak																																																																																											
2	4824.00	45.55	54.00	-8.45	51.21	34.83	11.08	51.57	100	154 Average																																																																																											



Mode	2																																																																																																																												
	Harmonic																																																																																																																												
	2400-2483.5_802.11b_CH06_2437MHz																																																																																																																												
ANT	5																																																																																																																												
Pol.	Horizontal	Vertical																																																																																																																											
Peak Avg	<p>Date: 2024-09-23</p>	<p>Date: 2024-09-23</p>																																																																																																																											
	<table border="1"> <thead> <tr> <th></th> <th>Limit</th> <th>Read</th> <th>Ant</th> <th>Cable</th> <th>Preamp</th> <th>APos</th> <th>TPos</th> <th></th> </tr> <tr> <th>Freq</th> <th>Level</th> <th>Line</th> <th>Margin</th> <th>Level</th> <th>Factor</th> <th>Loss</th> <th>Factor</th> <th>Remark</th> </tr> <tr> <th>MHz</th> <th>dBuV/m</th> <th>dBuV/m</th> <th>dB</th> <th>dBuV</th> <th>dB/m</th> <th>dB</th> <th>dB</th> <th>cm</th> <th>deg</th> </tr> </thead> <tbody> <tr> <td>1</td> <td>4874.00</td> <td>50.65</td> <td>74.00</td> <td>-23.35</td> <td>56.25</td> <td>34.85</td> <td>11.10</td> <td>51.55</td> <td>100</td> <td>337 Peak</td> </tr> <tr> <td>2</td> <td>4874.00</td> <td>44.88</td> <td>54.00</td> <td>-9.12</td> <td>50.48</td> <td>34.85</td> <td>11.10</td> <td>51.55</td> <td>100</td> <td>337 Average</td> </tr> <tr> <td>3</td> <td>7311.00</td> <td>48.34</td> <td>74.00</td> <td>-25.66</td> <td>50.10</td> <td>36.32</td> <td>13.08</td> <td>51.16</td> <td>---</td> <td>---</td> <td>Peak</td> </tr> </tbody> </table>		Limit	Read	Ant	Cable	Preamp	APos	TPos		Freq	Level	Line	Margin	Level	Factor	Loss	Factor	Remark	MHz	dBuV/m	dBuV/m	dB	dBuV	dB/m	dB	dB	cm	deg	1	4874.00	50.65	74.00	-23.35	56.25	34.85	11.10	51.55	100	337 Peak	2	4874.00	44.88	54.00	-9.12	50.48	34.85	11.10	51.55	100	337 Average	3	7311.00	48.34	74.00	-25.66	50.10	36.32	13.08	51.16	---	---	Peak	<table border="1"> <thead> <tr> <th></th> <th>Limit</th> <th>Read</th> <th>Ant</th> <th>Cable</th> <th>Preamp</th> <th>APos</th> <th>TPos</th> <th></th> </tr> <tr> <th>Freq</th> <th>Level</th> <th>Line</th> <th>Margin</th> <th>Level</th> <th>Factor</th> <th>Loss</th> <th>Factor</th> <th>Remark</th> </tr> <tr> <th>MHz</th> <th>dBuV/m</th> <th>dBuV/m</th> <th>dB</th> <th>dBuV</th> <th>dB/m</th> <th>dB</th> <th>dB</th> <th>cm</th> <th>deg</th> </tr> </thead> <tbody> <tr> <td>1</td> <td>4874.00</td> <td>48.26</td> <td>74.00</td> <td>-25.74</td> <td>53.86</td> <td>34.85</td> <td>11.10</td> <td>51.55</td> <td>100</td> <td>162 Peak</td> </tr> <tr> <td>2</td> <td>4874.00</td> <td>42.75</td> <td>54.00</td> <td>-11.25</td> <td>48.35</td> <td>34.85</td> <td>11.10</td> <td>51.55</td> <td>100</td> <td>162 Average</td> </tr> <tr> <td>3</td> <td>7311.00</td> <td>49.26</td> <td>74.00</td> <td>-24.74</td> <td>51.02</td> <td>36.32</td> <td>13.08</td> <td>51.16</td> <td>---</td> <td>---</td> <td>Peak</td> </tr> </tbody> </table>		Limit	Read	Ant	Cable	Preamp	APos	TPos		Freq	Level	Line	Margin	Level	Factor	Loss	Factor	Remark	MHz	dBuV/m	dBuV/m	dB	dBuV	dB/m	dB	dB	cm	deg	1	4874.00	48.26	74.00	-25.74	53.86	34.85	11.10	51.55	100	162 Peak	2	4874.00	42.75	54.00	-11.25	48.35	34.85	11.10	51.55	100	162 Average	3	7311.00	49.26	74.00	-24.74	51.02	36.32	13.08	51.16	---	---
	Limit	Read	Ant	Cable	Preamp	APos	TPos																																																																																																																						
Freq	Level	Line	Margin	Level	Factor	Loss	Factor	Remark																																																																																																																					
MHz	dBuV/m	dBuV/m	dB	dBuV	dB/m	dB	dB	cm	deg																																																																																																																				
1	4874.00	50.65	74.00	-23.35	56.25	34.85	11.10	51.55	100	337 Peak																																																																																																																			
2	4874.00	44.88	54.00	-9.12	50.48	34.85	11.10	51.55	100	337 Average																																																																																																																			
3	7311.00	48.34	74.00	-25.66	50.10	36.32	13.08	51.16	---	---	Peak																																																																																																																		
	Limit	Read	Ant	Cable	Preamp	APos	TPos																																																																																																																						
Freq	Level	Line	Margin	Level	Factor	Loss	Factor	Remark																																																																																																																					
MHz	dBuV/m	dBuV/m	dB	dBuV	dB/m	dB	dB	cm	deg																																																																																																																				
1	4874.00	48.26	74.00	-25.74	53.86	34.85	11.10	51.55	100	162 Peak																																																																																																																			
2	4874.00	42.75	54.00	-11.25	48.35	34.85	11.10	51.55	100	162 Average																																																																																																																			
3	7311.00	49.26	74.00	-24.74	51.02	36.32	13.08	51.16	---	---	Peak																																																																																																																		



Mode	3																																																																																	
	Band Edge																																																																																	
	2400-2483.5_802.11b_CH11_2462MHz																																																																																	
ANT	5																																																																																	
Pol.	Horizontal	Fundamental																																																																																
Peak	 <p>Level (dBuV/m) vs Frequency (MHz) plot for Horizontal polarization. The y-axis ranges from 0 to 140 dBuV/m, and the x-axis ranges from 2462 to 2500 MHz. A red horizontal line at 74.00 dB is labeled PEAK_BE_74. A peak is visible at 2486.74 MHz.</p> <table border="1"> <thead> <tr> <th>Limit</th> <th>Margin</th> <th>Read</th> <th>Ant</th> <th>Cable</th> <th>Preamp</th> <th>APos</th> <th>TPos</th> <th>Remark</th> </tr> <tr> <th>Freq</th> <th>Level</th> <th>Line</th> <th>(dB)</th> <th>Level</th> <th>Factor</th> <th>Loss</th> <th>Factor</th> <th></th> </tr> <tr> <th>MHz</th> <th>dBuV/m</th> <th>dBuV/m</th> <th>dB</th> <th>dBuV</th> <th>dB/m</th> <th>dB</th> <th>dB</th> <th>cm</th> <th>deg</th> </tr> </thead> <tbody> <tr> <td>1</td> <td>2486.74</td> <td>50.19</td> <td>74.00</td> <td>-23.81</td> <td>41.94</td> <td>32.47</td> <td>7.88</td> <td>32.10</td> <td>384</td> <td>31</td> <td>PEAK</td> </tr> </tbody> </table>	Limit	Margin	Read	Ant	Cable	Preamp	APos	TPos	Remark	Freq	Level	Line	(dB)	Level	Factor	Loss	Factor		MHz	dBuV/m	dBuV/m	dB	dBuV	dB/m	dB	dB	cm	deg	1	2486.74	50.19	74.00	-23.81	41.94	32.47	7.88	32.10	384	31	PEAK	 <p>Level (dBuV/m) vs Frequency (MHz) plot for Fundamental polarization. The y-axis ranges from 0 to 140 dBuV/m, and the x-axis ranges from 1000 to 3000 MHz. A red horizontal line at 104.60 dB is labeled PEAK_74. A sharp peak is visible at 2462.00 MHz.</p> <table border="1"> <thead> <tr> <th>Limit</th> <th>Margin</th> <th>Read</th> <th>Ant</th> <th>Cable</th> <th>Preamp</th> <th>APos</th> <th>TPos</th> <th>Remark</th> </tr> <tr> <th>Freq</th> <th>Level</th> <th>Line</th> <th>(dB)</th> <th>Level</th> <th>Factor</th> <th>Loss</th> <th>Factor</th> <th></th> </tr> <tr> <th>MHz</th> <th>dBuV/m</th> <th>dBuV/m</th> <th>dB</th> <th>dBuV</th> <th>dB/m</th> <th>dB</th> <th>dB</th> <th>cm</th> <th>deg</th> </tr> </thead> <tbody> <tr> <td>1</td> <td>2462.00</td> <td>104.60</td> <td>-----</td> <td>-----</td> <td>96.41</td> <td>32.42</td> <td>7.86</td> <td>32.09</td> <td>384</td> <td>31</td> <td>PEAK</td> </tr> </tbody> </table>	Limit	Margin	Read	Ant	Cable	Preamp	APos	TPos	Remark	Freq	Level	Line	(dB)	Level	Factor	Loss	Factor		MHz	dBuV/m	dBuV/m	dB	dBuV	dB/m	dB	dB	cm	deg	1	2462.00	104.60	-----	-----	96.41	32.42	7.86	32.09	384	31	PEAK
	Limit	Margin	Read	Ant	Cable	Preamp	APos	TPos	Remark																																																																									
Freq	Level	Line	(dB)	Level	Factor	Loss	Factor																																																																											
MHz	dBuV/m	dBuV/m	dB	dBuV	dB/m	dB	dB	cm	deg																																																																									
1	2486.74	50.19	74.00	-23.81	41.94	32.47	7.88	32.10	384	31	PEAK																																																																							
Limit	Margin	Read	Ant	Cable	Preamp	APos	TPos	Remark																																																																										
Freq	Level	Line	(dB)	Level	Factor	Loss	Factor																																																																											
MHz	dBuV/m	dBuV/m	dB	dBuV	dB/m	dB	dB	cm	deg																																																																									
1	2462.00	104.60	-----	-----	96.41	32.42	7.86	32.09	384	31	PEAK																																																																							
Avg	 <p>Level (dBuV/m) vs Frequency (MHz) plot for Horizontal polarization. The y-axis ranges from 0 to 140 dBuV/m, and the x-axis ranges from 2462 to 2500 MHz. A red horizontal line at 54.00 dB is labeled AVG_BE_54. The plot shows an average spectrum with a peak at 2486.89 MHz.</p> <table border="1"> <thead> <tr> <th>Limit</th> <th>Margin</th> <th>Read</th> <th>Ant</th> <th>Cable</th> <th>Preamp</th> <th>APos</th> <th>TPos</th> <th>Remark</th> </tr> <tr> <th>Freq</th> <th>Level</th> <th>Line</th> <th>(dB)</th> <th>Level</th> <th>Factor</th> <th>Loss</th> <th>Factor</th> <th></th> </tr> <tr> <th>MHz</th> <th>dBuV/m</th> <th>dBuV/m</th> <th>dB</th> <th>dBuV</th> <th>dB/m</th> <th>dB</th> <th>dB</th> <th>cm</th> <th>deg</th> </tr> </thead> <tbody> <tr> <td>1</td> <td>2486.89</td> <td>40.81</td> <td>54.00</td> <td>-13.19</td> <td>32.56</td> <td>32.47</td> <td>7.88</td> <td>32.10</td> <td>384</td> <td>31</td> <td>AVERAGE</td> </tr> </tbody> </table>	Limit	Margin	Read	Ant	Cable	Preamp	APos	TPos	Remark	Freq	Level	Line	(dB)	Level	Factor	Loss	Factor		MHz	dBuV/m	dBuV/m	dB	dBuV	dB/m	dB	dB	cm	deg	1	2486.89	40.81	54.00	-13.19	32.56	32.47	7.88	32.10	384	31	AVERAGE	 <p>Level (dBuV/m) vs Frequency (MHz) plot for Fundamental polarization. The y-axis ranges from 0 to 140 dBuV/m, and the x-axis ranges from 1000 to 3000 MHz. A red horizontal line at 101.90 dB is labeled AVG_54. The plot shows an average spectrum with a peak at 2462.00 MHz.</p> <table border="1"> <thead> <tr> <th>Limit</th> <th>Margin</th> <th>Read</th> <th>Ant</th> <th>Cable</th> <th>Preamp</th> <th>APos</th> <th>TPos</th> <th>Remark</th> </tr> <tr> <th>Freq</th> <th>Level</th> <th>Line</th> <th>(dB)</th> <th>Level</th> <th>Factor</th> <th>Loss</th> <th>Factor</th> <th></th> </tr> <tr> <th>MHz</th> <th>dBuV/m</th> <th>dBuV/m</th> <th>dB</th> <th>dBuV</th> <th>dB/m</th> <th>dB</th> <th>dB</th> <th>cm</th> <th>deg</th> </tr> </thead> <tbody> <tr> <td>1</td> <td>2462.00</td> <td>101.90</td> <td>-----</td> <td>-----</td> <td>93.71</td> <td>32.42</td> <td>7.86</td> <td>32.09</td> <td>384</td> <td>31</td> <td>AVERAGE</td> </tr> </tbody> </table>	Limit	Margin	Read	Ant	Cable	Preamp	APos	TPos	Remark	Freq	Level	Line	(dB)	Level	Factor	Loss	Factor		MHz	dBuV/m	dBuV/m	dB	dBuV	dB/m	dB	dB	cm	deg	1	2462.00	101.90	-----	-----	93.71	32.42	7.86	32.09	384	31	AVERAGE
Limit	Margin	Read	Ant	Cable	Preamp	APos	TPos	Remark																																																																										
Freq	Level	Line	(dB)	Level	Factor	Loss	Factor																																																																											
MHz	dBuV/m	dBuV/m	dB	dBuV	dB/m	dB	dB	cm	deg																																																																									
1	2486.89	40.81	54.00	-13.19	32.56	32.47	7.88	32.10	384	31	AVERAGE																																																																							
Limit	Margin	Read	Ant	Cable	Preamp	APos	TPos	Remark																																																																										
Freq	Level	Line	(dB)	Level	Factor	Loss	Factor																																																																											
MHz	dBuV/m	dBuV/m	dB	dBuV	dB/m	dB	dB	cm	deg																																																																									
1	2462.00	101.90	-----	-----	93.71	32.42	7.86	32.09	384	31	AVERAGE																																																																							



Mode	3																																																																																	
	Band Edge																																																																																	
	2400-2483.5_802.11b_CH11_2462MHz																																																																																	
ANT	5																																																																																	
Pol.	Vertical	Fundamental																																																																																
Peak	<p style="text-align: right;">Date: 2024-09-23</p> <table border="1"> <thead> <tr> <th>Limit</th> <th>Margin</th> <th>Read</th> <th>Ant</th> <th>Cable</th> <th>Preamp</th> <th>APos</th> <th>TPos</th> <th>Remark</th> </tr> <tr> <th>Freq</th> <th>Level</th> <th>Line</th> <th>(dB)</th> <th>Level</th> <th>Factor</th> <th>Loss</th> <th>Factor</th> <th></th> </tr> <tr> <th>MHz</th> <th>dBuV/m</th> <th>dBuV/m</th> <th>dB</th> <th>dBuV</th> <th>dB/m</th> <th>dB</th> <th>dB</th> <th>cm</th> <th>deg</th> </tr> </thead> <tbody> <tr> <td>1</td> <td>2484.42</td> <td>49.69</td> <td>74.00</td> <td>-24.31</td> <td>41.44</td> <td>32.47</td> <td>7.88</td> <td>32.10</td> <td>200</td> <td>72</td> <td>PEAK</td> </tr> </tbody> </table>	Limit	Margin	Read	Ant	Cable	Preamp	APos	TPos	Remark	Freq	Level	Line	(dB)	Level	Factor	Loss	Factor		MHz	dBuV/m	dBuV/m	dB	dBuV	dB/m	dB	dB	cm	deg	1	2484.42	49.69	74.00	-24.31	41.44	32.47	7.88	32.10	200	72	PEAK	<p style="text-align: right;">Date: 2024-09-23</p> <table border="1"> <thead> <tr> <th>Limit</th> <th>Margin</th> <th>Read</th> <th>Ant</th> <th>Cable</th> <th>Preamp</th> <th>APos</th> <th>TPos</th> <th>Remark</th> </tr> <tr> <th>Freq</th> <th>Level</th> <th>Line</th> <th>(dB)</th> <th>Level</th> <th>Factor</th> <th>Loss</th> <th>Factor</th> <th></th> </tr> <tr> <th>MHz</th> <th>dBuV/m</th> <th>dBuV/m</th> <th>dB</th> <th>dBuV</th> <th>dB/m</th> <th>dB</th> <th>dB</th> <th>cm</th> <th>deg</th> </tr> </thead> <tbody> <tr> <td>1</td> <td>2462.00</td> <td>97.40</td> <td>-----</td> <td>-----</td> <td>89.21</td> <td>32.42</td> <td>7.86</td> <td>32.09</td> <td>200</td> <td>72</td> <td>PEAK</td> </tr> </tbody> </table>	Limit	Margin	Read	Ant	Cable	Preamp	APos	TPos	Remark	Freq	Level	Line	(dB)	Level	Factor	Loss	Factor		MHz	dBuV/m	dBuV/m	dB	dBuV	dB/m	dB	dB	cm	deg	1	2462.00	97.40	-----	-----	89.21	32.42	7.86	32.09	200	72	PEAK
	Limit	Margin	Read	Ant	Cable	Preamp	APos	TPos	Remark																																																																									
Freq	Level	Line	(dB)	Level	Factor	Loss	Factor																																																																											
MHz	dBuV/m	dBuV/m	dB	dBuV	dB/m	dB	dB	cm	deg																																																																									
1	2484.42	49.69	74.00	-24.31	41.44	32.47	7.88	32.10	200	72	PEAK																																																																							
Limit	Margin	Read	Ant	Cable	Preamp	APos	TPos	Remark																																																																										
Freq	Level	Line	(dB)	Level	Factor	Loss	Factor																																																																											
MHz	dBuV/m	dBuV/m	dB	dBuV	dB/m	dB	dB	cm	deg																																																																									
1	2462.00	97.40	-----	-----	89.21	32.42	7.86	32.09	200	72	PEAK																																																																							
Avg	<p style="text-align: right;">Date: 2024-09-23</p> <table border="1"> <thead> <tr> <th>Limit</th> <th>Margin</th> <th>Read</th> <th>Ant</th> <th>Cable</th> <th>Preamp</th> <th>APos</th> <th>TPos</th> <th>Remark</th> </tr> <tr> <th>Freq</th> <th>Level</th> <th>Line</th> <th>(dB)</th> <th>Level</th> <th>Factor</th> <th>Loss</th> <th>Factor</th> <th></th> </tr> <tr> <th>MHz</th> <th>dBuV/m</th> <th>dBuV/m</th> <th>dB</th> <th>dBuV</th> <th>dB/m</th> <th>dB</th> <th>dB</th> <th>cm</th> <th>deg</th> </tr> </thead> <tbody> <tr> <td>1</td> <td>2487.23</td> <td>39.70</td> <td>54.00</td> <td>-14.30</td> <td>31.45</td> <td>32.47</td> <td>7.88</td> <td>32.10</td> <td>200</td> <td>72</td> <td>AVERAGE</td> </tr> </tbody> </table>	Limit	Margin	Read	Ant	Cable	Preamp	APos	TPos	Remark	Freq	Level	Line	(dB)	Level	Factor	Loss	Factor		MHz	dBuV/m	dBuV/m	dB	dBuV	dB/m	dB	dB	cm	deg	1	2487.23	39.70	54.00	-14.30	31.45	32.47	7.88	32.10	200	72	AVERAGE	<p style="text-align: right;">Date: 2024-09-23</p> <table border="1"> <thead> <tr> <th>Limit</th> <th>Margin</th> <th>Read</th> <th>Ant</th> <th>Cable</th> <th>Preamp</th> <th>APos</th> <th>TPos</th> <th>Remark</th> </tr> <tr> <th>Freq</th> <th>Level</th> <th>Line</th> <th>(dB)</th> <th>Level</th> <th>Factor</th> <th>Loss</th> <th>Factor</th> <th></th> </tr> <tr> <th>MHz</th> <th>dBuV/m</th> <th>dBuV/m</th> <th>dB</th> <th>dBuV</th> <th>dB/m</th> <th>dB</th> <th>dB</th> <th>cm</th> <th>deg</th> </tr> </thead> <tbody> <tr> <td>1</td> <td>2462.00</td> <td>95.19</td> <td>-----</td> <td>-----</td> <td>87.00</td> <td>32.42</td> <td>7.86</td> <td>32.09</td> <td>200</td> <td>72</td> <td>AVERAGE</td> </tr> </tbody> </table>	Limit	Margin	Read	Ant	Cable	Preamp	APos	TPos	Remark	Freq	Level	Line	(dB)	Level	Factor	Loss	Factor		MHz	dBuV/m	dBuV/m	dB	dBuV	dB/m	dB	dB	cm	deg	1	2462.00	95.19	-----	-----	87.00	32.42	7.86	32.09	200	72	AVERAGE
Limit	Margin	Read	Ant	Cable	Preamp	APos	TPos	Remark																																																																										
Freq	Level	Line	(dB)	Level	Factor	Loss	Factor																																																																											
MHz	dBuV/m	dBuV/m	dB	dBuV	dB/m	dB	dB	cm	deg																																																																									
1	2487.23	39.70	54.00	-14.30	31.45	32.47	7.88	32.10	200	72	AVERAGE																																																																							
Limit	Margin	Read	Ant	Cable	Preamp	APos	TPos	Remark																																																																										
Freq	Level	Line	(dB)	Level	Factor	Loss	Factor																																																																											
MHz	dBuV/m	dBuV/m	dB	dBuV	dB/m	dB	dB	cm	deg																																																																									
1	2462.00	95.19	-----	-----	87.00	32.42	7.86	32.09	200	72	AVERAGE																																																																							



Mode	3																																																																																																																																					
	Harmonic																																																																																																																																					
	2400-2483.5_802.11b_CH11_2462MHz																																																																																																																																					
ANT	5																																																																																																																																					
Pol.	Horizontal	Vertical																																																																																																																																				
Peak Avg	<p style="text-align: right;">Date: 2024-09-23</p> <table border="1"> <thead> <tr> <th>Limit</th> <th>Read</th> <th>Ant</th> <th>Cable</th> <th>Preamp</th> <th>Apos</th> <th>TPos</th> <th>Remark</th> </tr> <tr> <th>Freq</th> <th>Level</th> <th>Line</th> <th>Margin</th> <th>Level</th> <th>Factor</th> <th>Loss Factor</th> <th></th> </tr> <tr> <th>MHz</th> <th>dBuV/m</th> <th>dBuV/m</th> <th>dB</th> <th>dBuV</th> <th>dB/m</th> <th>dB</th> <th>cm</th> </tr> </thead> <tbody> <tr> <td>1</td> <td>4924.00</td> <td>50.45</td> <td>74.00</td> <td>-23.55</td> <td>55.99</td> <td>34.87</td> <td>11.12</td> <td>51.53</td> <td>100</td> <td>336</td> <td>Peak</td> </tr> <tr> <td>2</td> <td>4924.00</td> <td>48.48</td> <td>54.00</td> <td>-5.52</td> <td>54.02</td> <td>34.87</td> <td>11.12</td> <td>51.53</td> <td>100</td> <td>336</td> <td>Average</td> </tr> <tr> <td>3</td> <td>7386.00</td> <td>49.40</td> <td>74.00</td> <td>-24.60</td> <td>51.10</td> <td>36.35</td> <td>13.13</td> <td>51.18</td> <td>131</td> <td>357</td> <td>Peak</td> </tr> <tr> <td>4</td> <td>7386.00</td> <td>45.92</td> <td>54.00</td> <td>-8.08</td> <td>47.62</td> <td>36.35</td> <td>13.13</td> <td>51.18</td> <td>131</td> <td>357</td> <td>Average</td> </tr> </tbody> </table>	Limit	Read	Ant	Cable	Preamp	Apos	TPos	Remark	Freq	Level	Line	Margin	Level	Factor	Loss Factor		MHz	dBuV/m	dBuV/m	dB	dBuV	dB/m	dB	cm	1	4924.00	50.45	74.00	-23.55	55.99	34.87	11.12	51.53	100	336	Peak	2	4924.00	48.48	54.00	-5.52	54.02	34.87	11.12	51.53	100	336	Average	3	7386.00	49.40	74.00	-24.60	51.10	36.35	13.13	51.18	131	357	Peak	4	7386.00	45.92	54.00	-8.08	47.62	36.35	13.13	51.18	131	357	Average	<p style="text-align: right;">Date: 2024-09-23</p> <table border="1"> <thead> <tr> <th>Limit</th> <th>Read</th> <th>Ant</th> <th>Cable</th> <th>Preamp</th> <th>Apos</th> <th>TPos</th> <th>Remark</th> </tr> <tr> <th>Freq</th> <th>Level</th> <th>Line</th> <th>Margin</th> <th>Level</th> <th>Factor</th> <th>Loss Factor</th> <th></th> </tr> <tr> <th>MHz</th> <th>dBuV/m</th> <th>dBuV/m</th> <th>dB</th> <th>dBuV</th> <th>dB/m</th> <th>dB</th> <th>cm</th> </tr> </thead> <tbody> <tr> <td>1</td> <td>4924.00</td> <td>49.45</td> <td>74.00</td> <td>-24.55</td> <td>54.99</td> <td>34.87</td> <td>11.12</td> <td>51.53</td> <td>100</td> <td>148</td> <td>Peak</td> </tr> <tr> <td>2</td> <td>4924.00</td> <td>44.86</td> <td>54.00</td> <td>-9.14</td> <td>50.40</td> <td>34.87</td> <td>11.12</td> <td>51.53</td> <td>100</td> <td>148</td> <td>Average</td> </tr> <tr> <td>3</td> <td>7386.00</td> <td>48.14</td> <td>74.00</td> <td>-25.86</td> <td>49.84</td> <td>36.35</td> <td>13.13</td> <td>51.18</td> <td>---</td> <td>---</td> <td>Peak</td> </tr> </tbody> </table>	Limit	Read	Ant	Cable	Preamp	Apos	TPos	Remark	Freq	Level	Line	Margin	Level	Factor	Loss Factor		MHz	dBuV/m	dBuV/m	dB	dBuV	dB/m	dB	cm	1	4924.00	49.45	74.00	-24.55	54.99	34.87	11.12	51.53	100	148	Peak	2	4924.00	44.86	54.00	-9.14	50.40	34.87	11.12	51.53	100	148	Average	3	7386.00	48.14	74.00	-25.86	49.84	36.35	13.13	51.18	---	---	Peak
	Limit	Read	Ant	Cable	Preamp	Apos	TPos	Remark																																																																																																																														
Freq	Level	Line	Margin	Level	Factor	Loss Factor																																																																																																																																
MHz	dBuV/m	dBuV/m	dB	dBuV	dB/m	dB	cm																																																																																																																															
1	4924.00	50.45	74.00	-23.55	55.99	34.87	11.12	51.53	100	336	Peak																																																																																																																											
2	4924.00	48.48	54.00	-5.52	54.02	34.87	11.12	51.53	100	336	Average																																																																																																																											
3	7386.00	49.40	74.00	-24.60	51.10	36.35	13.13	51.18	131	357	Peak																																																																																																																											
4	7386.00	45.92	54.00	-8.08	47.62	36.35	13.13	51.18	131	357	Average																																																																																																																											
Limit	Read	Ant	Cable	Preamp	Apos	TPos	Remark																																																																																																																															
Freq	Level	Line	Margin	Level	Factor	Loss Factor																																																																																																																																
MHz	dBuV/m	dBuV/m	dB	dBuV	dB/m	dB	cm																																																																																																																															
1	4924.00	49.45	74.00	-24.55	54.99	34.87	11.12	51.53	100	148	Peak																																																																																																																											
2	4924.00	44.86	54.00	-9.14	50.40	34.87	11.12	51.53	100	148	Average																																																																																																																											
3	7386.00	48.14	74.00	-25.86	49.84	36.35	13.13	51.18	---	---	Peak																																																																																																																											



Mode	4																																																																															
	Band Edge																																																																															
	2400-2483.5_802.11g_CH01_2412MHz																																																																															
ANT	5																																																																															
Pol.	Horizontal	Fundamental																																																																														
Peak	<table border="1"> <thead> <tr> <th>Limit</th> <th>Read</th> <th>Ant</th> <th>Cable</th> <th>Preamp</th> <th>APos</th> <th>TPos</th> <th colspan="2">Remark</th> </tr> <tr> <th>Freq</th> <th>Level</th> <th>Line</th> <th>Margin</th> <th>Level</th> <th>Factor</th> <th>Loss Factor</th> <th>dB</th> <th>dB</th> </tr> <tr> <th>MHz</th> <th>dBuV/m</th> <th>dBuV/m</th> <th>dB</th> <th>dBuV</th> <th>dB/m</th> <th>dB</th> <th>dB</th> <th>cm</th> <th>deg</th> </tr> </thead> <tbody> <tr> <td>1</td> <td>2389.95</td> <td>65.51</td> <td>74.00</td> <td>-8.49</td> <td>57.57</td> <td>32.26</td> <td>7.76</td> <td>32.08</td> <td>400</td> <td>156 PEAK</td> </tr> </tbody> </table>	Limit	Read	Ant	Cable	Preamp	APos	TPos	Remark		Freq	Level	Line	Margin	Level	Factor	Loss Factor	dB	dB	MHz	dBuV/m	dBuV/m	dB	dBuV	dB/m	dB	dB	cm	deg	1	2389.95	65.51	74.00	-8.49	57.57	32.26	7.76	32.08	400	156 PEAK	<table border="1"> <thead> <tr> <th>Limit</th> <th>Read</th> <th>Ant</th> <th>Cable</th> <th>Preamp</th> <th>APos</th> <th>TPos</th> <th colspan="2">Remark</th> </tr> <tr> <th>Freq</th> <th>Level</th> <th>Line</th> <th>Margin</th> <th>Level</th> <th>Factor</th> <th>Loss Factor</th> <th>dB</th> <th>dB</th> </tr> <tr> <th>MHz</th> <th>dBuV/m</th> <th>dBuV/m</th> <th>dB</th> <th>dBuV</th> <th>dB/m</th> <th>dB</th> <th>dB</th> <th>cm</th> <th>deg</th> </tr> </thead> <tbody> <tr> <td>1</td> <td>2412.00</td> <td>106.38</td> <td>-----</td> <td>-----</td> <td>98.36</td> <td>32.30</td> <td>7.80</td> <td>32.08</td> <td>400</td> <td>156 PEAK</td> </tr> </tbody> </table>	Limit	Read	Ant	Cable	Preamp	APos	TPos	Remark		Freq	Level	Line	Margin	Level	Factor	Loss Factor	dB	dB	MHz	dBuV/m	dBuV/m	dB	dBuV	dB/m	dB	dB	cm	deg	1	2412.00	106.38	-----	-----	98.36	32.30	7.80	32.08	400	156 PEAK
	Limit	Read	Ant	Cable	Preamp	APos	TPos	Remark																																																																								
Freq	Level	Line	Margin	Level	Factor	Loss Factor	dB	dB																																																																								
MHz	dBuV/m	dBuV/m	dB	dBuV	dB/m	dB	dB	cm	deg																																																																							
1	2389.95	65.51	74.00	-8.49	57.57	32.26	7.76	32.08	400	156 PEAK																																																																						
Limit	Read	Ant	Cable	Preamp	APos	TPos	Remark																																																																									
Freq	Level	Line	Margin	Level	Factor	Loss Factor	dB	dB																																																																								
MHz	dBuV/m	dBuV/m	dB	dBuV	dB/m	dB	dB	cm	deg																																																																							
1	2412.00	106.38	-----	-----	98.36	32.30	7.80	32.08	400	156 PEAK																																																																						
Avg	<table border="1"> <thead> <tr> <th>Limit</th> <th>Read</th> <th>Ant</th> <th>Cable</th> <th>Preamp</th> <th>APos</th> <th>TPos</th> <th colspan="2">Remark</th> </tr> <tr> <th>Freq</th> <th>Level</th> <th>Line</th> <th>Margin</th> <th>Level</th> <th>Factor</th> <th>Loss Factor</th> <th>dB</th> <th>dB</th> </tr> <tr> <th>MHz</th> <th>dBuV/m</th> <th>dBuV/m</th> <th>dB</th> <th>dBuV</th> <th>dB/m</th> <th>dB</th> <th>dB</th> <th>cm</th> <th>deg</th> </tr> </thead> <tbody> <tr> <td>1</td> <td>2389.82</td> <td>50.28</td> <td>54.00</td> <td>-3.72</td> <td>42.34</td> <td>32.26</td> <td>7.76</td> <td>32.08</td> <td>400</td> <td>156 AVERAGE</td> </tr> </tbody> </table>	Limit	Read	Ant	Cable	Preamp	APos	TPos	Remark		Freq	Level	Line	Margin	Level	Factor	Loss Factor	dB	dB	MHz	dBuV/m	dBuV/m	dB	dBuV	dB/m	dB	dB	cm	deg	1	2389.82	50.28	54.00	-3.72	42.34	32.26	7.76	32.08	400	156 AVERAGE	<table border="1"> <thead> <tr> <th>Limit</th> <th>Read</th> <th>Ant</th> <th>Cable</th> <th>Preamp</th> <th>APos</th> <th>TPos</th> <th colspan="2">Remark</th> </tr> <tr> <th>Freq</th> <th>Level</th> <th>Line</th> <th>Margin</th> <th>Level</th> <th>Factor</th> <th>Loss Factor</th> <th>dB</th> <th>dB</th> </tr> <tr> <th>MHz</th> <th>dBuV/m</th> <th>dBuV/m</th> <th>dB</th> <th>dBuV</th> <th>dB/m</th> <th>dB</th> <th>dB</th> <th>cm</th> <th>deg</th> </tr> </thead> <tbody> <tr> <td>1</td> <td>2412.00</td> <td>98.63</td> <td>-----</td> <td>-----</td> <td>90.59</td> <td>32.31</td> <td>7.81</td> <td>32.08</td> <td>400</td> <td>156 AVERAGE</td> </tr> </tbody> </table>	Limit	Read	Ant	Cable	Preamp	APos	TPos	Remark		Freq	Level	Line	Margin	Level	Factor	Loss Factor	dB	dB	MHz	dBuV/m	dBuV/m	dB	dBuV	dB/m	dB	dB	cm	deg	1	2412.00	98.63	-----	-----	90.59	32.31	7.81	32.08	400	156 AVERAGE
Limit	Read	Ant	Cable	Preamp	APos	TPos	Remark																																																																									
Freq	Level	Line	Margin	Level	Factor	Loss Factor	dB	dB																																																																								
MHz	dBuV/m	dBuV/m	dB	dBuV	dB/m	dB	dB	cm	deg																																																																							
1	2389.82	50.28	54.00	-3.72	42.34	32.26	7.76	32.08	400	156 AVERAGE																																																																						
Limit	Read	Ant	Cable	Preamp	APos	TPos	Remark																																																																									
Freq	Level	Line	Margin	Level	Factor	Loss Factor	dB	dB																																																																								
MHz	dBuV/m	dBuV/m	dB	dBuV	dB/m	dB	dB	cm	deg																																																																							
1	2412.00	98.63	-----	-----	90.59	32.31	7.81	32.08	400	156 AVERAGE																																																																						



Mode	4																																																																															
	Band Edge																																																																															
	2400-2483.5_802.11g_CH01_2412MHz																																																																															
ANT	5																																																																															
Pol.	Vertical	Fundamental																																																																														
Peak	<table border="1"> <thead> <tr> <th>Limit</th> <th>Read</th> <th>Ant</th> <th>Cable</th> <th>Preamp</th> <th>APos</th> <th>TPos</th> <th colspan="2">Remark</th> </tr> <tr> <th>Freq</th> <th>Level</th> <th>Line</th> <th>Margin</th> <th>Level</th> <th>Factor</th> <th>Loss Factor</th> <th>dB</th> <th>deg</th> </tr> <tr> <th>MHz</th> <th>dBuV/m</th> <th>dBuV/m</th> <th>dB</th> <th>dBuV</th> <th>dB/m</th> <th>dB</th> <th>dB</th> <th>cm</th> </tr> </thead> <tbody> <tr> <td>1</td> <td>2389.82</td> <td>58.77</td> <td>74.00</td> <td>-15.23</td> <td>50.83</td> <td>32.26</td> <td>7.76</td> <td>32.08</td> <td>291</td> <td>93</td> <td>PEAK</td> </tr> </tbody> </table>	Limit	Read	Ant	Cable	Preamp	APos	TPos	Remark		Freq	Level	Line	Margin	Level	Factor	Loss Factor	dB	deg	MHz	dBuV/m	dBuV/m	dB	dBuV	dB/m	dB	dB	cm	1	2389.82	58.77	74.00	-15.23	50.83	32.26	7.76	32.08	291	93	PEAK	<table border="1"> <thead> <tr> <th>Limit</th> <th>Read</th> <th>Ant</th> <th>Cable</th> <th>Preamp</th> <th>APos</th> <th>TPos</th> <th colspan="2">Remark</th> </tr> <tr> <th>Freq</th> <th>Level</th> <th>Line</th> <th>Margin</th> <th>Level</th> <th>Factor</th> <th>Loss Factor</th> <th>dB</th> <th>deg</th> </tr> <tr> <th>MHz</th> <th>dBuV/m</th> <th>dBuV/m</th> <th>dB</th> <th>dBuV</th> <th>dB/m</th> <th>dB</th> <th>dB</th> <th>cm</th> </tr> </thead> <tbody> <tr> <td>1</td> <td>2412.00</td> <td>99.72</td> <td>-----</td> <td>-----</td> <td>91.70</td> <td>32.30</td> <td>7.80</td> <td>32.08</td> <td>291</td> <td>93</td> <td>PEAK</td> </tr> </tbody> </table>	Limit	Read	Ant	Cable	Preamp	APos	TPos	Remark		Freq	Level	Line	Margin	Level	Factor	Loss Factor	dB	deg	MHz	dBuV/m	dBuV/m	dB	dBuV	dB/m	dB	dB	cm	1	2412.00	99.72	-----	-----	91.70	32.30	7.80	32.08	291	93	PEAK
	Limit	Read	Ant	Cable	Preamp	APos	TPos	Remark																																																																								
Freq	Level	Line	Margin	Level	Factor	Loss Factor	dB	deg																																																																								
MHz	dBuV/m	dBuV/m	dB	dBuV	dB/m	dB	dB	cm																																																																								
1	2389.82	58.77	74.00	-15.23	50.83	32.26	7.76	32.08	291	93	PEAK																																																																					
Limit	Read	Ant	Cable	Preamp	APos	TPos	Remark																																																																									
Freq	Level	Line	Margin	Level	Factor	Loss Factor	dB	deg																																																																								
MHz	dBuV/m	dBuV/m	dB	dBuV	dB/m	dB	dB	cm																																																																								
1	2412.00	99.72	-----	-----	91.70	32.30	7.80	32.08	291	93	PEAK																																																																					
Avg	<table border="1"> <thead> <tr> <th>Limit</th> <th>Read</th> <th>Ant</th> <th>Cable</th> <th>Preamp</th> <th>APos</th> <th>TPos</th> <th colspan="2">Remark</th> </tr> <tr> <th>Freq</th> <th>Level</th> <th>Line</th> <th>Margin</th> <th>Level</th> <th>Factor</th> <th>Loss Factor</th> <th>dB</th> <th>deg</th> </tr> <tr> <th>MHz</th> <th>dBuV/m</th> <th>dBuV/m</th> <th>dB</th> <th>dBuV</th> <th>dB/m</th> <th>dB</th> <th>dB</th> <th>cm</th> </tr> </thead> <tbody> <tr> <td>1</td> <td>2389.95</td> <td>45.09</td> <td>54.00</td> <td>-8.91</td> <td>37.15</td> <td>32.26</td> <td>7.76</td> <td>32.08</td> <td>291</td> <td>93</td> <td>AVERAGE</td> </tr> </tbody> </table>	Limit	Read	Ant	Cable	Preamp	APos	TPos	Remark		Freq	Level	Line	Margin	Level	Factor	Loss Factor	dB	deg	MHz	dBuV/m	dBuV/m	dB	dBuV	dB/m	dB	dB	cm	1	2389.95	45.09	54.00	-8.91	37.15	32.26	7.76	32.08	291	93	AVERAGE	<table border="1"> <thead> <tr> <th>Limit</th> <th>Read</th> <th>Ant</th> <th>Cable</th> <th>Preamp</th> <th>APos</th> <th>TPos</th> <th colspan="2">Remark</th> </tr> <tr> <th>Freq</th> <th>Level</th> <th>Line</th> <th>Margin</th> <th>Level</th> <th>Factor</th> <th>Loss Factor</th> <th>dB</th> <th>deg</th> </tr> <tr> <th>MHz</th> <th>dBuV/m</th> <th>dBuV/m</th> <th>dB</th> <th>dBuV</th> <th>dB/m</th> <th>dB</th> <th>dB</th> <th>cm</th> </tr> </thead> <tbody> <tr> <td>1</td> <td>2412.00</td> <td>92.05</td> <td>-----</td> <td>-----</td> <td>84.02</td> <td>32.30</td> <td>7.81</td> <td>32.08</td> <td>291</td> <td>93</td> <td>AVERAGE</td> </tr> </tbody> </table>	Limit	Read	Ant	Cable	Preamp	APos	TPos	Remark		Freq	Level	Line	Margin	Level	Factor	Loss Factor	dB	deg	MHz	dBuV/m	dBuV/m	dB	dBuV	dB/m	dB	dB	cm	1	2412.00	92.05	-----	-----	84.02	32.30	7.81	32.08	291	93	AVERAGE
Limit	Read	Ant	Cable	Preamp	APos	TPos	Remark																																																																									
Freq	Level	Line	Margin	Level	Factor	Loss Factor	dB	deg																																																																								
MHz	dBuV/m	dBuV/m	dB	dBuV	dB/m	dB	dB	cm																																																																								
1	2389.95	45.09	54.00	-8.91	37.15	32.26	7.76	32.08	291	93	AVERAGE																																																																					
Limit	Read	Ant	Cable	Preamp	APos	TPos	Remark																																																																									
Freq	Level	Line	Margin	Level	Factor	Loss Factor	dB	deg																																																																								
MHz	dBuV/m	dBuV/m	dB	dBuV	dB/m	dB	dB	cm																																																																								
1	2412.00	92.05	-----	-----	84.02	32.30	7.81	32.08	291	93	AVERAGE																																																																					



Mode	4																																																																								
	Harmonic																																																																								
	2400-2483.5_802.11g_CH01_2412MHz																																																																								
ANT	5																																																																								
Pol.	Horizontal	Vertical																																																																							
Peak Avg																																																																									
	<table border="1"> <thead> <tr> <th>Limit</th> <th>Read</th> <th>Ant</th> <th>Cable</th> <th>Preamp</th> <th>APos</th> <th>TPos</th> <th>Remark</th> </tr> <tr> <th>Freq</th> <th>Level</th> <th>Line</th> <th>Margin</th> <th>Level</th> <th>Factor</th> <th>Loss</th> <th>Factor</th> </tr> <tr> <th>MHz</th> <th>dBuV/m</th> <th>dBuV/m</th> <th>dB</th> <th>dBuV</th> <th>dB/m</th> <th>dB</th> <th>dB</th> </tr> </thead> <tbody> <tr> <td>1</td> <td>4824.00</td> <td>45.55</td> <td>74.00</td> <td>-28.45</td> <td>51.21</td> <td>34.83</td> <td>11.08</td> <td>51.57</td> <td>---</td> <td>---</td> <td>Peak</td> </tr> </tbody> </table>	Limit	Read	Ant	Cable	Preamp	APos	TPos	Remark	Freq	Level	Line	Margin	Level	Factor	Loss	Factor	MHz	dBuV/m	dBuV/m	dB	dBuV	dB/m	dB	dB	1	4824.00	45.55	74.00	-28.45	51.21	34.83	11.08	51.57	---	---	Peak	<table border="1"> <thead> <tr> <th>Limit</th> <th>Read</th> <th>Ant</th> <th>Cable</th> <th>Preamp</th> <th>APos</th> <th>TPos</th> <th>Remark</th> </tr> <tr> <th>Freq</th> <th>Level</th> <th>Line</th> <th>Margin</th> <th>Level</th> <th>Factor</th> <th>Loss</th> <th>Factor</th> </tr> <tr> <th>MHz</th> <th>dBuV/m</th> <th>dBuV/m</th> <th>dB</th> <th>dBuV</th> <th>dB/m</th> <th>dB</th> <th>dB</th> </tr> </thead> <tbody> <tr> <td>1</td> <td>4824.00</td> <td>45.30</td> <td>74.00</td> <td>-28.70</td> <td>50.96</td> <td>34.83</td> <td>11.08</td> <td>51.57</td> <td>---</td> <td>---</td> <td>Peak</td> </tr> </tbody> </table>	Limit	Read	Ant	Cable	Preamp	APos	TPos	Remark	Freq	Level	Line	Margin	Level	Factor	Loss	Factor	MHz	dBuV/m	dBuV/m	dB	dBuV	dB/m	dB	dB	1	4824.00	45.30	74.00	-28.70	50.96	34.83	11.08	51.57	---	---
Limit	Read	Ant	Cable	Preamp	APos	TPos	Remark																																																																		
Freq	Level	Line	Margin	Level	Factor	Loss	Factor																																																																		
MHz	dBuV/m	dBuV/m	dB	dBuV	dB/m	dB	dB																																																																		
1	4824.00	45.55	74.00	-28.45	51.21	34.83	11.08	51.57	---	---	Peak																																																														
Limit	Read	Ant	Cable	Preamp	APos	TPos	Remark																																																																		
Freq	Level	Line	Margin	Level	Factor	Loss	Factor																																																																		
MHz	dBuV/m	dBuV/m	dB	dBuV	dB/m	dB	dB																																																																		
1	4824.00	45.30	74.00	-28.70	50.96	34.83	11.08	51.57	---	---	Peak																																																														



Mode	5																																																																																																						
	Harmonic																																																																																																						
	2400-2483.5_802.11g_CH06_2437MHz																																																																																																						
ANT	5																																																																																																						
Pol.	Horizontal	Vertical																																																																																																					
Peak Avg	<p>Date: 2024-09-23</p>	<p>Date: 2024-09-23</p>																																																																																																					
	<table border="1"> <thead> <tr> <th>Limit</th> <th>Read</th> <th>Ant</th> <th>Cable</th> <th>Preamp</th> <th>APos</th> <th>TPos</th> <th></th> </tr> <tr> <th>Freq</th> <th>Level</th> <th>Line</th> <th>Margin</th> <th>Level</th> <th>Factor</th> <th>Loss</th> <th>Factor</th> <th>Remark</th> </tr> <tr> <th>MHz</th> <th>dBuV/m</th> <th>dBuV/m</th> <th>dB</th> <th>dBuV</th> <th>dB/m</th> <th>dB</th> <th>dB</th> <th>cm</th> <th>deg</th> </tr> </thead> <tbody> <tr> <td>1</td> <td>4874.00</td> <td>44.87</td> <td>74.00</td> <td>-29.13</td> <td>50.47</td> <td>34.85</td> <td>11.10</td> <td>51.55</td> <td>---</td> <td>---</td> <td>Peak</td> </tr> <tr> <td>2</td> <td>7311.00</td> <td>46.45</td> <td>74.00</td> <td>-27.55</td> <td>48.21</td> <td>36.32</td> <td>13.08</td> <td>51.16</td> <td>---</td> <td>---</td> <td>Peak</td> </tr> </tbody> </table>	Limit	Read	Ant	Cable	Preamp	APos	TPos		Freq	Level	Line	Margin	Level	Factor	Loss	Factor	Remark	MHz	dBuV/m	dBuV/m	dB	dBuV	dB/m	dB	dB	cm	deg	1	4874.00	44.87	74.00	-29.13	50.47	34.85	11.10	51.55	---	---	Peak	2	7311.00	46.45	74.00	-27.55	48.21	36.32	13.08	51.16	---	---	Peak	<table border="1"> <thead> <tr> <th>Limit</th> <th>Read</th> <th>Ant</th> <th>Cable</th> <th>Preamp</th> <th>APos</th> <th>TPos</th> <th></th> </tr> <tr> <th>Freq</th> <th>Level</th> <th>Line</th> <th>Margin</th> <th>Level</th> <th>Factor</th> <th>Loss</th> <th>Factor</th> <th>Remark</th> </tr> <tr> <th>MHz</th> <th>dBuV/m</th> <th>dBuV/m</th> <th>dB</th> <th>dBuV</th> <th>dB/m</th> <th>dB</th> <th>dB</th> <th>cm</th> <th>deg</th> </tr> </thead> <tbody> <tr> <td>1</td> <td>4874.00</td> <td>44.95</td> <td>74.00</td> <td>-29.05</td> <td>50.55</td> <td>34.85</td> <td>11.10</td> <td>51.55</td> <td>---</td> <td>---</td> <td>Peak</td> </tr> <tr> <td>2</td> <td>7311.00</td> <td>46.10</td> <td>74.00</td> <td>-27.90</td> <td>47.86</td> <td>36.32</td> <td>13.08</td> <td>51.16</td> <td>---</td> <td>---</td> <td>Peak</td> </tr> </tbody> </table>	Limit	Read	Ant	Cable	Preamp	APos	TPos		Freq	Level	Line	Margin	Level	Factor	Loss	Factor	Remark	MHz	dBuV/m	dBuV/m	dB	dBuV	dB/m	dB	dB	cm	deg	1	4874.00	44.95	74.00	-29.05	50.55	34.85	11.10	51.55	---	---	Peak	2	7311.00	46.10	74.00	-27.90	47.86	36.32	13.08	51.16	---	---
Limit	Read	Ant	Cable	Preamp	APos	TPos																																																																																																	
Freq	Level	Line	Margin	Level	Factor	Loss	Factor	Remark																																																																																															
MHz	dBuV/m	dBuV/m	dB	dBuV	dB/m	dB	dB	cm	deg																																																																																														
1	4874.00	44.87	74.00	-29.13	50.47	34.85	11.10	51.55	---	---	Peak																																																																																												
2	7311.00	46.45	74.00	-27.55	48.21	36.32	13.08	51.16	---	---	Peak																																																																																												
Limit	Read	Ant	Cable	Preamp	APos	TPos																																																																																																	
Freq	Level	Line	Margin	Level	Factor	Loss	Factor	Remark																																																																																															
MHz	dBuV/m	dBuV/m	dB	dBuV	dB/m	dB	dB	cm	deg																																																																																														
1	4874.00	44.95	74.00	-29.05	50.55	34.85	11.10	51.55	---	---	Peak																																																																																												
2	7311.00	46.10	74.00	-27.90	47.86	36.32	13.08	51.16	---	---	Peak																																																																																												



Mode	6																																																																															
	Band Edge																																																																															
	2400-2483.5_802.11g_CH11_2462MHz																																																																															
ANT	5																																																																															
Pol.	Horizontal	Fundamental																																																																														
Peak	<table border="1"> <thead> <tr> <th>Limit</th> <th>Read</th> <th>Ant</th> <th>Cable</th> <th>Preamp</th> <th>APos</th> <th>TPos</th> </tr> <tr> <th>Freq</th> <th>Level</th> <th>Line</th> <th>Margin</th> <th>Level</th> <th>Factor</th> <th>Loss Factor</th> <th>cm</th> <th>deg</th> <th>Remark</th> </tr> </thead> <tbody> <tr> <td>MHz</td> <td>dBuV/m</td> <td>dBuV/m</td> <td>dB</td> <td>dBuV</td> <td>dB/m</td> <td>dB</td> <td>dB</td> <td>cm</td> <td>deg</td> <td>Remark</td> </tr> <tr> <td>1</td> <td>2483.51</td> <td>67.76</td> <td>74.00</td> <td>-6.24</td> <td>59.52</td> <td>32.46</td> <td>7.88</td> <td>32.10</td> <td>366</td> <td>151 PEAK</td> </tr> </tbody> </table>	Limit	Read	Ant	Cable	Preamp	APos	TPos	Freq	Level	Line	Margin	Level	Factor	Loss Factor	cm	deg	Remark	MHz	dBuV/m	dBuV/m	dB	dBuV	dB/m	dB	dB	cm	deg	Remark	1	2483.51	67.76	74.00	-6.24	59.52	32.46	7.88	32.10	366	151 PEAK	<table border="1"> <thead> <tr> <th>Limit</th> <th>Read</th> <th>Ant</th> <th>Cable</th> <th>Preamp</th> <th>APos</th> <th>TPos</th> </tr> <tr> <th>Freq</th> <th>Level</th> <th>Line</th> <th>Margin</th> <th>Level</th> <th>Factor</th> <th>Loss Factor</th> <th>cm</th> <th>deg</th> <th>Remark</th> </tr> </thead> <tbody> <tr> <td>MHz</td> <td>dBuV/m</td> <td>dBuV/m</td> <td>dB</td> <td>dBuV</td> <td>dB/m</td> <td>dB</td> <td>dB</td> <td>cm</td> <td>deg</td> <td>Remark</td> </tr> <tr> <td>1</td> <td>2462.00</td> <td>104.79</td> <td>-----</td> <td>-----</td> <td>96.59</td> <td>32.43</td> <td>7.86</td> <td>32.09</td> <td>366</td> <td>151 PEAK</td> </tr> </tbody> </table>	Limit	Read	Ant	Cable	Preamp	APos	TPos	Freq	Level	Line	Margin	Level	Factor	Loss Factor	cm	deg	Remark	MHz	dBuV/m	dBuV/m	dB	dBuV	dB/m	dB	dB	cm	deg	Remark	1	2462.00	104.79	-----	-----	96.59	32.43	7.86	32.09	366	151 PEAK
	Limit	Read	Ant	Cable	Preamp	APos	TPos																																																																									
Freq	Level	Line	Margin	Level	Factor	Loss Factor	cm	deg	Remark																																																																							
MHz	dBuV/m	dBuV/m	dB	dBuV	dB/m	dB	dB	cm	deg	Remark																																																																						
1	2483.51	67.76	74.00	-6.24	59.52	32.46	7.88	32.10	366	151 PEAK																																																																						
Limit	Read	Ant	Cable	Preamp	APos	TPos																																																																										
Freq	Level	Line	Margin	Level	Factor	Loss Factor	cm	deg	Remark																																																																							
MHz	dBuV/m	dBuV/m	dB	dBuV	dB/m	dB	dB	cm	deg	Remark																																																																						
1	2462.00	104.79	-----	-----	96.59	32.43	7.86	32.09	366	151 PEAK																																																																						
Avg	<table border="1"> <thead> <tr> <th>Limit</th> <th>Read</th> <th>Ant</th> <th>Cable</th> <th>Preamp</th> <th>APos</th> <th>TPos</th> </tr> <tr> <th>Freq</th> <th>Level</th> <th>Line</th> <th>Margin</th> <th>Level</th> <th>Factor</th> <th>Loss Factor</th> <th>cm</th> <th>deg</th> <th>Remark</th> </tr> </thead> <tbody> <tr> <td>MHz</td> <td>dBuV/m</td> <td>dBuV/m</td> <td>dB</td> <td>dBuV</td> <td>dB/m</td> <td>dB</td> <td>dB</td> <td>cm</td> <td>deg</td> <td>Remark</td> </tr> <tr> <td>1</td> <td>2483.51</td> <td>50.90</td> <td>54.00</td> <td>-3.10</td> <td>42.66</td> <td>32.46</td> <td>7.88</td> <td>32.10</td> <td>366</td> <td>151 AVERAGE</td> </tr> </tbody> </table>	Limit	Read	Ant	Cable	Preamp	APos	TPos	Freq	Level	Line	Margin	Level	Factor	Loss Factor	cm	deg	Remark	MHz	dBuV/m	dBuV/m	dB	dBuV	dB/m	dB	dB	cm	deg	Remark	1	2483.51	50.90	54.00	-3.10	42.66	32.46	7.88	32.10	366	151 AVERAGE	<table border="1"> <thead> <tr> <th>Limit</th> <th>Read</th> <th>Ant</th> <th>Cable</th> <th>Preamp</th> <th>APos</th> <th>TPos</th> </tr> <tr> <th>Freq</th> <th>Level</th> <th>Line</th> <th>Margin</th> <th>Level</th> <th>Factor</th> <th>Loss Factor</th> <th>cm</th> <th>deg</th> <th>Remark</th> </tr> </thead> <tbody> <tr> <td>MHz</td> <td>dBuV/m</td> <td>dBuV/m</td> <td>dB</td> <td>dBuV</td> <td>dB/m</td> <td>dB</td> <td>dB</td> <td>cm</td> <td>deg</td> <td>Remark</td> </tr> <tr> <td>1</td> <td>2462.00</td> <td>97.60</td> <td>-----</td> <td>-----</td> <td>89.41</td> <td>32.42</td> <td>7.86</td> <td>32.09</td> <td>366</td> <td>151 AVERAGE</td> </tr> </tbody> </table>	Limit	Read	Ant	Cable	Preamp	APos	TPos	Freq	Level	Line	Margin	Level	Factor	Loss Factor	cm	deg	Remark	MHz	dBuV/m	dBuV/m	dB	dBuV	dB/m	dB	dB	cm	deg	Remark	1	2462.00	97.60	-----	-----	89.41	32.42	7.86	32.09	366	151 AVERAGE
Limit	Read	Ant	Cable	Preamp	APos	TPos																																																																										
Freq	Level	Line	Margin	Level	Factor	Loss Factor	cm	deg	Remark																																																																							
MHz	dBuV/m	dBuV/m	dB	dBuV	dB/m	dB	dB	cm	deg	Remark																																																																						
1	2483.51	50.90	54.00	-3.10	42.66	32.46	7.88	32.10	366	151 AVERAGE																																																																						
Limit	Read	Ant	Cable	Preamp	APos	TPos																																																																										
Freq	Level	Line	Margin	Level	Factor	Loss Factor	cm	deg	Remark																																																																							
MHz	dBuV/m	dBuV/m	dB	dBuV	dB/m	dB	dB	cm	deg	Remark																																																																						
1	2462.00	97.60	-----	-----	89.41	32.42	7.86	32.09	366	151 AVERAGE																																																																						

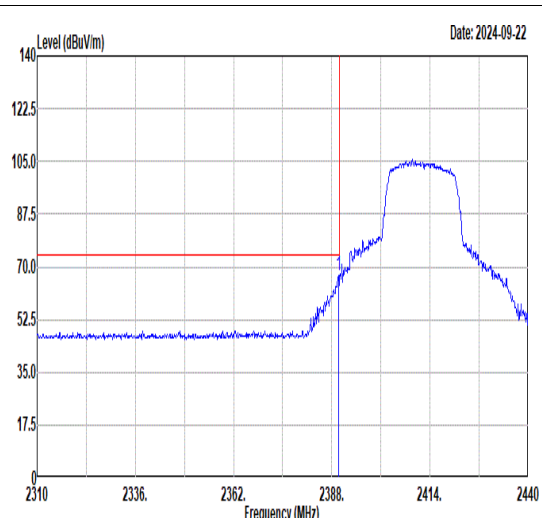
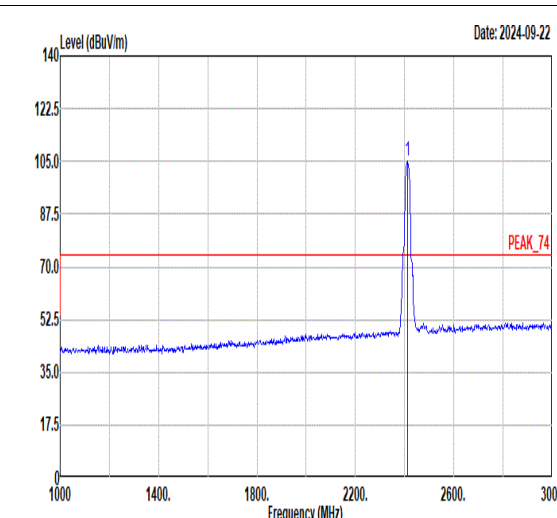
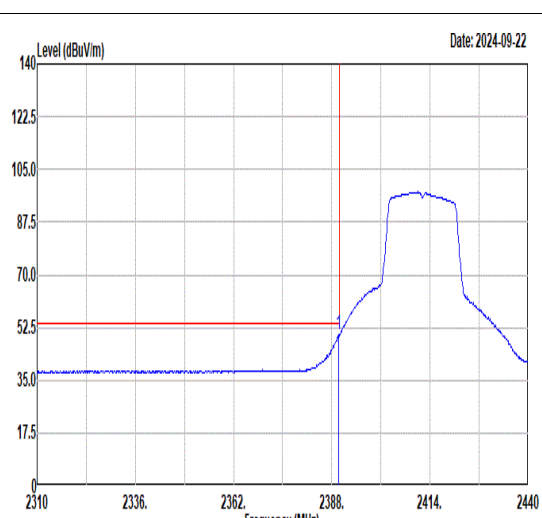
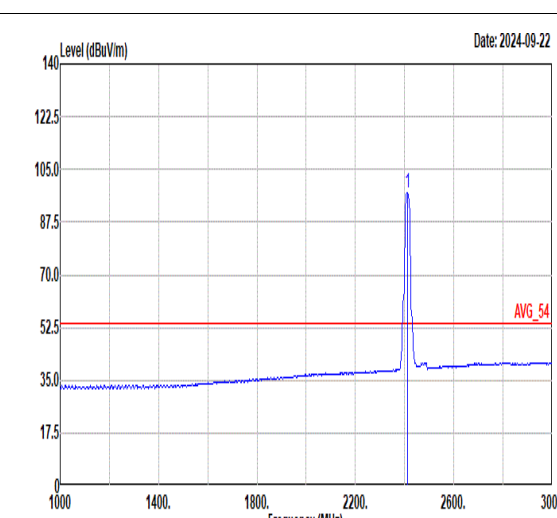


Mode	6																																																																															
	Band Edge																																																																															
	2400-2483.5_802.11g_CH11_2462MHz																																																																															
ANT	5																																																																															
Pol.	Vertical	Fundamental																																																																														
Peak	<table border="1"> <thead> <tr> <th>Limit</th> <th>Read</th> <th>Ant</th> <th>Cable</th> <th>Preamp</th> <th>APos</th> <th>TPos</th> </tr> <tr> <th>Freq</th> <th>Level</th> <th>Line</th> <th>Margin</th> <th>Level</th> <th>Factor</th> <th>Loss Factor</th> <th>cm</th> <th>deg</th> <th>Remark</th> </tr> </thead> <tbody> <tr> <td>MHz</td> <td>dBuV/m</td> <td>dBuV/m</td> <td>dB</td> <td>dBuV</td> <td>dB/m</td> <td>dB</td> <td>dB</td> <td>cm</td> <td>deg</td> <td>Remark</td> </tr> <tr> <td>1</td> <td>2483.96</td> <td>61.09</td> <td>74.00</td> <td>-12.91</td> <td>52.85</td> <td>32.46</td> <td>7.88</td> <td>32.10</td> <td>200</td> <td>83 PEAK</td> </tr> </tbody> </table>	Limit	Read	Ant	Cable	Preamp	APos	TPos	Freq	Level	Line	Margin	Level	Factor	Loss Factor	cm	deg	Remark	MHz	dBuV/m	dBuV/m	dB	dBuV	dB/m	dB	dB	cm	deg	Remark	1	2483.96	61.09	74.00	-12.91	52.85	32.46	7.88	32.10	200	83 PEAK	<table border="1"> <thead> <tr> <th>Limit</th> <th>Read</th> <th>Ant</th> <th>Cable</th> <th>Preamp</th> <th>APos</th> <th>TPos</th> </tr> <tr> <th>Freq</th> <th>Level</th> <th>Line</th> <th>Margin</th> <th>Level</th> <th>Factor</th> <th>Loss Factor</th> <th>cm</th> <th>deg</th> <th>Remark</th> </tr> </thead> <tbody> <tr> <td>MHz</td> <td>dBuV/m</td> <td>dBuV/m</td> <td>dB</td> <td>dBuV</td> <td>dB/m</td> <td>dB</td> <td>dB</td> <td>cm</td> <td>deg</td> <td>Remark</td> </tr> <tr> <td>1</td> <td>2462.00</td> <td>98.81</td> <td>-----</td> <td>-----</td> <td>90.61</td> <td>32.43</td> <td>7.86</td> <td>32.09</td> <td>200</td> <td>83 PEAK</td> </tr> </tbody> </table>	Limit	Read	Ant	Cable	Preamp	APos	TPos	Freq	Level	Line	Margin	Level	Factor	Loss Factor	cm	deg	Remark	MHz	dBuV/m	dBuV/m	dB	dBuV	dB/m	dB	dB	cm	deg	Remark	1	2462.00	98.81	-----	-----	90.61	32.43	7.86	32.09	200	83 PEAK
	Limit	Read	Ant	Cable	Preamp	APos	TPos																																																																									
Freq	Level	Line	Margin	Level	Factor	Loss Factor	cm	deg	Remark																																																																							
MHz	dBuV/m	dBuV/m	dB	dBuV	dB/m	dB	dB	cm	deg	Remark																																																																						
1	2483.96	61.09	74.00	-12.91	52.85	32.46	7.88	32.10	200	83 PEAK																																																																						
Limit	Read	Ant	Cable	Preamp	APos	TPos																																																																										
Freq	Level	Line	Margin	Level	Factor	Loss Factor	cm	deg	Remark																																																																							
MHz	dBuV/m	dBuV/m	dB	dBuV	dB/m	dB	dB	cm	deg	Remark																																																																						
1	2462.00	98.81	-----	-----	90.61	32.43	7.86	32.09	200	83 PEAK																																																																						
Avg	<table border="1"> <thead> <tr> <th>Limit</th> <th>Read</th> <th>Ant</th> <th>Cable</th> <th>Preamp</th> <th>APos</th> <th>TPos</th> </tr> <tr> <th>Freq</th> <th>Level</th> <th>Line</th> <th>Margin</th> <th>Level</th> <th>Factor</th> <th>Loss Factor</th> <th>cm</th> <th>deg</th> <th>Remark</th> </tr> </thead> <tbody> <tr> <td>MHz</td> <td>dBuV/m</td> <td>dBuV/m</td> <td>dB</td> <td>dBuV</td> <td>dB/m</td> <td>dB</td> <td>dB</td> <td>cm</td> <td>deg</td> <td>Remark</td> </tr> <tr> <td>1</td> <td>2483.58</td> <td>45.47</td> <td>54.00</td> <td>-8.53</td> <td>37.23</td> <td>32.46</td> <td>7.88</td> <td>32.10</td> <td>200</td> <td>83 AVERAGE</td> </tr> </tbody> </table>	Limit	Read	Ant	Cable	Preamp	APos	TPos	Freq	Level	Line	Margin	Level	Factor	Loss Factor	cm	deg	Remark	MHz	dBuV/m	dBuV/m	dB	dBuV	dB/m	dB	dB	cm	deg	Remark	1	2483.58	45.47	54.00	-8.53	37.23	32.46	7.88	32.10	200	83 AVERAGE	<table border="1"> <thead> <tr> <th>Limit</th> <th>Read</th> <th>Ant</th> <th>Cable</th> <th>Preamp</th> <th>APos</th> <th>TPos</th> </tr> <tr> <th>Freq</th> <th>Level</th> <th>Line</th> <th>Margin</th> <th>Level</th> <th>Factor</th> <th>Loss Factor</th> <th>cm</th> <th>deg</th> <th>Remark</th> </tr> </thead> <tbody> <tr> <td>MHz</td> <td>dBuV/m</td> <td>dBuV/m</td> <td>dB</td> <td>dBuV</td> <td>dB/m</td> <td>dB</td> <td>dB</td> <td>cm</td> <td>deg</td> <td>Remark</td> </tr> <tr> <td>1</td> <td>2462.00</td> <td>91.26</td> <td>-----</td> <td>-----</td> <td>83.07</td> <td>32.42</td> <td>7.86</td> <td>32.09</td> <td>200</td> <td>83 AVERAGE</td> </tr> </tbody> </table>	Limit	Read	Ant	Cable	Preamp	APos	TPos	Freq	Level	Line	Margin	Level	Factor	Loss Factor	cm	deg	Remark	MHz	dBuV/m	dBuV/m	dB	dBuV	dB/m	dB	dB	cm	deg	Remark	1	2462.00	91.26	-----	-----	83.07	32.42	7.86	32.09	200	83 AVERAGE
Limit	Read	Ant	Cable	Preamp	APos	TPos																																																																										
Freq	Level	Line	Margin	Level	Factor	Loss Factor	cm	deg	Remark																																																																							
MHz	dBuV/m	dBuV/m	dB	dBuV	dB/m	dB	dB	cm	deg	Remark																																																																						
1	2483.58	45.47	54.00	-8.53	37.23	32.46	7.88	32.10	200	83 AVERAGE																																																																						
Limit	Read	Ant	Cable	Preamp	APos	TPos																																																																										
Freq	Level	Line	Margin	Level	Factor	Loss Factor	cm	deg	Remark																																																																							
MHz	dBuV/m	dBuV/m	dB	dBuV	dB/m	dB	dB	cm	deg	Remark																																																																						
1	2462.00	91.26	-----	-----	83.07	32.42	7.86	32.09	200	83 AVERAGE																																																																						



Mode	6																																																																																																
	Harmonic																																																																																																
	2400-2483.5_802.11g_CH11_2462MHz																																																																																																
ANT	5																																																																																																
Pol.	Horizontal	Vertical																																																																																															
Peak Avg	<p>Date: 2024-09-25</p>	<p>Date: 2024-09-25</p>																																																																																															
	<table border="1"> <thead> <tr> <th>Limit</th> <th>Read</th> <th>Ant</th> <th>Cable</th> <th>Preamp</th> <th>APos</th> <th>TPos</th> <th></th> </tr> <tr> <th>Freq</th> <th>Level</th> <th>Line</th> <th>Margin</th> <th>Level</th> <th>Factor</th> <th>Loss</th> <th>Factor</th> </tr> <tr> <th>MHz</th> <th>dBuV/m</th> <th>dBuV/m</th> <th>dB</th> <th>dBuV</th> <th>dB/m</th> <th>dB</th> <th>dB</th> </tr> </thead> <tbody> <tr> <td>1</td> <td>4924.00</td> <td>46.45</td> <td>74.00</td> <td>-27.55</td> <td>51.99</td> <td>34.87</td> <td>11.12</td> <td>51.53</td> <td>---</td> <td>---</td> <td>Peak</td> </tr> <tr> <td>2</td> <td>7386.00</td> <td>47.07</td> <td>74.00</td> <td>-26.93</td> <td>48.77</td> <td>36.35</td> <td>13.13</td> <td>51.18</td> <td>---</td> <td>---</td> <td>Peak</td> </tr> </tbody> </table>	Limit	Read	Ant	Cable	Preamp	APos	TPos		Freq	Level	Line	Margin	Level	Factor	Loss	Factor	MHz	dBuV/m	dBuV/m	dB	dBuV	dB/m	dB	dB	1	4924.00	46.45	74.00	-27.55	51.99	34.87	11.12	51.53	---	---	Peak	2	7386.00	47.07	74.00	-26.93	48.77	36.35	13.13	51.18	---	---	Peak	<table border="1"> <thead> <tr> <th>Limit</th> <th>Read</th> <th>Ant</th> <th>Cable</th> <th>Preamp</th> <th>APos</th> <th>TPos</th> <th></th> </tr> <tr> <th>Freq</th> <th>Level</th> <th>Line</th> <th>Margin</th> <th>Level</th> <th>Factor</th> <th>Loss</th> <th>Factor</th> </tr> <tr> <th>MHz</th> <th>dBuV/m</th> <th>dBuV/m</th> <th>dB</th> <th>dBuV</th> <th>dB/m</th> <th>dB</th> <th>dB</th> </tr> </thead> <tbody> <tr> <td>1</td> <td>4924.00</td> <td>46.30</td> <td>74.00</td> <td>-27.70</td> <td>51.84</td> <td>34.87</td> <td>11.12</td> <td>51.53</td> <td>---</td> <td>---</td> <td>Peak</td> </tr> <tr> <td>2</td> <td>7386.00</td> <td>47.35</td> <td>74.00</td> <td>-26.65</td> <td>49.05</td> <td>36.35</td> <td>13.13</td> <td>51.18</td> <td>---</td> <td>---</td> <td>Peak</td> </tr> </tbody> </table>	Limit	Read	Ant	Cable	Preamp	APos	TPos		Freq	Level	Line	Margin	Level	Factor	Loss	Factor	MHz	dBuV/m	dBuV/m	dB	dBuV	dB/m	dB	dB	1	4924.00	46.30	74.00	-27.70	51.84	34.87	11.12	51.53	---	---	Peak	2	7386.00	47.35	74.00	-26.65	49.05	36.35	13.13	51.18	---	---
Limit	Read	Ant	Cable	Preamp	APos	TPos																																																																																											
Freq	Level	Line	Margin	Level	Factor	Loss	Factor																																																																																										
MHz	dBuV/m	dBuV/m	dB	dBuV	dB/m	dB	dB																																																																																										
1	4924.00	46.45	74.00	-27.55	51.99	34.87	11.12	51.53	---	---	Peak																																																																																						
2	7386.00	47.07	74.00	-26.93	48.77	36.35	13.13	51.18	---	---	Peak																																																																																						
Limit	Read	Ant	Cable	Preamp	APos	TPos																																																																																											
Freq	Level	Line	Margin	Level	Factor	Loss	Factor																																																																																										
MHz	dBuV/m	dBuV/m	dB	dBuV	dB/m	dB	dB																																																																																										
1	4924.00	46.30	74.00	-27.70	51.84	34.87	11.12	51.53	---	---	Peak																																																																																						
2	7386.00	47.35	74.00	-26.65	49.05	36.35	13.13	51.18	---	---	Peak																																																																																						



Mode	7																																																																									
	Band Edge																																																																									
	2400-2483.5_802.11n_HT20_CH01_2412MHz																																																																									
ANT	5																																																																									
Pol.	Horizontal	Fundamental																																																																								
Peak	 <p style="text-align: right;">Date: 2024-09-22</p> <table border="1"> <thead> <tr> <th>Limit</th> <th>Read</th> <th>Ant</th> <th>Cable</th> <th>Preamp</th> <th>APos</th> <th>TPos</th> <th></th> </tr> <tr> <th>Freq</th> <th>Level</th> <th>Line</th> <th>Margin</th> <th>Level</th> <th>Factor</th> <th>Loss Factor</th> <th>Remark</th> </tr> <tr> <th>MHz</th> <th>dBuV/m</th> <th>dBuV/m</th> <th>dB</th> <th>dBuV</th> <th>dB/m</th> <th>dB</th> <th>dB</th> </tr> </thead> <tbody> <tr> <td>1</td> <td>2389.82</td> <td>67.24</td> <td>74.00</td> <td>-6.76</td> <td>59.30</td> <td>32.26</td> <td>7.76</td> <td>32.08</td> <td>400</td> <td>156</td> <td>PEAK</td> </tr> </tbody> </table>	Limit	Read	Ant	Cable	Preamp	APos	TPos		Freq	Level	Line	Margin	Level	Factor	Loss Factor	Remark	MHz	dBuV/m	dBuV/m	dB	dBuV	dB/m	dB	dB	1	2389.82	67.24	74.00	-6.76	59.30	32.26	7.76	32.08	400	156	PEAK	 <p style="text-align: right;">Date: 2024-09-22</p> <table border="1"> <thead> <tr> <th>Limit</th> <th>Read</th> <th>Ant</th> <th>Cable</th> <th>Preamp</th> <th>APos</th> <th>TPos</th> <th></th> </tr> <tr> <th>Freq</th> <th>Level</th> <th>Line</th> <th>Margin</th> <th>Level</th> <th>Factor</th> <th>Loss Factor</th> <th>Remark</th> </tr> <tr> <th>MHz</th> <th>dBuV/m</th> <th>dBuV/m</th> <th>dB</th> <th>dBuV</th> <th>dB/m</th> <th>dB</th> <th>dB</th> </tr> </thead> <tbody> <tr> <td>1</td> <td>2412.00</td> <td>105.05</td> <td>-----</td> <td>-----</td> <td>97.01</td> <td>32.31</td> <td>7.81</td> <td>32.08</td> <td>400</td> <td>156</td> <td>PEAK_74</td> </tr> </tbody> </table>	Limit	Read	Ant	Cable	Preamp	APos	TPos		Freq	Level	Line	Margin	Level	Factor	Loss Factor	Remark	MHz	dBuV/m	dBuV/m	dB	dBuV	dB/m	dB	dB	1	2412.00	105.05	-----	-----	97.01	32.31	7.81	32.08	400	156	PEAK_74
	Limit	Read	Ant	Cable	Preamp	APos	TPos																																																																			
Freq	Level	Line	Margin	Level	Factor	Loss Factor	Remark																																																																			
MHz	dBuV/m	dBuV/m	dB	dBuV	dB/m	dB	dB																																																																			
1	2389.82	67.24	74.00	-6.76	59.30	32.26	7.76	32.08	400	156	PEAK																																																															
Limit	Read	Ant	Cable	Preamp	APos	TPos																																																																				
Freq	Level	Line	Margin	Level	Factor	Loss Factor	Remark																																																																			
MHz	dBuV/m	dBuV/m	dB	dBuV	dB/m	dB	dB																																																																			
1	2412.00	105.05	-----	-----	97.01	32.31	7.81	32.08	400	156	PEAK_74																																																															
Avg	 <p style="text-align: right;">Date: 2024-09-22</p> <table border="1"> <thead> <tr> <th>Limit</th> <th>Read</th> <th>Ant</th> <th>Cable</th> <th>Preamp</th> <th>APos</th> <th>TPos</th> <th></th> </tr> <tr> <th>Freq</th> <th>Level</th> <th>Line</th> <th>Margin</th> <th>Level</th> <th>Factor</th> <th>Loss Factor</th> <th>Remark</th> </tr> <tr> <th>MHz</th> <th>dBuV/m</th> <th>dBuV/m</th> <th>dB</th> <th>dBuV</th> <th>dB/m</th> <th>dB</th> <th>dB</th> </tr> </thead> <tbody> <tr> <td>1</td> <td>2389.82</td> <td>50.09</td> <td>54.00</td> <td>-3.91</td> <td>42.15</td> <td>32.26</td> <td>7.76</td> <td>32.08</td> <td>400</td> <td>156</td> <td>AVERAGE</td> </tr> </tbody> </table>	Limit	Read	Ant	Cable	Preamp	APos	TPos		Freq	Level	Line	Margin	Level	Factor	Loss Factor	Remark	MHz	dBuV/m	dBuV/m	dB	dBuV	dB/m	dB	dB	1	2389.82	50.09	54.00	-3.91	42.15	32.26	7.76	32.08	400	156	AVERAGE	 <p style="text-align: right;">Date: 2024-09-22</p> <table border="1"> <thead> <tr> <th>Limit</th> <th>Read</th> <th>Ant</th> <th>Cable</th> <th>Preamp</th> <th>APos</th> <th>TPos</th> <th></th> </tr> <tr> <th>Freq</th> <th>Level</th> <th>Line</th> <th>Margin</th> <th>Level</th> <th>Factor</th> <th>Loss Factor</th> <th>Remark</th> </tr> <tr> <th>MHz</th> <th>dBuV/m</th> <th>dBuV/m</th> <th>dB</th> <th>dBuV</th> <th>dB/m</th> <th>dB</th> <th>dB</th> </tr> </thead> <tbody> <tr> <td>1</td> <td>2412.00</td> <td>97.43</td> <td>-----</td> <td>-----</td> <td>89.39</td> <td>32.31</td> <td>7.81</td> <td>32.08</td> <td>400</td> <td>156</td> <td>AVERAGE</td> </tr> </tbody> </table>	Limit	Read	Ant	Cable	Preamp	APos	TPos		Freq	Level	Line	Margin	Level	Factor	Loss Factor	Remark	MHz	dBuV/m	dBuV/m	dB	dBuV	dB/m	dB	dB	1	2412.00	97.43	-----	-----	89.39	32.31	7.81	32.08	400	156	AVERAGE
Limit	Read	Ant	Cable	Preamp	APos	TPos																																																																				
Freq	Level	Line	Margin	Level	Factor	Loss Factor	Remark																																																																			
MHz	dBuV/m	dBuV/m	dB	dBuV	dB/m	dB	dB																																																																			
1	2389.82	50.09	54.00	-3.91	42.15	32.26	7.76	32.08	400	156	AVERAGE																																																															
Limit	Read	Ant	Cable	Preamp	APos	TPos																																																																				
Freq	Level	Line	Margin	Level	Factor	Loss Factor	Remark																																																																			
MHz	dBuV/m	dBuV/m	dB	dBuV	dB/m	dB	dB																																																																			
1	2412.00	97.43	-----	-----	89.39	32.31	7.81	32.08	400	156	AVERAGE																																																															



Mode	7																																																																															
	Band Edge																																																																															
	2400-2483.5_802.11n_HT20_CH01_2412MHz																																																																															
ANT	5																																																																															
Pol.	Vertical	Fundamental																																																																														
Peak	<p style="text-align: right;">Date: 2024-09-22</p> <table border="1"> <thead> <tr> <th>Limit</th> <th>Read</th> <th>Ant</th> <th>Cable</th> <th>Preamp</th> <th>APos</th> <th>TPos</th> <th colspan="2">Remark</th> </tr> <tr> <th>Freq</th> <th>Level</th> <th>Line</th> <th>Margin</th> <th>Level</th> <th>Factor</th> <th>Loss Factor</th> <th>dB</th> <th>dB</th> </tr> <tr> <th>MHz</th> <th>dBuV/m</th> <th>dBuV/m</th> <th>dB</th> <th>dBuV</th> <th>dB/m</th> <th>dB</th> <th>dB</th> <th>cm</th> <th>deg</th> </tr> </thead> <tbody> <tr> <td>1</td> <td>2389.95</td> <td>59.20</td> <td>74.00</td> <td>-14.80</td> <td>51.26</td> <td>32.26</td> <td>7.76</td> <td>32.08</td> <td>200</td> <td>95 PEAK</td> </tr> </tbody> </table>	Limit	Read	Ant	Cable	Preamp	APos	TPos	Remark		Freq	Level	Line	Margin	Level	Factor	Loss Factor	dB	dB	MHz	dBuV/m	dBuV/m	dB	dBuV	dB/m	dB	dB	cm	deg	1	2389.95	59.20	74.00	-14.80	51.26	32.26	7.76	32.08	200	95 PEAK	<p style="text-align: right;">Date: 2024-09-22</p> <table border="1"> <thead> <tr> <th>Limit</th> <th>Read</th> <th>Ant</th> <th>Cable</th> <th>Preamp</th> <th>APos</th> <th>TPos</th> <th colspan="2">Remark</th> </tr> <tr> <th>Freq</th> <th>Level</th> <th>Line</th> <th>Margin</th> <th>Level</th> <th>Factor</th> <th>Loss Factor</th> <th>dB</th> <th>dB</th> </tr> <tr> <th>MHz</th> <th>dBuV/m</th> <th>dBuV/m</th> <th>dB</th> <th>dBuV</th> <th>dB/m</th> <th>dB</th> <th>dB</th> <th>cm</th> <th>deg</th> </tr> </thead> <tbody> <tr> <td>1</td> <td>2412.00</td> <td>100.10</td> <td>-----</td> <td>-----</td> <td>92.07</td> <td>32.30</td> <td>7.81</td> <td>32.08</td> <td>200</td> <td>95 PEAK</td> </tr> </tbody> </table>	Limit	Read	Ant	Cable	Preamp	APos	TPos	Remark		Freq	Level	Line	Margin	Level	Factor	Loss Factor	dB	dB	MHz	dBuV/m	dBuV/m	dB	dBuV	dB/m	dB	dB	cm	deg	1	2412.00	100.10	-----	-----	92.07	32.30	7.81	32.08	200	95 PEAK
	Limit	Read	Ant	Cable	Preamp	APos	TPos	Remark																																																																								
Freq	Level	Line	Margin	Level	Factor	Loss Factor	dB	dB																																																																								
MHz	dBuV/m	dBuV/m	dB	dBuV	dB/m	dB	dB	cm	deg																																																																							
1	2389.95	59.20	74.00	-14.80	51.26	32.26	7.76	32.08	200	95 PEAK																																																																						
Limit	Read	Ant	Cable	Preamp	APos	TPos	Remark																																																																									
Freq	Level	Line	Margin	Level	Factor	Loss Factor	dB	dB																																																																								
MHz	dBuV/m	dBuV/m	dB	dBuV	dB/m	dB	dB	cm	deg																																																																							
1	2412.00	100.10	-----	-----	92.07	32.30	7.81	32.08	200	95 PEAK																																																																						
Avg	<p style="text-align: right;">Date: 2024-09-22</p> <table border="1"> <thead> <tr> <th>Limit</th> <th>Read</th> <th>Ant</th> <th>Cable</th> <th>Preamp</th> <th>APos</th> <th>TPos</th> <th colspan="2">Remark</th> </tr> <tr> <th>Freq</th> <th>Level</th> <th>Line</th> <th>Margin</th> <th>Level</th> <th>Factor</th> <th>Loss Factor</th> <th>dB</th> <th>dB</th> </tr> <tr> <th>MHz</th> <th>dBuV/m</th> <th>dBuV/m</th> <th>dB</th> <th>dBuV</th> <th>dB/m</th> <th>dB</th> <th>dB</th> <th>cm</th> <th>deg</th> </tr> </thead> <tbody> <tr> <td>1</td> <td>2389.95</td> <td>43.77</td> <td>54.00</td> <td>-10.23</td> <td>35.83</td> <td>32.26</td> <td>7.76</td> <td>32.08</td> <td>200</td> <td>95 AVERAGE</td> </tr> </tbody> </table>	Limit	Read	Ant	Cable	Preamp	APos	TPos	Remark		Freq	Level	Line	Margin	Level	Factor	Loss Factor	dB	dB	MHz	dBuV/m	dBuV/m	dB	dBuV	dB/m	dB	dB	cm	deg	1	2389.95	43.77	54.00	-10.23	35.83	32.26	7.76	32.08	200	95 AVERAGE	<p style="text-align: right;">Date: 2024-09-22</p> <table border="1"> <thead> <tr> <th>Limit</th> <th>Read</th> <th>Ant</th> <th>Cable</th> <th>Preamp</th> <th>APos</th> <th>TPos</th> <th colspan="2">Remark</th> </tr> <tr> <th>Freq</th> <th>Level</th> <th>Line</th> <th>Margin</th> <th>Level</th> <th>Factor</th> <th>Loss Factor</th> <th>dB</th> <th>dB</th> </tr> <tr> <th>MHz</th> <th>dBuV/m</th> <th>dBuV/m</th> <th>dB</th> <th>dBuV</th> <th>dB/m</th> <th>dB</th> <th>dB</th> <th>cm</th> <th>deg</th> </tr> </thead> <tbody> <tr> <td>1</td> <td>2412.00</td> <td>92.84</td> <td>-----</td> <td>-----</td> <td>84.80</td> <td>32.31</td> <td>7.81</td> <td>32.08</td> <td>200</td> <td>95 AVERAGE</td> </tr> </tbody> </table>	Limit	Read	Ant	Cable	Preamp	APos	TPos	Remark		Freq	Level	Line	Margin	Level	Factor	Loss Factor	dB	dB	MHz	dBuV/m	dBuV/m	dB	dBuV	dB/m	dB	dB	cm	deg	1	2412.00	92.84	-----	-----	84.80	32.31	7.81	32.08	200	95 AVERAGE
Limit	Read	Ant	Cable	Preamp	APos	TPos	Remark																																																																									
Freq	Level	Line	Margin	Level	Factor	Loss Factor	dB	dB																																																																								
MHz	dBuV/m	dBuV/m	dB	dBuV	dB/m	dB	dB	cm	deg																																																																							
1	2389.95	43.77	54.00	-10.23	35.83	32.26	7.76	32.08	200	95 AVERAGE																																																																						
Limit	Read	Ant	Cable	Preamp	APos	TPos	Remark																																																																									
Freq	Level	Line	Margin	Level	Factor	Loss Factor	dB	dB																																																																								
MHz	dBuV/m	dBuV/m	dB	dBuV	dB/m	dB	dB	cm	deg																																																																							
1	2412.00	92.84	-----	-----	84.80	32.31	7.81	32.08	200	95 AVERAGE																																																																						

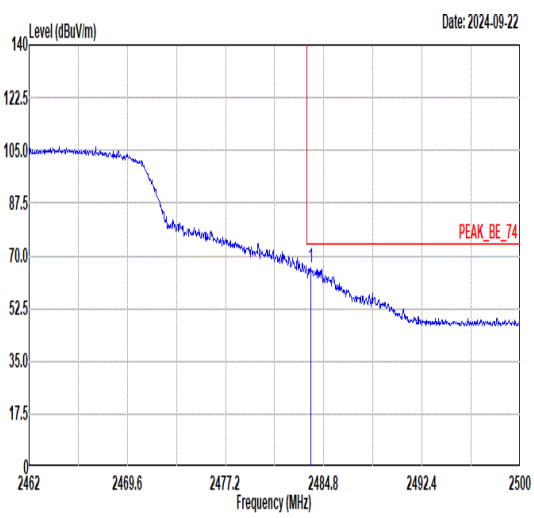
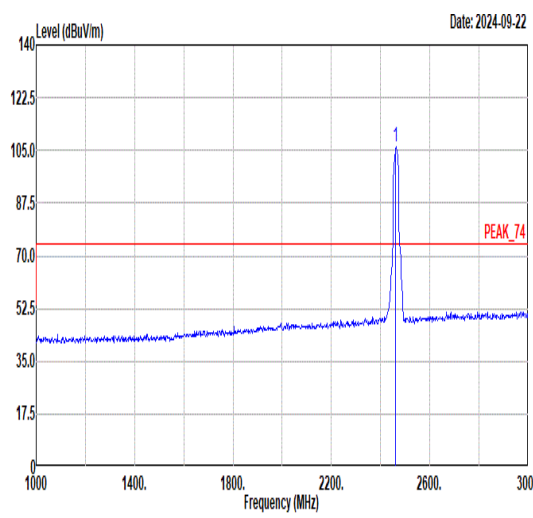
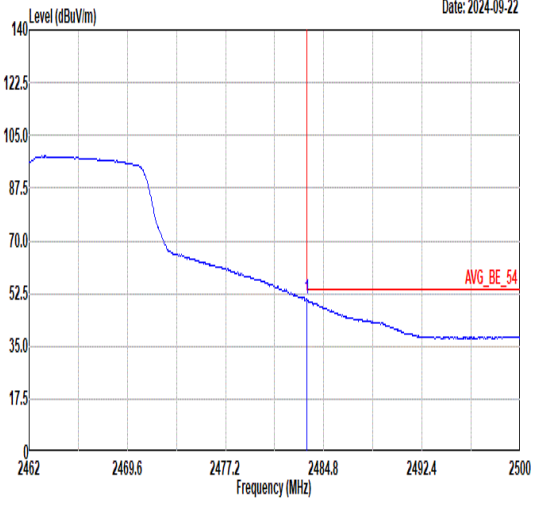
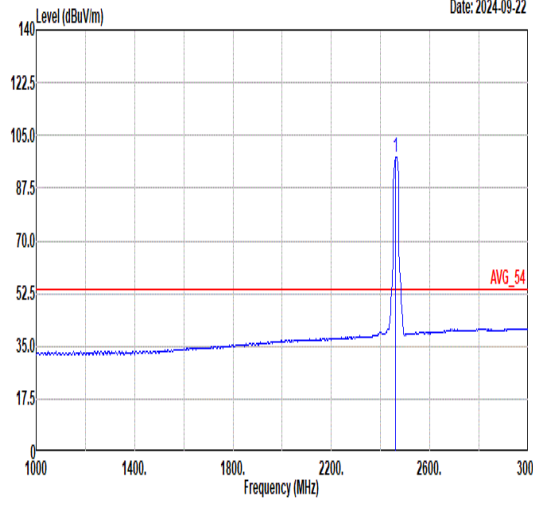


Mode	7																																																																								
	Harmonic																																																																								
	2400-2483.5_802.11n_HT20_CH01_2412MHz																																																																								
ANT	5																																																																								
Pol.	Horizontal	Vertical																																																																							
Peak Avg																																																																									
	<table border="1"> <thead> <tr> <th>Limit</th> <th>Read</th> <th>Ant</th> <th>Cable</th> <th>Preamp</th> <th>APos</th> <th>TPos</th> <th></th> </tr> <tr> <th>Freq</th> <th>Level</th> <th>Line</th> <th>Margin</th> <th>Level</th> <th>Factor</th> <th>Loss</th> <th>Factor</th> </tr> <tr> <th>MHz</th> <th>dBuV/m</th> <th>dBuV/m</th> <th>dB</th> <th>dBuV</th> <th>dB/m</th> <th>dB</th> <th>dB</th> </tr> </thead> <tbody> <tr> <td>1</td> <td>4824.00</td> <td>44.62</td> <td>74.00</td> <td>-29.38</td> <td>50.28</td> <td>34.83</td> <td>11.08</td> <td>51.57</td> <td>---</td> <td>---</td> <td>Peak</td> </tr> </tbody> </table>	Limit	Read	Ant	Cable	Preamp	APos	TPos		Freq	Level	Line	Margin	Level	Factor	Loss	Factor	MHz	dBuV/m	dBuV/m	dB	dBuV	dB/m	dB	dB	1	4824.00	44.62	74.00	-29.38	50.28	34.83	11.08	51.57	---	---	Peak	<table border="1"> <thead> <tr> <th>Limit</th> <th>Read</th> <th>Ant</th> <th>Cable</th> <th>Preamp</th> <th>APos</th> <th>TPos</th> <th></th> </tr> <tr> <th>Freq</th> <th>Level</th> <th>Line</th> <th>Margin</th> <th>Level</th> <th>Factor</th> <th>Loss</th> <th>Factor</th> </tr> <tr> <th>MHz</th> <th>dBuV/m</th> <th>dBuV/m</th> <th>dB</th> <th>dBuV</th> <th>dB/m</th> <th>dB</th> <th>dB</th> </tr> </thead> <tbody> <tr> <td>1</td> <td>4824.00</td> <td>45.26</td> <td>74.00</td> <td>-28.74</td> <td>50.92</td> <td>34.83</td> <td>11.08</td> <td>51.57</td> <td>---</td> <td>---</td> <td>Peak</td> </tr> </tbody> </table>	Limit	Read	Ant	Cable	Preamp	APos	TPos		Freq	Level	Line	Margin	Level	Factor	Loss	Factor	MHz	dBuV/m	dBuV/m	dB	dBuV	dB/m	dB	dB	1	4824.00	45.26	74.00	-28.74	50.92	34.83	11.08	51.57	---	---
Limit	Read	Ant	Cable	Preamp	APos	TPos																																																																			
Freq	Level	Line	Margin	Level	Factor	Loss	Factor																																																																		
MHz	dBuV/m	dBuV/m	dB	dBuV	dB/m	dB	dB																																																																		
1	4824.00	44.62	74.00	-29.38	50.28	34.83	11.08	51.57	---	---	Peak																																																														
Limit	Read	Ant	Cable	Preamp	APos	TPos																																																																			
Freq	Level	Line	Margin	Level	Factor	Loss	Factor																																																																		
MHz	dBuV/m	dBuV/m	dB	dBuV	dB/m	dB	dB																																																																		
1	4824.00	45.26	74.00	-28.74	50.92	34.83	11.08	51.57	---	---	Peak																																																														



Mode	8																																																																																																						
	Harmonic																																																																																																						
	2400-2483.5_802.11n_HT20_CH06_2437MHz																																																																																																						
ANT	5																																																																																																						
Pol.	Horizontal	Vertical																																																																																																					
Peak Avg	<p>Date: 2024-09-23</p>	<p>Date: 2024-09-23</p>																																																																																																					
	<table border="1"> <thead> <tr> <th>Limit</th> <th>Read</th> <th>Ant</th> <th>Cable</th> <th>Preamp</th> <th>Apos</th> <th>TPos</th> <th></th> </tr> <tr> <th>Freq</th> <th>Level</th> <th>Line</th> <th>Margin</th> <th>Level</th> <th>Factor</th> <th>Loss</th> <th>Factor</th> <th>Remark</th> </tr> <tr> <th>MHz</th> <th>dBuV/m</th> <th>dBuV/m</th> <th>dB</th> <th>dBuV</th> <th>dB/m</th> <th>dB</th> <th>dB</th> <th>cm</th> <th>deg</th> </tr> </thead> <tbody> <tr> <td>1</td> <td>4874.00</td> <td>45.77</td> <td>74.00</td> <td>-28.23</td> <td>51.37</td> <td>34.85</td> <td>11.10</td> <td>51.55</td> <td>---</td> <td>---</td> <td>Peak</td> </tr> <tr> <td>2</td> <td>7311.00</td> <td>47.78</td> <td>74.00</td> <td>-26.22</td> <td>49.54</td> <td>36.32</td> <td>13.08</td> <td>51.16</td> <td>---</td> <td>---</td> <td>Peak</td> </tr> </tbody> </table>	Limit	Read	Ant	Cable	Preamp	Apos	TPos		Freq	Level	Line	Margin	Level	Factor	Loss	Factor	Remark	MHz	dBuV/m	dBuV/m	dB	dBuV	dB/m	dB	dB	cm	deg	1	4874.00	45.77	74.00	-28.23	51.37	34.85	11.10	51.55	---	---	Peak	2	7311.00	47.78	74.00	-26.22	49.54	36.32	13.08	51.16	---	---	Peak	<table border="1"> <thead> <tr> <th>Limit</th> <th>Read</th> <th>Ant</th> <th>Cable</th> <th>Preamp</th> <th>Apos</th> <th>TPos</th> <th></th> </tr> <tr> <th>Freq</th> <th>Level</th> <th>Line</th> <th>Margin</th> <th>Level</th> <th>Factor</th> <th>Loss</th> <th>Factor</th> <th>Remark</th> </tr> <tr> <th>MHz</th> <th>dBuV/m</th> <th>dBuV/m</th> <th>dB</th> <th>dBuV</th> <th>dB/m</th> <th>dB</th> <th>dB</th> <th>cm</th> <th>deg</th> </tr> </thead> <tbody> <tr> <td>1</td> <td>4874.00</td> <td>45.99</td> <td>74.00</td> <td>-28.01</td> <td>51.59</td> <td>34.85</td> <td>11.10</td> <td>51.55</td> <td>---</td> <td>---</td> <td>Peak</td> </tr> <tr> <td>2</td> <td>7311.00</td> <td>47.44</td> <td>74.00</td> <td>-26.56</td> <td>49.20</td> <td>36.32</td> <td>13.08</td> <td>51.16</td> <td>---</td> <td>---</td> <td>Peak</td> </tr> </tbody> </table>	Limit	Read	Ant	Cable	Preamp	Apos	TPos		Freq	Level	Line	Margin	Level	Factor	Loss	Factor	Remark	MHz	dBuV/m	dBuV/m	dB	dBuV	dB/m	dB	dB	cm	deg	1	4874.00	45.99	74.00	-28.01	51.59	34.85	11.10	51.55	---	---	Peak	2	7311.00	47.44	74.00	-26.56	49.20	36.32	13.08	51.16	---	---
Limit	Read	Ant	Cable	Preamp	Apos	TPos																																																																																																	
Freq	Level	Line	Margin	Level	Factor	Loss	Factor	Remark																																																																																															
MHz	dBuV/m	dBuV/m	dB	dBuV	dB/m	dB	dB	cm	deg																																																																																														
1	4874.00	45.77	74.00	-28.23	51.37	34.85	11.10	51.55	---	---	Peak																																																																																												
2	7311.00	47.78	74.00	-26.22	49.54	36.32	13.08	51.16	---	---	Peak																																																																																												
Limit	Read	Ant	Cable	Preamp	Apos	TPos																																																																																																	
Freq	Level	Line	Margin	Level	Factor	Loss	Factor	Remark																																																																																															
MHz	dBuV/m	dBuV/m	dB	dBuV	dB/m	dB	dB	cm	deg																																																																																														
1	4874.00	45.99	74.00	-28.01	51.59	34.85	11.10	51.55	---	---	Peak																																																																																												
2	7311.00	47.44	74.00	-26.56	49.20	36.32	13.08	51.16	---	---	Peak																																																																																												



Mode	9																																																																																	
	Band Edge																																																																																	
	2400-2483.5_802.11n_HT20_CH11_2462MHz																																																																																	
ANT	5																																																																																	
Pol.	Horizontal	Fundamental																																																																																
Peak	 <p style="text-align: right;">Date: 2024-09-22</p> <table border="1"> <thead> <tr> <th>Limit</th> <th>Read</th> <th>Ant</th> <th>Cable</th> <th>Preamp</th> <th>APos</th> <th>TPos</th> <th colspan="2">Remark</th> </tr> <tr> <th>Freq</th> <th>Level</th> <th>Line</th> <th>Margin</th> <th>Level</th> <th>Factor</th> <th>Loss Factor</th> <th>dB</th> <th>cm</th> </tr> <tr> <th>MHz</th> <th>dBuV/m</th> <th>dBuV/m</th> <th>dB</th> <th>dBuV</th> <th>dB/m</th> <th>dB</th> <th>dB</th> <th>cm</th> <th>deg</th> </tr> </thead> <tbody> <tr> <td>1</td> <td>2483.77</td> <td>66.21</td> <td>74.00</td> <td>-7.79</td> <td>57.97</td> <td>32.46</td> <td>7.88</td> <td>32.10</td> <td>369</td> <td>147</td> <td>PEAK</td> </tr> </tbody> </table>	Limit	Read	Ant	Cable	Preamp	APos	TPos	Remark		Freq	Level	Line	Margin	Level	Factor	Loss Factor	dB	cm	MHz	dBuV/m	dBuV/m	dB	dBuV	dB/m	dB	dB	cm	deg	1	2483.77	66.21	74.00	-7.79	57.97	32.46	7.88	32.10	369	147	PEAK	 <p style="text-align: right;">Date: 2024-09-22</p> <table border="1"> <thead> <tr> <th>Limit</th> <th>Read</th> <th>Ant</th> <th>Cable</th> <th>Preamp</th> <th>APos</th> <th>TPos</th> <th colspan="2">Remark</th> </tr> <tr> <th>Freq</th> <th>Level</th> <th>Line</th> <th>Margin</th> <th>Level</th> <th>Factor</th> <th>Loss Factor</th> <th>dB</th> <th>cm</th> </tr> <tr> <th>MHz</th> <th>dBuV/m</th> <th>dBuV/m</th> <th>dB</th> <th>dBuV</th> <th>dB/m</th> <th>dB</th> <th>dB</th> <th>cm</th> <th>deg</th> </tr> </thead> <tbody> <tr> <td>1</td> <td>2462.00</td> <td>106.11</td> <td>-----</td> <td>-----</td> <td>97.92</td> <td>32.42</td> <td>7.86</td> <td>32.09</td> <td>369</td> <td>147</td> <td>PEAK</td> </tr> </tbody> </table>	Limit	Read	Ant	Cable	Preamp	APos	TPos	Remark		Freq	Level	Line	Margin	Level	Factor	Loss Factor	dB	cm	MHz	dBuV/m	dBuV/m	dB	dBuV	dB/m	dB	dB	cm	deg	1	2462.00	106.11	-----	-----	97.92	32.42	7.86	32.09	369	147	PEAK
	Limit	Read	Ant	Cable	Preamp	APos	TPos	Remark																																																																										
Freq	Level	Line	Margin	Level	Factor	Loss Factor	dB	cm																																																																										
MHz	dBuV/m	dBuV/m	dB	dBuV	dB/m	dB	dB	cm	deg																																																																									
1	2483.77	66.21	74.00	-7.79	57.97	32.46	7.88	32.10	369	147	PEAK																																																																							
Limit	Read	Ant	Cable	Preamp	APos	TPos	Remark																																																																											
Freq	Level	Line	Margin	Level	Factor	Loss Factor	dB	cm																																																																										
MHz	dBuV/m	dBuV/m	dB	dBuV	dB/m	dB	dB	cm	deg																																																																									
1	2462.00	106.11	-----	-----	97.92	32.42	7.86	32.09	369	147	PEAK																																																																							
Avg	 <p style="text-align: right;">Date: 2024-09-22</p> <table border="1"> <thead> <tr> <th>Limit</th> <th>Read</th> <th>Ant</th> <th>Cable</th> <th>Preamp</th> <th>APos</th> <th>TPos</th> <th colspan="2">Remark</th> </tr> <tr> <th>Freq</th> <th>Level</th> <th>Line</th> <th>Margin</th> <th>Level</th> <th>Factor</th> <th>Loss Factor</th> <th>dB</th> <th>cm</th> </tr> <tr> <th>MHz</th> <th>dBuV/m</th> <th>dBuV/m</th> <th>dB</th> <th>dBuV</th> <th>dB/m</th> <th>dB</th> <th>dB</th> <th>cm</th> <th>deg</th> </tr> </thead> <tbody> <tr> <td>1</td> <td>2483.51</td> <td>50.52</td> <td>54.00</td> <td>-3.48</td> <td>42.28</td> <td>32.46</td> <td>7.88</td> <td>32.10</td> <td>369</td> <td>147</td> <td>AVERAGE</td> </tr> </tbody> </table>	Limit	Read	Ant	Cable	Preamp	APos	TPos	Remark		Freq	Level	Line	Margin	Level	Factor	Loss Factor	dB	cm	MHz	dBuV/m	dBuV/m	dB	dBuV	dB/m	dB	dB	cm	deg	1	2483.51	50.52	54.00	-3.48	42.28	32.46	7.88	32.10	369	147	AVERAGE	 <p style="text-align: right;">Date: 2024-09-22</p> <table border="1"> <thead> <tr> <th>Limit</th> <th>Read</th> <th>Ant</th> <th>Cable</th> <th>Preamp</th> <th>APos</th> <th>TPos</th> <th colspan="2">Remark</th> </tr> <tr> <th>Freq</th> <th>Level</th> <th>Line</th> <th>Margin</th> <th>Level</th> <th>Factor</th> <th>Loss Factor</th> <th>dB</th> <th>cm</th> </tr> <tr> <th>MHz</th> <th>dBuV/m</th> <th>dBuV/m</th> <th>dB</th> <th>dBuV</th> <th>dB/m</th> <th>dB</th> <th>dB</th> <th>cm</th> <th>deg</th> </tr> </thead> <tbody> <tr> <td>1</td> <td>2462.00</td> <td>97.90</td> <td>-----</td> <td>-----</td> <td>89.71</td> <td>32.42</td> <td>7.86</td> <td>32.09</td> <td>369</td> <td>147</td> <td>AVERAGE</td> </tr> </tbody> </table>	Limit	Read	Ant	Cable	Preamp	APos	TPos	Remark		Freq	Level	Line	Margin	Level	Factor	Loss Factor	dB	cm	MHz	dBuV/m	dBuV/m	dB	dBuV	dB/m	dB	dB	cm	deg	1	2462.00	97.90	-----	-----	89.71	32.42	7.86	32.09	369	147	AVERAGE
Limit	Read	Ant	Cable	Preamp	APos	TPos	Remark																																																																											
Freq	Level	Line	Margin	Level	Factor	Loss Factor	dB	cm																																																																										
MHz	dBuV/m	dBuV/m	dB	dBuV	dB/m	dB	dB	cm	deg																																																																									
1	2483.51	50.52	54.00	-3.48	42.28	32.46	7.88	32.10	369	147	AVERAGE																																																																							
Limit	Read	Ant	Cable	Preamp	APos	TPos	Remark																																																																											
Freq	Level	Line	Margin	Level	Factor	Loss Factor	dB	cm																																																																										
MHz	dBuV/m	dBuV/m	dB	dBuV	dB/m	dB	dB	cm	deg																																																																									
1	2462.00	97.90	-----	-----	89.71	32.42	7.86	32.09	369	147	AVERAGE																																																																							



Mode	9																																																																													
	Band Edge																																																																													
	2400-2483.5_802.11n_HT20_CH11_2462MHz																																																																													
ANT	5																																																																													
Pol.	Vertical	Fundamental																																																																												
Peak	<table border="1"> <thead> <tr> <th>Limit</th> <th>Read</th> <th>Ant</th> <th>Cable</th> <th>Preamp</th> <th>APos</th> <th>TPos</th> </tr> <tr> <th>Freq</th> <th>Level</th> <th>Line</th> <th>Margin</th> <th>Level</th> <th>Factor</th> <th>Loss Factor</th> <th>cm</th> <th>deg</th> <th>Remark</th> </tr> <tr> <th>MHz</th> <th>dBuV/m</th> <th>dBuV/m</th> <th>dB</th> <th>dBuV</th> <th>dB/m</th> <th>dB</th> <th>dB</th> <th>cm</th> <th>deg</th> </tr> </thead> <tbody> <tr> <td>1</td> <td>2483.66</td> <td>60.53</td> <td>74.00</td> <td>-13.47</td> <td>52.29</td> <td>32.46</td> <td>7.88</td> <td>32.10</td> <td>200</td> <td>80 PEAK</td> </tr> </tbody> </table>	Limit	Read	Ant	Cable	Preamp	APos	TPos	Freq	Level	Line	Margin	Level	Factor	Loss Factor	cm	deg	Remark	MHz	dBuV/m	dBuV/m	dB	dBuV	dB/m	dB	dB	cm	deg	1	2483.66	60.53	74.00	-13.47	52.29	32.46	7.88	32.10	200	80 PEAK	<table border="1"> <thead> <tr> <th>Limit</th> <th>Read</th> <th>Ant</th> <th>Cable</th> <th>Preamp</th> <th>APos</th> <th>TPos</th> </tr> <tr> <th>Freq</th> <th>Level</th> <th>Line</th> <th>Margin</th> <th>Level</th> <th>Factor</th> <th>Loss Factor</th> <th>cm</th> <th>deg</th> <th>Remark</th> </tr> <tr> <th>MHz</th> <th>dBuV/m</th> <th>dBuV/m</th> <th>dB</th> <th>dBuV</th> <th>dB/m</th> <th>dB</th> <th>dB</th> <th>cm</th> <th>deg</th> </tr> </thead> <tbody> <tr> <td>1</td> <td>2462.00</td> <td>97.04</td> <td>74.00</td> <td>23.04</td> <td>88.85</td> <td>32.42</td> <td>7.86</td> <td>32.09</td> <td>200</td> <td>80 PEAK</td> </tr> </tbody> </table>	Limit	Read	Ant	Cable	Preamp	APos	TPos	Freq	Level	Line	Margin	Level	Factor	Loss Factor	cm	deg	Remark	MHz	dBuV/m	dBuV/m	dB	dBuV	dB/m	dB	dB	cm	deg	1	2462.00	97.04	74.00	23.04	88.85	32.42	7.86	32.09	200	80 PEAK
	Limit	Read	Ant	Cable	Preamp	APos	TPos																																																																							
Freq	Level	Line	Margin	Level	Factor	Loss Factor	cm	deg	Remark																																																																					
MHz	dBuV/m	dBuV/m	dB	dBuV	dB/m	dB	dB	cm	deg																																																																					
1	2483.66	60.53	74.00	-13.47	52.29	32.46	7.88	32.10	200	80 PEAK																																																																				
Limit	Read	Ant	Cable	Preamp	APos	TPos																																																																								
Freq	Level	Line	Margin	Level	Factor	Loss Factor	cm	deg	Remark																																																																					
MHz	dBuV/m	dBuV/m	dB	dBuV	dB/m	dB	dB	cm	deg																																																																					
1	2462.00	97.04	74.00	23.04	88.85	32.42	7.86	32.09	200	80 PEAK																																																																				
Avg	<table border="1"> <thead> <tr> <th>Limit</th> <th>Read</th> <th>Ant</th> <th>Cable</th> <th>Preamp</th> <th>APos</th> <th>TPos</th> </tr> <tr> <th>Freq</th> <th>Level</th> <th>Line</th> <th>Margin</th> <th>Level</th> <th>Factor</th> <th>Loss Factor</th> <th>cm</th> <th>deg</th> <th>Remark</th> </tr> <tr> <th>MHz</th> <th>dBuV/m</th> <th>dBuV/m</th> <th>dB</th> <th>dBuV</th> <th>dB/m</th> <th>dB</th> <th>dB</th> <th>cm</th> <th>deg</th> </tr> </thead> <tbody> <tr> <td>1</td> <td>2483.55</td> <td>45.31</td> <td>54.00</td> <td>-8.69</td> <td>37.07</td> <td>32.46</td> <td>7.88</td> <td>32.10</td> <td>200</td> <td>80 AVERAGE</td> </tr> </tbody> </table>	Limit	Read	Ant	Cable	Preamp	APos	TPos	Freq	Level	Line	Margin	Level	Factor	Loss Factor	cm	deg	Remark	MHz	dBuV/m	dBuV/m	dB	dBuV	dB/m	dB	dB	cm	deg	1	2483.55	45.31	54.00	-8.69	37.07	32.46	7.88	32.10	200	80 AVERAGE	<table border="1"> <thead> <tr> <th>Limit</th> <th>Read</th> <th>Ant</th> <th>Cable</th> <th>Preamp</th> <th>APos</th> <th>TPos</th> </tr> <tr> <th>Freq</th> <th>Level</th> <th>Line</th> <th>Margin</th> <th>Level</th> <th>Factor</th> <th>Loss Factor</th> <th>cm</th> <th>deg</th> <th>Remark</th> </tr> <tr> <th>MHz</th> <th>dBuV/m</th> <th>dBuV/m</th> <th>dB</th> <th>dBuV</th> <th>dB/m</th> <th>dB</th> <th>dB</th> <th>cm</th> <th>deg</th> </tr> </thead> <tbody> <tr> <td>1</td> <td>2462.00</td> <td>90.22</td> <td>54.00</td> <td>36.22</td> <td>82.03</td> <td>32.42</td> <td>7.86</td> <td>32.09</td> <td>200</td> <td>80 AVERAGE</td> </tr> </tbody> </table>	Limit	Read	Ant	Cable	Preamp	APos	TPos	Freq	Level	Line	Margin	Level	Factor	Loss Factor	cm	deg	Remark	MHz	dBuV/m	dBuV/m	dB	dBuV	dB/m	dB	dB	cm	deg	1	2462.00	90.22	54.00	36.22	82.03	32.42	7.86	32.09	200	80 AVERAGE
Limit	Read	Ant	Cable	Preamp	APos	TPos																																																																								
Freq	Level	Line	Margin	Level	Factor	Loss Factor	cm	deg	Remark																																																																					
MHz	dBuV/m	dBuV/m	dB	dBuV	dB/m	dB	dB	cm	deg																																																																					
1	2483.55	45.31	54.00	-8.69	37.07	32.46	7.88	32.10	200	80 AVERAGE																																																																				
Limit	Read	Ant	Cable	Preamp	APos	TPos																																																																								
Freq	Level	Line	Margin	Level	Factor	Loss Factor	cm	deg	Remark																																																																					
MHz	dBuV/m	dBuV/m	dB	dBuV	dB/m	dB	dB	cm	deg																																																																					
1	2462.00	90.22	54.00	36.22	82.03	32.42	7.86	32.09	200	80 AVERAGE																																																																				



Mode	9																																																																																																
	Harmonic																																																																																																
	2400-2483.5_802.11n HT20_CH11_2462MHz																																																																																																
ANT	5																																																																																																
Pol.	Horizontal	Vertical																																																																																															
Peak Avg	<p style="text-align: right;">Date: 2024-09-23</p>	<p style="text-align: right;">Date: 2024-09-23</p>																																																																																															
	<table border="1"> <thead> <tr> <th>Limit</th> <th>Read</th> <th>Ant</th> <th>Cable</th> <th>Preamp</th> <th>Apos</th> <th>TPos</th> <th></th> </tr> <tr> <th>Freq</th> <th>Level</th> <th>Line</th> <th>Margin</th> <th>Level</th> <th>Factor</th> <th>Loss</th> <th>Factor</th> </tr> <tr> <th>MHz</th> <th>dBuV/m</th> <th>dBuV/m</th> <th>dB</th> <th>dBuV</th> <th>dB/m</th> <th>dB</th> <th>dB</th> </tr> </thead> <tbody> <tr> <td>1</td> <td>4924.00</td> <td>45.88</td> <td>74.00</td> <td>-28.12</td> <td>51.42</td> <td>34.87</td> <td>11.12</td> <td>51.53</td> <td>---</td> <td>---</td> <td>Peak</td> </tr> <tr> <td>2</td> <td>7386.00</td> <td>47.37</td> <td>74.00</td> <td>-26.63</td> <td>49.07</td> <td>36.35</td> <td>13.13</td> <td>51.18</td> <td>---</td> <td>---</td> <td>Peak</td> </tr> </tbody> </table>	Limit	Read	Ant	Cable	Preamp	Apos	TPos		Freq	Level	Line	Margin	Level	Factor	Loss	Factor	MHz	dBuV/m	dBuV/m	dB	dBuV	dB/m	dB	dB	1	4924.00	45.88	74.00	-28.12	51.42	34.87	11.12	51.53	---	---	Peak	2	7386.00	47.37	74.00	-26.63	49.07	36.35	13.13	51.18	---	---	Peak	<table border="1"> <thead> <tr> <th>Limit</th> <th>Read</th> <th>Ant</th> <th>Cable</th> <th>Preamp</th> <th>Apos</th> <th>TPos</th> <th></th> </tr> <tr> <th>Freq</th> <th>Level</th> <th>Line</th> <th>Margin</th> <th>Level</th> <th>Factor</th> <th>Loss</th> <th>Factor</th> </tr> <tr> <th>MHz</th> <th>dBuV/m</th> <th>dBuV/m</th> <th>dB</th> <th>dBuV</th> <th>dB/m</th> <th>dB</th> <th>dB</th> </tr> </thead> <tbody> <tr> <td>1</td> <td>4924.00</td> <td>45.13</td> <td>74.00</td> <td>-28.87</td> <td>50.67</td> <td>34.87</td> <td>11.12</td> <td>51.53</td> <td>---</td> <td>---</td> <td>Peak</td> </tr> <tr> <td>2</td> <td>7386.00</td> <td>47.70</td> <td>74.00</td> <td>-26.30</td> <td>49.40</td> <td>36.35</td> <td>13.13</td> <td>51.18</td> <td>---</td> <td>---</td> <td>Peak</td> </tr> </tbody> </table>	Limit	Read	Ant	Cable	Preamp	Apos	TPos		Freq	Level	Line	Margin	Level	Factor	Loss	Factor	MHz	dBuV/m	dBuV/m	dB	dBuV	dB/m	dB	dB	1	4924.00	45.13	74.00	-28.87	50.67	34.87	11.12	51.53	---	---	Peak	2	7386.00	47.70	74.00	-26.30	49.40	36.35	13.13	51.18	---	---
Limit	Read	Ant	Cable	Preamp	Apos	TPos																																																																																											
Freq	Level	Line	Margin	Level	Factor	Loss	Factor																																																																																										
MHz	dBuV/m	dBuV/m	dB	dBuV	dB/m	dB	dB																																																																																										
1	4924.00	45.88	74.00	-28.12	51.42	34.87	11.12	51.53	---	---	Peak																																																																																						
2	7386.00	47.37	74.00	-26.63	49.07	36.35	13.13	51.18	---	---	Peak																																																																																						
Limit	Read	Ant	Cable	Preamp	Apos	TPos																																																																																											
Freq	Level	Line	Margin	Level	Factor	Loss	Factor																																																																																										
MHz	dBuV/m	dBuV/m	dB	dBuV	dB/m	dB	dB																																																																																										
1	4924.00	45.13	74.00	-28.87	50.67	34.87	11.12	51.53	---	---	Peak																																																																																						
2	7386.00	47.70	74.00	-26.30	49.40	36.35	13.13	51.18	---	---	Peak																																																																																						

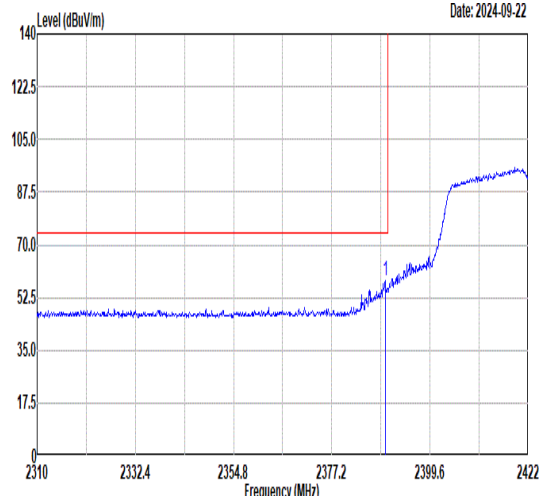
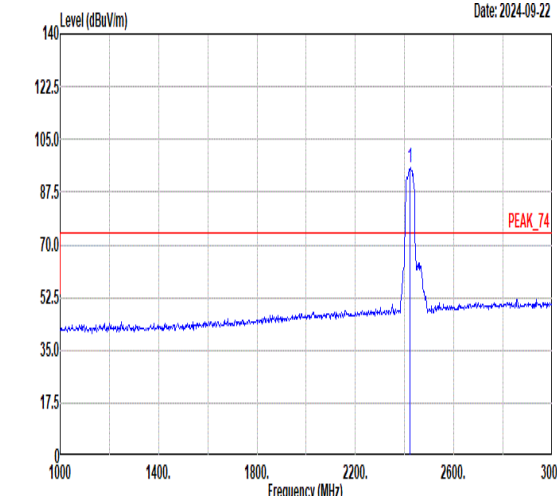
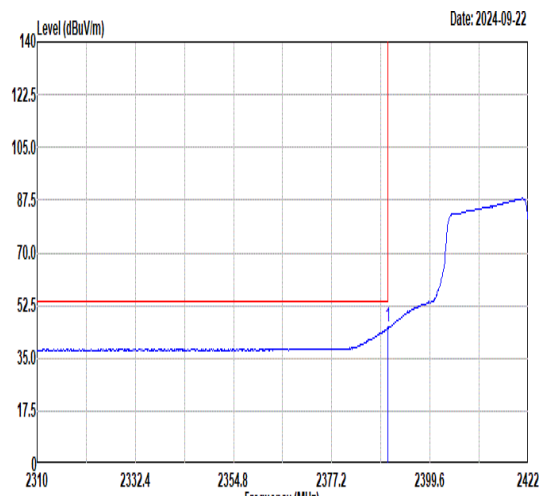
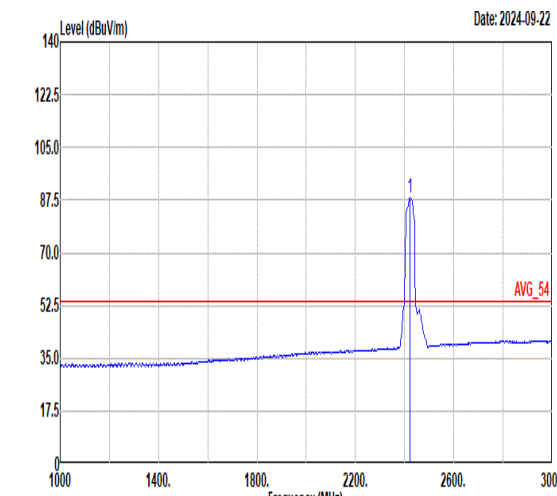


Mode	10																																																																											
	Band Edge - L																																																																											
	2400-2483.5_802.11n HT40_CH03_2422MHz																																																																											
ANT	5																																																																											
Pol.	Horizontal	Fundamental																																																																										
Peak	<p style="text-align: right;">Date: 2024-09-22</p> <table border="1"> <thead> <tr> <th>Limit</th> <th>Read</th> <th>Ant</th> <th>Cable</th> <th>Preamp</th> <th>APos</th> <th>TPos</th> <th>Remark</th> </tr> <tr> <th>Freq</th> <th>Level</th> <th>Line</th> <th>Margin</th> <th>Level</th> <th>Factor</th> <th>Loss Factor</th> <th></th> </tr> <tr> <th>MHz</th> <th>dBuV/m</th> <th>dBuV/m</th> <th>dB</th> <th>dBuV</th> <th>dB/m</th> <th>dB</th> <th>cm</th> <th>deg</th> </tr> </thead> <tbody> <tr> <td>1</td> <td>2388.29</td> <td>62.69</td> <td>74.00</td> <td>-11.31</td> <td>54.76</td> <td>32.25</td> <td>7.76</td> <td>32.08</td> <td>401</td> <td>143</td> <td>PEAK</td> </tr> </tbody> </table>	Limit	Read	Ant	Cable	Preamp	APos	TPos	Remark	Freq	Level	Line	Margin	Level	Factor	Loss Factor		MHz	dBuV/m	dBuV/m	dB	dBuV	dB/m	dB	cm	deg	1	2388.29	62.69	74.00	-11.31	54.76	32.25	7.76	32.08	401	143	PEAK	<p style="text-align: right;">Date: 2024-09-22</p> <table border="1"> <thead> <tr> <th>Limit</th> <th>Read</th> <th>Ant</th> <th>Cable</th> <th>Preamp</th> <th>APos</th> <th>TPos</th> <th>Remark</th> </tr> <tr> <th>Freq</th> <th>Level</th> <th>Line</th> <th>Margin</th> <th>Level</th> <th>Factor</th> <th>Loss Factor</th> <th></th> </tr> <tr> <th>MHz</th> <th>dBuV/m</th> <th>dBuV/m</th> <th>dB</th> <th>dBuV</th> <th>dB/m</th> <th>dB</th> <th>cm</th> <th>deg</th> </tr> </thead> <tbody> <tr> <td>1</td> <td>2422.00</td> <td>100.74</td> <td>-----</td> <td>-----</td> <td>92.67</td> <td>32.33</td> <td>7.82</td> <td>32.08</td> <td>401</td> <td>143</td> <td>PEAK</td> </tr> </tbody> </table>	Limit	Read	Ant	Cable	Preamp	APos	TPos	Remark	Freq	Level	Line	Margin	Level	Factor	Loss Factor		MHz	dBuV/m	dBuV/m	dB	dBuV	dB/m	dB	cm	deg	1	2422.00	100.74	-----	-----	92.67	32.33	7.82	32.08	401	143	PEAK
	Limit	Read	Ant	Cable	Preamp	APos	TPos	Remark																																																																				
Freq	Level	Line	Margin	Level	Factor	Loss Factor																																																																						
MHz	dBuV/m	dBuV/m	dB	dBuV	dB/m	dB	cm	deg																																																																				
1	2388.29	62.69	74.00	-11.31	54.76	32.25	7.76	32.08	401	143	PEAK																																																																	
Limit	Read	Ant	Cable	Preamp	APos	TPos	Remark																																																																					
Freq	Level	Line	Margin	Level	Factor	Loss Factor																																																																						
MHz	dBuV/m	dBuV/m	dB	dBuV	dB/m	dB	cm	deg																																																																				
1	2422.00	100.74	-----	-----	92.67	32.33	7.82	32.08	401	143	PEAK																																																																	
Avg	<p style="text-align: right;">Date: 2024-09-22</p> <table border="1"> <thead> <tr> <th>Limit</th> <th>Read</th> <th>Ant</th> <th>Cable</th> <th>Preamp</th> <th>APos</th> <th>TPos</th> <th>Remark</th> </tr> <tr> <th>Freq</th> <th>Level</th> <th>Line</th> <th>Margin</th> <th>Level</th> <th>Factor</th> <th>Loss Factor</th> <th></th> </tr> <tr> <th>MHz</th> <th>dBuV/m</th> <th>dBuV/m</th> <th>dB</th> <th>dBuV</th> <th>dB/m</th> <th>dB</th> <th>cm</th> <th>deg</th> </tr> </thead> <tbody> <tr> <td>1</td> <td>2389.97</td> <td>49.62</td> <td>54.00</td> <td>-4.38</td> <td>41.68</td> <td>32.26</td> <td>7.76</td> <td>32.08</td> <td>401</td> <td>143</td> <td>AVERAGE</td> </tr> </tbody> </table>	Limit	Read	Ant	Cable	Preamp	APos	TPos	Remark	Freq	Level	Line	Margin	Level	Factor	Loss Factor		MHz	dBuV/m	dBuV/m	dB	dBuV	dB/m	dB	cm	deg	1	2389.97	49.62	54.00	-4.38	41.68	32.26	7.76	32.08	401	143	AVERAGE	<p style="text-align: right;">Date: 2024-09-22</p> <table border="1"> <thead> <tr> <th>Limit</th> <th>Read</th> <th>Ant</th> <th>Cable</th> <th>Preamp</th> <th>APos</th> <th>TPos</th> <th>Remark</th> </tr> <tr> <th>Freq</th> <th>Level</th> <th>Line</th> <th>Margin</th> <th>Level</th> <th>Factor</th> <th>Loss Factor</th> <th></th> </tr> <tr> <th>MHz</th> <th>dBuV/m</th> <th>dBuV/m</th> <th>dB</th> <th>dBuV</th> <th>dB/m</th> <th>dB</th> <th>cm</th> <th>deg</th> </tr> </thead> <tbody> <tr> <td>1</td> <td>2422.00</td> <td>92.85</td> <td>-----</td> <td>-----</td> <td>84.78</td> <td>32.33</td> <td>7.82</td> <td>32.08</td> <td>401</td> <td>143</td> <td>AVERAGE</td> </tr> </tbody> </table>	Limit	Read	Ant	Cable	Preamp	APos	TPos	Remark	Freq	Level	Line	Margin	Level	Factor	Loss Factor		MHz	dBuV/m	dBuV/m	dB	dBuV	dB/m	dB	cm	deg	1	2422.00	92.85	-----	-----	84.78	32.33	7.82	32.08	401	143	AVERAGE
Limit	Read	Ant	Cable	Preamp	APos	TPos	Remark																																																																					
Freq	Level	Line	Margin	Level	Factor	Loss Factor																																																																						
MHz	dBuV/m	dBuV/m	dB	dBuV	dB/m	dB	cm	deg																																																																				
1	2389.97	49.62	54.00	-4.38	41.68	32.26	7.76	32.08	401	143	AVERAGE																																																																	
Limit	Read	Ant	Cable	Preamp	APos	TPos	Remark																																																																					
Freq	Level	Line	Margin	Level	Factor	Loss Factor																																																																						
MHz	dBuV/m	dBuV/m	dB	dBuV	dB/m	dB	cm	deg																																																																				
1	2422.00	92.85	-----	-----	84.78	32.33	7.82	32.08	401	143	AVERAGE																																																																	



Mode	10																																					
	Band Edge - R																																					
	2400-2483.5_802.11n HT40_CH03_2422MHz																																					
ANT	5																																					
Pol.	Horizontal	Fundamental																																				
Peak	<table border="1"> <thead> <tr> <th>Limit</th> <th>Read</th> <th>Ant</th> <th>Cable</th> <th>Preamp</th> <th>APos</th> <th>TPos</th> <th>Remark</th> </tr> <tr> <th>Freq</th> <th>Level</th> <th>Line</th> <th>Margin</th> <th>Level</th> <th>Factor</th> <th>Loss</th> <th>Factor</th> </tr> <tr> <th>MHz</th> <th>dBuV/m</th> <th>dBuV/m</th> <th>dB</th> <th>dBuV</th> <th>dB/m</th> <th>dB</th> <th>dB</th> </tr> </thead> <tbody> <tr> <td>1</td> <td>2484.87</td> <td>53.81</td> <td>74.00</td> <td>-20.19</td> <td>45.56</td> <td>32.47</td> <td>7.88</td> <td>32.10</td> <td>401</td> <td>143</td> <td>PEAK</td> </tr> </tbody> </table>	Limit	Read	Ant	Cable	Preamp	APos	TPos	Remark	Freq	Level	Line	Margin	Level	Factor	Loss	Factor	MHz	dBuV/m	dBuV/m	dB	dBuV	dB/m	dB	dB	1	2484.87	53.81	74.00	-20.19	45.56	32.47	7.88	32.10	401	143	PEAK	Blank
Limit	Read	Ant	Cable	Preamp	APos	TPos	Remark																															
Freq	Level	Line	Margin	Level	Factor	Loss	Factor																															
MHz	dBuV/m	dBuV/m	dB	dBuV	dB/m	dB	dB																															
1	2484.87	53.81	74.00	-20.19	45.56	32.47	7.88	32.10	401	143	PEAK																											
Avg	<table border="1"> <thead> <tr> <th>Limit</th> <th>Read</th> <th>Ant</th> <th>Cable</th> <th>Preamp</th> <th>APos</th> <th>TPos</th> <th>Remark</th> </tr> <tr> <th>Freq</th> <th>Level</th> <th>Line</th> <th>Margin</th> <th>Level</th> <th>Factor</th> <th>Loss</th> <th>Factor</th> </tr> <tr> <th>MHz</th> <th>dBuV/m</th> <th>dBuV/m</th> <th>dB</th> <th>dBuV</th> <th>dB/m</th> <th>dB</th> <th>dB</th> </tr> </thead> <tbody> <tr> <td>1</td> <td>2484.48</td> <td>41.33</td> <td>54.00</td> <td>-12.67</td> <td>33.08</td> <td>32.47</td> <td>7.88</td> <td>32.10</td> <td>401</td> <td>143</td> <td>AVERAGE</td> </tr> </tbody> </table>	Limit	Read	Ant	Cable	Preamp	APos	TPos	Remark	Freq	Level	Line	Margin	Level	Factor	Loss	Factor	MHz	dBuV/m	dBuV/m	dB	dBuV	dB/m	dB	dB	1	2484.48	41.33	54.00	-12.67	33.08	32.47	7.88	32.10	401	143	AVERAGE	Blank
Limit	Read	Ant	Cable	Preamp	APos	TPos	Remark																															
Freq	Level	Line	Margin	Level	Factor	Loss	Factor																															
MHz	dBuV/m	dBuV/m	dB	dBuV	dB/m	dB	dB																															
1	2484.48	41.33	54.00	-12.67	33.08	32.47	7.88	32.10	401	143	AVERAGE																											



Mode	10																																																																															
	Band Edge - L																																																																															
	2400-2483.5_802.11n HT40_CH03_2422MHz																																																																															
ANT	5																																																																															
Pol.	Vertical	Fundamental																																																																														
Peak	 <p>Date: 2024-09-22</p> <table border="1"> <thead> <tr> <th>Limit</th> <th>Read</th> <th>Ant</th> <th>Cable</th> <th>Preamp</th> <th>APos</th> <th>TPos</th> <th colspan="2">Remark</th> </tr> <tr> <th>Freq</th> <th>Level</th> <th>Line</th> <th>Margin</th> <th>Level</th> <th>Factor</th> <th>Loss Factor</th> <th>dB</th> <th>dB</th> </tr> <tr> <th>MHz</th> <th>dBuV/m</th> <th>dBuV/m</th> <th>dB</th> <th>dBuV</th> <th>dB/m</th> <th>dB</th> <th>dB</th> <th>cm</th> <th>deg</th> </tr> </thead> <tbody> <tr> <td>1</td> <td>2389.41</td> <td>58.02</td> <td>74.00</td> <td>-15.98</td> <td>50.08</td> <td>32.26</td> <td>7.76</td> <td>32.08</td> <td>364</td> <td>80 PEAK</td> </tr> </tbody> </table>	Limit	Read	Ant	Cable	Preamp	APos	TPos	Remark		Freq	Level	Line	Margin	Level	Factor	Loss Factor	dB	dB	MHz	dBuV/m	dBuV/m	dB	dBuV	dB/m	dB	dB	cm	deg	1	2389.41	58.02	74.00	-15.98	50.08	32.26	7.76	32.08	364	80 PEAK	 <p>Date: 2024-09-22</p> <table border="1"> <thead> <tr> <th>Limit</th> <th>Read</th> <th>Ant</th> <th>Cable</th> <th>Preamp</th> <th>APos</th> <th>TPos</th> <th colspan="2">Remark</th> </tr> <tr> <th>Freq</th> <th>Level</th> <th>Line</th> <th>Margin</th> <th>Level</th> <th>Factor</th> <th>Loss Factor</th> <th>dB</th> <th>dB</th> </tr> <tr> <th>MHz</th> <th>dBuV/m</th> <th>dBuV/m</th> <th>dB</th> <th>dBuV</th> <th>dB/m</th> <th>dB</th> <th>dB</th> <th>cm</th> <th>deg</th> </tr> </thead> <tbody> <tr> <td>1</td> <td>2422.00</td> <td>95.84</td> <td>-----</td> <td>-----</td> <td>87.77</td> <td>32.33</td> <td>7.82</td> <td>32.08</td> <td>364</td> <td>80 PEAK</td> </tr> </tbody> </table>	Limit	Read	Ant	Cable	Preamp	APos	TPos	Remark		Freq	Level	Line	Margin	Level	Factor	Loss Factor	dB	dB	MHz	dBuV/m	dBuV/m	dB	dBuV	dB/m	dB	dB	cm	deg	1	2422.00	95.84	-----	-----	87.77	32.33	7.82	32.08	364	80 PEAK
	Limit	Read	Ant	Cable	Preamp	APos	TPos	Remark																																																																								
Freq	Level	Line	Margin	Level	Factor	Loss Factor	dB	dB																																																																								
MHz	dBuV/m	dBuV/m	dB	dBuV	dB/m	dB	dB	cm	deg																																																																							
1	2389.41	58.02	74.00	-15.98	50.08	32.26	7.76	32.08	364	80 PEAK																																																																						
Limit	Read	Ant	Cable	Preamp	APos	TPos	Remark																																																																									
Freq	Level	Line	Margin	Level	Factor	Loss Factor	dB	dB																																																																								
MHz	dBuV/m	dBuV/m	dB	dBuV	dB/m	dB	dB	cm	deg																																																																							
1	2422.00	95.84	-----	-----	87.77	32.33	7.82	32.08	364	80 PEAK																																																																						
Avg	 <p>Date: 2024-09-22</p> <table border="1"> <thead> <tr> <th>Limit</th> <th>Read</th> <th>Ant</th> <th>Cable</th> <th>Preamp</th> <th>APos</th> <th>TPos</th> <th colspan="2">Remark</th> </tr> <tr> <th>Freq</th> <th>Level</th> <th>Line</th> <th>Margin</th> <th>Level</th> <th>Factor</th> <th>Loss Factor</th> <th>dB</th> <th>dB</th> </tr> <tr> <th>MHz</th> <th>dBuV/m</th> <th>dBuV/m</th> <th>dB</th> <th>dBuV</th> <th>dB/m</th> <th>dB</th> <th>dB</th> <th>cm</th> <th>deg</th> </tr> </thead> <tbody> <tr> <td>1</td> <td>2389.97</td> <td>45.18</td> <td>54.00</td> <td>-8.82</td> <td>37.24</td> <td>32.26</td> <td>7.76</td> <td>32.08</td> <td>364</td> <td>80 AVERAGE</td> </tr> </tbody> </table>	Limit	Read	Ant	Cable	Preamp	APos	TPos	Remark		Freq	Level	Line	Margin	Level	Factor	Loss Factor	dB	dB	MHz	dBuV/m	dBuV/m	dB	dBuV	dB/m	dB	dB	cm	deg	1	2389.97	45.18	54.00	-8.82	37.24	32.26	7.76	32.08	364	80 AVERAGE	 <p>Date: 2024-09-22</p> <table border="1"> <thead> <tr> <th>Limit</th> <th>Read</th> <th>Ant</th> <th>Cable</th> <th>Preamp</th> <th>APos</th> <th>TPos</th> <th colspan="2">Remark</th> </tr> <tr> <th>Freq</th> <th>Level</th> <th>Line</th> <th>Margin</th> <th>Level</th> <th>Factor</th> <th>Loss Factor</th> <th>dB</th> <th>dB</th> </tr> <tr> <th>MHz</th> <th>dBuV/m</th> <th>dBuV/m</th> <th>dB</th> <th>dBuV</th> <th>dB/m</th> <th>dB</th> <th>dB</th> <th>cm</th> <th>deg</th> </tr> </thead> <tbody> <tr> <td>1</td> <td>2422.00</td> <td>88.15</td> <td>-----</td> <td>-----</td> <td>80.08</td> <td>32.33</td> <td>7.82</td> <td>32.08</td> <td>364</td> <td>80 AVERAGE</td> </tr> </tbody> </table>	Limit	Read	Ant	Cable	Preamp	APos	TPos	Remark		Freq	Level	Line	Margin	Level	Factor	Loss Factor	dB	dB	MHz	dBuV/m	dBuV/m	dB	dBuV	dB/m	dB	dB	cm	deg	1	2422.00	88.15	-----	-----	80.08	32.33	7.82	32.08	364	80 AVERAGE
Limit	Read	Ant	Cable	Preamp	APos	TPos	Remark																																																																									
Freq	Level	Line	Margin	Level	Factor	Loss Factor	dB	dB																																																																								
MHz	dBuV/m	dBuV/m	dB	dBuV	dB/m	dB	dB	cm	deg																																																																							
1	2389.97	45.18	54.00	-8.82	37.24	32.26	7.76	32.08	364	80 AVERAGE																																																																						
Limit	Read	Ant	Cable	Preamp	APos	TPos	Remark																																																																									
Freq	Level	Line	Margin	Level	Factor	Loss Factor	dB	dB																																																																								
MHz	dBuV/m	dBuV/m	dB	dBuV	dB/m	dB	dB	cm	deg																																																																							
1	2422.00	88.15	-----	-----	80.08	32.33	7.82	32.08	364	80 AVERAGE																																																																						



Mode	10																																					
	Band Edge - R																																					
	2400-2483.5_802.11n HT40_CH03_2422MHz																																					
ANT	5																																					
Pol.	Vertical	Fundamental																																				
Peak	<table border="1"> <thead> <tr> <th>Limit</th> <th>Read</th> <th>Ant</th> <th>Cable</th> <th>Preamp</th> <th>APos</th> <th>TPos</th> <th>Remark</th> </tr> <tr> <th>Freq</th> <th>Level</th> <th>Line</th> <th>Margin</th> <th>Level</th> <th>Factor</th> <th>Loss</th> <th>Factor</th> </tr> <tr> <th>MHz</th> <th>dBuV/m</th> <th>dBuV/m</th> <th>dB</th> <th>dBuV</th> <th>dB/m</th> <th>dB</th> <th>dB</th> </tr> </thead> <tbody> <tr> <td>1</td> <td>2483.93</td> <td>53.80</td> <td>74.00</td> <td>-20.20</td> <td>45.56</td> <td>32.46</td> <td>7.88</td> <td>32.10</td> <td>364</td> <td>80</td> <td>PEAK</td> </tr> </tbody> </table>	Limit	Read	Ant	Cable	Preamp	APos	TPos	Remark	Freq	Level	Line	Margin	Level	Factor	Loss	Factor	MHz	dBuV/m	dBuV/m	dB	dBuV	dB/m	dB	dB	1	2483.93	53.80	74.00	-20.20	45.56	32.46	7.88	32.10	364	80	PEAK	Blank
Limit	Read	Ant	Cable	Preamp	APos	TPos	Remark																															
Freq	Level	Line	Margin	Level	Factor	Loss	Factor																															
MHz	dBuV/m	dBuV/m	dB	dBuV	dB/m	dB	dB																															
1	2483.93	53.80	74.00	-20.20	45.56	32.46	7.88	32.10	364	80	PEAK																											
Avg	<table border="1"> <thead> <tr> <th>Limit</th> <th>Read</th> <th>Ant</th> <th>Cable</th> <th>Preamp</th> <th>APos</th> <th>TPos</th> <th>Remark</th> </tr> <tr> <th>Freq</th> <th>Level</th> <th>Line</th> <th>Margin</th> <th>Level</th> <th>Factor</th> <th>Loss</th> <th>Factor</th> </tr> <tr> <th>MHz</th> <th>dBuV/m</th> <th>dBuV/m</th> <th>dB</th> <th>dBuV</th> <th>dB/m</th> <th>dB</th> <th>dB</th> </tr> </thead> <tbody> <tr> <td>1</td> <td>2483.85</td> <td>41.41</td> <td>54.00</td> <td>-12.59</td> <td>33.17</td> <td>32.46</td> <td>7.88</td> <td>32.10</td> <td>364</td> <td>80</td> <td>AVERAGE</td> </tr> </tbody> </table>	Limit	Read	Ant	Cable	Preamp	APos	TPos	Remark	Freq	Level	Line	Margin	Level	Factor	Loss	Factor	MHz	dBuV/m	dBuV/m	dB	dBuV	dB/m	dB	dB	1	2483.85	41.41	54.00	-12.59	33.17	32.46	7.88	32.10	364	80	AVERAGE	Blank
Limit	Read	Ant	Cable	Preamp	APos	TPos	Remark																															
Freq	Level	Line	Margin	Level	Factor	Loss	Factor																															
MHz	dBuV/m	dBuV/m	dB	dBuV	dB/m	dB	dB																															
1	2483.85	41.41	54.00	-12.59	33.17	32.46	7.88	32.10	364	80	AVERAGE																											



Mode	11																																																																																	
	Band Edge - L																																																																																	
	2400-2483.5_802.11n_HT40_CH09_2452MHz																																																																																	
ANT	5																																																																																	
Pol.	Horizontal	Fundamental																																																																																
Peak	<table border="1"> <thead> <tr> <th>Limit</th> <th>Margin</th> <th>Read</th> <th>Ant</th> <th>Cable</th> <th>Preamp</th> <th>APos</th> <th>TPos</th> <th>Remark</th> </tr> <tr> <th>Freq</th> <th>Level</th> <th>Line</th> <th>(dB)</th> <th>Level</th> <th>Factor</th> <th>Loss</th> <th>Factor</th> <th></th> </tr> <tr> <th>MHz</th> <th>dBuV/m</th> <th>dBuV/m</th> <th>dB</th> <th>dBuV</th> <th>dB/m</th> <th>dB</th> <th>dB</th> <th>cm</th> <th>deg</th> </tr> </thead> <tbody> <tr> <td>1</td> <td>2378.59</td> <td>49.24</td> <td>74.00</td> <td>-24.76</td> <td>41.36</td> <td>32.23</td> <td>7.73</td> <td>32.08</td> <td>370</td> <td>148</td> <td>PEAK</td> </tr> </tbody> </table>	Limit	Margin	Read	Ant	Cable	Preamp	APos	TPos	Remark	Freq	Level	Line	(dB)	Level	Factor	Loss	Factor		MHz	dBuV/m	dBuV/m	dB	dBuV	dB/m	dB	dB	cm	deg	1	2378.59	49.24	74.00	-24.76	41.36	32.23	7.73	32.08	370	148	PEAK	<table border="1"> <thead> <tr> <th>Limit</th> <th>Margin</th> <th>Read</th> <th>Ant</th> <th>Cable</th> <th>Preamp</th> <th>APos</th> <th>TPos</th> <th>Remark</th> </tr> <tr> <th>Freq</th> <th>Level</th> <th>Line</th> <th>(dB)</th> <th>Level</th> <th>Factor</th> <th>Loss</th> <th>Factor</th> <th></th> </tr> <tr> <th>MHz</th> <th>dBuV/m</th> <th>dBuV/m</th> <th>dB</th> <th>dBuV</th> <th>dB/m</th> <th>dB</th> <th>dB</th> <th>cm</th> <th>deg</th> </tr> </thead> <tbody> <tr> <td>1</td> <td>2452.00</td> <td>98.95</td> <td>74.00</td> <td>24.85</td> <td>90.75</td> <td>32.43</td> <td>7.86</td> <td>32.09</td> <td>370</td> <td>148</td> <td>PEAK_74</td> </tr> </tbody> </table>	Limit	Margin	Read	Ant	Cable	Preamp	APos	TPos	Remark	Freq	Level	Line	(dB)	Level	Factor	Loss	Factor		MHz	dBuV/m	dBuV/m	dB	dBuV	dB/m	dB	dB	cm	deg	1	2452.00	98.95	74.00	24.85	90.75	32.43	7.86	32.09	370	148	PEAK_74
	Limit	Margin	Read	Ant	Cable	Preamp	APos	TPos	Remark																																																																									
Freq	Level	Line	(dB)	Level	Factor	Loss	Factor																																																																											
MHz	dBuV/m	dBuV/m	dB	dBuV	dB/m	dB	dB	cm	deg																																																																									
1	2378.59	49.24	74.00	-24.76	41.36	32.23	7.73	32.08	370	148	PEAK																																																																							
Limit	Margin	Read	Ant	Cable	Preamp	APos	TPos	Remark																																																																										
Freq	Level	Line	(dB)	Level	Factor	Loss	Factor																																																																											
MHz	dBuV/m	dBuV/m	dB	dBuV	dB/m	dB	dB	cm	deg																																																																									
1	2452.00	98.95	74.00	24.85	90.75	32.43	7.86	32.09	370	148	PEAK_74																																																																							
Avg	<table border="1"> <thead> <tr> <th>Limit</th> <th>Margin</th> <th>Read</th> <th>Ant</th> <th>Cable</th> <th>Preamp</th> <th>APos</th> <th>TPos</th> <th>Remark</th> </tr> <tr> <th>Freq</th> <th>Level</th> <th>Line</th> <th>(dB)</th> <th>Level</th> <th>Factor</th> <th>Loss</th> <th>Factor</th> <th></th> </tr> <tr> <th>MHz</th> <th>dBuV/m</th> <th>dBuV/m</th> <th>dB</th> <th>dBuV</th> <th>dB/m</th> <th>dB</th> <th>dB</th> <th>cm</th> <th>deg</th> </tr> </thead> <tbody> <tr> <td>1</td> <td>2387.96</td> <td>38.57</td> <td>54.00</td> <td>-15.43</td> <td>30.65</td> <td>32.25</td> <td>7.75</td> <td>32.08</td> <td>370</td> <td>148</td> <td>AVERAGE</td> </tr> </tbody> </table>	Limit	Margin	Read	Ant	Cable	Preamp	APos	TPos	Remark	Freq	Level	Line	(dB)	Level	Factor	Loss	Factor		MHz	dBuV/m	dBuV/m	dB	dBuV	dB/m	dB	dB	cm	deg	1	2387.96	38.57	54.00	-15.43	30.65	32.25	7.75	32.08	370	148	AVERAGE	<table border="1"> <thead> <tr> <th>Limit</th> <th>Margin</th> <th>Read</th> <th>Ant</th> <th>Cable</th> <th>Preamp</th> <th>APos</th> <th>TPos</th> <th>Remark</th> </tr> <tr> <th>Freq</th> <th>Level</th> <th>Line</th> <th>(dB)</th> <th>Level</th> <th>Factor</th> <th>Loss</th> <th>Factor</th> <th></th> </tr> <tr> <th>MHz</th> <th>dBuV/m</th> <th>dBuV/m</th> <th>dB</th> <th>dBuV</th> <th>dB/m</th> <th>dB</th> <th>dB</th> <th>cm</th> <th>deg</th> </tr> </thead> <tbody> <tr> <td>1</td> <td>2452.00</td> <td>91.59</td> <td>54.00</td> <td>37.59</td> <td>83.39</td> <td>32.43</td> <td>7.86</td> <td>32.09</td> <td>370</td> <td>148</td> <td>AVERAGE</td> </tr> </tbody> </table>	Limit	Margin	Read	Ant	Cable	Preamp	APos	TPos	Remark	Freq	Level	Line	(dB)	Level	Factor	Loss	Factor		MHz	dBuV/m	dBuV/m	dB	dBuV	dB/m	dB	dB	cm	deg	1	2452.00	91.59	54.00	37.59	83.39	32.43	7.86	32.09	370	148	AVERAGE
Limit	Margin	Read	Ant	Cable	Preamp	APos	TPos	Remark																																																																										
Freq	Level	Line	(dB)	Level	Factor	Loss	Factor																																																																											
MHz	dBuV/m	dBuV/m	dB	dBuV	dB/m	dB	dB	cm	deg																																																																									
1	2387.96	38.57	54.00	-15.43	30.65	32.25	7.75	32.08	370	148	AVERAGE																																																																							
Limit	Margin	Read	Ant	Cable	Preamp	APos	TPos	Remark																																																																										
Freq	Level	Line	(dB)	Level	Factor	Loss	Factor																																																																											
MHz	dBuV/m	dBuV/m	dB	dBuV	dB/m	dB	dB	cm	deg																																																																									
1	2452.00	91.59	54.00	37.59	83.39	32.43	7.86	32.09	370	148	AVERAGE																																																																							



Mode	11																																								
	Band Edge - R																																								
	2400-2483.5_802.11n HT40_CH09_2452MHz																																								
ANT	5																																								
Pol.	Horizontal	Fundamental																																							
Peak	<p>Date: 2024-09-23</p> <table border="1"> <thead> <tr> <th>Limit</th> <th>Margin</th> <th>Read</th> <th>Ant</th> <th>Cable</th> <th>Preamp</th> <th>APos</th> <th>TPos</th> <th>Remark</th> </tr> <tr> <th>Freq</th> <th>Level</th> <th>Line</th> <th>(dB)</th> <th>Level</th> <th>Factor</th> <th>Loss</th> <th>Factor</th> <th></th> </tr> <tr> <th>MHz</th> <th>dBuV/m</th> <th>dBuV/m</th> <th>dBuV</th> <th>dB/m</th> <th>dB</th> <th>dB</th> <th>cm</th> <th>deg</th> </tr> </thead> <tbody> <tr> <td>1</td> <td>2483.73</td> <td>65.37</td> <td>74.00</td> <td>-8.63</td> <td>57.13</td> <td>32.46</td> <td>7.88</td> <td>32.10</td> <td>370</td> <td>148</td> <td>PEAK</td> </tr> </tbody> </table>	Limit	Margin	Read	Ant	Cable	Preamp	APos	TPos	Remark	Freq	Level	Line	(dB)	Level	Factor	Loss	Factor		MHz	dBuV/m	dBuV/m	dBuV	dB/m	dB	dB	cm	deg	1	2483.73	65.37	74.00	-8.63	57.13	32.46	7.88	32.10	370	148	PEAK	Blank
Limit	Margin	Read	Ant	Cable	Preamp	APos	TPos	Remark																																	
Freq	Level	Line	(dB)	Level	Factor	Loss	Factor																																		
MHz	dBuV/m	dBuV/m	dBuV	dB/m	dB	dB	cm	deg																																	
1	2483.73	65.37	74.00	-8.63	57.13	32.46	7.88	32.10	370	148	PEAK																														
Avg	<p>Date: 2024-09-23</p> <table border="1"> <thead> <tr> <th>Limit</th> <th>Margin</th> <th>Read</th> <th>Ant</th> <th>Cable</th> <th>Preamp</th> <th>APos</th> <th>TPos</th> <th>Remark</th> </tr> <tr> <th>Freq</th> <th>Level</th> <th>Line</th> <th>(dB)</th> <th>Level</th> <th>Factor</th> <th>Loss</th> <th>Factor</th> <th></th> </tr> <tr> <th>MHz</th> <th>dBuV/m</th> <th>dBuV/m</th> <th>dBuV</th> <th>dB/m</th> <th>dB</th> <th>dB</th> <th>cm</th> <th>deg</th> </tr> </thead> <tbody> <tr> <td>1</td> <td>2483.68</td> <td>50.25</td> <td>54.00</td> <td>-3.75</td> <td>42.01</td> <td>32.46</td> <td>7.88</td> <td>32.10</td> <td>370</td> <td>148</td> <td>AVERAGE</td> </tr> </tbody> </table>	Limit	Margin	Read	Ant	Cable	Preamp	APos	TPos	Remark	Freq	Level	Line	(dB)	Level	Factor	Loss	Factor		MHz	dBuV/m	dBuV/m	dBuV	dB/m	dB	dB	cm	deg	1	2483.68	50.25	54.00	-3.75	42.01	32.46	7.88	32.10	370	148	AVERAGE	Blank
Limit	Margin	Read	Ant	Cable	Preamp	APos	TPos	Remark																																	
Freq	Level	Line	(dB)	Level	Factor	Loss	Factor																																		
MHz	dBuV/m	dBuV/m	dBuV	dB/m	dB	dB	cm	deg																																	
1	2483.68	50.25	54.00	-3.75	42.01	32.46	7.88	32.10	370	148	AVERAGE																														



Mode	11																																																																																	
	Band Edge - L																																																																																	
	2400-2483.5_802.11n_HT40_CH09_2452MHz																																																																																	
ANT	5																																																																																	
Pol.	Vertical	Fundamental																																																																																
Peak	<table border="1"> <thead> <tr> <th>Limit</th> <th>Margin</th> <th>Read</th> <th>Ant</th> <th>Cable</th> <th>Preamp</th> <th>APos</th> <th>TPos</th> <th>Remark</th> </tr> <tr> <th>Freq</th> <th>Level</th> <th>Line</th> <th>(dB)</th> <th>Level</th> <th>Factor</th> <th>Loss</th> <th>Factor</th> <th></th> </tr> <tr> <th>MHz</th> <th>dBuV/m</th> <th>dBuV/m</th> <th>dB</th> <th>dBuV</th> <th>dB/m</th> <th>dB</th> <th>dB</th> <th>cm</th> <th>deg</th> </tr> </thead> <tbody> <tr> <td>1</td> <td>2369.07</td> <td>48.88</td> <td>74.00</td> <td>-25.12</td> <td>41.04</td> <td>32.21</td> <td>7.70</td> <td>32.07</td> <td>200</td> <td>69</td> <td>PEAK</td> </tr> </tbody> </table>	Limit	Margin	Read	Ant	Cable	Preamp	APos	TPos	Remark	Freq	Level	Line	(dB)	Level	Factor	Loss	Factor		MHz	dBuV/m	dBuV/m	dB	dBuV	dB/m	dB	dB	cm	deg	1	2369.07	48.88	74.00	-25.12	41.04	32.21	7.70	32.07	200	69	PEAK	<table border="1"> <thead> <tr> <th>Limit</th> <th>Margin</th> <th>Read</th> <th>Ant</th> <th>Cable</th> <th>Preamp</th> <th>APos</th> <th>TPos</th> <th>Remark</th> </tr> <tr> <th>Freq</th> <th>Level</th> <th>Line</th> <th>(dB)</th> <th>Level</th> <th>Factor</th> <th>Loss</th> <th>Factor</th> <th></th> </tr> <tr> <th>MHz</th> <th>dBuV/m</th> <th>dBuV/m</th> <th>dB</th> <th>dBuV</th> <th>dB/m</th> <th>dB</th> <th>dB</th> <th>cm</th> <th>deg</th> </tr> </thead> <tbody> <tr> <td>1</td> <td>2452.00</td> <td>93.41</td> <td>-----</td> <td>-----</td> <td>85.29</td> <td>32.37</td> <td>7.84</td> <td>32.09</td> <td>200</td> <td>69</td> <td>PEAK</td> </tr> </tbody> </table>	Limit	Margin	Read	Ant	Cable	Preamp	APos	TPos	Remark	Freq	Level	Line	(dB)	Level	Factor	Loss	Factor		MHz	dBuV/m	dBuV/m	dB	dBuV	dB/m	dB	dB	cm	deg	1	2452.00	93.41	-----	-----	85.29	32.37	7.84	32.09	200	69	PEAK
	Limit	Margin	Read	Ant	Cable	Preamp	APos	TPos	Remark																																																																									
Freq	Level	Line	(dB)	Level	Factor	Loss	Factor																																																																											
MHz	dBuV/m	dBuV/m	dB	dBuV	dB/m	dB	dB	cm	deg																																																																									
1	2369.07	48.88	74.00	-25.12	41.04	32.21	7.70	32.07	200	69	PEAK																																																																							
Limit	Margin	Read	Ant	Cable	Preamp	APos	TPos	Remark																																																																										
Freq	Level	Line	(dB)	Level	Factor	Loss	Factor																																																																											
MHz	dBuV/m	dBuV/m	dB	dBuV	dB/m	dB	dB	cm	deg																																																																									
1	2452.00	93.41	-----	-----	85.29	32.37	7.84	32.09	200	69	PEAK																																																																							
Avg	<table border="1"> <thead> <tr> <th>Limit</th> <th>Margin</th> <th>Read</th> <th>Ant</th> <th>Cable</th> <th>Preamp</th> <th>APos</th> <th>TPos</th> <th>Remark</th> </tr> <tr> <th>Freq</th> <th>Level</th> <th>Line</th> <th>(dB)</th> <th>Level</th> <th>Factor</th> <th>Loss</th> <th>Factor</th> <th></th> </tr> <tr> <th>MHz</th> <th>dBuV/m</th> <th>dBuV/m</th> <th>dB</th> <th>dBuV</th> <th>dB/m</th> <th>dB</th> <th>dB</th> <th>cm</th> <th>deg</th> </tr> </thead> <tbody> <tr> <td>1</td> <td>2383.41</td> <td>38.32</td> <td>54.00</td> <td>-15.68</td> <td>30.42</td> <td>32.24</td> <td>7.74</td> <td>32.08</td> <td>200</td> <td>69</td> <td>AVERAGE</td> </tr> </tbody> </table>	Limit	Margin	Read	Ant	Cable	Preamp	APos	TPos	Remark	Freq	Level	Line	(dB)	Level	Factor	Loss	Factor		MHz	dBuV/m	dBuV/m	dB	dBuV	dB/m	dB	dB	cm	deg	1	2383.41	38.32	54.00	-15.68	30.42	32.24	7.74	32.08	200	69	AVERAGE	<table border="1"> <thead> <tr> <th>Limit</th> <th>Margin</th> <th>Read</th> <th>Ant</th> <th>Cable</th> <th>Preamp</th> <th>APos</th> <th>TPos</th> <th>Remark</th> </tr> <tr> <th>Freq</th> <th>Level</th> <th>Line</th> <th>(dB)</th> <th>Level</th> <th>Factor</th> <th>Loss</th> <th>Factor</th> <th></th> </tr> <tr> <th>MHz</th> <th>dBuV/m</th> <th>dBuV/m</th> <th>dB</th> <th>dBuV</th> <th>dB/m</th> <th>dB</th> <th>dB</th> <th>cm</th> <th>deg</th> </tr> </thead> <tbody> <tr> <td>1</td> <td>2452.00</td> <td>85.72</td> <td>-----</td> <td>-----</td> <td>77.60</td> <td>32.37</td> <td>7.84</td> <td>32.09</td> <td>200</td> <td>69</td> <td>AVERAGE</td> </tr> </tbody> </table>	Limit	Margin	Read	Ant	Cable	Preamp	APos	TPos	Remark	Freq	Level	Line	(dB)	Level	Factor	Loss	Factor		MHz	dBuV/m	dBuV/m	dB	dBuV	dB/m	dB	dB	cm	deg	1	2452.00	85.72	-----	-----	77.60	32.37	7.84	32.09	200	69	AVERAGE
Limit	Margin	Read	Ant	Cable	Preamp	APos	TPos	Remark																																																																										
Freq	Level	Line	(dB)	Level	Factor	Loss	Factor																																																																											
MHz	dBuV/m	dBuV/m	dB	dBuV	dB/m	dB	dB	cm	deg																																																																									
1	2383.41	38.32	54.00	-15.68	30.42	32.24	7.74	32.08	200	69	AVERAGE																																																																							
Limit	Margin	Read	Ant	Cable	Preamp	APos	TPos	Remark																																																																										
Freq	Level	Line	(dB)	Level	Factor	Loss	Factor																																																																											
MHz	dBuV/m	dBuV/m	dB	dBuV	dB/m	dB	dB	cm	deg																																																																									
1	2452.00	85.72	-----	-----	77.60	32.37	7.84	32.09	200	69	AVERAGE																																																																							

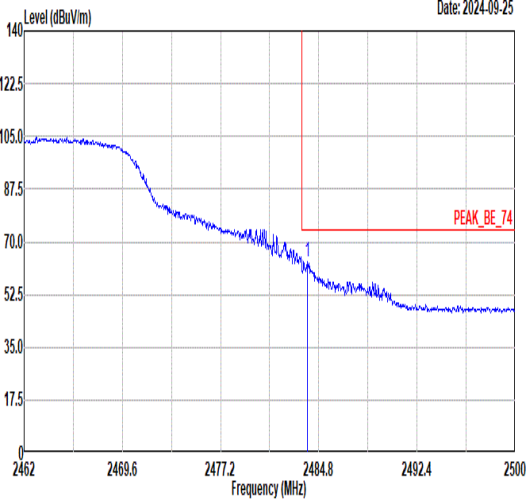
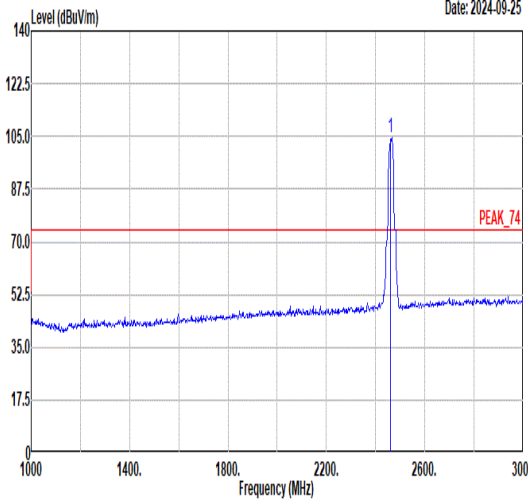
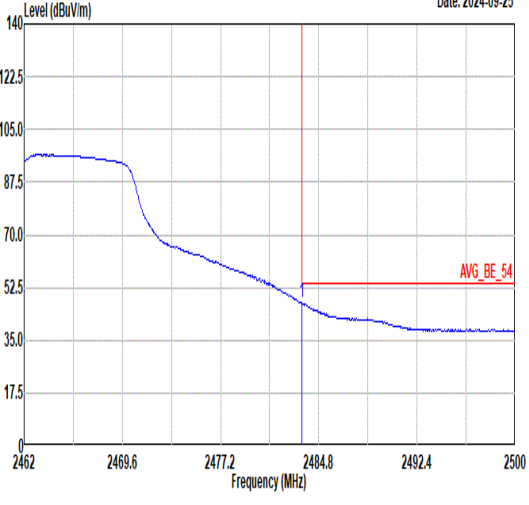
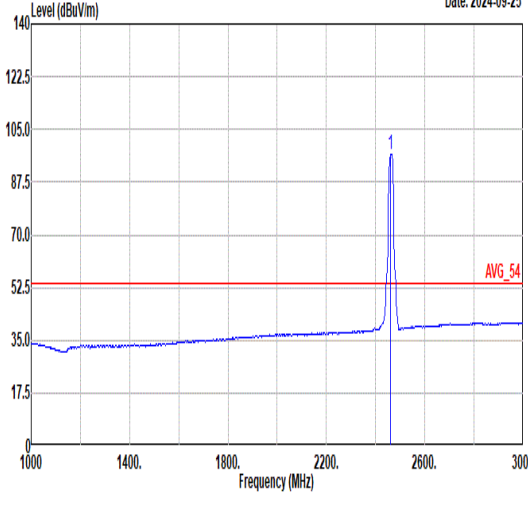


Mode	11																																									
	Band Edge - R																																									
	2400-2483.5_802.11n HT40_CH09_2452MHz																																									
ANT	5																																									
Pol.	Vertical	Fundamental																																								
Peak	<table border="1"> <thead> <tr> <th>Limit</th> <th>Margin</th> <th>Read</th> <th>Ant</th> <th>Cable</th> <th>Preamp</th> <th>APos</th> <th>TPos</th> <th>Remark</th> </tr> <tr> <th>Freq</th> <th>Level</th> <th>Line</th> <th>(dB)</th> <th>Level</th> <th>Factor</th> <th>Loss</th> <th>Factor</th> <th></th> </tr> <tr> <th>MHz</th> <th>dBuV/m</th> <th>dBuV/m</th> <th>dB</th> <th>dBuV</th> <th>dB/m</th> <th>dB</th> <th>dB</th> <th>cm</th> <th>deg</th> </tr> </thead> <tbody> <tr> <td>1</td> <td>2484.54</td> <td>58.32</td> <td>74.00</td> <td>-15.68</td> <td>50.07</td> <td>32.47</td> <td>7.88</td> <td>32.10</td> <td>200</td> <td>69</td> <td>PEAK</td> </tr> </tbody> </table>	Limit	Margin	Read	Ant	Cable	Preamp	APos	TPos	Remark	Freq	Level	Line	(dB)	Level	Factor	Loss	Factor		MHz	dBuV/m	dBuV/m	dB	dBuV	dB/m	dB	dB	cm	deg	1	2484.54	58.32	74.00	-15.68	50.07	32.47	7.88	32.10	200	69	PEAK	Blank
Limit	Margin	Read	Ant	Cable	Preamp	APos	TPos	Remark																																		
Freq	Level	Line	(dB)	Level	Factor	Loss	Factor																																			
MHz	dBuV/m	dBuV/m	dB	dBuV	dB/m	dB	dB	cm	deg																																	
1	2484.54	58.32	74.00	-15.68	50.07	32.47	7.88	32.10	200	69	PEAK																															
Avg	<table border="1"> <thead> <tr> <th>Limit</th> <th>Margin</th> <th>Read</th> <th>Ant</th> <th>Cable</th> <th>Preamp</th> <th>APos</th> <th>TPos</th> <th>Remark</th> </tr> <tr> <th>Freq</th> <th>Level</th> <th>Line</th> <th>(dB)</th> <th>Level</th> <th>Factor</th> <th>Loss</th> <th>Factor</th> <th></th> </tr> <tr> <th>MHz</th> <th>dBuV/m</th> <th>dBuV/m</th> <th>dB</th> <th>dBuV</th> <th>dB/m</th> <th>dB</th> <th>dB</th> <th>cm</th> <th>deg</th> </tr> </thead> <tbody> <tr> <td>1</td> <td>2484.30</td> <td>44.62</td> <td>54.00</td> <td>-9.38</td> <td>36.37</td> <td>32.47</td> <td>7.88</td> <td>32.10</td> <td>200</td> <td>69</td> <td>AVERAGE</td> </tr> </tbody> </table>	Limit	Margin	Read	Ant	Cable	Preamp	APos	TPos	Remark	Freq	Level	Line	(dB)	Level	Factor	Loss	Factor		MHz	dBuV/m	dBuV/m	dB	dBuV	dB/m	dB	dB	cm	deg	1	2484.30	44.62	54.00	-9.38	36.37	32.47	7.88	32.10	200	69	AVERAGE	Blank
Limit	Margin	Read	Ant	Cable	Preamp	APos	TPos	Remark																																		
Freq	Level	Line	(dB)	Level	Factor	Loss	Factor																																			
MHz	dBuV/m	dBuV/m	dB	dBuV	dB/m	dB	dB	cm	deg																																	
1	2484.30	44.62	54.00	-9.38	36.37	32.47	7.88	32.10	200	69	AVERAGE																															



Mode	12																																																																																																																																																																																																	
	LF																																																																																																																																																																																																	
	2400-2483.5_802.11g_CH11_2462MHz																																																																																																																																																																																																	
ANT	5																																																																																																																																																																																																	
Pol.	Horizontal	Vertical																																																																																																																																																																																																
QP/ Peak	<table border="1"> <thead> <tr> <th>Limit</th> <th>Read</th> <th>Ant</th> <th>Cable</th> <th>Preamp</th> <th>APos</th> <th>TPos</th> <th>Remark</th> </tr> <tr> <th>Freq</th> <th>Level</th> <th>Line</th> <th>Margin</th> <th>Level</th> <th>Factor</th> <th>Loss</th> <th>Factor</th> </tr> <tr> <th>MHz</th> <th>dBuV/m</th> <th>dBuV/m</th> <th>dB</th> <th>dBuV</th> <th>dB/m</th> <th>dB</th> <th>dB</th> </tr> </thead> <tbody> <tr><td>1</td><td>30.00</td><td>23.89</td><td>40.00</td><td>-16.11</td><td>28.88</td><td>25.20</td><td>1.01</td><td>31.20</td><td>---</td><td>---</td><td>Peak</td></tr> <tr><td>2</td><td>139.61</td><td>21.58</td><td>43.50</td><td>-21.92</td><td>33.16</td><td>17.40</td><td>2.14</td><td>31.12</td><td>---</td><td>---</td><td>Peak</td></tr> <tr><td>3</td><td>318.09</td><td>24.03</td><td>46.00</td><td>-21.97</td><td>31.88</td><td>19.80</td><td>3.21</td><td>30.86</td><td>---</td><td>---</td><td>Peak</td></tr> <tr><td>4</td><td>550.89</td><td>27.41</td><td>46.00</td><td>-18.59</td><td>29.19</td><td>25.00</td><td>4.22</td><td>31.00</td><td>---</td><td>---</td><td>Peak</td></tr> <tr><td>5</td><td>781.75</td><td>31.32</td><td>46.00</td><td>-14.68</td><td>31.31</td><td>26.03</td><td>5.03</td><td>31.05</td><td>---</td><td>---</td><td>Peak</td></tr> <tr><td>6</td><td>954.41</td><td>34.72</td><td>46.00</td><td>-11.28</td><td>32.99</td><td>27.15</td><td>5.58</td><td>31.00</td><td>---</td><td>---</td><td>Peak</td></tr> </tbody> </table>	Limit	Read	Ant	Cable	Preamp	APos	TPos	Remark	Freq	Level	Line	Margin	Level	Factor	Loss	Factor	MHz	dBuV/m	dBuV/m	dB	dBuV	dB/m	dB	dB	1	30.00	23.89	40.00	-16.11	28.88	25.20	1.01	31.20	---	---	Peak	2	139.61	21.58	43.50	-21.92	33.16	17.40	2.14	31.12	---	---	Peak	3	318.09	24.03	46.00	-21.97	31.88	19.80	3.21	30.86	---	---	Peak	4	550.89	27.41	46.00	-18.59	29.19	25.00	4.22	31.00	---	---	Peak	5	781.75	31.32	46.00	-14.68	31.31	26.03	5.03	31.05	---	---	Peak	6	954.41	34.72	46.00	-11.28	32.99	27.15	5.58	31.00	---	---	Peak	<table border="1"> <thead> <tr> <th>Limit</th> <th>Read</th> <th>Ant</th> <th>Cable</th> <th>Preamp</th> <th>APos</th> <th>TPos</th> <th>Remark</th> </tr> <tr> <th>Freq</th> <th>Level</th> <th>Line</th> <th>Margin</th> <th>Level</th> <th>Factor</th> <th>Loss</th> <th>Factor</th> </tr> <tr> <th>MHz</th> <th>dBuV/m</th> <th>dBuV/m</th> <th>dB</th> <th>dBuV</th> <th>dB/m</th> <th>dB</th> <th>dB</th> </tr> </thead> <tbody> <tr><td>1</td><td>30.00</td><td>27.93</td><td>40.00</td><td>-12.07</td><td>32.92</td><td>25.20</td><td>1.01</td><td>31.20</td><td>---</td><td>---</td><td>Peak</td></tr> <tr><td>2</td><td>64.92</td><td>27.07</td><td>40.00</td><td>-12.93</td><td>44.39</td><td>12.50</td><td>1.48</td><td>31.30</td><td>---</td><td>---</td><td>Peak</td></tr> <tr><td>3</td><td>177.44</td><td>20.85</td><td>43.50</td><td>-22.65</td><td>33.98</td><td>15.44</td><td>2.42</td><td>30.99</td><td>---</td><td>---</td><td>Peak</td></tr> <tr><td>4</td><td>301.60</td><td>22.80</td><td>46.00</td><td>-23.20</td><td>31.13</td><td>19.44</td><td>3.13</td><td>30.90</td><td>---</td><td>---</td><td>Peak</td></tr> <tr><td>5</td><td>618.79</td><td>28.81</td><td>46.00</td><td>-17.19</td><td>30.27</td><td>25.01</td><td>4.49</td><td>30.96</td><td>---</td><td>---</td><td>Peak</td></tr> <tr><td>6</td><td>953.44</td><td>33.56</td><td>46.00</td><td>-12.44</td><td>31.84</td><td>27.14</td><td>5.58</td><td>31.00</td><td>---</td><td>---</td><td>Peak</td></tr> </tbody> </table>	Limit	Read	Ant	Cable	Preamp	APos	TPos	Remark	Freq	Level	Line	Margin	Level	Factor	Loss	Factor	MHz	dBuV/m	dBuV/m	dB	dBuV	dB/m	dB	dB	1	30.00	27.93	40.00	-12.07	32.92	25.20	1.01	31.20	---	---	Peak	2	64.92	27.07	40.00	-12.93	44.39	12.50	1.48	31.30	---	---	Peak	3	177.44	20.85	43.50	-22.65	33.98	15.44	2.42	30.99	---	---	Peak	4	301.60	22.80	46.00	-23.20	31.13	19.44	3.13	30.90	---	---	Peak	5	618.79	28.81	46.00	-17.19	30.27	25.01	4.49	30.96	---	---	Peak	6	953.44	33.56	46.00	-12.44	31.84	27.14	5.58	31.00	---	---	Peak
Limit	Read	Ant	Cable	Preamp	APos	TPos	Remark																																																																																																																																																																																											
Freq	Level	Line	Margin	Level	Factor	Loss	Factor																																																																																																																																																																																											
MHz	dBuV/m	dBuV/m	dB	dBuV	dB/m	dB	dB																																																																																																																																																																																											
1	30.00	23.89	40.00	-16.11	28.88	25.20	1.01	31.20	---	---	Peak																																																																																																																																																																																							
2	139.61	21.58	43.50	-21.92	33.16	17.40	2.14	31.12	---	---	Peak																																																																																																																																																																																							
3	318.09	24.03	46.00	-21.97	31.88	19.80	3.21	30.86	---	---	Peak																																																																																																																																																																																							
4	550.89	27.41	46.00	-18.59	29.19	25.00	4.22	31.00	---	---	Peak																																																																																																																																																																																							
5	781.75	31.32	46.00	-14.68	31.31	26.03	5.03	31.05	---	---	Peak																																																																																																																																																																																							
6	954.41	34.72	46.00	-11.28	32.99	27.15	5.58	31.00	---	---	Peak																																																																																																																																																																																							
Limit	Read	Ant	Cable	Preamp	APos	TPos	Remark																																																																																																																																																																																											
Freq	Level	Line	Margin	Level	Factor	Loss	Factor																																																																																																																																																																																											
MHz	dBuV/m	dBuV/m	dB	dBuV	dB/m	dB	dB																																																																																																																																																																																											
1	30.00	27.93	40.00	-12.07	32.92	25.20	1.01	31.20	---	---	Peak																																																																																																																																																																																							
2	64.92	27.07	40.00	-12.93	44.39	12.50	1.48	31.30	---	---	Peak																																																																																																																																																																																							
3	177.44	20.85	43.50	-22.65	33.98	15.44	2.42	30.99	---	---	Peak																																																																																																																																																																																							
4	301.60	22.80	46.00	-23.20	31.13	19.44	3.13	30.90	---	---	Peak																																																																																																																																																																																							
5	618.79	28.81	46.00	-17.19	30.27	25.01	4.49	30.96	---	---	Peak																																																																																																																																																																																							
6	953.44	33.56	46.00	-12.44	31.84	27.14	5.58	31.00	---	---	Peak																																																																																																																																																																																							



Mode	13																																																																																	
	Band Edge																																																																																	
	CO-TX 2400-2483.5_802.11g_CH11_2462MHz+LTE B13 Link																																																																																	
ANT	5																																																																																	
Pol.	Horizontal	Fundamental																																																																																
Peak	 <p>Date: 2024-09-25</p> <table border="1"> <thead> <tr> <th>Limit</th> <th>Margin</th> <th>Read</th> <th>Ant</th> <th>Cable</th> <th>Preamp</th> <th>APos</th> <th>TPos</th> <th>Remark</th> </tr> <tr> <th>Freq</th> <th>Level</th> <th>Line</th> <th>(dB)</th> <th>Level</th> <th>Factor</th> <th>Loss</th> <th>Factor</th> <th></th> </tr> <tr> <th>MHz</th> <th>dBuV/m</th> <th>dBuV/m</th> <th>dB</th> <th>dBuV</th> <th>dB/m</th> <th>dB</th> <th>dB</th> <th>cm</th> <th>deg</th> </tr> </thead> <tbody> <tr> <td>1</td> <td>2483.93</td> <td>63.60</td> <td>74.00</td> <td>-10.40</td> <td>55.36</td> <td>32.46</td> <td>7.88</td> <td>32.10</td> <td>377</td> <td>47</td> <td>PEAK</td> </tr> </tbody> </table>	Limit	Margin	Read	Ant	Cable	Preamp	APos	TPos	Remark	Freq	Level	Line	(dB)	Level	Factor	Loss	Factor		MHz	dBuV/m	dBuV/m	dB	dBuV	dB/m	dB	dB	cm	deg	1	2483.93	63.60	74.00	-10.40	55.36	32.46	7.88	32.10	377	47	PEAK	 <p>Date: 2024-09-25</p> <table border="1"> <thead> <tr> <th>Limit</th> <th>Margin</th> <th>Read</th> <th>Ant</th> <th>Cable</th> <th>Preamp</th> <th>APos</th> <th>TPos</th> <th>Remark</th> </tr> <tr> <th>Freq</th> <th>Level</th> <th>Line</th> <th>(dB)</th> <th>Level</th> <th>Factor</th> <th>Loss</th> <th>Factor</th> <th></th> </tr> <tr> <th>MHz</th> <th>dBuV/m</th> <th>dBuV/m</th> <th>dB</th> <th>dBuV</th> <th>dB/m</th> <th>dB</th> <th>dB</th> <th>cm</th> <th>deg</th> </tr> </thead> <tbody> <tr> <td>1</td> <td>2462.00</td> <td>104.68</td> <td>-----</td> <td>-----</td> <td>96.48</td> <td>32.43</td> <td>7.86</td> <td>32.09</td> <td>377</td> <td>47</td> <td>PEAK</td> </tr> </tbody> </table>	Limit	Margin	Read	Ant	Cable	Preamp	APos	TPos	Remark	Freq	Level	Line	(dB)	Level	Factor	Loss	Factor		MHz	dBuV/m	dBuV/m	dB	dBuV	dB/m	dB	dB	cm	deg	1	2462.00	104.68	-----	-----	96.48	32.43	7.86	32.09	377	47	PEAK
	Limit	Margin	Read	Ant	Cable	Preamp	APos	TPos	Remark																																																																									
Freq	Level	Line	(dB)	Level	Factor	Loss	Factor																																																																											
MHz	dBuV/m	dBuV/m	dB	dBuV	dB/m	dB	dB	cm	deg																																																																									
1	2483.93	63.60	74.00	-10.40	55.36	32.46	7.88	32.10	377	47	PEAK																																																																							
Limit	Margin	Read	Ant	Cable	Preamp	APos	TPos	Remark																																																																										
Freq	Level	Line	(dB)	Level	Factor	Loss	Factor																																																																											
MHz	dBuV/m	dBuV/m	dB	dBuV	dB/m	dB	dB	cm	deg																																																																									
1	2462.00	104.68	-----	-----	96.48	32.43	7.86	32.09	377	47	PEAK																																																																							
Avg	 <p>Date: 2024-09-25</p> <table border="1"> <thead> <tr> <th>Limit</th> <th>Margin</th> <th>Read</th> <th>Ant</th> <th>Cable</th> <th>Preamp</th> <th>APos</th> <th>TPos</th> <th>Remark</th> </tr> <tr> <th>Freq</th> <th>Level</th> <th>Line</th> <th>(dB)</th> <th>Level</th> <th>Factor</th> <th>Loss</th> <th>Factor</th> <th></th> </tr> <tr> <th>MHz</th> <th>dBuV/m</th> <th>dBuV/m</th> <th>dB</th> <th>dBuV</th> <th>dB/m</th> <th>dB</th> <th>dB</th> <th>cm</th> <th>deg</th> </tr> </thead> <tbody> <tr> <td>1</td> <td>2483.51</td> <td>47.31</td> <td>54.00</td> <td>-6.69</td> <td>39.07</td> <td>32.46</td> <td>7.88</td> <td>32.10</td> <td>377</td> <td>47</td> <td>AVERAGE</td> </tr> </tbody> </table>	Limit	Margin	Read	Ant	Cable	Preamp	APos	TPos	Remark	Freq	Level	Line	(dB)	Level	Factor	Loss	Factor		MHz	dBuV/m	dBuV/m	dB	dBuV	dB/m	dB	dB	cm	deg	1	2483.51	47.31	54.00	-6.69	39.07	32.46	7.88	32.10	377	47	AVERAGE	 <p>Date: 2024-09-25</p> <table border="1"> <thead> <tr> <th>Limit</th> <th>Margin</th> <th>Read</th> <th>Ant</th> <th>Cable</th> <th>Preamp</th> <th>APos</th> <th>TPos</th> <th>Remark</th> </tr> <tr> <th>Freq</th> <th>Level</th> <th>Line</th> <th>(dB)</th> <th>Level</th> <th>Factor</th> <th>Loss</th> <th>Factor</th> <th></th> </tr> <tr> <th>MHz</th> <th>dBuV/m</th> <th>dBuV/m</th> <th>dB</th> <th>dBuV</th> <th>dB/m</th> <th>dB</th> <th>dB</th> <th>cm</th> <th>deg</th> </tr> </thead> <tbody> <tr> <td>1</td> <td>2462.00</td> <td>96.77</td> <td>-----</td> <td>-----</td> <td>88.58</td> <td>32.42</td> <td>7.86</td> <td>32.09</td> <td>377</td> <td>47</td> <td>AVERAGE</td> </tr> </tbody> </table>	Limit	Margin	Read	Ant	Cable	Preamp	APos	TPos	Remark	Freq	Level	Line	(dB)	Level	Factor	Loss	Factor		MHz	dBuV/m	dBuV/m	dB	dBuV	dB/m	dB	dB	cm	deg	1	2462.00	96.77	-----	-----	88.58	32.42	7.86	32.09	377	47	AVERAGE
Limit	Margin	Read	Ant	Cable	Preamp	APos	TPos	Remark																																																																										
Freq	Level	Line	(dB)	Level	Factor	Loss	Factor																																																																											
MHz	dBuV/m	dBuV/m	dB	dBuV	dB/m	dB	dB	cm	deg																																																																									
1	2483.51	47.31	54.00	-6.69	39.07	32.46	7.88	32.10	377	47	AVERAGE																																																																							
Limit	Margin	Read	Ant	Cable	Preamp	APos	TPos	Remark																																																																										
Freq	Level	Line	(dB)	Level	Factor	Loss	Factor																																																																											
MHz	dBuV/m	dBuV/m	dB	dBuV	dB/m	dB	dB	cm	deg																																																																									
1	2462.00	96.77	-----	-----	88.58	32.42	7.86	32.09	377	47	AVERAGE																																																																							



Mode	13																																											
	Band Edge																																											
	CO-TX 2400-2483.5_802.11g_CH11_2462MHz+LTE B13 Link																																											
ANT	5																																											
Pol.	Vertical	Fundamental																																										
Peak	<table border="1"> <thead> <tr> <th>Limit Margin</th> <th>Read</th> <th>Ant</th> <th>Cable</th> <th>Preamp</th> <th>APos</th> <th>TPos</th> </tr> <tr> <th>Freq Level Line (dB)</th> <th>Level Factor</th> <th>Loss Factor</th> <th></th> <th></th> <th>cm</th> <th>deg</th> </tr> </thead> <tbody> <tr> <td>1 2483.51 60.00 74.00 -14.00</td> <td>51.76</td> <td>32.46</td> <td>7.88</td> <td>32.10</td> <td>181</td> <td>119 PEAK</td> </tr> </tbody> </table>	Limit Margin	Read	Ant	Cable	Preamp	APos	TPos	Freq Level Line (dB)	Level Factor	Loss Factor			cm	deg	1 2483.51 60.00 74.00 -14.00	51.76	32.46	7.88	32.10	181	119 PEAK	<table border="1"> <thead> <tr> <th>Limit Margin</th> <th>Read</th> <th>Ant</th> <th>Cable</th> <th>Preamp</th> <th>APos</th> <th>TPos</th> </tr> <tr> <th>Freq Level Line (dB)</th> <th>Level Factor</th> <th>Loss Factor</th> <th></th> <th></th> <th>cm</th> <th>deg</th> </tr> </thead> <tbody> <tr> <td>1 2462.00 99.50 -----</td> <td>91.31</td> <td>32.42</td> <td>7.86</td> <td>32.09</td> <td>181</td> <td>119 PEAK</td> </tr> </tbody> </table>	Limit Margin	Read	Ant	Cable	Preamp	APos	TPos	Freq Level Line (dB)	Level Factor	Loss Factor			cm	deg	1 2462.00 99.50 -----	91.31	32.42	7.86	32.09	181	119 PEAK
	Limit Margin	Read	Ant	Cable	Preamp	APos	TPos																																					
Freq Level Line (dB)	Level Factor	Loss Factor			cm	deg																																						
1 2483.51 60.00 74.00 -14.00	51.76	32.46	7.88	32.10	181	119 PEAK																																						
Limit Margin	Read	Ant	Cable	Preamp	APos	TPos																																						
Freq Level Line (dB)	Level Factor	Loss Factor			cm	deg																																						
1 2462.00 99.50 -----	91.31	32.42	7.86	32.09	181	119 PEAK																																						
Avg	<table border="1"> <thead> <tr> <th>Limit Margin</th> <th>Read</th> <th>Ant</th> <th>Cable</th> <th>Preamp</th> <th>APos</th> <th>TPos</th> </tr> <tr> <th>Freq Level Line (dB)</th> <th>Level Factor</th> <th>Loss Factor</th> <th></th> <th></th> <th>cm</th> <th>deg</th> </tr> </thead> <tbody> <tr> <td>1 2483.70 43.78 54.00 -10.22</td> <td>35.54</td> <td>32.46</td> <td>7.88</td> <td>32.10</td> <td>181</td> <td>119 AVERAGE</td> </tr> </tbody> </table>	Limit Margin	Read	Ant	Cable	Preamp	APos	TPos	Freq Level Line (dB)	Level Factor	Loss Factor			cm	deg	1 2483.70 43.78 54.00 -10.22	35.54	32.46	7.88	32.10	181	119 AVERAGE	<table border="1"> <thead> <tr> <th>Limit Margin</th> <th>Read</th> <th>Ant</th> <th>Cable</th> <th>Preamp</th> <th>APos</th> <th>TPos</th> </tr> <tr> <th>Freq Level Line (dB)</th> <th>Level Factor</th> <th>Loss Factor</th> <th></th> <th></th> <th>cm</th> <th>deg</th> </tr> </thead> <tbody> <tr> <td>1 2462.00 91.12 -----</td> <td>82.93</td> <td>32.42</td> <td>7.86</td> <td>32.09</td> <td>181</td> <td>119 AVERAGE</td> </tr> </tbody> </table>	Limit Margin	Read	Ant	Cable	Preamp	APos	TPos	Freq Level Line (dB)	Level Factor	Loss Factor			cm	deg	1 2462.00 91.12 -----	82.93	32.42	7.86	32.09	181	119 AVERAGE
Limit Margin	Read	Ant	Cable	Preamp	APos	TPos																																						
Freq Level Line (dB)	Level Factor	Loss Factor			cm	deg																																						
1 2483.70 43.78 54.00 -10.22	35.54	32.46	7.88	32.10	181	119 AVERAGE																																						
Limit Margin	Read	Ant	Cable	Preamp	APos	TPos																																						
Freq Level Line (dB)	Level Factor	Loss Factor			cm	deg																																						
1 2462.00 91.12 -----	82.93	32.42	7.86	32.09	181	119 AVERAGE																																						



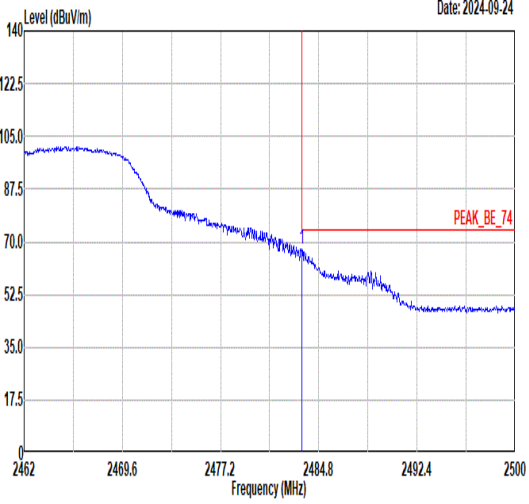
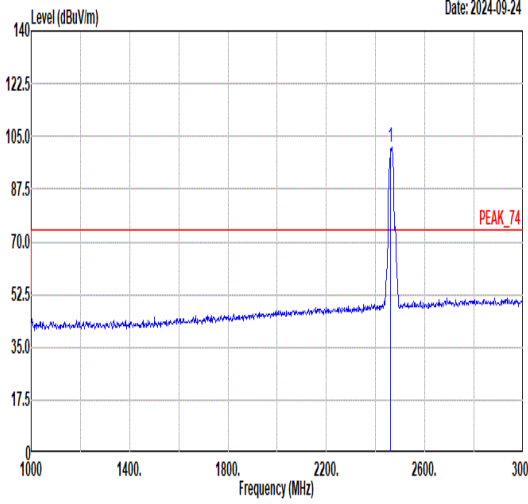
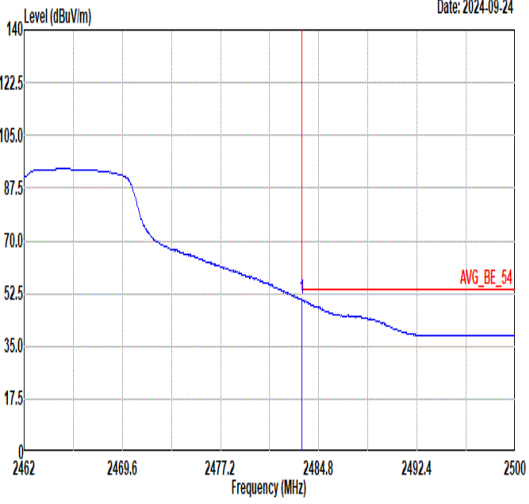
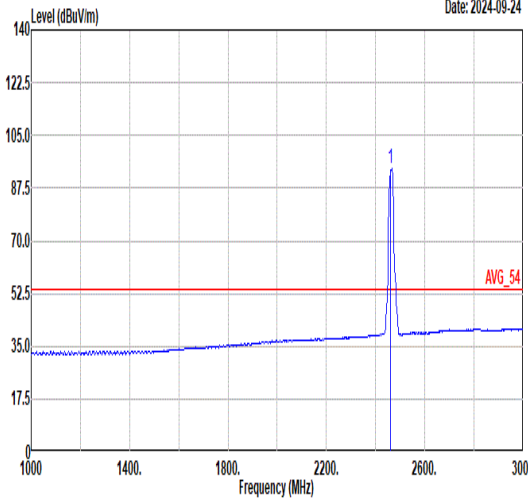
Mode	13																																																																																																											
	Harmonic																																																																																																											
	CO-TX 2400-2483.5_802.11g_CH11_2462MHz+LTE B13 Link																																																																																																											
ANT	5																																																																																																											
Pol.	Horizontal	Vertical																																																																																																										
Peak Avg	<table border="1"> <thead> <tr> <th colspan="2">Limit</th> <th colspan="2">Read</th> <th>Ant</th> <th>Cable</th> <th>Preamp</th> <th>Apos</th> <th>TPos</th> <th rowspan="2">Remark</th> </tr> <tr> <th>Freq</th> <th>Level</th> <th>Line</th> <th>Margin</th> <th>Level</th> <th>Factor</th> <th>Loss</th> <th>Factor</th> <th></th> </tr> <tr> <th>MHz</th> <th>dBuV/m</th> <th>dBuV/m</th> <th>dB</th> <th>dBuV</th> <th>dB/m</th> <th>dB</th> <th>dB</th> <th>cm</th> <th>deg</th> </tr> </thead> <tbody> <tr> <td>1</td> <td>4924.00</td> <td>45.31</td> <td>74.00</td> <td>-28.69</td> <td>50.85</td> <td>34.87</td> <td>11.12</td> <td>51.53</td> <td>---</td> <td>---</td> <td>Peak</td> </tr> <tr> <td>2</td> <td>7386.00</td> <td>46.90</td> <td>74.00</td> <td>-27.10</td> <td>48.60</td> <td>36.35</td> <td>13.13</td> <td>51.18</td> <td>---</td> <td>---</td> <td>Peak</td> </tr> </tbody> </table>	Limit		Read		Ant	Cable	Preamp	Apos	TPos	Remark	Freq	Level	Line	Margin	Level	Factor	Loss	Factor		MHz	dBuV/m	dBuV/m	dB	dBuV	dB/m	dB	dB	cm	deg	1	4924.00	45.31	74.00	-28.69	50.85	34.87	11.12	51.53	---	---	Peak	2	7386.00	46.90	74.00	-27.10	48.60	36.35	13.13	51.18	---	---	Peak	<table border="1"> <thead> <tr> <th colspan="2">Limit</th> <th colspan="2">Read</th> <th>Ant</th> <th>Cable</th> <th>Preamp</th> <th>Apos</th> <th>TPos</th> <th rowspan="2">Remark</th> </tr> <tr> <th>Freq</th> <th>Level</th> <th>Line</th> <th>Margin</th> <th>Level</th> <th>Factor</th> <th>Loss</th> <th>Factor</th> <th></th> </tr> <tr> <th>MHz</th> <th>dBuV/m</th> <th>dBuV/m</th> <th>dB</th> <th>dBuV</th> <th>dB/m</th> <th>dB</th> <th>dB</th> <th>cm</th> <th>deg</th> </tr> </thead> <tbody> <tr> <td>1</td> <td>4924.00</td> <td>45.63</td> <td>74.00</td> <td>-28.37</td> <td>51.17</td> <td>34.87</td> <td>11.12</td> <td>51.53</td> <td>---</td> <td>---</td> <td>Peak</td> </tr> <tr> <td>2</td> <td>7386.00</td> <td>46.89</td> <td>74.00</td> <td>-27.11</td> <td>48.59</td> <td>36.35</td> <td>13.13</td> <td>51.18</td> <td>---</td> <td>---</td> <td>Peak</td> </tr> </tbody> </table>	Limit		Read		Ant	Cable	Preamp	Apos	TPos	Remark	Freq	Level	Line	Margin	Level	Factor	Loss	Factor		MHz	dBuV/m	dBuV/m	dB	dBuV	dB/m	dB	dB	cm	deg	1	4924.00	45.63	74.00	-28.37	51.17	34.87	11.12	51.53	---	---	Peak	2	7386.00	46.89	74.00	-27.11	48.59	36.35	13.13	51.18	---	---	Peak
	Limit		Read		Ant	Cable	Preamp	Apos	TPos	Remark																																																																																																		
Freq	Level	Line	Margin	Level	Factor	Loss	Factor																																																																																																					
MHz	dBuV/m	dBuV/m	dB	dBuV	dB/m	dB	dB	cm	deg																																																																																																			
1	4924.00	45.31	74.00	-28.69	50.85	34.87	11.12	51.53	---	---	Peak																																																																																																	
2	7386.00	46.90	74.00	-27.10	48.60	36.35	13.13	51.18	---	---	Peak																																																																																																	
Limit		Read		Ant	Cable	Preamp	Apos	TPos	Remark																																																																																																			
Freq	Level	Line	Margin	Level	Factor	Loss	Factor																																																																																																					
MHz	dBuV/m	dBuV/m	dB	dBuV	dB/m	dB	dB	cm	deg																																																																																																			
1	4924.00	45.63	74.00	-28.37	51.17	34.87	11.12	51.53	---	---	Peak																																																																																																	
2	7386.00	46.89	74.00	-27.11	48.59	36.35	13.13	51.18	---	---	Peak																																																																																																	

Remark: In co-location mode, the signals exceeding the limit are all the fundamental frequency which can be ignored.



Mode	14																																																																																	
	Band Edge																																																																																	
	2400-2483.5_802.11g_CH11_2462MHz																																																																																	
ANT	5																																																																																	
Pol.	Horizontal	Fundamental																																																																																
Peak	<p style="text-align: right;">Date: 2024-09-24</p> <table border="1"> <thead> <tr> <th>Limit</th> <th>Read</th> <th>Ant</th> <th>Cable</th> <th>Preamp</th> <th>APos</th> <th>TPos</th> <th colspan="2">Remark</th> </tr> <tr> <th>Freq</th> <th>Level</th> <th>Line</th> <th>Margin</th> <th>Level</th> <th>Factor</th> <th>Loss Factor</th> <th>cm</th> <th>deg</th> </tr> <tr> <th>MHz</th> <th>dBuV/m</th> <th>dBuV/m</th> <th>dB</th> <th>dBuV</th> <th>dB/m</th> <th>dB</th> <th>dB</th> <th>cm</th> <th>deg</th> </tr> </thead> <tbody> <tr> <td>1</td> <td>2483.58</td> <td>68.08</td> <td>74.00</td> <td>-5.92</td> <td>59.84</td> <td>32.46</td> <td>7.88</td> <td>32.10</td> <td>383</td> <td>322</td> <td>PEAK</td> </tr> </tbody> </table>	Limit	Read	Ant	Cable	Preamp	APos	TPos	Remark		Freq	Level	Line	Margin	Level	Factor	Loss Factor	cm	deg	MHz	dBuV/m	dBuV/m	dB	dBuV	dB/m	dB	dB	cm	deg	1	2483.58	68.08	74.00	-5.92	59.84	32.46	7.88	32.10	383	322	PEAK	<p style="text-align: right;">Date: 2024-09-24</p> <table border="1"> <thead> <tr> <th>Limit</th> <th>Read</th> <th>Ant</th> <th>Cable</th> <th>Preamp</th> <th>APos</th> <th>TPos</th> <th colspan="2">Remark</th> </tr> <tr> <th>Freq</th> <th>Level</th> <th>Line</th> <th>Margin</th> <th>Level</th> <th>Factor</th> <th>Loss Factor</th> <th>cm</th> <th>deg</th> </tr> <tr> <th>MHz</th> <th>dBuV/m</th> <th>dBuV/m</th> <th>dB</th> <th>dBuV</th> <th>dB/m</th> <th>dB</th> <th>dB</th> <th>cm</th> <th>deg</th> </tr> </thead> <tbody> <tr> <td>1</td> <td>2462.00</td> <td>104.06</td> <td>-----</td> <td>-----</td> <td>95.86</td> <td>32.43</td> <td>7.86</td> <td>32.09</td> <td>383</td> <td>322</td> <td>PEAK</td> </tr> </tbody> </table>	Limit	Read	Ant	Cable	Preamp	APos	TPos	Remark		Freq	Level	Line	Margin	Level	Factor	Loss Factor	cm	deg	MHz	dBuV/m	dBuV/m	dB	dBuV	dB/m	dB	dB	cm	deg	1	2462.00	104.06	-----	-----	95.86	32.43	7.86	32.09	383	322	PEAK
	Limit	Read	Ant	Cable	Preamp	APos	TPos	Remark																																																																										
Freq	Level	Line	Margin	Level	Factor	Loss Factor	cm	deg																																																																										
MHz	dBuV/m	dBuV/m	dB	dBuV	dB/m	dB	dB	cm	deg																																																																									
1	2483.58	68.08	74.00	-5.92	59.84	32.46	7.88	32.10	383	322	PEAK																																																																							
Limit	Read	Ant	Cable	Preamp	APos	TPos	Remark																																																																											
Freq	Level	Line	Margin	Level	Factor	Loss Factor	cm	deg																																																																										
MHz	dBuV/m	dBuV/m	dB	dBuV	dB/m	dB	dB	cm	deg																																																																									
1	2462.00	104.06	-----	-----	95.86	32.43	7.86	32.09	383	322	PEAK																																																																							
Avg	<p style="text-align: right;">Date: 2024-09-24</p> <table border="1"> <thead> <tr> <th>Limit</th> <th>Read</th> <th>Ant</th> <th>Cable</th> <th>Preamp</th> <th>APos</th> <th>TPos</th> <th colspan="2">Remark</th> </tr> <tr> <th>Freq</th> <th>Level</th> <th>Line</th> <th>Margin</th> <th>Level</th> <th>Factor</th> <th>Loss Factor</th> <th>cm</th> <th>deg</th> </tr> <tr> <th>MHz</th> <th>dBuV/m</th> <th>dBuV/m</th> <th>dB</th> <th>dBuV</th> <th>dB/m</th> <th>dB</th> <th>dB</th> <th>cm</th> <th>deg</th> </tr> </thead> <tbody> <tr> <td>1</td> <td>2483.51</td> <td>50.86</td> <td>54.00</td> <td>-3.14</td> <td>42.62</td> <td>32.46</td> <td>7.88</td> <td>32.10</td> <td>383</td> <td>322</td> <td>AVERAGE</td> </tr> </tbody> </table>	Limit	Read	Ant	Cable	Preamp	APos	TPos	Remark		Freq	Level	Line	Margin	Level	Factor	Loss Factor	cm	deg	MHz	dBuV/m	dBuV/m	dB	dBuV	dB/m	dB	dB	cm	deg	1	2483.51	50.86	54.00	-3.14	42.62	32.46	7.88	32.10	383	322	AVERAGE	<p style="text-align: right;">Date: 2024-09-24</p> <table border="1"> <thead> <tr> <th>Limit</th> <th>Read</th> <th>Ant</th> <th>Cable</th> <th>Preamp</th> <th>APos</th> <th>TPos</th> <th colspan="2">Remark</th> </tr> <tr> <th>Freq</th> <th>Level</th> <th>Line</th> <th>Margin</th> <th>Level</th> <th>Factor</th> <th>Loss Factor</th> <th>cm</th> <th>deg</th> </tr> <tr> <th>MHz</th> <th>dBuV/m</th> <th>dBuV/m</th> <th>dB</th> <th>dBuV</th> <th>dB/m</th> <th>dB</th> <th>dB</th> <th>cm</th> <th>deg</th> </tr> </thead> <tbody> <tr> <td>1</td> <td>2462.00</td> <td>96.91</td> <td>-----</td> <td>-----</td> <td>88.72</td> <td>32.42</td> <td>7.86</td> <td>32.09</td> <td>383</td> <td>322</td> <td>AVERAGE</td> </tr> </tbody> </table>	Limit	Read	Ant	Cable	Preamp	APos	TPos	Remark		Freq	Level	Line	Margin	Level	Factor	Loss Factor	cm	deg	MHz	dBuV/m	dBuV/m	dB	dBuV	dB/m	dB	dB	cm	deg	1	2462.00	96.91	-----	-----	88.72	32.42	7.86	32.09	383	322	AVERAGE
Limit	Read	Ant	Cable	Preamp	APos	TPos	Remark																																																																											
Freq	Level	Line	Margin	Level	Factor	Loss Factor	cm	deg																																																																										
MHz	dBuV/m	dBuV/m	dB	dBuV	dB/m	dB	dB	cm	deg																																																																									
1	2483.51	50.86	54.00	-3.14	42.62	32.46	7.88	32.10	383	322	AVERAGE																																																																							
Limit	Read	Ant	Cable	Preamp	APos	TPos	Remark																																																																											
Freq	Level	Line	Margin	Level	Factor	Loss Factor	cm	deg																																																																										
MHz	dBuV/m	dBuV/m	dB	dBuV	dB/m	dB	dB	cm	deg																																																																									
1	2462.00	96.91	-----	-----	88.72	32.42	7.86	32.09	383	322	AVERAGE																																																																							



Mode	14																																																																													
	Band Edge																																																																													
	2400-2483.5_802.11g_CH11_2462MHz																																																																													
ANT	5																																																																													
Pol.	Vertical	Fundamental																																																																												
Peak	 <p>Level (dBuV/m) vs Frequency (MHz) plot for Vertical polarization. The plot shows a signal level starting at approximately 100 dBuV/m at 2462 MHz and decreasing to about 50 dBuV/m at 2500 MHz. A red vertical line is at 2483.51 MHz, and a red horizontal line labeled 'PEAK_BE_74' is at approximately 74 dBuV/m.</p> <table border="1"> <thead> <tr> <th>Limit</th> <th>Read</th> <th>Ant</th> <th>Cable</th> <th>Preamp</th> <th>APos</th> <th>TPos</th> </tr> <tr> <th>Freq</th> <th>Level</th> <th>Line</th> <th>Margin</th> <th>Level</th> <th>Factor</th> <th>Loss Factor</th> <th>cm</th> <th>deg</th> <th>Remark</th> </tr> <tr> <th>MHz</th> <th>dBuV/m</th> <th>dBuV/m</th> <th>dB</th> <th>dBuV</th> <th>dB/m</th> <th>dB</th> <th>dB</th> <th>cm</th> <th>deg</th> </tr> </thead> <tbody> <tr> <td>1</td> <td>2483.51</td> <td>67.67</td> <td>74.00</td> <td>-6.33</td> <td>59.43</td> <td>32.46</td> <td>7.88</td> <td>32.10</td> <td>390</td> <td>2 PEAK</td> </tr> </tbody> </table>	Limit	Read	Ant	Cable	Preamp	APos	TPos	Freq	Level	Line	Margin	Level	Factor	Loss Factor	cm	deg	Remark	MHz	dBuV/m	dBuV/m	dB	dBuV	dB/m	dB	dB	cm	deg	1	2483.51	67.67	74.00	-6.33	59.43	32.46	7.88	32.10	390	2 PEAK	 <p>Level (dBuV/m) vs Frequency (MHz) plot for Fundamental polarization. The plot shows a signal level around 40 dBuV/m from 1000 MHz to 2400 MHz, then a sharp peak at 2462 MHz reaching approximately 100 dBuV/m, and then returning to 40 dBuV/m. A red horizontal line labeled 'PEAK_74' is at approximately 74 dBuV/m.</p> <table border="1"> <thead> <tr> <th>Limit</th> <th>Read</th> <th>Ant</th> <th>Cable</th> <th>Preamp</th> <th>APos</th> <th>TPos</th> </tr> <tr> <th>Freq</th> <th>Level</th> <th>Line</th> <th>Margin</th> <th>Level</th> <th>Factor</th> <th>Loss Factor</th> <th>cm</th> <th>deg</th> <th>Remark</th> </tr> <tr> <th>MHz</th> <th>dBuV/m</th> <th>dBuV/m</th> <th>dB</th> <th>dBuV</th> <th>dB/m</th> <th>dB</th> <th>dB</th> <th>cm</th> <th>deg</th> </tr> </thead> <tbody> <tr> <td>1</td> <td>2462.00</td> <td>101.55</td> <td>-----</td> <td>93.35</td> <td>32.43</td> <td>7.86</td> <td>32.09</td> <td>390</td> <td>2</td> <td>PEAK</td> </tr> </tbody> </table>	Limit	Read	Ant	Cable	Preamp	APos	TPos	Freq	Level	Line	Margin	Level	Factor	Loss Factor	cm	deg	Remark	MHz	dBuV/m	dBuV/m	dB	dBuV	dB/m	dB	dB	cm	deg	1	2462.00	101.55	-----	93.35	32.43	7.86	32.09	390	2	PEAK
	Limit	Read	Ant	Cable	Preamp	APos	TPos																																																																							
Freq	Level	Line	Margin	Level	Factor	Loss Factor	cm	deg	Remark																																																																					
MHz	dBuV/m	dBuV/m	dB	dBuV	dB/m	dB	dB	cm	deg																																																																					
1	2483.51	67.67	74.00	-6.33	59.43	32.46	7.88	32.10	390	2 PEAK																																																																				
Limit	Read	Ant	Cable	Preamp	APos	TPos																																																																								
Freq	Level	Line	Margin	Level	Factor	Loss Factor	cm	deg	Remark																																																																					
MHz	dBuV/m	dBuV/m	dB	dBuV	dB/m	dB	dB	cm	deg																																																																					
1	2462.00	101.55	-----	93.35	32.43	7.86	32.09	390	2	PEAK																																																																				
Avg	 <p>Level (dBuV/m) vs Frequency (MHz) plot for Vertical polarization, Average. The plot shows a smooth signal level starting at approximately 85 dBuV/m at 2462 MHz and decreasing to about 40 dBuV/m at 2500 MHz. A red vertical line is at 2483.51 MHz, and a red horizontal line labeled 'AVG_BE_54' is at approximately 54 dBuV/m.</p> <table border="1"> <thead> <tr> <th>Limit</th> <th>Read</th> <th>Ant</th> <th>Cable</th> <th>Preamp</th> <th>APos</th> <th>TPos</th> </tr> <tr> <th>Freq</th> <th>Level</th> <th>Line</th> <th>Margin</th> <th>Level</th> <th>Factor</th> <th>Loss Factor</th> <th>cm</th> <th>deg</th> <th>Remark</th> </tr> <tr> <th>MHz</th> <th>dBuV/m</th> <th>dBuV/m</th> <th>dB</th> <th>dBuV</th> <th>dB/m</th> <th>dB</th> <th>dB</th> <th>cm</th> <th>deg</th> </tr> </thead> <tbody> <tr> <td>1</td> <td>2483.51</td> <td>50.65</td> <td>54.00</td> <td>-3.35</td> <td>42.41</td> <td>32.46</td> <td>7.88</td> <td>32.10</td> <td>390</td> <td>2 AVERAGE</td> </tr> </tbody> </table>	Limit	Read	Ant	Cable	Preamp	APos	TPos	Freq	Level	Line	Margin	Level	Factor	Loss Factor	cm	deg	Remark	MHz	dBuV/m	dBuV/m	dB	dBuV	dB/m	dB	dB	cm	deg	1	2483.51	50.65	54.00	-3.35	42.41	32.46	7.88	32.10	390	2 AVERAGE	 <p>Level (dBuV/m) vs Frequency (MHz) plot for Fundamental polarization, Average. The plot shows a smooth signal level around 40 dBuV/m from 1000 MHz to 2400 MHz, then a sharp peak at 2462 MHz reaching approximately 90 dBuV/m, and then returning to 40 dBuV/m. A red horizontal line labeled 'AVG_54' is at approximately 54 dBuV/m.</p> <table border="1"> <thead> <tr> <th>Limit</th> <th>Read</th> <th>Ant</th> <th>Cable</th> <th>Preamp</th> <th>APos</th> <th>TPos</th> </tr> <tr> <th>Freq</th> <th>Level</th> <th>Line</th> <th>Margin</th> <th>Level</th> <th>Factor</th> <th>Loss Factor</th> <th>cm</th> <th>deg</th> <th>Remark</th> </tr> <tr> <th>MHz</th> <th>dBuV/m</th> <th>dBuV/m</th> <th>dB</th> <th>dBuV</th> <th>dB/m</th> <th>dB</th> <th>dB</th> <th>cm</th> <th>deg</th> </tr> </thead> <tbody> <tr> <td>1</td> <td>2462.00</td> <td>93.81</td> <td>-----</td> <td>85.61</td> <td>32.43</td> <td>7.86</td> <td>32.09</td> <td>390</td> <td>2</td> <td>AVERAGE</td> </tr> </tbody> </table>	Limit	Read	Ant	Cable	Preamp	APos	TPos	Freq	Level	Line	Margin	Level	Factor	Loss Factor	cm	deg	Remark	MHz	dBuV/m	dBuV/m	dB	dBuV	dB/m	dB	dB	cm	deg	1	2462.00	93.81	-----	85.61	32.43	7.86	32.09	390	2	AVERAGE
Limit	Read	Ant	Cable	Preamp	APos	TPos																																																																								
Freq	Level	Line	Margin	Level	Factor	Loss Factor	cm	deg	Remark																																																																					
MHz	dBuV/m	dBuV/m	dB	dBuV	dB/m	dB	dB	cm	deg																																																																					
1	2483.51	50.65	54.00	-3.35	42.41	32.46	7.88	32.10	390	2 AVERAGE																																																																				
Limit	Read	Ant	Cable	Preamp	APos	TPos																																																																								
Freq	Level	Line	Margin	Level	Factor	Loss Factor	cm	deg	Remark																																																																					
MHz	dBuV/m	dBuV/m	dB	dBuV	dB/m	dB	dB	cm	deg																																																																					
1	2462.00	93.81	-----	85.61	32.43	7.86	32.09	390	2	AVERAGE																																																																				



Mode	14																																																																																																														
	Harmonic																																																																																																														
	2400-2483.5_802.11g_CH11_2462MHz																																																																																																														
ANT	5																																																																																																														
Pol.	Horizontal	Vertical																																																																																																													
Peak Avg																																																																																																															
	<table border="1"> <thead> <tr> <th>Limit</th> <th>Read</th> <th>Ant</th> <th>Cable</th> <th>Preamp</th> <th>APos</th> <th>TPos</th> <th>Remark</th> </tr> <tr> <th>Freq</th> <th>Level</th> <th>Line</th> <th>Margin</th> <th>Level</th> <th>Factor</th> <th>Loss Factor</th> <th></th> </tr> <tr> <th>MHz</th> <th>dBuV/m</th> <th>dBuV/m</th> <th>dB</th> <th>dBuV</th> <th>dB/m</th> <th>dB</th> <th>cm</th> <th>deg</th> </tr> </thead> <tbody> <tr> <td>1</td> <td>4924.00</td> <td>45.94</td> <td>74.00</td> <td>-28.06</td> <td>51.48</td> <td>34.87</td> <td>11.12</td> <td>51.53</td> <td>---</td> <td>---</td> <td>Peak</td> </tr> <tr> <td>2</td> <td>7386.00</td> <td>48.06</td> <td>74.00</td> <td>-25.94</td> <td>49.76</td> <td>36.35</td> <td>13.13</td> <td>51.18</td> <td>---</td> <td>---</td> <td>Peak</td> </tr> </tbody> </table>	Limit	Read	Ant	Cable	Preamp	APos	TPos	Remark	Freq	Level	Line	Margin	Level	Factor	Loss Factor		MHz	dBuV/m	dBuV/m	dB	dBuV	dB/m	dB	cm	deg	1	4924.00	45.94	74.00	-28.06	51.48	34.87	11.12	51.53	---	---	Peak	2	7386.00	48.06	74.00	-25.94	49.76	36.35	13.13	51.18	---	---	Peak	<table border="1"> <thead> <tr> <th>Limit</th> <th>Read</th> <th>Ant</th> <th>Cable</th> <th>Preamp</th> <th>APos</th> <th>TPos</th> <th>Remark</th> </tr> <tr> <th>Freq</th> <th>Level</th> <th>Line</th> <th>Margin</th> <th>Level</th> <th>Factor</th> <th>Loss Factor</th> <th></th> </tr> <tr> <th>MHz</th> <th>dBuV/m</th> <th>dBuV/m</th> <th>dB</th> <th>dBuV</th> <th>dB/m</th> <th>dB</th> <th>cm</th> <th>deg</th> </tr> </thead> <tbody> <tr> <td>1</td> <td>4924.00</td> <td>45.66</td> <td>74.00</td> <td>-28.34</td> <td>51.20</td> <td>34.87</td> <td>11.12</td> <td>51.53</td> <td>---</td> <td>---</td> <td>Peak</td> </tr> <tr> <td>2</td> <td>7386.00</td> <td>53.22</td> <td>74.00</td> <td>-20.78</td> <td>54.92</td> <td>36.35</td> <td>13.13</td> <td>51.18</td> <td>189</td> <td>---</td> <td>1 Peak</td> </tr> <tr> <td>3</td> <td>7386.00</td> <td>43.68</td> <td>54.00</td> <td>-10.32</td> <td>45.38</td> <td>36.35</td> <td>13.13</td> <td>51.18</td> <td>189</td> <td>---</td> <td>1 Average</td> </tr> </tbody> </table>	Limit	Read	Ant	Cable	Preamp	APos	TPos	Remark	Freq	Level	Line	Margin	Level	Factor	Loss Factor		MHz	dBuV/m	dBuV/m	dB	dBuV	dB/m	dB	cm	deg	1	4924.00	45.66	74.00	-28.34	51.20	34.87	11.12	51.53	---	---	Peak	2	7386.00	53.22	74.00	-20.78	54.92	36.35	13.13	51.18	189	---	1 Peak	3	7386.00	43.68	54.00	-10.32	45.38	36.35	13.13	51.18	189	---
Limit	Read	Ant	Cable	Preamp	APos	TPos	Remark																																																																																																								
Freq	Level	Line	Margin	Level	Factor	Loss Factor																																																																																																									
MHz	dBuV/m	dBuV/m	dB	dBuV	dB/m	dB	cm	deg																																																																																																							
1	4924.00	45.94	74.00	-28.06	51.48	34.87	11.12	51.53	---	---	Peak																																																																																																				
2	7386.00	48.06	74.00	-25.94	49.76	36.35	13.13	51.18	---	---	Peak																																																																																																				
Limit	Read	Ant	Cable	Preamp	APos	TPos	Remark																																																																																																								
Freq	Level	Line	Margin	Level	Factor	Loss Factor																																																																																																									
MHz	dBuV/m	dBuV/m	dB	dBuV	dB/m	dB	cm	deg																																																																																																							
1	4924.00	45.66	74.00	-28.34	51.20	34.87	11.12	51.53	---	---	Peak																																																																																																				
2	7386.00	53.22	74.00	-20.78	54.92	36.35	13.13	51.18	189	---	1 Peak																																																																																																				
3	7386.00	43.68	54.00	-10.32	45.38	36.35	13.13	51.18	189	---	1 Average																																																																																																				



Mode	15																																																																													
	Band Edge																																																																													
	2400-2483.5_802.11g_CH11_2462MHz																																																																													
ANT	5																																																																													
Pol.	Horizontal	Fundamental																																																																												
Peak	<table border="1"> <thead> <tr> <th>Limit</th> <th>Read</th> <th>Ant</th> <th>Cable</th> <th>Preamp</th> <th>APos</th> <th>TPos</th> </tr> <tr> <th>Freq</th> <th>Level</th> <th>Line</th> <th>Margin</th> <th>Level</th> <th>Factor</th> <th>Loss Factor</th> <th>cm</th> <th>deg</th> <th>Remark</th> </tr> <tr> <th>MHz</th> <th>dBuV/m</th> <th>dBuV/m</th> <th>dB</th> <th>dBuV</th> <th>dB/m</th> <th>dB</th> <th>dB</th> <th>cm</th> <th>deg</th> </tr> </thead> <tbody> <tr> <td>1</td> <td>2483.51</td> <td>68.80</td> <td>74.00</td> <td>-5.20</td> <td>60.56</td> <td>32.46</td> <td>7.88</td> <td>32.10</td> <td>372</td> <td>150 PEAK</td> </tr> </tbody> </table>	Limit	Read	Ant	Cable	Preamp	APos	TPos	Freq	Level	Line	Margin	Level	Factor	Loss Factor	cm	deg	Remark	MHz	dBuV/m	dBuV/m	dB	dBuV	dB/m	dB	dB	cm	deg	1	2483.51	68.80	74.00	-5.20	60.56	32.46	7.88	32.10	372	150 PEAK	<table border="1"> <thead> <tr> <th>Limit</th> <th>Read</th> <th>Ant</th> <th>Cable</th> <th>Preamp</th> <th>APos</th> <th>TPos</th> </tr> <tr> <th>Freq</th> <th>Level</th> <th>Line</th> <th>Margin</th> <th>Level</th> <th>Factor</th> <th>Loss Factor</th> <th>cm</th> <th>deg</th> <th>Remark</th> </tr> <tr> <th>MHz</th> <th>dBuV/m</th> <th>dBuV/m</th> <th>dB</th> <th>dBuV</th> <th>dB/m</th> <th>dB</th> <th>dB</th> <th>cm</th> <th>deg</th> </tr> </thead> <tbody> <tr> <td>1</td> <td>2462.00</td> <td>105.75</td> <td>-----</td> <td>-----</td> <td>97.55</td> <td>32.43</td> <td>7.86</td> <td>32.09</td> <td>372</td> <td>150 PEAK</td> </tr> </tbody> </table>	Limit	Read	Ant	Cable	Preamp	APos	TPos	Freq	Level	Line	Margin	Level	Factor	Loss Factor	cm	deg	Remark	MHz	dBuV/m	dBuV/m	dB	dBuV	dB/m	dB	dB	cm	deg	1	2462.00	105.75	-----	-----	97.55	32.43	7.86	32.09	372	150 PEAK
	Limit	Read	Ant	Cable	Preamp	APos	TPos																																																																							
Freq	Level	Line	Margin	Level	Factor	Loss Factor	cm	deg	Remark																																																																					
MHz	dBuV/m	dBuV/m	dB	dBuV	dB/m	dB	dB	cm	deg																																																																					
1	2483.51	68.80	74.00	-5.20	60.56	32.46	7.88	32.10	372	150 PEAK																																																																				
Limit	Read	Ant	Cable	Preamp	APos	TPos																																																																								
Freq	Level	Line	Margin	Level	Factor	Loss Factor	cm	deg	Remark																																																																					
MHz	dBuV/m	dBuV/m	dB	dBuV	dB/m	dB	dB	cm	deg																																																																					
1	2462.00	105.75	-----	-----	97.55	32.43	7.86	32.09	372	150 PEAK																																																																				
Avg	<table border="1"> <thead> <tr> <th>Limit</th> <th>Read</th> <th>Ant</th> <th>Cable</th> <th>Preamp</th> <th>APos</th> <th>TPos</th> </tr> <tr> <th>Freq</th> <th>Level</th> <th>Line</th> <th>Margin</th> <th>Level</th> <th>Factor</th> <th>Loss Factor</th> <th>cm</th> <th>deg</th> <th>Remark</th> </tr> <tr> <th>MHz</th> <th>dBuV/m</th> <th>dBuV/m</th> <th>dB</th> <th>dBuV</th> <th>dB/m</th> <th>dB</th> <th>dB</th> <th>cm</th> <th>deg</th> </tr> </thead> <tbody> <tr> <td>1</td> <td>2483.51</td> <td>50.83</td> <td>54.00</td> <td>-3.17</td> <td>42.59</td> <td>32.46</td> <td>7.88</td> <td>32.10</td> <td>372</td> <td>150 AVERAGE</td> </tr> </tbody> </table>	Limit	Read	Ant	Cable	Preamp	APos	TPos	Freq	Level	Line	Margin	Level	Factor	Loss Factor	cm	deg	Remark	MHz	dBuV/m	dBuV/m	dB	dBuV	dB/m	dB	dB	cm	deg	1	2483.51	50.83	54.00	-3.17	42.59	32.46	7.88	32.10	372	150 AVERAGE	<table border="1"> <thead> <tr> <th>Limit</th> <th>Read</th> <th>Ant</th> <th>Cable</th> <th>Preamp</th> <th>APos</th> <th>TPos</th> </tr> <tr> <th>Freq</th> <th>Level</th> <th>Line</th> <th>Margin</th> <th>Level</th> <th>Factor</th> <th>Loss Factor</th> <th>cm</th> <th>deg</th> <th>Remark</th> </tr> <tr> <th>MHz</th> <th>dBuV/m</th> <th>dBuV/m</th> <th>dB</th> <th>dBuV</th> <th>dB/m</th> <th>dB</th> <th>dB</th> <th>cm</th> <th>deg</th> </tr> </thead> <tbody> <tr> <td>1</td> <td>2462.00</td> <td>97.19</td> <td>-----</td> <td>-----</td> <td>89.00</td> <td>32.42</td> <td>7.86</td> <td>32.09</td> <td>372</td> <td>150 AVERAGE</td> </tr> </tbody> </table>	Limit	Read	Ant	Cable	Preamp	APos	TPos	Freq	Level	Line	Margin	Level	Factor	Loss Factor	cm	deg	Remark	MHz	dBuV/m	dBuV/m	dB	dBuV	dB/m	dB	dB	cm	deg	1	2462.00	97.19	-----	-----	89.00	32.42	7.86	32.09	372	150 AVERAGE
Limit	Read	Ant	Cable	Preamp	APos	TPos																																																																								
Freq	Level	Line	Margin	Level	Factor	Loss Factor	cm	deg	Remark																																																																					
MHz	dBuV/m	dBuV/m	dB	dBuV	dB/m	dB	dB	cm	deg																																																																					
1	2483.51	50.83	54.00	-3.17	42.59	32.46	7.88	32.10	372	150 AVERAGE																																																																				
Limit	Read	Ant	Cable	Preamp	APos	TPos																																																																								
Freq	Level	Line	Margin	Level	Factor	Loss Factor	cm	deg	Remark																																																																					
MHz	dBuV/m	dBuV/m	dB	dBuV	dB/m	dB	dB	cm	deg																																																																					
1	2462.00	97.19	-----	-----	89.00	32.42	7.86	32.09	372	150 AVERAGE																																																																				



Mode	15																																																									
	Band Edge																																																									
	2400-2483.5_802.11g_CH11_2462MHz																																																									
ANT	5																																																									
Pol.	Vertical	Fundamental																																																								
Peak	<table border="1"> <thead> <tr> <th>Limit</th> <th>Read</th> <th>Ant</th> <th>Cable</th> <th>Preamp</th> <th>APos</th> <th>TPos</th> </tr> <tr> <th>Freq</th> <th>Level</th> <th>Line</th> <th>Margin</th> <th>Level</th> <th>Factor</th> <th>Loss Factor</th> <th>cm</th> <th>deg</th> <th>Remark</th> </tr> </thead> <tbody> <tr> <td>1</td> <td>2483.51</td> <td>63.13</td> <td>74.00</td> <td>-10.87</td> <td>54.89</td> <td>32.46</td> <td>7.88</td> <td>32.10</td> <td>155</td> <td>175 PEAK</td> </tr> </tbody> </table>	Limit	Read	Ant	Cable	Preamp	APos	TPos	Freq	Level	Line	Margin	Level	Factor	Loss Factor	cm	deg	Remark	1	2483.51	63.13	74.00	-10.87	54.89	32.46	7.88	32.10	155	175 PEAK	<table border="1"> <thead> <tr> <th>Limit</th> <th>Read</th> <th>Ant</th> <th>Cable</th> <th>Preamp</th> <th>APos</th> <th>TPos</th> </tr> <tr> <th>Freq</th> <th>Level</th> <th>Line</th> <th>Margin</th> <th>Level</th> <th>Factor</th> <th>Loss Factor</th> <th>cm</th> <th>deg</th> <th>Remark</th> </tr> </thead> <tbody> <tr> <td>1</td> <td>2462.00</td> <td>99.22</td> <td>-----</td> <td>-----</td> <td>91.02</td> <td>32.43</td> <td>7.86</td> <td>32.09</td> <td>155</td> <td>175 PEAK</td> </tr> </tbody> </table>	Limit	Read	Ant	Cable	Preamp	APos	TPos	Freq	Level	Line	Margin	Level	Factor	Loss Factor	cm	deg	Remark	1	2462.00	99.22	-----	-----	91.02	32.43	7.86	32.09	155	175 PEAK
	Limit	Read	Ant	Cable	Preamp	APos	TPos																																																			
Freq	Level	Line	Margin	Level	Factor	Loss Factor	cm	deg	Remark																																																	
1	2483.51	63.13	74.00	-10.87	54.89	32.46	7.88	32.10	155	175 PEAK																																																
Limit	Read	Ant	Cable	Preamp	APos	TPos																																																				
Freq	Level	Line	Margin	Level	Factor	Loss Factor	cm	deg	Remark																																																	
1	2462.00	99.22	-----	-----	91.02	32.43	7.86	32.09	155	175 PEAK																																																
Avg	<table border="1"> <thead> <tr> <th>Limit</th> <th>Read</th> <th>Ant</th> <th>Cable</th> <th>Preamp</th> <th>APos</th> <th>TPos</th> </tr> <tr> <th>Freq</th> <th>Level</th> <th>Line</th> <th>Margin</th> <th>Level</th> <th>Factor</th> <th>Loss Factor</th> <th>cm</th> <th>deg</th> <th>Remark</th> </tr> </thead> <tbody> <tr> <td>1</td> <td>2483.51</td> <td>46.87</td> <td>54.00</td> <td>-7.13</td> <td>38.63</td> <td>32.46</td> <td>7.88</td> <td>32.10</td> <td>155</td> <td>175 AVERAGE</td> </tr> </tbody> </table>	Limit	Read	Ant	Cable	Preamp	APos	TPos	Freq	Level	Line	Margin	Level	Factor	Loss Factor	cm	deg	Remark	1	2483.51	46.87	54.00	-7.13	38.63	32.46	7.88	32.10	155	175 AVERAGE	<table border="1"> <thead> <tr> <th>Limit</th> <th>Read</th> <th>Ant</th> <th>Cable</th> <th>Preamp</th> <th>APos</th> <th>TPos</th> </tr> <tr> <th>Freq</th> <th>Level</th> <th>Line</th> <th>Margin</th> <th>Level</th> <th>Factor</th> <th>Loss Factor</th> <th>cm</th> <th>deg</th> <th>Remark</th> </tr> </thead> <tbody> <tr> <td>1</td> <td>2462.00</td> <td>92.27</td> <td>-----</td> <td>-----</td> <td>84.07</td> <td>32.43</td> <td>7.86</td> <td>32.09</td> <td>155</td> <td>175 AVERAGE</td> </tr> </tbody> </table>	Limit	Read	Ant	Cable	Preamp	APos	TPos	Freq	Level	Line	Margin	Level	Factor	Loss Factor	cm	deg	Remark	1	2462.00	92.27	-----	-----	84.07	32.43	7.86	32.09	155	175 AVERAGE
Limit	Read	Ant	Cable	Preamp	APos	TPos																																																				
Freq	Level	Line	Margin	Level	Factor	Loss Factor	cm	deg	Remark																																																	
1	2483.51	46.87	54.00	-7.13	38.63	32.46	7.88	32.10	155	175 AVERAGE																																																
Limit	Read	Ant	Cable	Preamp	APos	TPos																																																				
Freq	Level	Line	Margin	Level	Factor	Loss Factor	cm	deg	Remark																																																	
1	2462.00	92.27	-----	-----	84.07	32.43	7.86	32.09	155	175 AVERAGE																																																



Mode	15																																																																																																					
	Harmonic																																																																																																					
	2400-2483.5_802.11g_CH11_2462MHz																																																																																																					
ANT	5																																																																																																					
Pol.	Horizontal	Vertical																																																																																																				
Peak Avg	<p>Date: 2024-09-27</p> <table border="1"> <thead> <tr> <th>Limit</th> <th>Read</th> <th>Ant</th> <th>Cable</th> <th>Preamp</th> <th>APos</th> <th>TPos</th> <th>Remark</th> </tr> <tr> <th>Freq</th> <th>Level</th> <th>Line</th> <th>Margin</th> <th>Level</th> <th>Factor</th> <th>Loss</th> <th>Factor</th> </tr> <tr> <th>MHz</th> <th>dBuV/m</th> <th>dBuV/m</th> <th>dB</th> <th>dBuV</th> <th>dB/m</th> <th>dB</th> <th>dB</th> <th>cm</th> <th>deg</th> </tr> </thead> <tbody> <tr> <td>1</td> <td>4924.00</td> <td>46.18</td> <td>74.00</td> <td>-27.82</td> <td>51.72</td> <td>34.87</td> <td>11.12</td> <td>51.53</td> <td>---</td> <td>---</td> <td>Peak</td> </tr> <tr> <td>2</td> <td>7386.00</td> <td>47.87</td> <td>74.00</td> <td>-26.13</td> <td>49.57</td> <td>36.35</td> <td>13.13</td> <td>51.18</td> <td>---</td> <td>---</td> <td>Peak</td> </tr> </tbody> </table>	Limit	Read	Ant	Cable	Preamp	APos	TPos	Remark	Freq	Level	Line	Margin	Level	Factor	Loss	Factor	MHz	dBuV/m	dBuV/m	dB	dBuV	dB/m	dB	dB	cm	deg	1	4924.00	46.18	74.00	-27.82	51.72	34.87	11.12	51.53	---	---	Peak	2	7386.00	47.87	74.00	-26.13	49.57	36.35	13.13	51.18	---	---	Peak	<p>Date: 2024-09-27</p> <table border="1"> <thead> <tr> <th>Limit</th> <th>Read</th> <th>Ant</th> <th>Cable</th> <th>Preamp</th> <th>APos</th> <th>TPos</th> <th>Remark</th> </tr> <tr> <th>Freq</th> <th>Level</th> <th>Line</th> <th>Margin</th> <th>Level</th> <th>Factor</th> <th>Loss</th> <th>Factor</th> </tr> <tr> <th>MHz</th> <th>dBuV/m</th> <th>dBuV/m</th> <th>dB</th> <th>dBuV</th> <th>dB/m</th> <th>dB</th> <th>dB</th> <th>cm</th> <th>deg</th> </tr> </thead> <tbody> <tr> <td>1</td> <td>4924.00</td> <td>46.92</td> <td>74.00</td> <td>-27.08</td> <td>52.46</td> <td>34.87</td> <td>11.12</td> <td>51.53</td> <td>---</td> <td>---</td> <td>Peak</td> </tr> <tr> <td>2</td> <td>7386.00</td> <td>45.14</td> <td>74.00</td> <td>-28.86</td> <td>46.84</td> <td>36.35</td> <td>13.13</td> <td>51.18</td> <td>---</td> <td>---</td> <td>Peak</td> </tr> </tbody> </table>	Limit	Read	Ant	Cable	Preamp	APos	TPos	Remark	Freq	Level	Line	Margin	Level	Factor	Loss	Factor	MHz	dBuV/m	dBuV/m	dB	dBuV	dB/m	dB	dB	cm	deg	1	4924.00	46.92	74.00	-27.08	52.46	34.87	11.12	51.53	---	---	Peak	2	7386.00	45.14	74.00	-28.86	46.84	36.35	13.13	51.18	---	---	Peak
	Limit	Read	Ant	Cable	Preamp	APos	TPos	Remark																																																																																														
Freq	Level	Line	Margin	Level	Factor	Loss	Factor																																																																																															
MHz	dBuV/m	dBuV/m	dB	dBuV	dB/m	dB	dB	cm	deg																																																																																													
1	4924.00	46.18	74.00	-27.82	51.72	34.87	11.12	51.53	---	---	Peak																																																																																											
2	7386.00	47.87	74.00	-26.13	49.57	36.35	13.13	51.18	---	---	Peak																																																																																											
Limit	Read	Ant	Cable	Preamp	APos	TPos	Remark																																																																																															
Freq	Level	Line	Margin	Level	Factor	Loss	Factor																																																																																															
MHz	dBuV/m	dBuV/m	dB	dBuV	dB/m	dB	dB	cm	deg																																																																																													
1	4924.00	46.92	74.00	-27.08	52.46	34.87	11.12	51.53	---	---	Peak																																																																																											
2	7386.00	45.14	74.00	-28.86	46.84	36.35	13.13	51.18	---	---	Peak																																																																																											

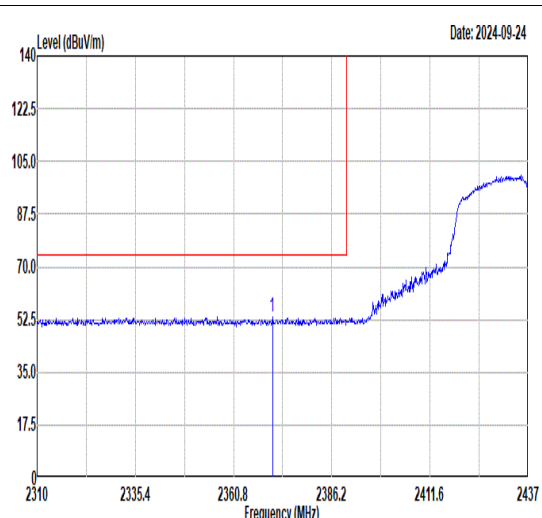
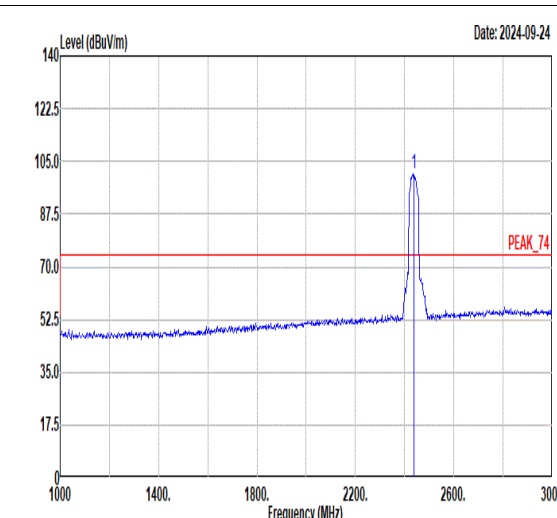
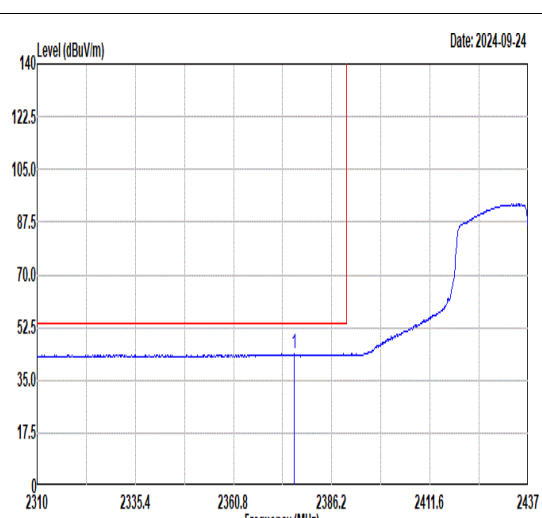
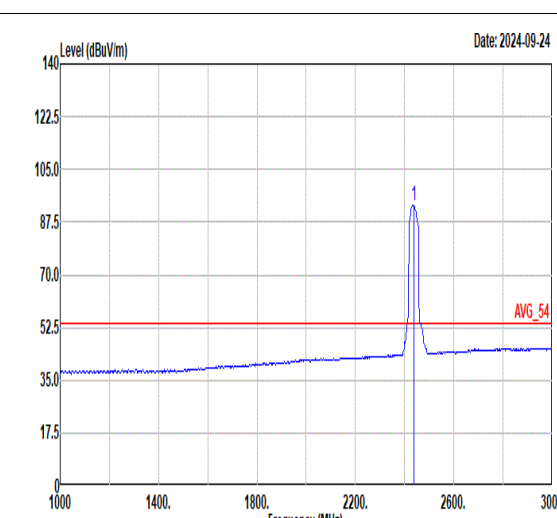


Mode	16																																																																													
	Band Edge - L																																																																													
	2400-2483.5_802.11n_HT40_CH06_2437MHz																																																																													
ANT	5																																																																													
Pol.	Horizontal	Fundamental																																																																												
Peak	<table border="1"> <thead> <tr> <th>Limit</th> <th>Read</th> <th>Ant</th> <th>Cable</th> <th>Preamp</th> <th>APos</th> <th>TPos</th> </tr> <tr> <th>Freq</th> <th>Level</th> <th>Line</th> <th>Margin</th> <th>Level</th> <th>Factor</th> <th>Loss Factor</th> <th>cm</th> <th>deg</th> <th>Remark</th> </tr> <tr> <th>MHz</th> <th>dBuV/m</th> <th>dBuV/m</th> <th>dB</th> <th>dBuV</th> <th>dB/m</th> <th>dB</th> <th>dB</th> <th>cm</th> <th>deg</th> </tr> </thead> <tbody> <tr> <td>1</td> <td>2389.88</td> <td>62.86</td> <td>74.00</td> <td>-11.14</td> <td>54.92</td> <td>32.26</td> <td>7.76</td> <td>32.08</td> <td>154</td> <td>27 PEAK</td> </tr> </tbody> </table>	Limit	Read	Ant	Cable	Preamp	APos	TPos	Freq	Level	Line	Margin	Level	Factor	Loss Factor	cm	deg	Remark	MHz	dBuV/m	dBuV/m	dB	dBuV	dB/m	dB	dB	cm	deg	1	2389.88	62.86	74.00	-11.14	54.92	32.26	7.76	32.08	154	27 PEAK	<table border="1"> <thead> <tr> <th>Limit</th> <th>Read</th> <th>Ant</th> <th>Cable</th> <th>Preamp</th> <th>APos</th> <th>TPos</th> </tr> <tr> <th>Freq</th> <th>Level</th> <th>Line</th> <th>Margin</th> <th>Level</th> <th>Factor</th> <th>Loss Factor</th> <th>cm</th> <th>deg</th> <th>Remark</th> </tr> <tr> <th>MHz</th> <th>dBuV/m</th> <th>dBuV/m</th> <th>dB</th> <th>dBuV</th> <th>dB/m</th> <th>dB</th> <th>dB</th> <th>cm</th> <th>deg</th> </tr> </thead> <tbody> <tr> <td>1</td> <td>2437.00</td> <td>103.33</td> <td>-----</td> <td>-----</td> <td>95.24</td> <td>32.35</td> <td>7.83</td> <td>32.09</td> <td>154</td> <td>27 PEAK</td> </tr> </tbody> </table>	Limit	Read	Ant	Cable	Preamp	APos	TPos	Freq	Level	Line	Margin	Level	Factor	Loss Factor	cm	deg	Remark	MHz	dBuV/m	dBuV/m	dB	dBuV	dB/m	dB	dB	cm	deg	1	2437.00	103.33	-----	-----	95.24	32.35	7.83	32.09	154	27 PEAK
	Limit	Read	Ant	Cable	Preamp	APos	TPos																																																																							
Freq	Level	Line	Margin	Level	Factor	Loss Factor	cm	deg	Remark																																																																					
MHz	dBuV/m	dBuV/m	dB	dBuV	dB/m	dB	dB	cm	deg																																																																					
1	2389.88	62.86	74.00	-11.14	54.92	32.26	7.76	32.08	154	27 PEAK																																																																				
Limit	Read	Ant	Cable	Preamp	APos	TPos																																																																								
Freq	Level	Line	Margin	Level	Factor	Loss Factor	cm	deg	Remark																																																																					
MHz	dBuV/m	dBuV/m	dB	dBuV	dB/m	dB	dB	cm	deg																																																																					
1	2437.00	103.33	-----	-----	95.24	32.35	7.83	32.09	154	27 PEAK																																																																				
Avg	<table border="1"> <thead> <tr> <th>Limit</th> <th>Read</th> <th>Ant</th> <th>Cable</th> <th>Preamp</th> <th>APos</th> <th>TPos</th> </tr> <tr> <th>Freq</th> <th>Level</th> <th>Line</th> <th>Margin</th> <th>Level</th> <th>Factor</th> <th>Loss Factor</th> <th>cm</th> <th>deg</th> <th>Remark</th> </tr> <tr> <th>MHz</th> <th>dBuV/m</th> <th>dBuV/m</th> <th>dB</th> <th>dBuV</th> <th>dB/m</th> <th>dB</th> <th>dB</th> <th>cm</th> <th>deg</th> </tr> </thead> <tbody> <tr> <td>1</td> <td>2389.76</td> <td>45.64</td> <td>54.00</td> <td>-8.36</td> <td>37.70</td> <td>32.26</td> <td>7.76</td> <td>32.08</td> <td>154</td> <td>27 AVERAGE</td> </tr> </tbody> </table>	Limit	Read	Ant	Cable	Preamp	APos	TPos	Freq	Level	Line	Margin	Level	Factor	Loss Factor	cm	deg	Remark	MHz	dBuV/m	dBuV/m	dB	dBuV	dB/m	dB	dB	cm	deg	1	2389.76	45.64	54.00	-8.36	37.70	32.26	7.76	32.08	154	27 AVERAGE	<table border="1"> <thead> <tr> <th>Limit</th> <th>Read</th> <th>Ant</th> <th>Cable</th> <th>Preamp</th> <th>APos</th> <th>TPos</th> </tr> <tr> <th>Freq</th> <th>Level</th> <th>Line</th> <th>Margin</th> <th>Level</th> <th>Factor</th> <th>Loss Factor</th> <th>cm</th> <th>deg</th> <th>Remark</th> </tr> <tr> <th>MHz</th> <th>dBuV/m</th> <th>dBuV/m</th> <th>dB</th> <th>dBuV</th> <th>dB/m</th> <th>dB</th> <th>dB</th> <th>cm</th> <th>deg</th> </tr> </thead> <tbody> <tr> <td>1</td> <td>2437.00</td> <td>96.42</td> <td>-----</td> <td>-----</td> <td>88.32</td> <td>32.36</td> <td>7.83</td> <td>32.09</td> <td>154</td> <td>27 AVERAGE</td> </tr> </tbody> </table>	Limit	Read	Ant	Cable	Preamp	APos	TPos	Freq	Level	Line	Margin	Level	Factor	Loss Factor	cm	deg	Remark	MHz	dBuV/m	dBuV/m	dB	dBuV	dB/m	dB	dB	cm	deg	1	2437.00	96.42	-----	-----	88.32	32.36	7.83	32.09	154	27 AVERAGE
Limit	Read	Ant	Cable	Preamp	APos	TPos																																																																								
Freq	Level	Line	Margin	Level	Factor	Loss Factor	cm	deg	Remark																																																																					
MHz	dBuV/m	dBuV/m	dB	dBuV	dB/m	dB	dB	cm	deg																																																																					
1	2389.76	45.64	54.00	-8.36	37.70	32.26	7.76	32.08	154	27 AVERAGE																																																																				
Limit	Read	Ant	Cable	Preamp	APos	TPos																																																																								
Freq	Level	Line	Margin	Level	Factor	Loss Factor	cm	deg	Remark																																																																					
MHz	dBuV/m	dBuV/m	dB	dBuV	dB/m	dB	dB	cm	deg																																																																					
1	2437.00	96.42	-----	-----	88.32	32.36	7.83	32.09	154	27 AVERAGE																																																																				



Mode	16																																									
	Band Edge - R																																									
	2400-2483.5_802.11n HT40_CH06_2437MHz																																									
ANT	5																																									
Pol.	Horizontal	Fundamental																																								
Peak	<table border="1"> <thead> <tr> <th>Limit</th> <th>Read</th> <th>Ant</th> <th>Cable</th> <th>Preamp</th> <th>APos</th> <th>TPos</th> <th>Remark</th> </tr> <tr> <th>Freq</th> <th>Level</th> <th>Line</th> <th>Margin</th> <th>Level</th> <th>Factor</th> <th>Loss</th> <th>Factor</th> </tr> <tr> <th>MHz</th> <th>dBuV/m</th> <th>dBuV/m</th> <th>dB</th> <th>dBuV</th> <th>dB/m</th> <th>dB</th> <th>dB</th> </tr> </thead> <tbody> <tr> <td>1 2484.38</td> <td>65.04</td> <td>74.00</td> <td>-8.96</td> <td>56.79</td> <td>32.47</td> <td>7.88</td> <td>32.10</td> </tr> <tr> <td></td> <td></td> <td></td> <td></td> <td></td> <td></td> <td>154</td> <td>27 PEAK</td> </tr> </tbody> </table>	Limit	Read	Ant	Cable	Preamp	APos	TPos	Remark	Freq	Level	Line	Margin	Level	Factor	Loss	Factor	MHz	dBuV/m	dBuV/m	dB	dBuV	dB/m	dB	dB	1 2484.38	65.04	74.00	-8.96	56.79	32.47	7.88	32.10							154	27 PEAK	Blank
Limit	Read	Ant	Cable	Preamp	APos	TPos	Remark																																			
Freq	Level	Line	Margin	Level	Factor	Loss	Factor																																			
MHz	dBuV/m	dBuV/m	dB	dBuV	dB/m	dB	dB																																			
1 2484.38	65.04	74.00	-8.96	56.79	32.47	7.88	32.10																																			
						154	27 PEAK																																			
Avg	<table border="1"> <thead> <tr> <th>Limit</th> <th>Read</th> <th>Ant</th> <th>Cable</th> <th>Preamp</th> <th>APos</th> <th>TPos</th> <th>Remark</th> </tr> <tr> <th>Freq</th> <th>Level</th> <th>Line</th> <th>Margin</th> <th>Level</th> <th>Factor</th> <th>Loss</th> <th>Factor</th> </tr> <tr> <th>MHz</th> <th>dBuV/m</th> <th>dBuV/m</th> <th>dB</th> <th>dBuV</th> <th>dB/m</th> <th>dB</th> <th>dB</th> </tr> </thead> <tbody> <tr> <td>1 2483.56</td> <td>50.77</td> <td>54.00</td> <td>-3.23</td> <td>42.53</td> <td>32.46</td> <td>7.88</td> <td>32.10</td> </tr> <tr> <td></td> <td></td> <td></td> <td></td> <td></td> <td></td> <td>154</td> <td>27 AVERAGE</td> </tr> </tbody> </table>	Limit	Read	Ant	Cable	Preamp	APos	TPos	Remark	Freq	Level	Line	Margin	Level	Factor	Loss	Factor	MHz	dBuV/m	dBuV/m	dB	dBuV	dB/m	dB	dB	1 2483.56	50.77	54.00	-3.23	42.53	32.46	7.88	32.10							154	27 AVERAGE	Blank
Limit	Read	Ant	Cable	Preamp	APos	TPos	Remark																																			
Freq	Level	Line	Margin	Level	Factor	Loss	Factor																																			
MHz	dBuV/m	dBuV/m	dB	dBuV	dB/m	dB	dB																																			
1 2483.56	50.77	54.00	-3.23	42.53	32.46	7.88	32.10																																			
						154	27 AVERAGE																																			



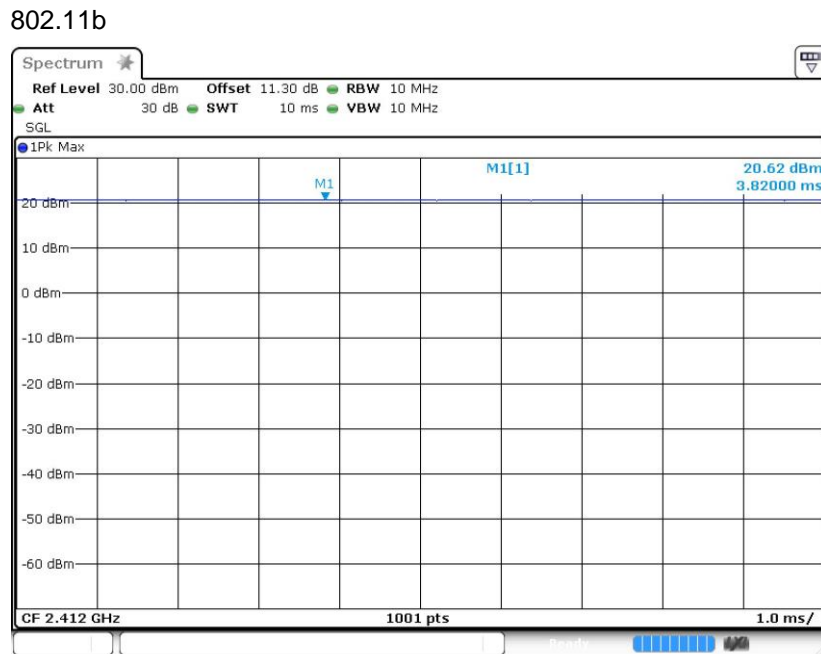
Mode	16																																																																																	
	Band Edge - L																																																																																	
	2400-2483.5_802.11n_HT40_CH06_2437MHz																																																																																	
ANT	5																																																																																	
Pol.	Vertical	Fundamental																																																																																
Peak	 <p style="text-align: right;">Date: 2024-09-24</p> <table border="1"> <thead> <tr> <th>Limit</th> <th>Read</th> <th>Ant</th> <th>Cable</th> <th>Preamp</th> <th>APos</th> <th>TPos</th> <th colspan="2">Remark</th> </tr> <tr> <th>Freq</th> <th>Level</th> <th>Line</th> <th>Margin</th> <th>Level</th> <th>Factor</th> <th>Loss Factor</th> <th>dB</th> <th>dB</th> </tr> <tr> <th>MHz</th> <th>dBuV/m</th> <th>dBuV/m</th> <th>dB</th> <th>dBuV</th> <th>dB/m</th> <th>dB</th> <th>dB</th> <th>cm</th> <th>deg</th> </tr> </thead> <tbody> <tr> <td>1</td> <td>2370.83</td> <td>53.49</td> <td>74.00</td> <td>-20.51</td> <td>45.63</td> <td>32.22</td> <td>7.71</td> <td>32.07</td> <td>381</td> <td>88</td> <td>PEAK</td> </tr> </tbody> </table>	Limit	Read	Ant	Cable	Preamp	APos	TPos	Remark		Freq	Level	Line	Margin	Level	Factor	Loss Factor	dB	dB	MHz	dBuV/m	dBuV/m	dB	dBuV	dB/m	dB	dB	cm	deg	1	2370.83	53.49	74.00	-20.51	45.63	32.22	7.71	32.07	381	88	PEAK	 <p style="text-align: right;">Date: 2024-09-24</p> <table border="1"> <thead> <tr> <th>Limit</th> <th>Read</th> <th>Ant</th> <th>Cable</th> <th>Preamp</th> <th>APos</th> <th>TPos</th> <th colspan="2">Remark</th> </tr> <tr> <th>Freq</th> <th>Level</th> <th>Line</th> <th>Margin</th> <th>Level</th> <th>Factor</th> <th>Loss Factor</th> <th>dB</th> <th>dB</th> </tr> <tr> <th>MHz</th> <th>dBuV/m</th> <th>dBuV/m</th> <th>dB</th> <th>dBuV</th> <th>dB/m</th> <th>dB</th> <th>dB</th> <th>cm</th> <th>deg</th> </tr> </thead> <tbody> <tr> <td>1</td> <td>2437.00</td> <td>100.86</td> <td>-----</td> <td>-----</td> <td>92.77</td> <td>32.35</td> <td>7.83</td> <td>32.09</td> <td>381</td> <td>88</td> <td>PEAK</td> </tr> </tbody> </table>	Limit	Read	Ant	Cable	Preamp	APos	TPos	Remark		Freq	Level	Line	Margin	Level	Factor	Loss Factor	dB	dB	MHz	dBuV/m	dBuV/m	dB	dBuV	dB/m	dB	dB	cm	deg	1	2437.00	100.86	-----	-----	92.77	32.35	7.83	32.09	381	88	PEAK
	Limit	Read	Ant	Cable	Preamp	APos	TPos	Remark																																																																										
Freq	Level	Line	Margin	Level	Factor	Loss Factor	dB	dB																																																																										
MHz	dBuV/m	dBuV/m	dB	dBuV	dB/m	dB	dB	cm	deg																																																																									
1	2370.83	53.49	74.00	-20.51	45.63	32.22	7.71	32.07	381	88	PEAK																																																																							
Limit	Read	Ant	Cable	Preamp	APos	TPos	Remark																																																																											
Freq	Level	Line	Margin	Level	Factor	Loss Factor	dB	dB																																																																										
MHz	dBuV/m	dBuV/m	dB	dBuV	dB/m	dB	dB	cm	deg																																																																									
1	2437.00	100.86	-----	-----	92.77	32.35	7.83	32.09	381	88	PEAK																																																																							
Avg	 <p style="text-align: right;">Date: 2024-09-24</p> <table border="1"> <thead> <tr> <th>Limit</th> <th>Read</th> <th>Ant</th> <th>Cable</th> <th>Preamp</th> <th>APos</th> <th>TPos</th> <th colspan="2">Remark</th> </tr> <tr> <th>Freq</th> <th>Level</th> <th>Line</th> <th>Margin</th> <th>Level</th> <th>Factor</th> <th>Loss Factor</th> <th>dB</th> <th>dB</th> </tr> <tr> <th>MHz</th> <th>dBuV/m</th> <th>dBuV/m</th> <th>dB</th> <th>dBuV</th> <th>dB/m</th> <th>dB</th> <th>dB</th> <th>cm</th> <th>deg</th> </tr> </thead> <tbody> <tr> <td>1</td> <td>2376.42</td> <td>43.62</td> <td>54.00</td> <td>-10.38</td> <td>35.74</td> <td>32.23</td> <td>7.72</td> <td>32.07</td> <td>381</td> <td>88</td> <td>AVERAGE</td> </tr> </tbody> </table>	Limit	Read	Ant	Cable	Preamp	APos	TPos	Remark		Freq	Level	Line	Margin	Level	Factor	Loss Factor	dB	dB	MHz	dBuV/m	dBuV/m	dB	dBuV	dB/m	dB	dB	cm	deg	1	2376.42	43.62	54.00	-10.38	35.74	32.23	7.72	32.07	381	88	AVERAGE	 <p style="text-align: right;">Date: 2024-09-24</p> <table border="1"> <thead> <tr> <th>Limit</th> <th>Read</th> <th>Ant</th> <th>Cable</th> <th>Preamp</th> <th>APos</th> <th>TPos</th> <th colspan="2">Remark</th> </tr> <tr> <th>Freq</th> <th>Level</th> <th>Line</th> <th>Margin</th> <th>Level</th> <th>Factor</th> <th>Loss Factor</th> <th>dB</th> <th>dB</th> </tr> <tr> <th>MHz</th> <th>dBuV/m</th> <th>dBuV/m</th> <th>dB</th> <th>dBuV</th> <th>dB/m</th> <th>dB</th> <th>dB</th> <th>cm</th> <th>deg</th> </tr> </thead> <tbody> <tr> <td>1</td> <td>2437.00</td> <td>93.23</td> <td>-----</td> <td>-----</td> <td>85.14</td> <td>32.35</td> <td>7.83</td> <td>32.09</td> <td>381</td> <td>88</td> <td>AVERAGE</td> </tr> </tbody> </table>	Limit	Read	Ant	Cable	Preamp	APos	TPos	Remark		Freq	Level	Line	Margin	Level	Factor	Loss Factor	dB	dB	MHz	dBuV/m	dBuV/m	dB	dBuV	dB/m	dB	dB	cm	deg	1	2437.00	93.23	-----	-----	85.14	32.35	7.83	32.09	381	88	AVERAGE
Limit	Read	Ant	Cable	Preamp	APos	TPos	Remark																																																																											
Freq	Level	Line	Margin	Level	Factor	Loss Factor	dB	dB																																																																										
MHz	dBuV/m	dBuV/m	dB	dBuV	dB/m	dB	dB	cm	deg																																																																									
1	2376.42	43.62	54.00	-10.38	35.74	32.23	7.72	32.07	381	88	AVERAGE																																																																							
Limit	Read	Ant	Cable	Preamp	APos	TPos	Remark																																																																											
Freq	Level	Line	Margin	Level	Factor	Loss Factor	dB	dB																																																																										
MHz	dBuV/m	dBuV/m	dB	dBuV	dB/m	dB	dB	cm	deg																																																																									
1	2437.00	93.23	-----	-----	85.14	32.35	7.83	32.09	381	88	AVERAGE																																																																							



Mode	16																																					
	Band Edge - R																																					
	2400-2483.5_802.11n HT40_CH06_2437MHz																																					
ANT	5																																					
Pol.	Vertical	Fundamental																																				
Peak	<table border="1"> <thead> <tr> <th>Limit</th> <th>Read</th> <th>Ant</th> <th>Cable</th> <th>Preamp</th> <th>APos</th> <th>TPos</th> <th>Remark</th> </tr> <tr> <th>Freq</th> <th>Level</th> <th>Line</th> <th>Margin</th> <th>Level</th> <th>Factor</th> <th>Loss</th> <th>Factor</th> </tr> <tr> <th>MHz</th> <th>dBuV/m</th> <th>dBuV/m</th> <th>dB</th> <th>dBuV</th> <th>dB/m</th> <th>dB</th> <th>dB</th> </tr> </thead> <tbody> <tr> <td>1</td> <td>2485.89</td> <td>57.59</td> <td>74.00</td> <td>-16.41</td> <td>49.34</td> <td>32.47</td> <td>7.88</td> <td>32.10</td> <td>381</td> <td>88</td> <td>PEAK</td> </tr> </tbody> </table>	Limit	Read	Ant	Cable	Preamp	APos	TPos	Remark	Freq	Level	Line	Margin	Level	Factor	Loss	Factor	MHz	dBuV/m	dBuV/m	dB	dBuV	dB/m	dB	dB	1	2485.89	57.59	74.00	-16.41	49.34	32.47	7.88	32.10	381	88	PEAK	Blank
Limit	Read	Ant	Cable	Preamp	APos	TPos	Remark																															
Freq	Level	Line	Margin	Level	Factor	Loss	Factor																															
MHz	dBuV/m	dBuV/m	dB	dBuV	dB/m	dB	dB																															
1	2485.89	57.59	74.00	-16.41	49.34	32.47	7.88	32.10	381	88	PEAK																											
Avg	<table border="1"> <thead> <tr> <th>Limit</th> <th>Read</th> <th>Ant</th> <th>Cable</th> <th>Preamp</th> <th>APos</th> <th>TPos</th> <th>Remark</th> </tr> <tr> <th>Freq</th> <th>Level</th> <th>Line</th> <th>Margin</th> <th>Level</th> <th>Factor</th> <th>Loss</th> <th>Factor</th> </tr> <tr> <th>MHz</th> <th>dBuV/m</th> <th>dBuV/m</th> <th>dB</th> <th>dBuV</th> <th>dB/m</th> <th>dB</th> <th>dB</th> </tr> </thead> <tbody> <tr> <td>1</td> <td>2483.56</td> <td>46.27</td> <td>54.00</td> <td>-7.73</td> <td>38.03</td> <td>32.46</td> <td>7.88</td> <td>32.10</td> <td>381</td> <td>88</td> <td>AVERAGE</td> </tr> </tbody> </table>	Limit	Read	Ant	Cable	Preamp	APos	TPos	Remark	Freq	Level	Line	Margin	Level	Factor	Loss	Factor	MHz	dBuV/m	dBuV/m	dB	dBuV	dB/m	dB	dB	1	2483.56	46.27	54.00	-7.73	38.03	32.46	7.88	32.10	381	88	AVERAGE	Blank
Limit	Read	Ant	Cable	Preamp	APos	TPos	Remark																															
Freq	Level	Line	Margin	Level	Factor	Loss	Factor																															
MHz	dBuV/m	dBuV/m	dB	dBuV	dB/m	dB	dB																															
1	2483.56	46.27	54.00	-7.73	38.03	32.46	7.88	32.10	381	88	AVERAGE																											

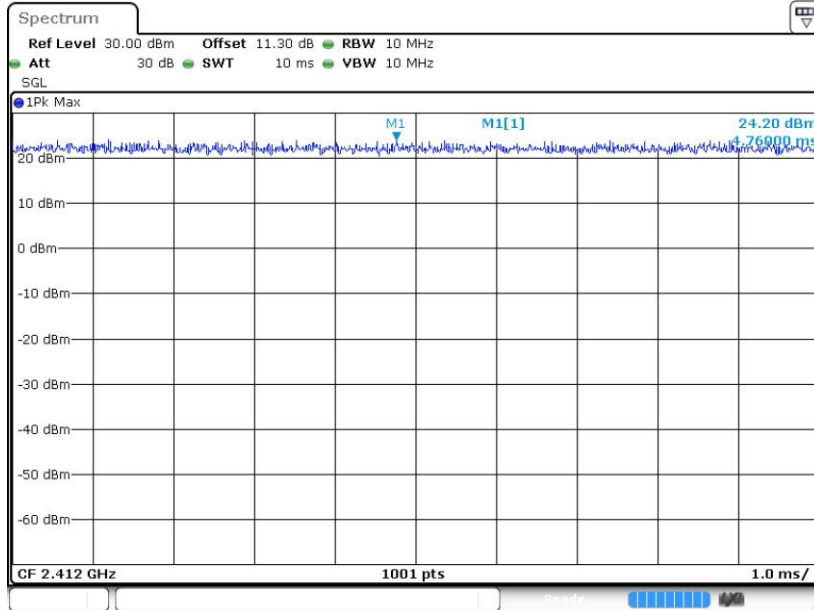
Appendix D. Duty Cycle Plots

Band	Duty Cycle(%)	T(ms)	1/T(kHz)	VBW Setting
802.11b	100	-	-	10Hz
802.11g	100	-	-	10Hz
802.11n HT20	100	-	-	10Hz
802.11n HT40	100	-	-	10Hz

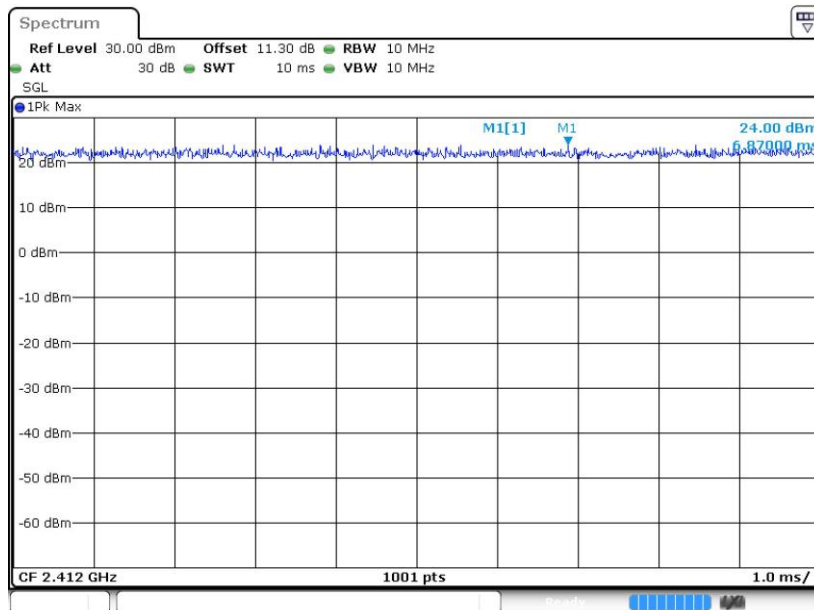




802.11g



802.11n HT20





802.11n HT40

