

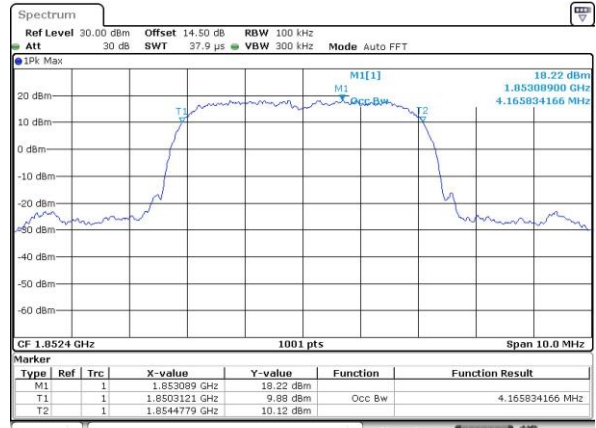
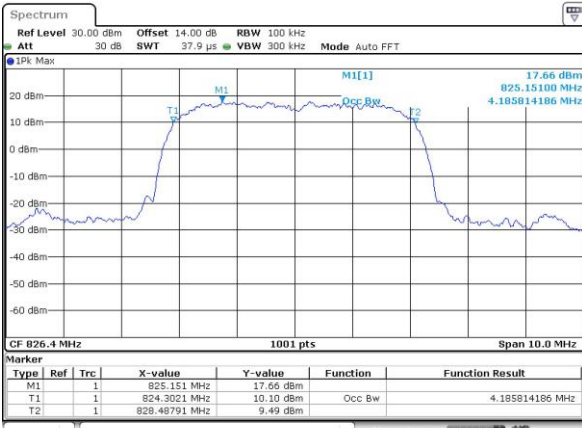


WCDMA Band V (RMC 12.2Kbps)

WCDMA Band II (RMC 12.2Kbps)

Lowest Channel

Lowest Channel

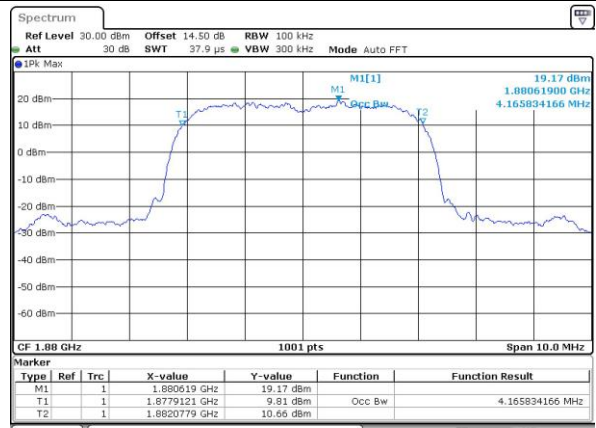
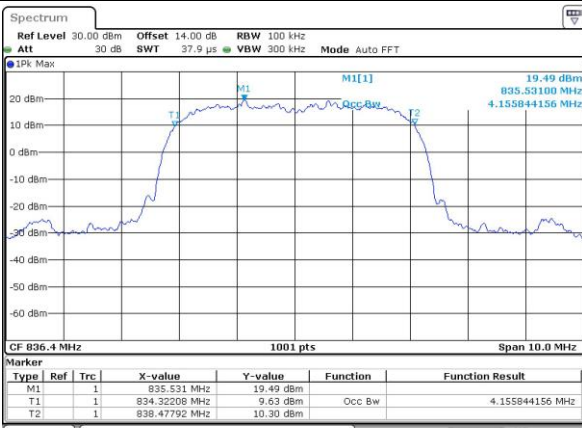


Date: 18 SEP 2024 17:02:53

Date: 19 SEP 2024 08:55:00

Middle Channel

Middle Channel

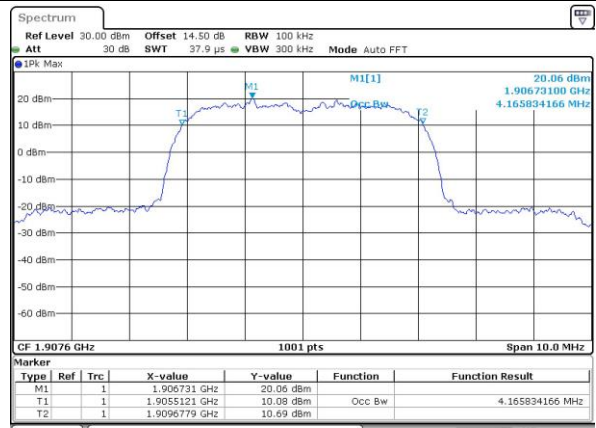
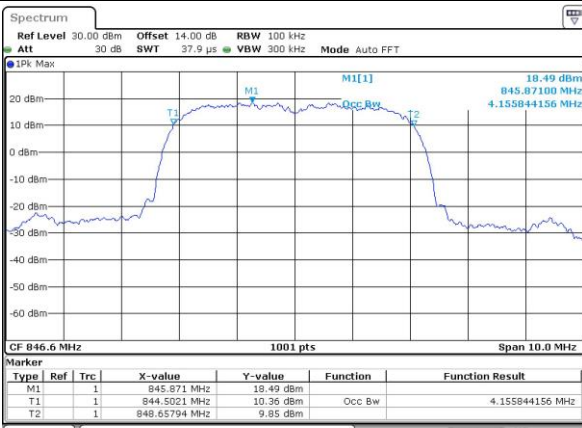


Date: 18 SEP 2024 17:06:50

Date: 19 SEP 2024 08:02:33

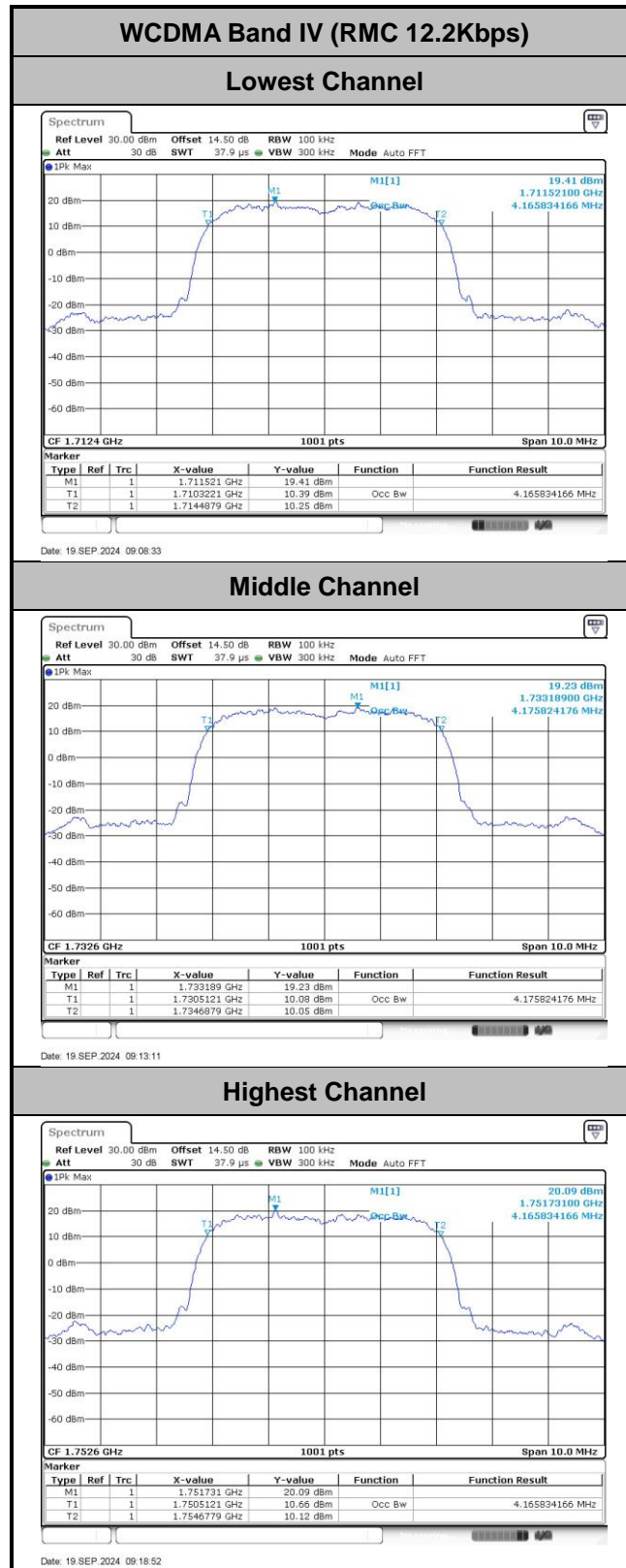
Highest Channel

Highest Channel



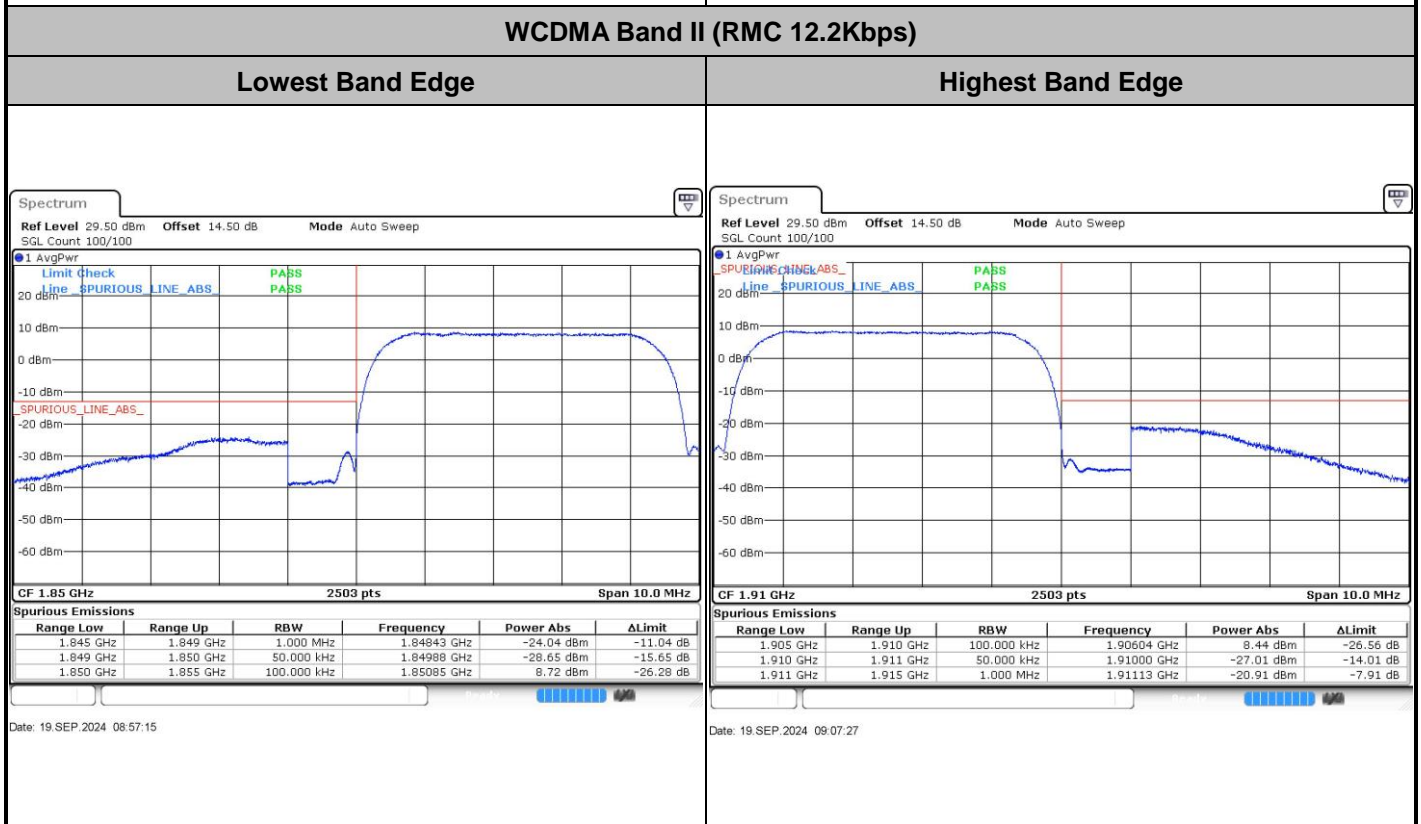
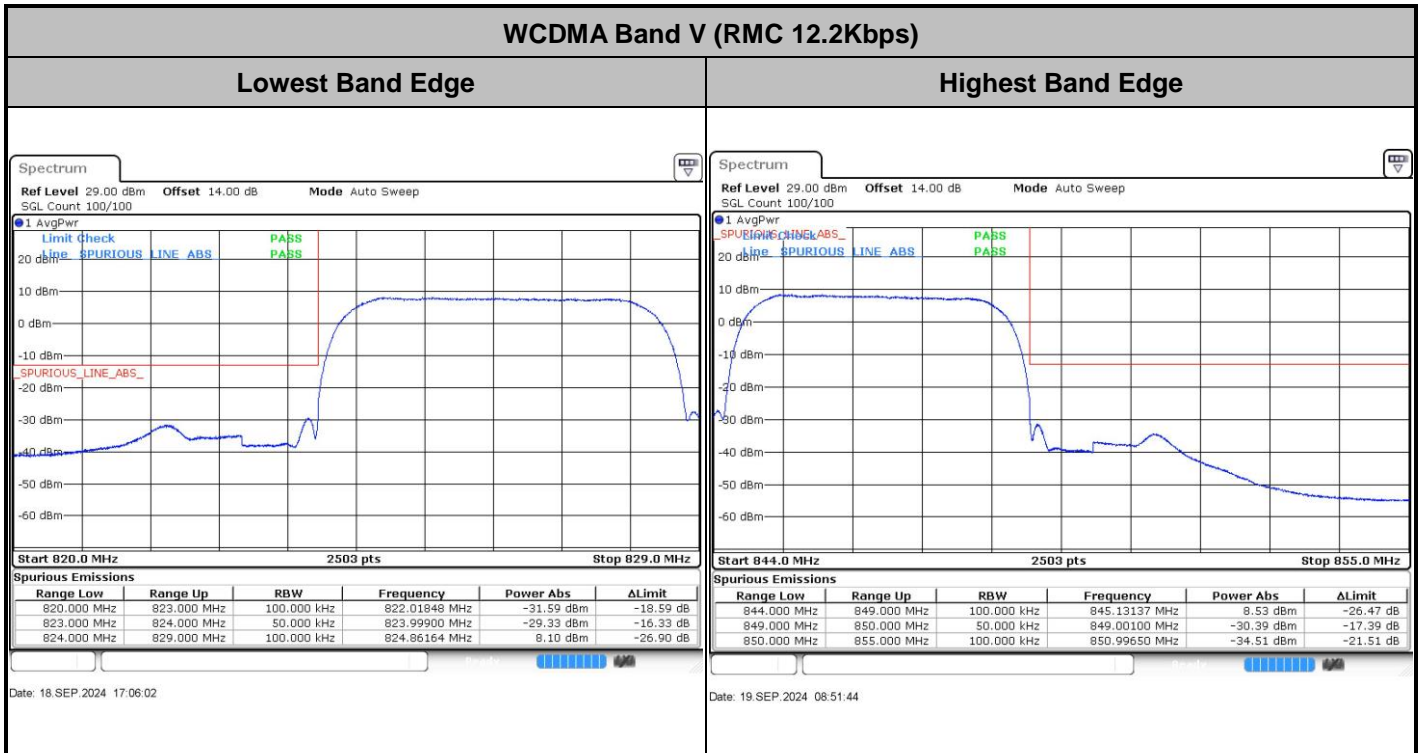
Date: 18 SEP 2024 17:12:37

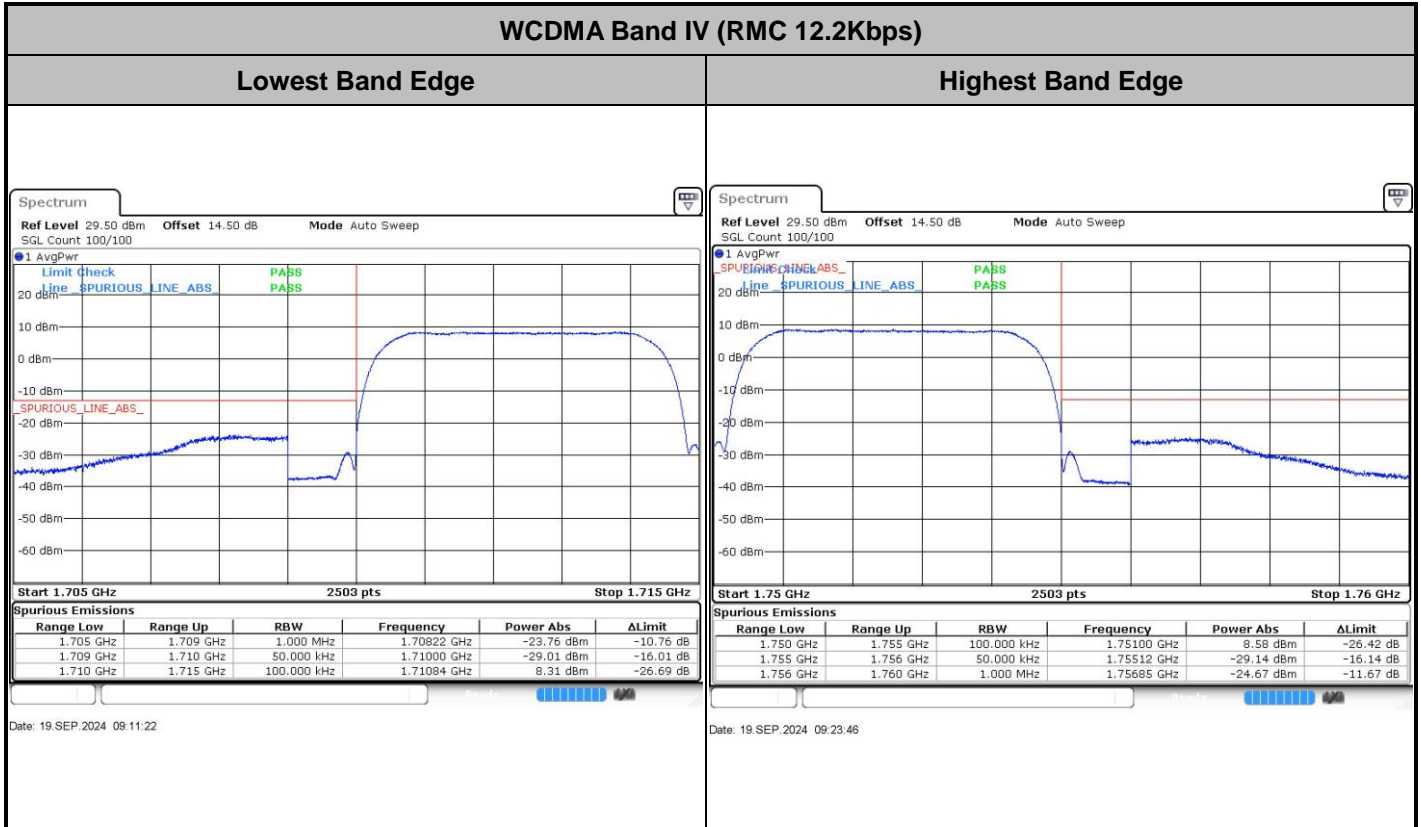
Date: 19 SEP 2024 09:05:11





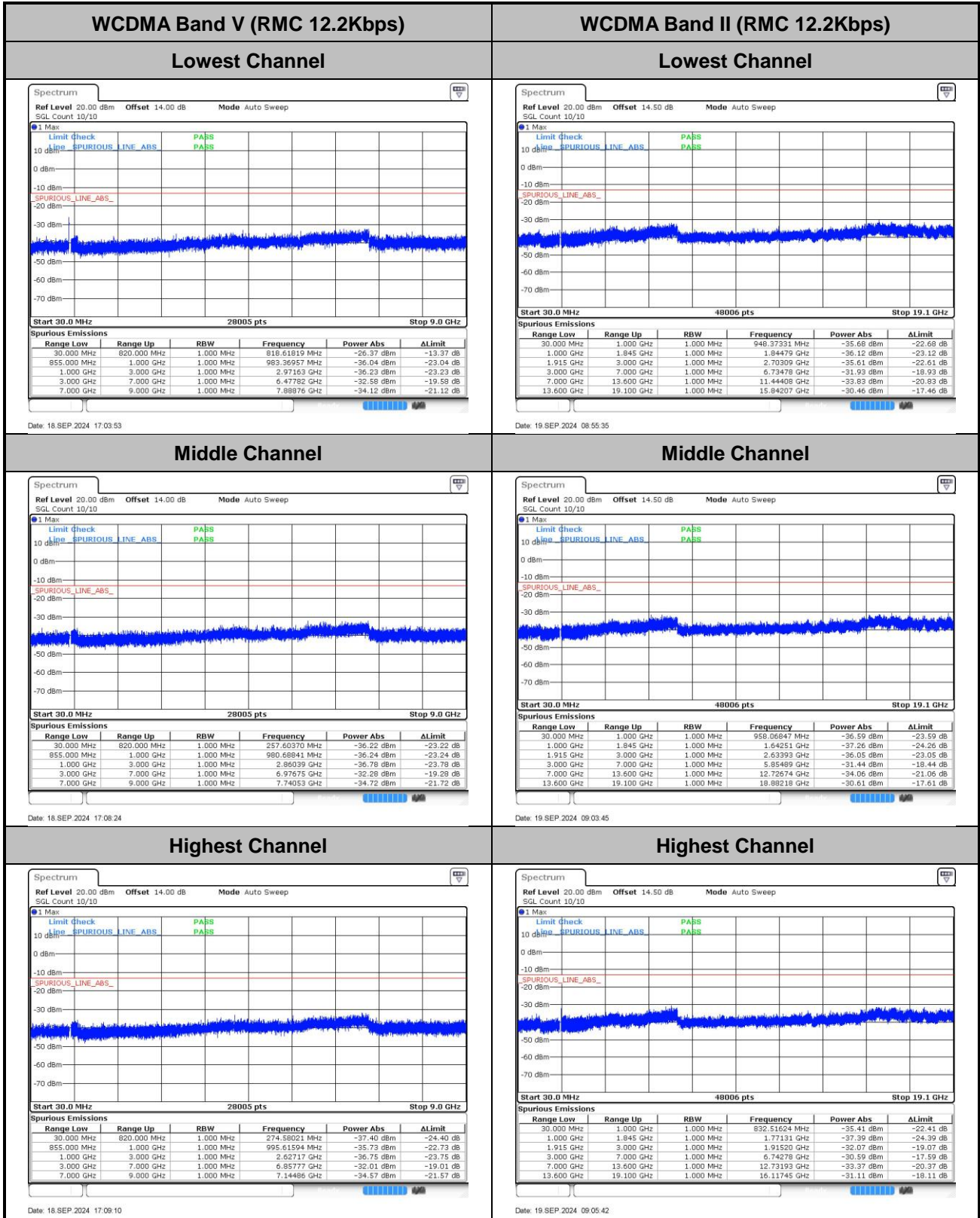
Conducted Band Edge







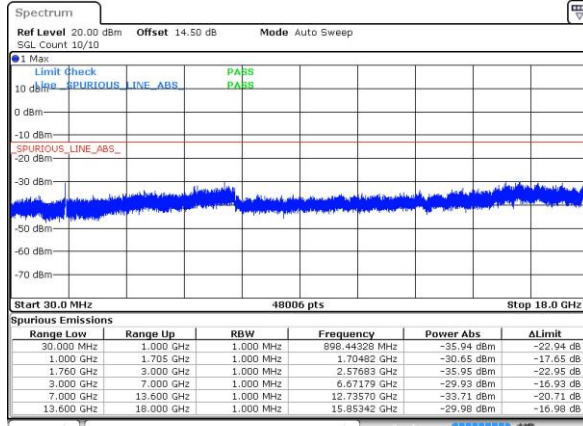
Conducted Spurious Emission





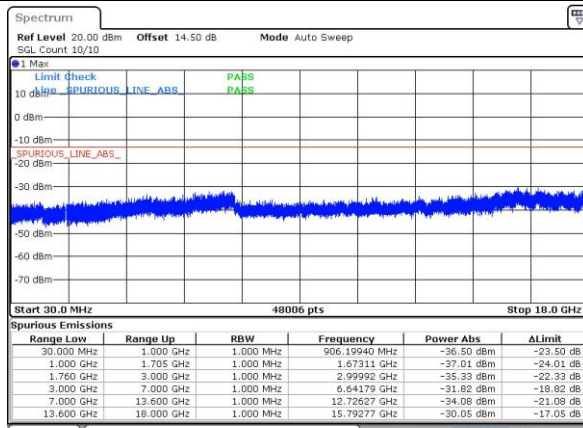
WCDMA Band IV (RMC 12.2Kbps)

Lowest Channel



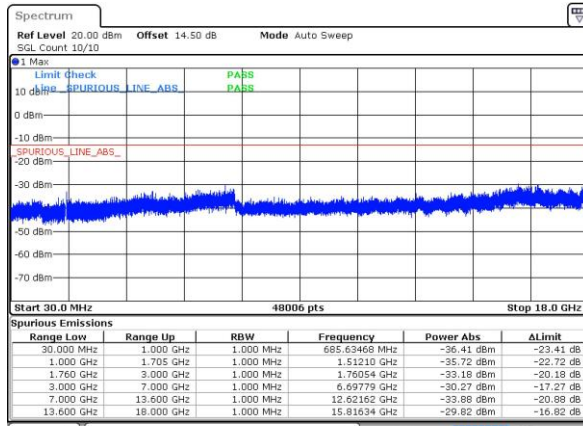
Date: 19 SEP. 2024 09:12:11

Middle Channel



Date: 19 SEP. 2024 09:13:43

Highest Channel



Date: 19 SEP. 2024 09:19:46



Frequency Stability

Test Conditions	Middle Channel	WCDMA Band V (RMC 12.2KbpsRMC 12.2Kbps)	Limit 2.5ppm
Temperature (°C)	Voltage (Volt)	Deviation (ppm)	Result
50	Normal Voltage	0.0005	PASS
40	Normal Voltage	0.0006	
30	Normal Voltage	0.0002	
20(Ref.)	Normal Voltage	0.0000	
10	Normal Voltage	0.0010	
0	Normal Voltage	0.0007	
-10	Normal Voltage	0.0006	
-20	Normal Voltage	0.0002	
-30	Normal Voltage	0.0005	
20	Maximum Voltage	0.0002	
20	Normal Voltage	0.0000	
20	Battery End Point	0.0004	

Test Conditions	Middle Channel	WCDMA Band II (RMC 12.2Kbps)	Limit Note 2.
Temperature (°C)	Voltage (Volt)	Deviation (ppm)	Result
50	Normal Voltage	0.0005	PASS
40	Normal Voltage	0.0001	
30	Normal Voltage	0.0004	
20(Ref.)	Normal Voltage	0.0000	
10	Normal Voltage	0.0004	
0	Normal Voltage	0.0002	
-10	Normal Voltage	0.0003	
-20	Normal Voltage	0.0005	
-30	Normal Voltage	0.0006	
20	Maximum Voltage	0.0003	
20	Normal Voltage	0.0000	
20	Battery End Point	0.0004	

Note:

1. Normal Voltage = 3.91V. ; Battery End Point (BEP) = 3.5V. ; Maximum Voltage =4.45V
2. The frequency fundamental emissions stay within the authorized frequency block based on the frequency deviation measured is small.



Test Conditions	Middle Channel	WCDMA Band IV (RMC 12.2Kbps)	Limit Note 2.
Temperature (°C)	Voltage (Volt)	Deviation (ppm)	Result
50	Normal Voltage	0.0009	PASS
40	Normal Voltage	0.0004	
30	Normal Voltage	0.0002	
20(Ref.)	Normal Voltage	0.0000	
10	Normal Voltage	0.0005	
0	Normal Voltage	0.0001	
-10	Normal Voltage	0.0002	
-20	Normal Voltage	0.0007	
-30	Normal Voltage	0.0006	
20	Maximum Voltage	0.0005	
20	Normal Voltage	0.0000	
20	Battery End Point	0.0002	

Note:

1. Normal Voltage = 3.91V. ; Battery End Point (BEP) = 3.5V. ; Maximum Voltage =4.45V
2. The frequency fundamental emissions stay within the authorized frequency block based on the frequency deviation measured is small.



Appendix B. Test Results of Radiated Test

Radiated Spurious Emission

Test Engineer :	LiangHuaCong	Temperature :	22~25°C
		Relative Humidity :	48~52%

GSM850 (GSM) /Ant.0									
Channel	Frequency (MHz)	ERP (dBm)	Limit (dBm)	Over Limit (dB)	SPA Reading (dBm)	S.G. Power (dBm)	TX Cable loss (dB)	TX Antenna Gain (dBi)	Polarization (H/V)
Middle	1672.8	-51.88	-13	-38.88	-58.10	-55.13	4.00	9.40	H
	2509.2	-57.87	-13	-44.87	-68.12	-61.44	4.88	10.60	H
	3345.6	-64.57	-13	-51.57	-76.60	-69.50	5.52	12.60	H
	1672.8	-54.08	-13	-41.08	-60.02	-57.33	4.00	9.40	H
	2509.2	-58.76	-13	-45.76	-69.34	-62.33	4.88	10.60	H
	3345.6	-63.18	-13	-50.18	-75.59	-68.11	5.52	12.60	H

Remark: Spurious emissions within 30-1000MHz were found more than 20dB below limit line.

GSM850 (EDGE 1 Tx slots) /Ant.0									
Channel	Frequency (MHz)	ERP (dBm)	Limit (dBm)	Over Limit (dB)	SPA Reading (dBm)	S.G. Power (dBm)	TX Cable loss (dB)	TX Antenna Gain (dBi)	Polarization (H/V)
Middle	1672.8	-50.26	-13	-37.26	-56.48	-53.51	4.00	9.40	H
	2509.2	-57.97	-13	-44.97	-68.22	-61.54	4.88	10.60	H
	3345.6	-64.49	-13	-51.49	-76.52	-69.42	5.52	12.60	H
	1672.8	-55.79	-13	-42.79	-61.73	-59.04	4.00	9.40	H
	2509.2	-57.75	-13	-44.75	-68.33	-61.32	4.88	10.60	H
	3345.6	-63.62	-13	-50.62	-76.03	-68.55	5.52	12.60	H

Remark: Spurious emissions within 30-1000MHz were found more than 20dB below limit line.



GSM1900 (GSM) /Ant.0									
Channel	Frequency (MHz)	EIRP (dBm)	Limit (dBm)	Over Limit (dB)	SPA Reading (dBm)	S.G. Power (dBm)	TX Cable loss (dB)	TX Antenna Gain (dBi)	Polarization (H/V)
Middle	3760	-62.66	-13	-49.66	-77.31	-69.41	5.85	12.60	H
	5640	-60.92	-13	-47.92	-78.67	-66.72	7.30	13.10	H
	7520	-55.42	-13	-42.42	-77.73	-58.57	8.35	11.50	H
	3760	-62.92	-13	-49.92	-77.75	-69.67	5.85	12.60	H
	5640	-61.45	-13	-48.45	-79.09	-67.25	7.30	13.10	H
	7520	-55.56	-13	-42.56	-77.75	-58.71	8.35	11.50	H

Remark: Spurious emissions within 30-1000MHz were found more than 20dB below limit line.

GSM1900 (EDGE 1 Tx slots) /Ant.0									
Channel	Frequency (MHz)	EIRP (dBm)	Limit (dBm)	Over Limit (dB)	SPA Reading (dBm)	S.G. Power (dBm)	TX Cable loss (dB)	TX Antenna Gain (dBi)	Polarization (H/V)
Middle	3760	-62.57	-13	-49.57	-77.22	-69.32	5.85	12.60	H
	5640	-60.84	-13	-47.84	-78.59	-66.64	7.30	13.10	H
	7520	-55.78	-13	-42.78	-78.09	-58.93	8.35	11.50	H
	3760	-62.81	-13	-49.81	-77.64	-69.56	5.85	12.60	H
	5640	-61.34	-13	-48.34	-78.98	-67.14	7.30	13.10	H
	7520	-55.81	-13	-42.81	-78	-58.96	8.35	11.50	H

Remark: Spurious emissions within 30-1000MHz were found more than 20dB below limit line.



WCDMA Band V(RMC 12.2Kbps)/Ant.0									
Channel	Frequency (MHz)	ERP (dBm)	Limit (dBm)	Over Limit (dB)	SPA Reading (dBm)	S.G. Power (dBm)	TX Cable loss (dB)	TX Antenna Gain (dBi)	Polarization (H/V)
Middle	1672.8	-66.31	-13	-53.31	-72.53	-69.56	4.00	9.40	H
	2509.2	-65.16	-13	-52.16	-75.41	-68.73	4.88	10.60	H
	3345.6	-64.90	-13	-51.90	-76.93	-69.83	5.52	12.60	H
	1672.8	-68.03	-13	-55.03	-73.97	-71.28	4.00	9.40	V
	2509.2	-64.86	-13	-51.86	-75.44	-68.43	4.88	10.60	V
	3345.6	-64.07	-13	-51.07	-76.48	-69.00	5.52	12.60	V

Remark: Spurious emissions within 30-1000MHz were found more than 20dB below limit line.

WCDMA Band II(RMC 12.2Kbps) /Ant.0									
Channel	Frequency (MHz)	EIRP (dBm)	Limit (dBm)	Over Limit (dB)	SPA Reading (dBm)	S.G. Power (dBm)	TX Cable loss (dB)	TX Antenna Gain (dBi)	Polarization (H/V)
Middle	3760	-62.83	-13	-49.83	-77.48	-69.58	5.85	12.60	H
	5640	-61.13	-13	-48.13	-78.88	-66.93	7.30	13.10	H
	7520	-55.68	-13	-42.68	-77.99	-58.83	8.35	11.50	H
	3760	-62.48	-13	-49.48	-77.31	-69.23	5.85	12.60	V
	5640	-61.04	-13	-48.04	-78.68	-66.84	7.30	13.10	V
	7520	-55.89	-13	-42.89	-78.08	-59.04	8.35	11.50	V

Remark: Spurious emissions within 30-1000MHz were found more than 20dB below limit line.

WCDMA Band IV(RMC 12.2Kbps) /Ant.0									
Channel	Frequency (MHz)	EIRP (dBm)	Limit (dBm)	Over Limit (dB)	SPA Reading (dBm)	S.G. Power (dBm)	TX Cable loss (dB)	TX Antenna Gain (dBi)	Polarization (H/V)
Middle	3465.2	-64.26	-13	-51.26	-77.01	-71.11	5.65	12.50	H
	5197.8	-61.21	-13	-48.21	-78.77	-66.88	7.13	12.80	H
	6930.4	-57.94	-13	-44.94	-78.79	-61.34	8.40	11.80	H
	3465.2	-63.72	-13	-50.72	-77.01	-70.57	5.65	12.50	V
	5197.8	-61.46	-13	-48.46	-78.97	-67.13	7.13	12.80	V
	6930.4	-58.00	-13	-45.00	-78.86	-61.40	8.40	11.80	V

Remark: Spurious emissions within 30-1000MHz were found more than 20dB below limit line.