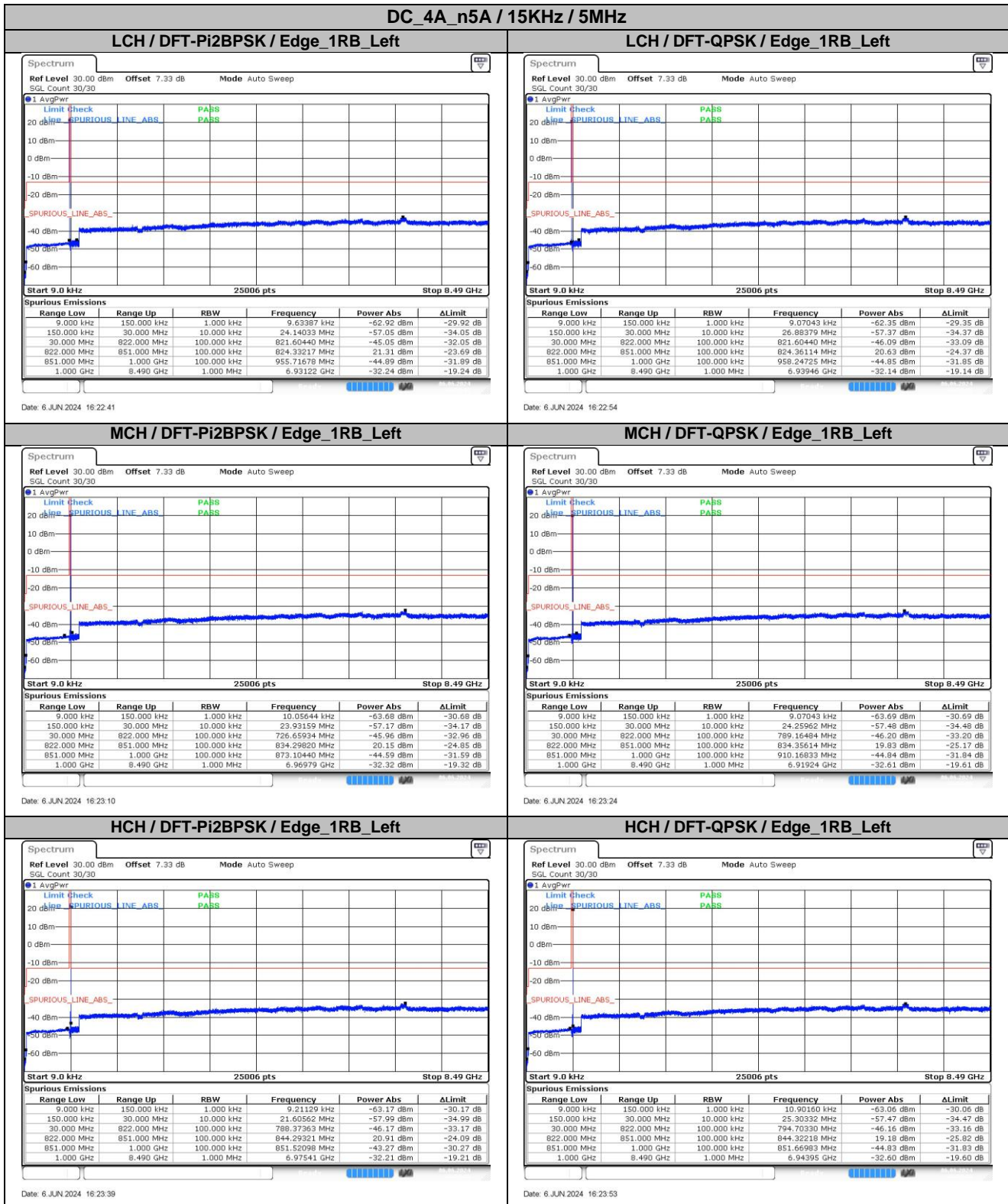
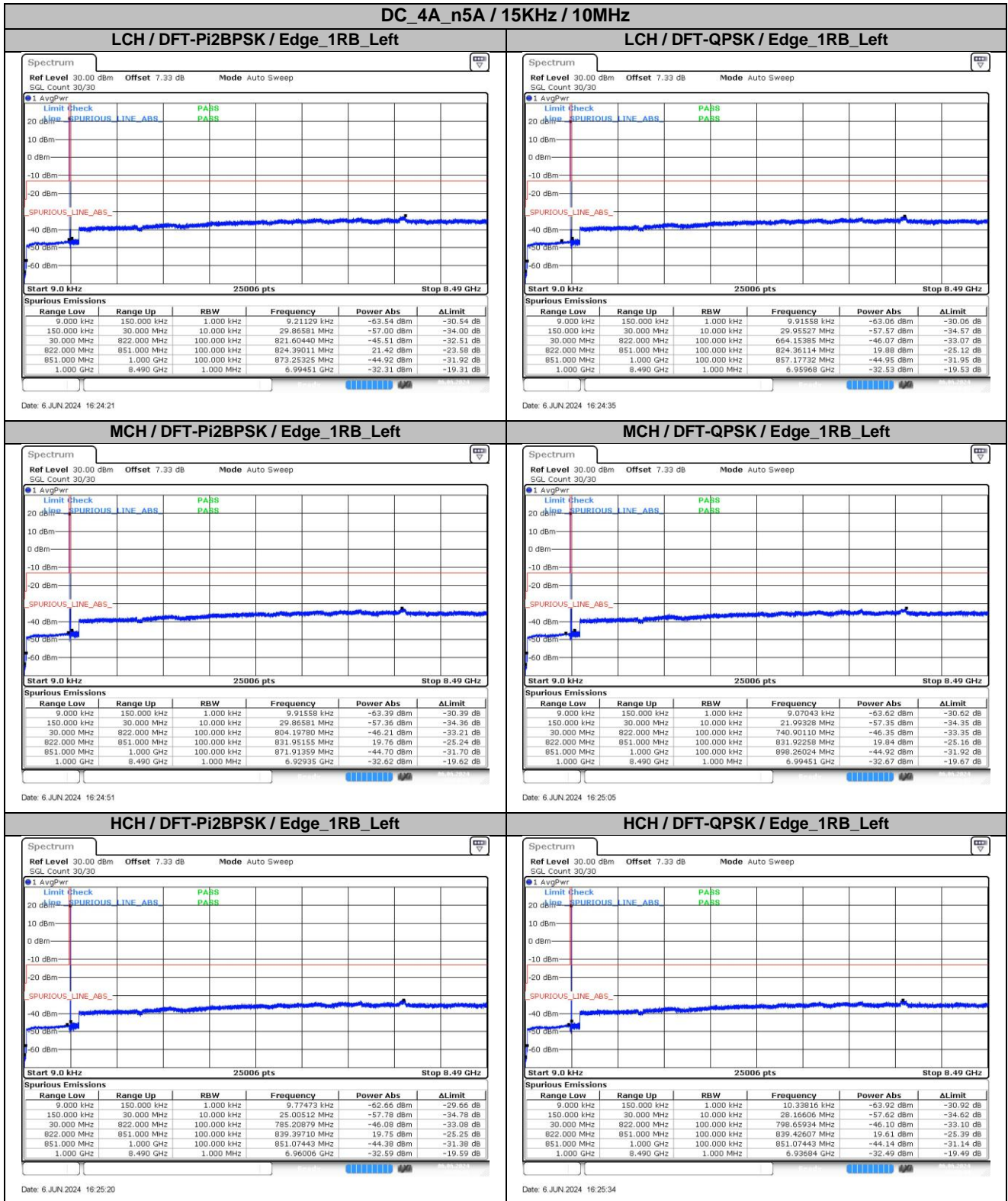


## 6. Conducted Spurious Emission

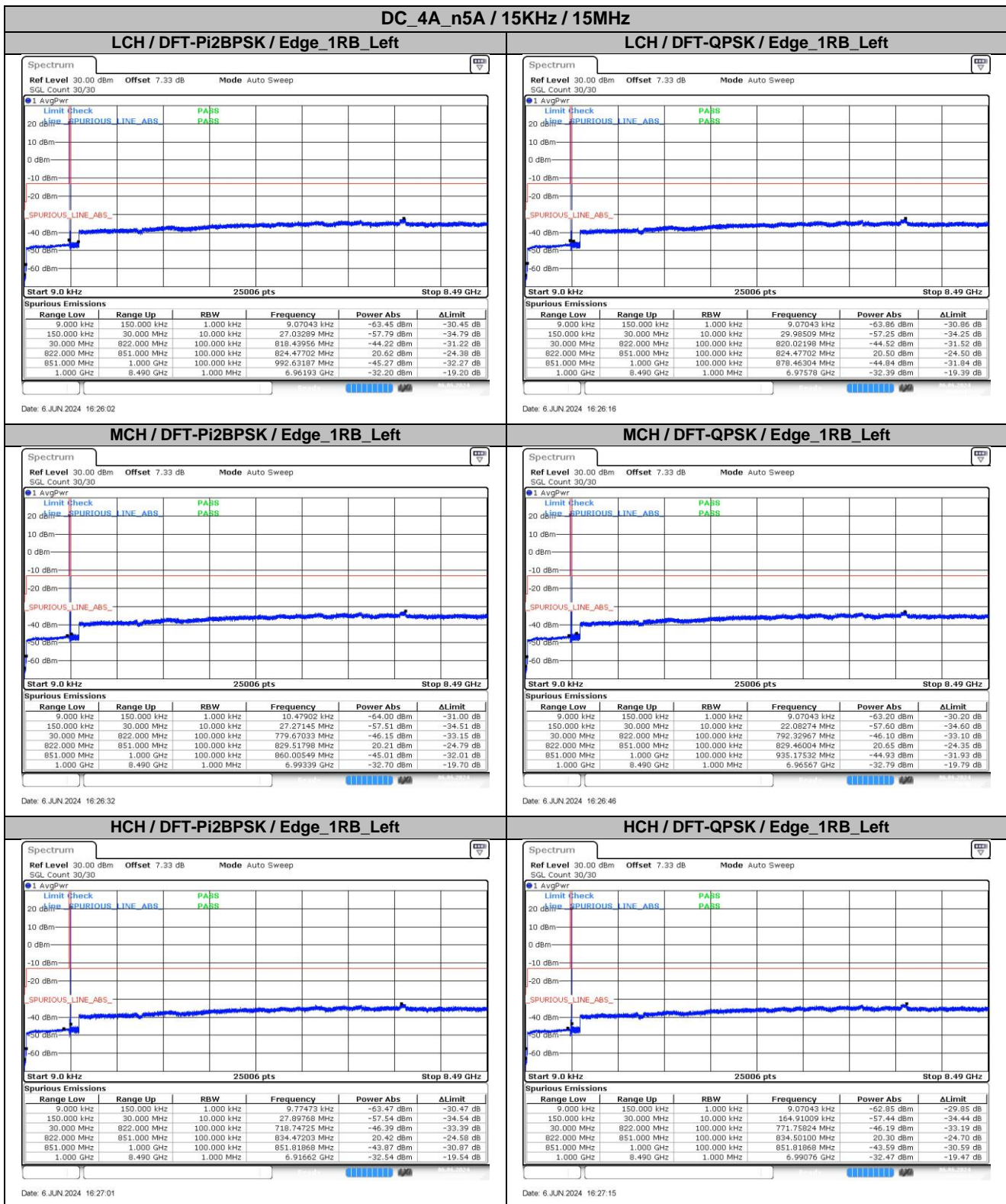
### 6.1. Test Plots

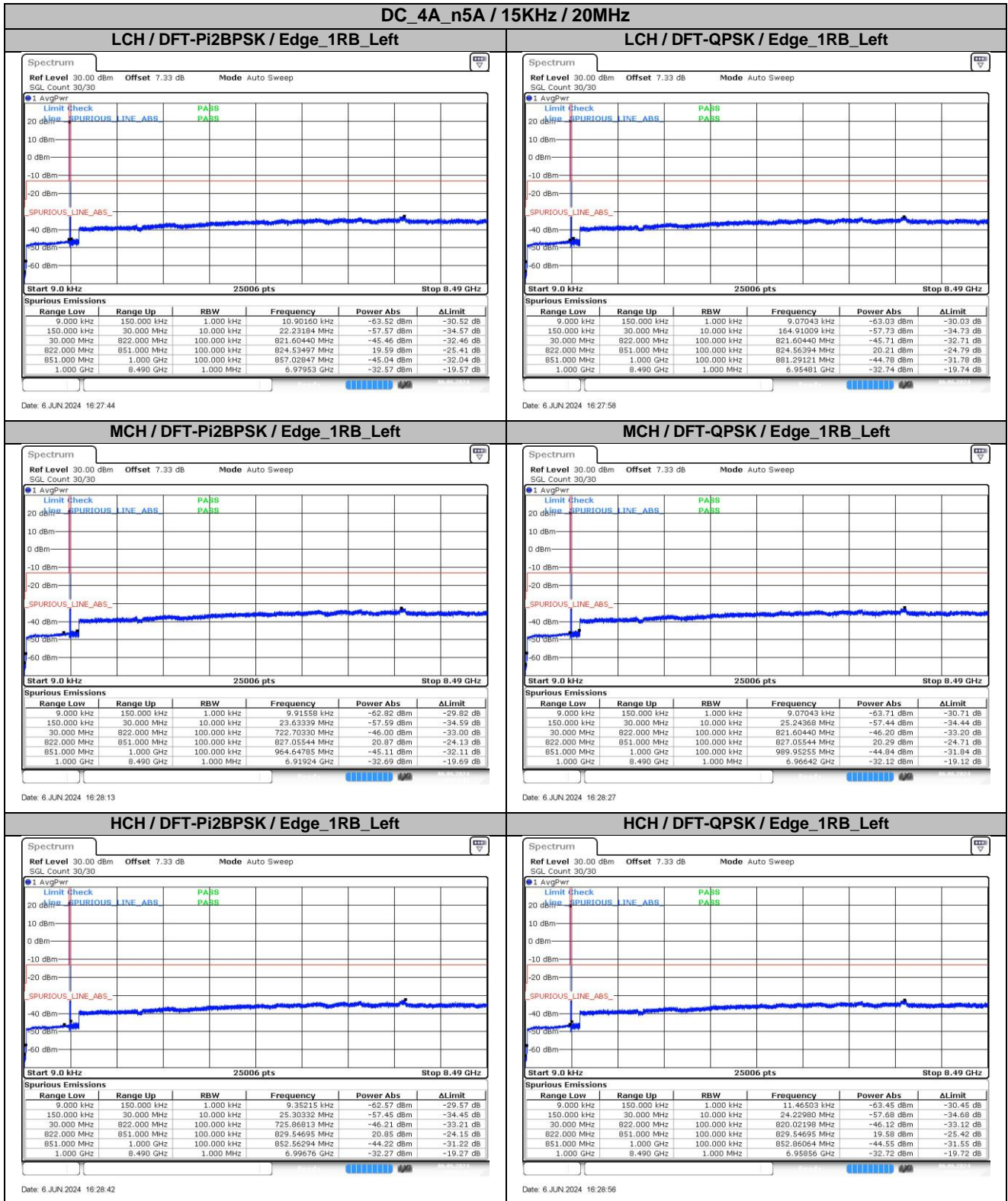






6.1.1. Bandwidth:15MHz





## 7. Frequency Stability

### 7.1. Test Results

#### 7.1.1. Frequency Error Vs Voltage

SCS	Bandwidth	Channel	RB Config	Modulation	Temperature	Voltage	Deviation Result		Verdict
							(Hz)	(ppm)	
15KHz	20MHz	MCH	Outer_Full	DFT-QPSK	NT	LV	-6.80	-0.008129	Pass
15KHz	20MHz	MCH	Outer_Full	DFT-QPSK	NT	NV	-8.40	-0.010042	Pass
15KHz	20MHz	MCH	Outer_Full	DFT-QPSK	NT	HV	-6.00	-0.007173	Pass

#### 7.1.2. Frequency Error Vs Temperature

SCS	Bandwidth	Channel	RB Config	Modulation	Temperature	Voltage	Deviation Result		Verdict
							(Hz)	(ppm)	
15KHz	20MHz	MCH	Outer_Full	DFT-QPSK	-30°C	NV	-5.00	-0.005977	Pass
15KHz	20MHz	MCH	Outer_Full	DFT-QPSK	-20°C	NV	-7.10	-0.008488	Pass
15KHz	20MHz	MCH	Outer_Full	DFT-QPSK	-10°C	NV	-4.80	-0.005738	Pass
15KHz	20MHz	MCH	Outer_Full	DFT-QPSK	0°C	NV	-8.20	-0.009803	Pass
15KHz	20MHz	MCH	Outer_Full	DFT-QPSK	10°C	NV	-6.80	-0.008129	Pass
15KHz	20MHz	MCH	Outer_Full	DFT-QPSK	20°C	NV	-6.50	-0.007770	Pass
15KHz	20MHz	MCH	Outer_Full	DFT-QPSK	30°C	NV	-6.70	-0.008010	Pass
15KHz	20MHz	MCH	Outer_Full	DFT-QPSK	40°C	NV	-6.60	-0.007890	Pass
15KHz	20MHz	MCH	Outer_Full	DFT-QPSK	50°C	NV	-6.30	-0.007531	Pass

The End