



FCC RF Test Report

APPLICANT : Motorola Mobility LLC
EQUIPMENT : Mobile Cellular Phone
BRAND NAME : Motorola
MODEL NAME : XT2453-3, XT2453-4, XT2453-5, XT2453V
FCC ID : IHDT56AR7
STANDARD : FCC Part 15 Subpart E §15.407
CLASSIFICATION : (NII) Unlicensed National Information Infrastructure
TEST DATE(S) : Feb. 24, 2024 ~ Mar. 28, 2024

We, Sporton International Inc. (ShenZhen), would like to declare that the tested sample has been evaluated in accordance with the test procedures and has been in compliance with the applicable technical standards.

This report contains data that were produced under subcontract by Sporton International Inc. (Kunshan)

The test results in this report apply exclusively to the tested model / sample. Without written approval of Sporton International Inc. (ShenZhen), the test report shall not be reproduced except in full.

Jason Jia



Approved by: Jason Jia

Sporton International Inc. (ShenZhen)

1/F, 2/F, Bldg 5, Shiling Industrial Zone, Xinwei Village, Xili, Nanshan, Shenzhen, 518055

People's Republic of China



TABLE OF CONTENTS

REVISION HISTORY..... 3

SUMMARY OF TEST RESULT 4

1 GENERAL DESCRIPTION 5

1.1 Applicant 5

1.2 Manufacturer..... 5

1.3 Product Feature of Equipment Under Test..... 5

1.4 Product Specification of Equipment Under Test..... 6

1.5 Modification of EUT 8

1.6 Testing Location 8

1.7 Test Software..... 9

1.8 Applicable Standards..... 9

1.9 Specification of Accessory..... 9

2 TEST CONFIGURATION OF EQUIPMENT UNDER TEST..... 10

2.1 Carrier Frequency and Channel 10

2.2 Test Mode..... 12

2.3 Connection Diagram of Test System..... 14

2.4 Support Unit used in test configuration and system 15

2.5 EUT Operation Test Setup 15

2.6 Measurement Results Explanation Example..... 15

3 TEST RESULT..... 16

3.1 6dB and 26dB and 99% Occupied Bandwidth Measurement 16

3.2 Maximum Conducted Output Power Measurement 21

3.3 Power Spectral Density Measurement 23

3.4 Unwanted Emissions Measurement..... 28

3.5 AC Conducted Emission Measurement..... 33

3.6 Antenna Requirements..... 35

4 LIST OF MEASURING EQUIPMENT 37

5 MEASUREMENT UNCERTAINTY 38

APPENDIX A. CONDUCTED TEST RESULTS

APPENDIX B. AC CONDUCTED EMISSION TEST RESULT

APPENDIX C. RADIATED SPURIOUS EMISSION

APPENDIX D. DUTY CYCLE PLOTS

APPENDIX E. SETUP PHOTOGRAPHS



SUMMARY OF TEST RESULT

Report Section	FCC Rule	Description	Limit for U-NII-1/2A/2C	Limit for U-NII-3	Result	Remark
3.1	2.1049 & 15.403(i)	6dB, 26dB & 99% Bandwidth	-	6dB Bandwidth > 500kHz	Pass	-
3.2	15.407(a)	Maximum Conducted Output Power	≤ 24 dBm	≤ 30 dBm	Pass	-
3.3	15.407(a)	Power Spectral Density	≤ 11 dBm/MHz	≤ 30 dBm/500kHz	Pass	-
3.4	15.407(b)	Unwanted Emissions	15.407(b) & 15.209(a)	15.407(b)(4)(i) & 15.209(a)	Pass	Under limit 3.34 dB at 5459.36 MHz
3.5	15.207	AC Conducted Emission	15.207(a)	15.207(a)	Pass	Under limit 15.62 dB at 0.661 MHz
3.6	15.203 & 15.407(a)	Antenna Requirement	15.203 & 15.407(a)	15.203 & 15.407(a)	Pass	-

Conformity Assessment Condition:

- The test results (PASS/FAIL) with all measurement uncertainty excluded are presented against the regulation limits or in accordance with the requirements stipulated by the applicant/manufacturer who shall bear all the risks of non-compliance that may potentially occur if measurement uncertainty is taken into account.
- The measurement uncertainty please refer to each test result in the section "Measurement Uncertainty"

Disclaimer:

The product specifications of the EUT presented in the test report that may affect the test assessments are declared by the manufacturer who shall take full responsibility for the authenticity.



1 General Description

1.1 Applicant

Motorola Mobility LLC

222 W,Merchandise Mart Plaza, Chicago IL 60654 USA

1.2 Manufacturer

Motorola Mobility LLC

222 W,Merchandise Mart Plaza, Chicago IL 60654 USA

1.3 Product Feature of Equipment Under Test

Product Feature	
Equipment	Mobile Cellular Phone
Brand Name	Motorola
Model Name	XT2453-3, XT2453-4, XT2453-5, XT2453V
FCC ID	IHDT56AR7
IMEI Code	Conducted: 358394210025438 Conduction: 358394210030735/358394210030743 Radiation: 358394210030412/358394210030420
HW Version	DVT2
SW Version	U3UC34.22
EUT Stage	Identical Prototype

Remark:

1. The above EUT's information was declared by manufacturer. Please refer to the specifications or user's manual for more detailed description.
2. The four model names are only for market segment, no other difference.



1.4 Product Specification of Equipment Under Test

Standards-related Product Specification	
Tx/Rx Frequency Range	5180 MHz ~ 5240 MHz 5260 MHz ~ 5320 MHz 5500 MHz ~ 5720 MHz 5745 MHz ~ 5825 MHz
Maximum Output Power to Antenna	<p>MIMO <Ant. 5 + 7></p> <p><5180 MHz ~ 5240 MHz> 802.11a : 21.08 dBm / 0.1282 W 802.11n HT20 : 21.34 dBm / 0.1361 W 802.11n HT40 : 21.41 dBm / 0.1384 W 802.11ac VHT20: 21.46 dBm / 0.1400 W 802.11ac VHT40: 21.43 dBm / 0.1390 W 802.11ac VHT80: 14.30 dBm / 0.0269 W 802.11ax HE20: 21.57 dBm / 0.1435 W 802.11ax HE40: 21.51 dBm / 0.1416 W 802.11ax HE80: 14.39 dBm / 0.0275 W</p> <p><5260 MHz ~ 5320 MHz> 802.11a : 21.42 dBm / 0.1387 W 802.11n HT20 : 21.49 dBm / 0.1409 W 802.11n HT40 : 21.65 dBm / 0.1462 W 802.11ac VHT20: 21.59 dBm / 0.1442 W 802.11ac VHT40: 21.69 dBm / 0.1476 W 802.11ac VHT80: 15.95 dBm / 0.0394 W 802.11ax HE20: 21.68 dBm / 0.1472 W 802.11ax HE40: 21.80 dBm / 0.1514 W 802.11ax HE80: 16.02 dBm / 0.0400 W</p> <p><5500 MHz ~ 5720 MHz > 802.11a : 21.20 dBm / 0.1318 W 802.11n HT20 : 21.43 dBm / 0.1390 W 802.11n HT40 : 21.99 dBm / 0.1581 W 802.11ac VHT20: 21.55 dBm / 0.1429 W 802.11ac VHT40: 22.02 dBm / 0.1592 W 802.11ac VHT80: 22.00 dBm / 0.1585 W 802.11ax HE20: 21.67 dBm / 0.1469 W 802.11ax HE40: 22.12 dBm / 0.1629 W 802.11ax HE80: 22.08 dBm / 0.1614 W</p> <p><5745 MHz ~ 5825 MHz> 802.11a : 24.32 dBm / 0.2704 W 802.11n HT20 : 23.30 dBm / 0.2138 W 802.11n HT40 : 21.81 dBm / 0.1517 W 802.11ac VHT20: 23.35 dBm / 0.2163 W 802.11ac VHT40: 21.85 dBm / 0.1531 W 802.11ac VHT80: 22.34 dBm / 0.1714 W 802.11ax HE20: 23.44 dBm / 0.2208 W 802.11ax HE40: 21.95 dBm / 0.1567 W 802.11ax HE80: 22.45 dBm / 0.1758 W</p>



<p>99% Occupied Bandwidth</p>	<p><5180 MHz ~ 5240 MHz> 802.11a : 16.93 MHz 802.11ax HE20: 19.08 MHz 802.11ax HE40: 37.76 MHz 802.11ax HE80: 77.44 MHz <5260 MHz ~ 5320 MHz> 802.11a : 17.03 MHz 802.11ax HE20: 19.03 MHz 802.11ax HE40: 37.86 MHz 802.11ax HE80: 77.44 MHz <5500 MHz ~ 5720 MHz> 802.11a : 17.03 MHz 802.11ax HE20: 19.13 MHz 802.11ax HE40: 37.96 MHz 802.11ax HE80: 77.56 MHz <5745 MHz ~ 5825 MHz> 802.11a : 19.63 MHz 802.11ax HE20: 19.43 MHz 802.11ax HE40: 37.86 MHz 802.11ax HE80: 77.68 MHz</p>
<p>Antenna Type / Gain</p>	<p><5180 MHz ~ 5240 MHz> <Ant. 5> : Metal Antenna type with gain -7.20 dBi <Ant. 7> : IFA Antenna type with gain -7.70 dBi <5260 MHz ~ 5320 MHz> <Ant. 5> : Metal Antenna type with gain -6.80 dBi <Ant. 7> : IFA Antenna type with gain -7.60 dBi <5500 MHz ~ 5720 MHz> <Ant. 5> : Metal Antenna type with gain -6.60 dBi <Ant. 7> : IFA Antenna type with gain -7.50 dBi <5745 MHz ~ 5825 MHz> <Ant. 5> : Metal Antenna type with gain -7.40 dBi <Ant. 7 : IFA Antenna type with gain -7.40 dBi</p>
<p>Type of Modulation</p>	<p>802.11a/n : OFDM (BPSK / QPSK / 16QAM / 64QAM) 802.11ac/ax : OFDM (BPSK / QPSK / 16QAM / 64QAM / 256QAM / 1024QAM)</p>

Note:

1. WLAN 11a/n/ac/ax support MIMO CDD mode , and 11n/ac/ax support MIMO Beamforming mode, the maximum EIRP of Beamforming mode will set less than CDD mode, thus full test CDD mode.
2. For WLAN SISO & MIMO mode, the whole testing has assessed only MIMO mode by referring to the higher output power.
3. 802.11ax support OFDMA full RU tone and partial RU tone, both full RU and partial RU-left (for low CH) and partial RU-right (for high CH) test output power, the full RU power/PSD > partial RU, therefore the full RU perform full, and partial RU verify bandedge/spurious.
4. For 802.11n/11ac/11ax mode, the whole testing have assessed only 802.11ax HE20/HE40/HE80 by referring to the higher output power.



1.5 Modification of EUT

No modifications are made to the EUT during all test items.

1.6 Testing Location

Sporton International Inc. (Kunshan) is accredited to ISO/IEC 17025:2017 by American Association for Laboratory Accreditation with Certificate Number 5145.02.

Test Firm	Sporton International Inc. (Kunshan)		
Test Site Location	No. 1098, Pengxi North Road, Kunshan Economic Development Zone Jiangsu Province 215300 People's Republic of China TEL : +86-512-57900158		
Test Site No.	Sporton Site No.	FCC Designation No.	FCC Test Firm Registration No.
	CO01-KS	CN1257	314309

Note: Test data subcontracted: conduction test case in section 3.5 of this report

Sporton International Inc. (ShenZhen) is accredited to ISO/IEC 17025:2017 by American Association for Laboratory Accreditation with Certificate Number 5145.01.

Test Firm	Sporton International Inc. (ShenZhen)		
Test Site Location	1/F, 2/F, Bldg 5, Shiling Industrial Zone, Xinwei Village, Xili, Nanshan, Shenzhen, 518055 People's Republic of China TEL: +86-755-86379589 FAX: +86-755-86379595		
Test Site No.	Sporton Site No.	FCC Designation No.	FCC Test Firm Registration No.
	TH01-SZ	CN1256	421272

Test Firm	Sporton International Inc. (ShenZhen)		
Test Site Location	101, 1st Floor, Block B, Building 1, No. 2, Tengfeng 4th Road, Fenghuang Community, Fuyong Street, Baoan District, Shenzhen City, Guangdong Province 518103 People's Republic of China TEL: +86-755-86066985		
Test Site No.	Sporton Site No.	FCC Designation No.	FCC Test Firm Registration No.
	03CH01-SZ	CN1256	421272



1.7 Test Software

Item	Site	Manufacturer	Name	Version
1.	CO01-KS	AUDIX	E3	6.2009-8-24
2.	03CH01-SZ	AUDIX	E3	6.2009-8-24
3.	CO01-SZ	AUDIX	E3	6.120613b

1.8 Applicable Standards

According to the specifications of the manufacturer, the EUT must comply with the requirements of the following standards:

- 47 CFR Part 15 Subpart E
- FCC KDB 789033 D02 General UNII Test Procedures New Rules v02r01.
- FCC KDB 662911 D01 Multiple Transmitter Output v02r01.
- ANSI C63.10-2013

Remark:

1. All test items were verified and recorded according to the standards and without any deviation during the test.
2. This EUT has also been tested and complied with the requirements of FCC Part 15, Subpart B, recorded in a separate test report.

1.9 Specification of Accessory

Specification of Accessory				
Battery 1	Brand Name	Motorola	Model Name	QR11
Battery 2	Brand Name	Motorola	Model Name	QR31
USB Cable 1	Brand Name	Motorola(CABLETECH)	Model Name	SC18E05246
USB Cable 2	Brand Name	Motorola(SAIBAO)	Model Name	SC18D86732



2 Test Configuration of Equipment Under Test

- a. The EUT has been associated with peripherals and configuration operated in a manner tended to maximize its emission characteristics in a typical application. Frequency range investigated: conduction emission (150 kHz to 30 MHz), radiation emission (9 kHz to the 10th harmonic of the highest fundamental frequency or to 40 GHz, whichever is lower). For radiated measurement, pre-scanned in three orthogonal panels, X, Y, Z. The worst cases (X plane) were recorded in this report.
- b. AC power line Conducted Emission was tested under maximum output power.

2.1 Carrier Frequency and Channel

Frequency Band	Channel	Freq.(MHz)	Channel	Freq. (MHz)
5180-5240 MHz U-NII-1	36	5180	44	5220
	38*	5190	46*	5230
	40	5200	48	5240
	42 [#]	5210	-	-

Frequency Band	Channel	Freq.(MHz)	Channel	Freq. (MHz)
5260-5320 MHz U-NII-2A	52	5260	60	5300
	54*	5270	62*	5310
	56	5280	64	5320
	58 [#]	5290	-	-

Frequency Band	Channel	Freq.(MHz)	Channel	Freq. (MHz)
5500-5720MHz U-NII-2C	100	5500	112	5560
	102*	5510	116	5580
	104	5520	132	5660
	106 [#]	5530	134*	5670
	108	5540	136	5680
	110*	5550	140	5700

Frequency Band	Channel	Freq.(MHz)	Channel	Freq. (MHz)
5745-5825 MHz U-NII-3	149	5745	157	5785
	151*	5755	159*	5795
	153	5765	161	5805
	155 [#]	5775	165	5825



Frequency Band	Channel	Freq.(MHz)	Channel	Freq. (MHz)
TDWR Channel	118*	5590	124	5620
	120	5600	126*	5630
	122 [#]	5610	128	5640

Frequency Band	Channel	Freq. (MHz)	Channel	Freq. (MHz)
Straddle Channel	138 [#]	5690	144	5720
	142*	5710	-	-

Note:

- 1. The above Frequency and Channel in "*" are 40MHz bandwidth.
- 2. The above Frequency and Channel in "[#]" are 80MHz bandwidth.



2.2 Test Mode

Final test modes are considering the modulation and worse data rates as below table.

MIMO Mode

Modulation	Data Rate
802.11a	6 Mbps
802.11ax HE20	MCS0
802.11ax HE40	MCS0
802.11ax HE80	MCS0

AC Conducted Emission	Mode 1 : GSM 850 Idle + BT Link + WLAN Link(5G) + USB Cable1(Charging From Adaptor)
<p>Remark: For Radiated Test Cases, the EUT is a folding phone, pretest the open status and closed status, only the worst status perform final test and record in the report.</p> <p>For the accessories, pretest standalone mode / Earphone mode / Adapter mode / Wireless charging mode, only the worst status perform final test and record in the report.</p>	

Co-location
5G NR n48 MIMO Link + Bluetooth LE(2 Mbps) CH38_ANT 7_TX + 802.11ax HE80 CH122_ANT(5+7)_TX 5G NR n48 MIMO Link + 802.11ax HE80 CH122_ANT(5+7)_TX + 802.11ax HE40 CH03_ANT(5+7)_TX



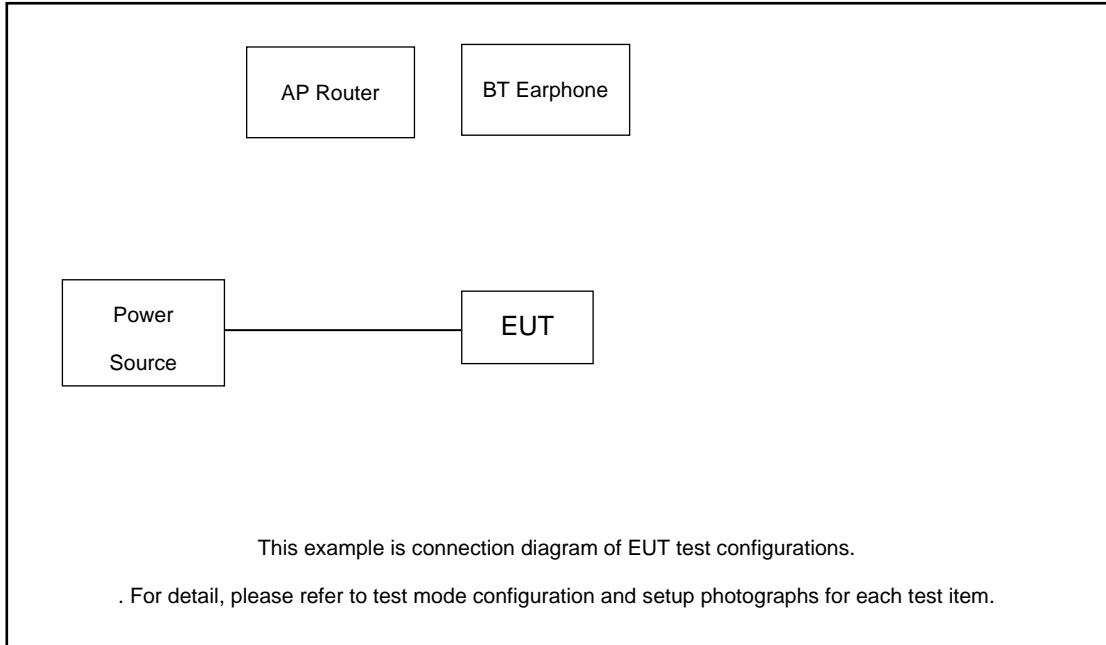
Ch. #		U-NII-1	U-NII-2A	U-NII-2C	U-NII-3
		20M BW	20M BW	20M BW	20M BW
L	Low	36	52	100	149
M	Middle	44	60	116	157
H	High	48	64	140	165
Straddle		-	-	144	-

Ch. #		U-NII-1	U-NII-2A	U-NII-2C	U-NII-3
		40M BW	40M BW	40M BW	40M BW
L	Low	38	54	102	151
M	Middle	-	-	110	-
H	High	46	62	134	159
Straddle		-	-	142	-

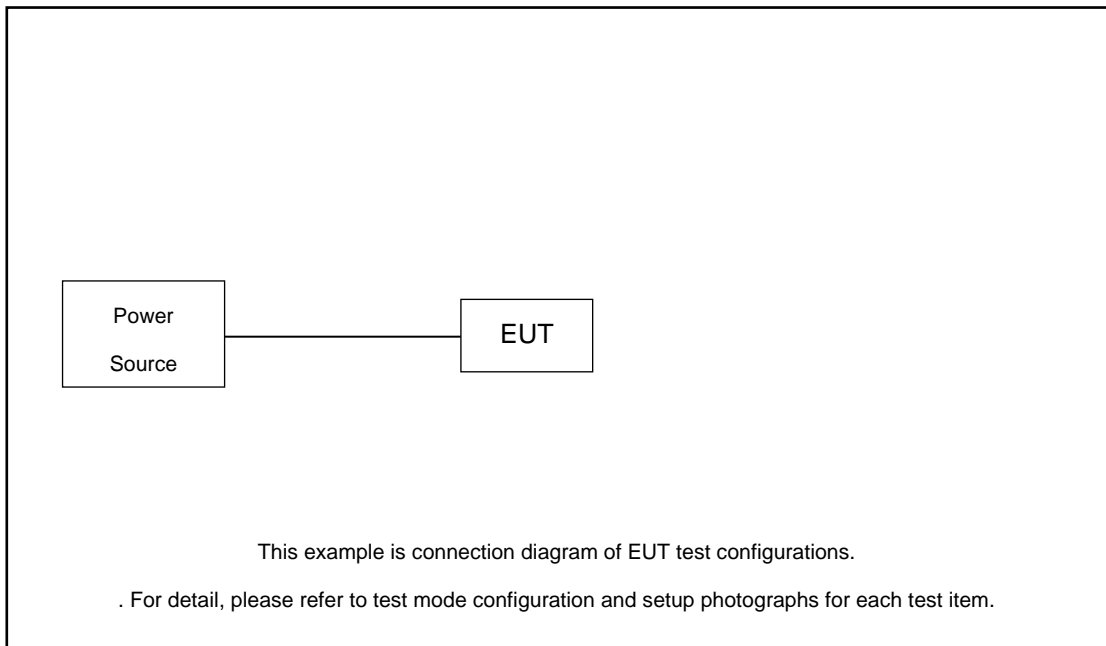
Ch. #		U-NII-1	U-NII-2A	U-NII-2C	U-NII-3
		80M BW	80M BW	80M BW	80M BW
L	Low	-	-	106	-
M	Middle	42	58	-	155
H	High	-	-	122	-
Straddle		-	-	138	-

2.3 Connection Diagram of Test System

AC Conducted Emission:



Radiated Emission:





2.4 Support Unit used in test configuration and system

Item	Equipment	Trade Name	Model Name	FCC ID	Data Cable	Power Cord
1.	Bluetooth Earphone	Lenovo	thinkplus-BH3	N/A	N/A	N/A
2.	Notebook	Lenovo	G480	QDS-BRCM1050I	N/A	Unshielded AC I/P cable 1.8m
3.	WLAN AP	D-link	DIR-655	KA21R655B1	N/A	Unshielded,1.8m
4.	AC Adapter	Moto	N/A	N/A	N/A	N/A

2.5 EUT Operation Test Setup

For WLAN RF test items, an engineering test program was provided and enabled to make EUT continuously transmit.

For AC power line conducted emissions, the EUT was set to connect with the WLAN AP under large package sizes transmission.

2.6 Measurement Results Explanation Example

For all conducted test items:

The offset level is set in the spectrum analyzer to compensate the RF cable loss and attenuator factor between EUT conducted output port and spectrum analyzer. With the offset compensation, the spectrum analyzer reading level is exactly the EUT RF output level.

Example :

The spectrum analyzer offset is derived from RF cable loss and attenuator factor.

$$Offset = RF\ cable\ loss + attenuator\ factor.$$

Following shows an offset computation example with cable loss 2.80 dB and 10dB attenuator.

$$\begin{aligned}
Offset(dB) &= RF\ cable\ loss(dB) + attenuator\ factor(dB). \\
&= 2.80 + 10 = 12.80\ (dB)
\end{aligned}$$



3 Test Result

3.1 6dB and 26dB and 99% Occupied Bandwidth Measurement

3.1.1 Description of 6dB and 26dB and 99% Occupied Bandwidth

The minimum 6 dB bandwidth shall be at least 500 kHz.

26dB and 99% Occupied bandwidth are reporting only.

3.1.2 Measuring Instruments

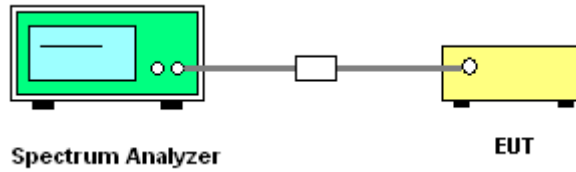
The measuring equipment is listed in the section 4 of this test report.

3.1.3 Test Procedures

- The testing follows FCC KDB 789033 D02 General UNII Test Procedures New Rules v02r01.

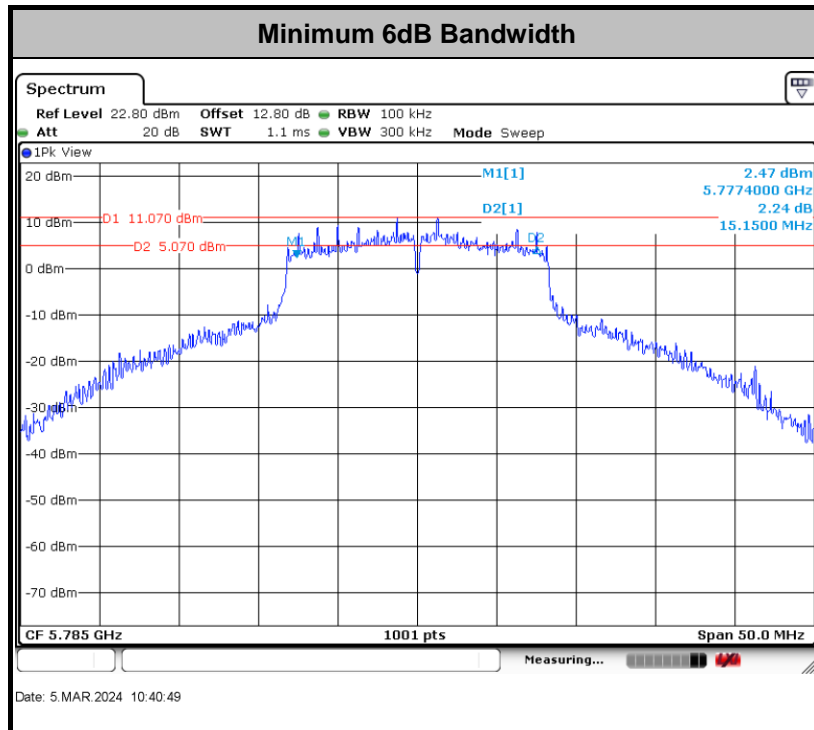
<input checked="" type="checkbox"/>	Section C) Bandwidth Measurement 1. Emission Bandwidth (EBW) and 99% OBW
	<ol style="list-style-type: none"> Set RBW = approximately 1% of the emission bandwidth. Set the VBW > RBW. Detector = Peak. Trace mode = max hold Measure the maximum width of the emission that is 26 dB down from the peak of the emission. Compare this with the RBW setting of the analyzer. Readjust RBW and repeat measurement as needed until the RBW/EBW ratio is approximately 1%. For 99% Bandwidth Measurement, the spectrum analyzer's resolution bandwidth (RBW) is set to 1%~5% of the OBW and set the Video bandwidth (VBW) ≥ 3 * RBW. Measure and record the results in the test report.
<input checked="" type="checkbox"/>	Section C) Bandwidth Measurement 2. Minimum Emission Bandwidth for the band 5.725 - 5.85 GHz
	<ol style="list-style-type: none"> Set RBW = 100kHz. Set the VBW ≥ 3 x RBW. Detector = Peak. Trace mode = max hold Measure the maximum width of the emission that is 6 dB down from the peak of the emission. Measure and record the results in the test report.

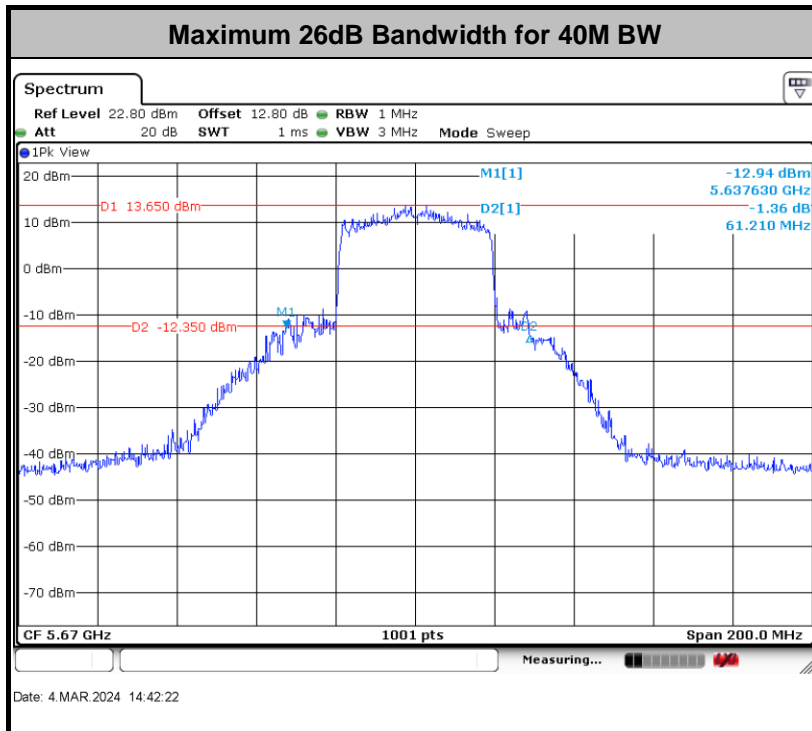
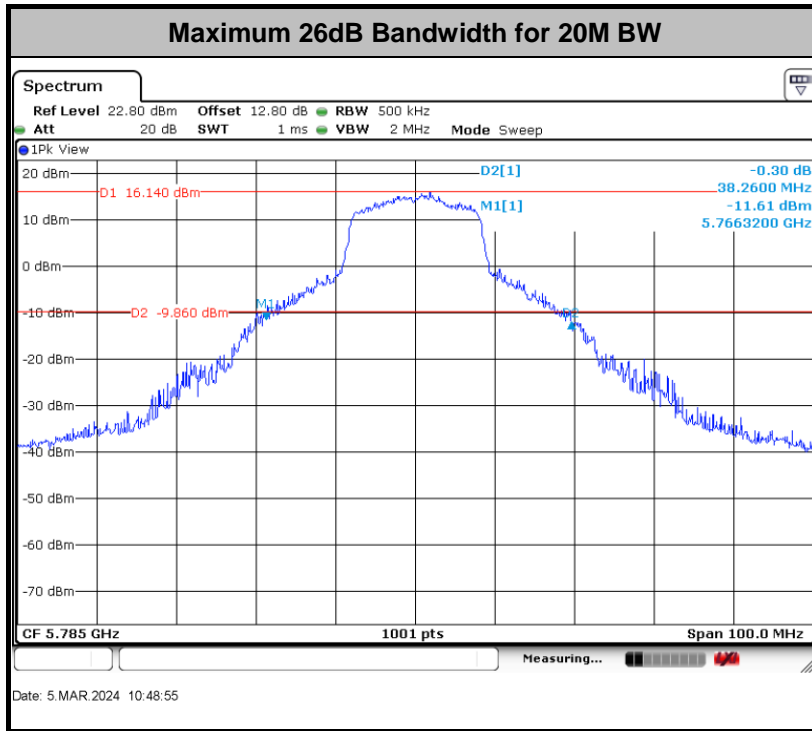
3.1.4 Test Setup

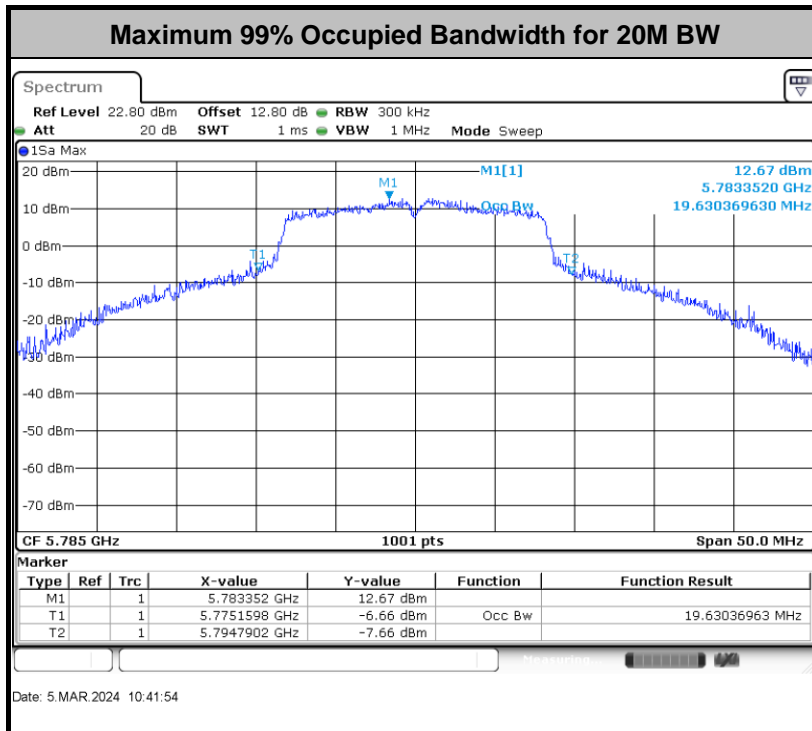
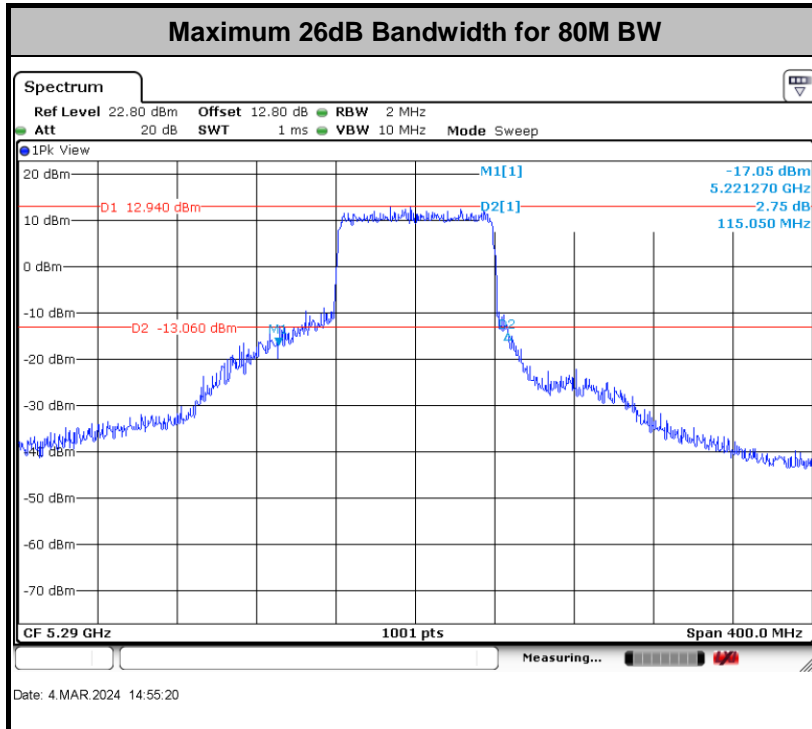


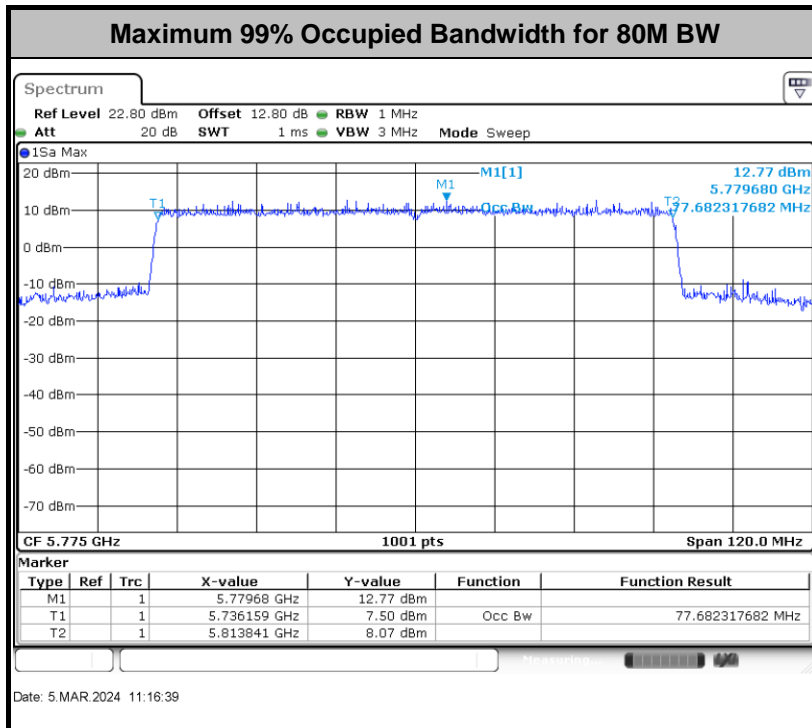
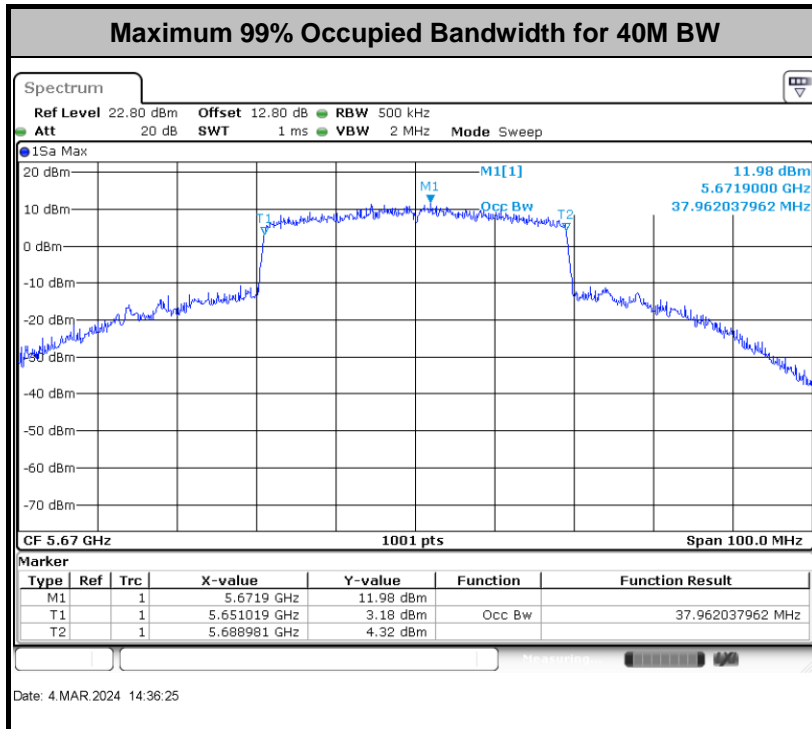
3.1.5 Test Result of 6dB Bandwidth

Please refer to Appendix A.









Note: The occupied channel bandwidth is maintained within the band of operation for all of the modulations.



3.2 Maximum Conducted Output Power Measurement

3.2.1 Limit of Maximum Conducted Output Power

<FCC 14-30 CFR 15.407>

For mobile and portable client devices in the 5.15–5.25 GHz band, the maximum conducted output power over the frequency band of operation shall not exceed 250 mW.

For the 5.25–5.725 GHz bands, the maximum conducted output power over the frequency bands of operation shall not exceed the lesser of 250 mW or $11 \text{ dBm} + 10 \log_{10} B$, where B is the 26 dB emission bandwidth in megahertz.

For the band 5.725–5.85 GHz, the maximum conducted output power over the frequency band of operation shall not exceed 1 W.

For the 5.47–5.6 GHz and 5.65–5.725 GHz band, the maximum conducted output power shall not exceed 250 mW or $11 + 10 \log_{10} B$, dBm, whichever power is less. The maximum e.i.r.p. shall not exceed 1.0 W or $17 + 10 \log_{10} B$, dBm, whichever is less. B is the 99% emission bandwidth in megahertz.

For Straddle Channel, According to KDB 789033 D02 General UNII Test Procedures New Rules v02r01, If the power and PSD of the devices are uniform and comply with the lower limits specified for the U-NII-2 bands, a single measurement over the entire emission bandwidth can be performed to show compliance.

If transmitting antennas of directional gain greater than 6 dBi are used, the peak output power shall be reduced by the amount in dB that the directional gain of the antenna exceeds 6 dBi.

Note that U-NII-2 band, devices with a maximum e.i.r.p. greater than 500 mW shall implement TPC in order to have the capability to operate at least 6 dB below the maximum permitted e.i.r.p. of 1 W.

3.2.2 Measuring Instruments

The measuring equipment is listed in the section 4 of this test report.

3.2.3 Test Procedures

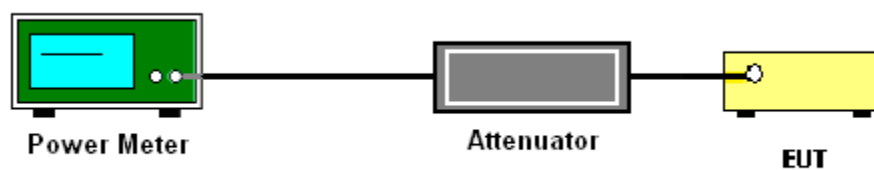
The testing follows Method PM of FCC KDB 789033 D02 General UNII Test Procedures New Rules v02r01.

Method PM (Measurement using an RF average power meter):

1. Measurement is performed using a wideband RF power meter.
2. The EUT is configured to transmit continuously with a consistent duty cycle at its maximum power control level.
3. Measure the average power of the transmitter, and the average power is corrected with duty factor, $10 \log(1/x)$, where x is the duty cycle.
4. For MIMO mode, the measure-and-sum technique should be used for measuring the in-band transmit power of a device.

For Straddle Channel, According to KDB 789033 D02 General UNII Test Procedures New Rules v02r01, If the power and PSD of the devices are uniform and comply with the lower limits specified for the U-NII-2 bands, a single measurement over the entire emission bandwidth can be performed to show compliance.

3.2.4 Test Setup



3.2.5 Test Result of Maximum Conducted Output Power

Please refer to Appendix A.



3.3 Power Spectral Density Measurement

3.3.1 Limit of Power Spectral Density

<FCC 14-30 CFR 15.407>

For mobile and portable client devices in the 5.15–5.25 GHz band, the maximum power spectral density shall not exceed 11dBm in any 1 megahertz band.

For the 5.25–5.725 GHz bands, the maximum power spectral density shall not exceed 11 dBm in any 1 megahertz band.

For the band 5.725–5.85 GHz, the maximum power spectral density shall not exceed 30 dBm in any 500-kHz band.

For Straddle Channel, According to KDB 789033 D02 General UNII Test Procedures New Rules v02r01, If the power and PSD of the devices are uniform and comply with the lower limits specified for the U-NII-2 bands, a single measurement over the entire emission bandwidth can be performed to show compliance.

If transmitting antennas of directional gain greater than 6 dBi are used, the peak output power shall be reduced by the amount in dB that the directional gain of the antenna exceeds 6 dBi.

3.3.2 Measuring Instruments

The measuring equipment is listed in the section 4 of this test report.



3.3.3 Test Procedures

The testing follows FCC KDB 789033 D02 General UNII Test Procedures New Rules v01r04. Section F) Maximum power spectral density.

For devices operating in the bands UNII-1/2A/2C

Method SA-2

(trace averaging across on and off times of the EUT transmissions, followed by duty cycle correction).

- Measure the duty cycle.
- Set span to encompass the entire emission bandwidth (EBW) of the signal.
- Set RBW = 1 MHz.
- Set VBW \geq 3 MHz.
- Number of points in sweep \geq 2 Span / RBW.
- Sweep time = auto.
- Detector = RMS
- Trace average at least 100 traces in power averaging mode.
- Add $10 \log(1/x)$, where x is the duty cycle, to the measured power in order to compute the average power during the actual transmission times. For example, add $10 \log(1/0.25) = 6$ dB if the duty cycle is 25 percent.

For devices operating in the band UNII-3

Method SA-2

(trace averaging across on and off times of the EUT transmissions, followed by duty cycle correction).

- Measure the duty cycle.
- Set span to encompass the entire emission bandwidth (EBW) of the signal.
- Set RBW = 500KHz (or 300 kHz if the SA can't set RBW=500KHz).
- Set VBW \geq 1 MHz.
- Number of points in sweep \geq 2 Span / RBW.
- Sweep time = auto.
- Detector = RMS
- Trace average at least 100 traces in power averaging mode.
- If the SA can't set RBW=500KHz, then add $10 \log(500\text{kHz}/\text{RBW})$ to the test result.
- Add $10 \log(1/x)$, where x is the duty cycle, to the measured power in order to compute the average power during the actual transmission times. For example, add $10 \log(1/0.25) = 6$ dB if the duty cycle is 25 percent.

1. The RF output of EUT was connected to the spectrum analyzer by a low loss cable.
2. Each plot has already offset with cable loss, and attenuator loss. Measure the PPSD and record it.
3. For MIMO mode, calculation method follows FCC KDB 662911 D01 Multiple Transmitter Output v02r01.

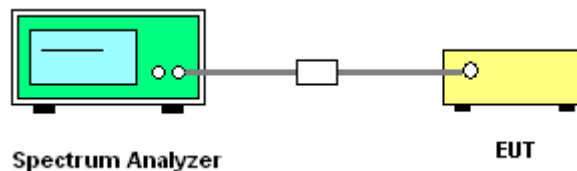
Method (a): Measure and sum the spectra across the outputs for UNII-1/2A/2C.

The total final Power Spectral Density is the bin-by-bin summation to obtain the combined spectrum. For the device with 2 transmitter outputs. The spectrum measurements of the individual outputs are all performed with the same span and number of points, the spectrum value in the first spectral bin of output 1 is summed with that in the first spectral bin of output 2 to obtain the value for the first frequency bin of the summed spectrum.

Method (c): Measure and add $10 \log(N_{\text{ANT}})$ dB, for UNII-3.

The measurement on each individual output were performed with the same span and number on each individual output. The quantity $10 \log(N_{\text{ANT}})$ dB is added to each spectrum value before comparing to the emission limit.

3.3.4 Test Setup

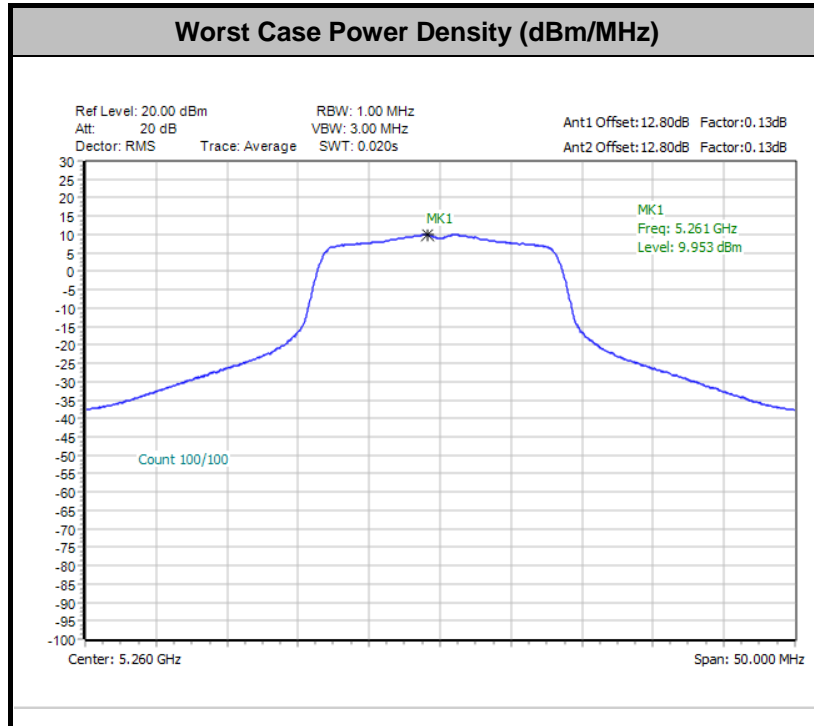




3.3.5 Test Result of Power Spectral Density

Please refer to Appendix A.

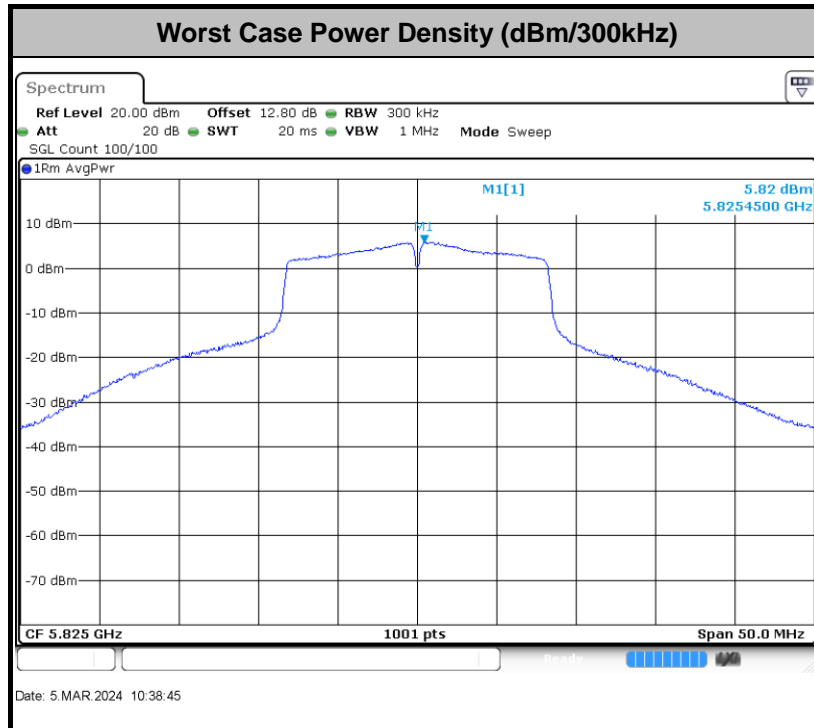
For devices operating in the bands UNII-1/2A/2C



Note: Average Power Density (dB) = Measured value + Duty Factor



For devices operating in the band UNII-3



Note: Average Power Density (dB) = Measured value + Duty Factor + RBW Factor + 10*Log(N).



3.4 Unwanted Emissions Measurement

This section as specified in FCC Part 15.407(b) is to measure unwanted emissions through radiated measurement for band edge spurious emissions and out of band emissions measurement. The unwanted emissions shall comply with 15.407(b)(1) to (6), and restricted bands per FCC Part 15.205.

3.4.1 Limit of Unwanted Emissions

- (1) For transmitters operating in the 5150-5250 MHz band: all emissions outside of the 5150-5350 MHz band shall not exceed an EIRP of -27dBm/MHz .

For transmitters operating in the 5250-5350 MHz band: all emissions outside of the 5150-5350 MHz band shall not exceed an EIRP of -27 dBm/MHz . Devices operating in the 5250-5350 MHz band that generate emissions in the 5150-5250 MHz band must meet all applicable technical requirements for operation in the 5150-5250 MHz band (including indoor use) or alternatively meet an out-of-band emission EIRP limit of -27 dBm/MHz in the 5150-5250 MHz band.

For transmitters operating in the 5470-5600 MHz and 5650-5725MHz band: all emissions outside of the 5470-5600 MHz and 5650-5725MHz band shall not exceed an EIRP of -27 dBm/MHz .

- (2) For transmitters operating in the 5.725-5.85 GHz band:
15.407(b)(4)(i) All emissions shall be limited to a level of -27 dBm/MHz at 75 MHz or more above or below the band edge increasing linearly to 10 dBm/MHz at 25 MHz above or below the band edge, and from 25 MHz above or below the band edge increasing linearly to a level of 15.6 dBm/MHz at 5 MHz above or below the band edge, and from 5 MHz above or below the band edge increasing linearly to a level of 27 dBm/MHz at the band edge.



(3) Unwanted spurious emissions fallen in restricted bands shall comply with the general field strength limits as below table,

Frequency (MHz)	Field Strength (microvolts/meter)	Measurement Distance (meters)
0.009 – 0.490	2400/F(kHz)	300
0.490 – 1.705	24000/F(kHz)	30
1.705 – 30.0	30	30
30 – 88	100	3
88 – 216	150	3
216 - 960	200	3
Above 960	500	3

(4) EIRP (dBm)	Field Strength at 3m (dBµV/m)
- 27	68.2

Note: The following formula is used to convert the EIRP to field strength.

$$EIRP = E_{Meas} + 20\log (d_{Meas}) - 104.7$$

where

EIRP is the equivalent isotropically radiated power, in dBm

E_{Meas} is the field strength of the emission at the measurement distance, in dBµV/m

d_{Meas} is the measurement distance, in m

3.4.2 Measuring Instruments

The measuring equipment is listed in the section 4 of this test report.

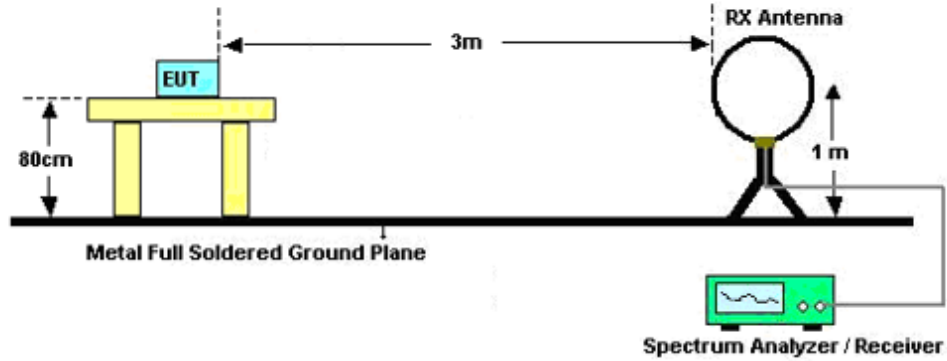


3.4.3 Test Procedures

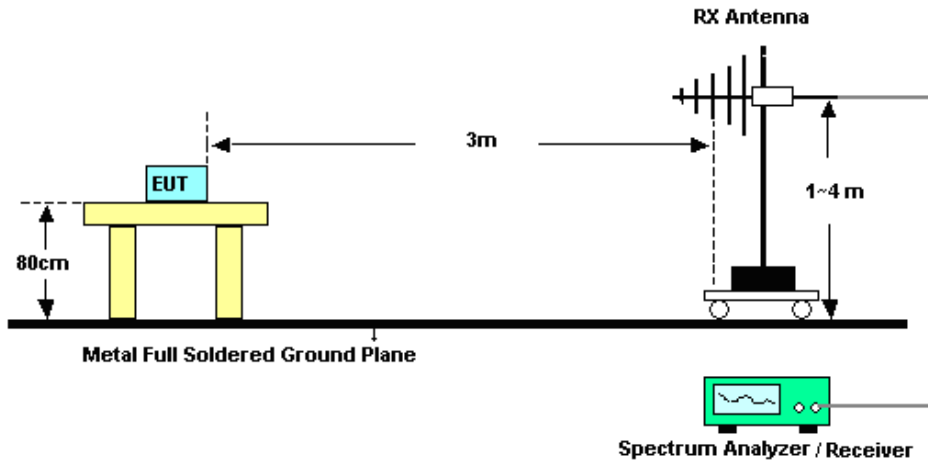
1. The testing follows FCC KDB 789033 D02 General UNII Test Procedures New Rules v01r04. Section G) Unwanted emissions measurement.
 - (1) Procedure for Unwanted Emissions Measurements Below 1000MHz
 - RBW = 120 kHz
 - VBW = 300 kHz
 - Detector = Peak
 - Trace mode = max hold
 - (2) Procedure for Peak Unwanted Emissions Measurements Above 1000 MHz
 - RBW = 1 MHz
 - VBW \geq 3 MHz
 - Detector = Peak
 - Sweep time = auto
 - Trace mode = max hold
 - (3) Procedures for Average Unwanted Emissions Measurements Above 1000MHz
 - RBW = 1 MHz
 - VBW = 10 Hz, when duty cycle is no less than 98 percent.
 - VBW \geq 1/T, when duty cycle is less than 98 percent where T is the minimum transmission duration over which the transmitter is on.
2. The EUT was placed on a turntable with 0.8 meter for frequency below 1GHz and 1.5 meter for frequency above 1GHz respectively above ground.
3. The EUT was set 3 meters from the interference receiving antenna which was mounted on the top of a variable height antenna tower.
4. The antenna is a broadband antenna and its height is adjusted between one meter and four meters above ground to find the maximum value of the field strength for both horizontal polarization and vertical polarization of the antenna.
5. For each suspected emission, the EUT was arranged to its worst case and then adjust the antenna tower (from 1 m to 4 m) and turntable (from 0 degree to 360 degrees) to find the maximum reading.
6. For testing below 1GHz, if the emission level of the EUT in peak mode was 3 dB lower than the limit specified, then peak values of EUT will be reported, otherwise, the emissions will be repeated one by one using the CISPR quasi-peak method and reported.
7. For testing above 1GHz, the emission level of the EUT in peak mode was 20dB lower than average limit (that means the emission level in average mode also complies with the limit in average mode), then peak values of EUT will be reported, otherwise, the emissions will be measured in average mode again and reported.

3.4.4 Test Setup

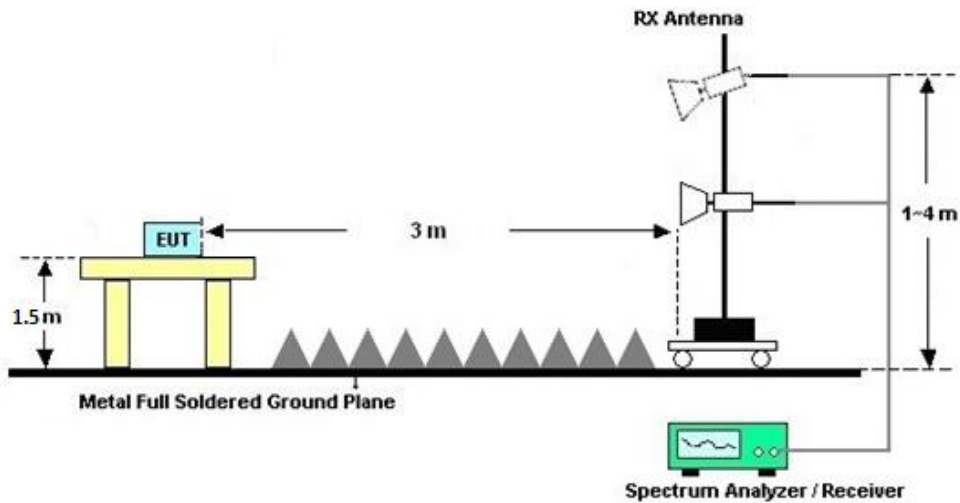
For radiated emissions below 30MHz



For radiated emissions from 30MHz to 1GHz



For radiated emissions above 1GHz





3.4.5 Test Results of Radiated Spurious Emissions (9 kHz ~ 30 MHz)

The low frequency, which started from 9 kHz to 30MHz, was pre-scanned and the result which was 20dB lower than the limit line was not reported.

There is a comparison data of both open-field test site and semi-Anechoic chamber, and the result came out very similar.

3.4.6 Test Result of Radiated Spurious at Band Edges

Please refer to Appendix C.

3.4.7 Duty Cycle

Please refer to Appendix D.

3.4.8 Test Result of Radiated Spurious Emissions (30MHz ~ 10th Harmonic)

Please refer to Appendix C.



3.5 AC Conducted Emission Measurement

3.5.1 Limit of AC Conducted Emission

For equipment that is designed to be connected to the public utility (AC) power line, the radio frequency voltage that is conducted back onto the AC power line on any frequency or frequencies within the band 150 kHz to 30 MHz shall not exceed the limits in the following table.

Frequency of emission (MHz)	Conducted limit (dBµV)	
	Quasi-peak	Average
0.15-0.5	66 to 56*	56 to 46*
0.5-5	56	46
5-30	60	50

*Decreases with the logarithm of the frequency.

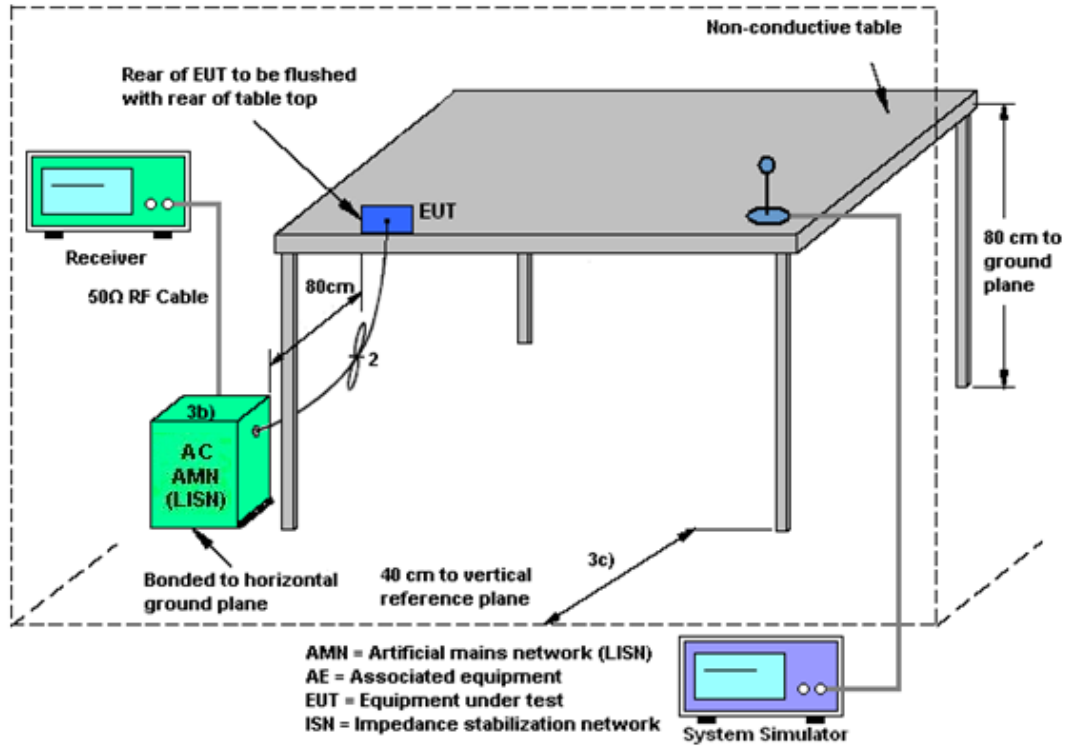
3.5.2 Measuring Instruments

The measuring equipment is listed in the section 4 of this test report.

3.5.3 Test Procedures

1. The EUT was placed 0.4 meter from the conducting wall of the shielding room was kept at least 80 centimeters from any other grounded conducting surface.
2. Connect EUT to the power mains through a line impedance stabilization network (LISN).
3. All the support units are connecting to the other LISN.
4. The LISN provides 50 ohm coupling impedance for the measuring instrument.
5. The FCC states that a 50 ohm, 50 microhenry LISN should be used.
6. Both sides of AC line were checked for maximum conducted interference.
7. The frequency range from 150 kHz to 30 MHz was searched.
8. Set the test-receiver system to Peak Detect Function and specified bandwidth with Maximum Hold Mode.

3.5.4 Test Setup



3.5.5 Test Result of AC Conducted Emission

Please refer to Appendix B.



3.6 Antenna Requirements

3.6.1 Standard Applicable

According to FCC 47 CFR Section 15.407(a)(1)(2) ,if transmitting antenna directional gain is greater than 6 dBi, both the peak transmit power and the peak power spectral density shall be reduced by the amount in dB that the directional gain of the antenna exceeds 6 dBi.

3.6.2 Antenna Anti-Replacement Construction

An embedded-in antenna design is used.

3.6.3 Antenna Gain

<CDD Modes >

FCC KDB 662911 D01 Multiple Transmitter Output v02r01

For CDD transmissions, directional gain is calculated as

Directional gain = GANT + Array Gain, where Array Gain is as follows.

For power spectral density (PSD) measurements on all devices,

Array Gain = 10 log(NANT/NSS=1) dB.

For power measurements on IEEE 802.11 devices,

Array Gain = 0 dB (i.e., no array gain) for NANT ≤ 4.

Directional gain may be calculated by using the formulas applicable to equal gain antennas with

GANT set equal to the gain of the antenna having the highest gain;

The EUT supports CDD mode.

For power, the directional gain GANT is set equal to the antenna having the highest gain, i.e.,

F)2)f)i).

For PSD, the directional gain calculation is following F)2)f)ii) of KDB 662911 D01 v02r01.

The power and PSD limit should be modified if the directional gain of EUT is over 6 dBi,

The directional gain “DG” is calculated as following table.

<CDD Modes>						
	Ant. 5 (dBi)	Ant. 7 (dBi)	DG for Power (dBi)	DG for PSD (dBi)	Power Limit Reduction (dB)	PSD Limit Reduction (dB)
UNII-1	-7.20	-7.70	-7.20	-4.44	0.00	0.00
UNII-2A	-6.80	-7.60	-6.80	-4.18	0.00	0.00
UNII-2C	-6.60	-7.50	-6.60	-4.03	0.00	0.00
UNII-3	-7.40	-7.40	-7.40	-4.39	0.00	0.00

Power limit reduction = Composite gain – 6dBi, (min = 0)

PSD limit reduction = Composite gain + PSD Array gain – 6dBi, (min = 0)



TXBF modes

FCC KDB 662911 D01 Multiple Transmitter Output v02r01

For CDD transmissions, directional gain is calculated as

$$DirectionalGain = 10 \cdot \log \left[\frac{\sum_{j=1}^{N_{SS}} \left\{ \sum_{k=1}^{N_{ANT}} g_{j,k} \right\}^2}{N_{ANT}} \right]$$

where

Each antenna is driven by no more than one spatial stream;

N_{SS} = the number of independent spatial streams of data;

N_{ANT} = the total number of antennas

$g_{j,k} = 10^{G_k / 20}$ if the k th antenna is being fed by spatial stream j , or zero if it is not;

G_k is the gain in dBi of the k th antenna.

The directional gain calculation is following F)2)e)ii) of KDB 662911 D01 v02r01.

The power and PSD limit should be modified if the directional gain of EUT is over 6 dBi,

The directional gain “DG” is calculated as following table.

			DG for Power (dBi)	DG for PSD (dBi)	Power Limit Reduction (dB)	PSD Limit Reduction (dB)
	Ant. 5 (dBi)	Ant. 7 (dBi)				
UNII-1	-7.20	-7.70	-4.44	-4.44	0.00	0.00
UNII-2A	-6.80	-7.60	-4.18	-4.18	0.00	0.00
UNII-2C	-6.60	-7.50	-4.03	-4.03	0.00	0.00
UNII-3	-7.40	-7.40	-4.39	-4.39	0.00	0.00

Power Limit Reduction = DG(Power) – 6dBi, (min = 0)

PSD Limit Reduction = DG(PSD) – 6dBi, (min = 0)



4 List of Measuring Equipment

Instrument	Manufacturer	Model No.	Serial No.	Characteristics	Calibration Date	Test Date	Due Date	Remark
EMI Receiver	R&S	ESC17	100768	9kHz~7GHz;	May 16, 2023	Mar. 20, 2024	May 15, 2024	Conduction (CO01-KS)
AC LISN (for auxiliary equipment)	MessTec	AN3016	060103	9kHz~30MHz	Oct. 11, 2023	Mar. 20, 2024	Oct. 10, 2024	Conduction (CO01-KS)
AC LISN	MessTec	AN3016	060105	9kHz~30MHz	May 16, 2023	Mar. 20, 2024	May 15, 2024	Conduction (CO01-KS)
AC Power Source	Chroma	61602	ABP000000811	AC 0V~300V, 45Hz~1000Hz	Oct. 11, 2023	Mar. 20, 2024	Oct. 10, 2024	Conduction (CO01-KS)
EMI Test Receiver&SA	Agilent	N9038A	MY52260185	20Hz~26.5GHz	Dec. 27, 2023	Feb. 24, 2024~Mar. 28, 2024	Dec. 26, 2024	Radiation (03CH01-SZ)
EXA Spectrum Analyzer	KEYSIGHT	N9010A	MY55150213	10Hz~44GHz	Jul. 07, 2023	Feb. 24, 2024~Mar. 28, 2024	Jul. 06, 2024	Radiation (03CH01-SZ)
Loop Antenna	R&S	HFH2-Z2	100354	9kHz~30MHz	Jul. 28, 2022	Feb. 24, 2024~Mar. 28, 2024	Jul. 27, 2024	Radiation (03CH01-SZ)
Bilog Antenna	TeseQ	CBL6112D	35407	30MHz~2GHz	Oct. 24, 2023	Feb. 24, 2024~Mar. 28, 2024	Oct. 23, 2025	Radiation (03CH01-SZ)
Double Ridge Horn Antenna	ETS-Lindgren	3117	00119436	1GHz~18GHz	Jul. 08, 2023	Feb. 24, 2024~Mar. 28, 2024	Jul. 07, 2024	Radiation (03CH01-SZ)
SHF-EHF Horn	com-power	AH-840	101071	18GHz~40GHz	Apr. 08, 2023	Feb. 24, 2024~Mar. 28, 2024	Apr. 07, 2024	Radiation (03CH01-SZ)
LF Amplifier	Burgeon	BPA-530	102209	0.01~3000Mhz	Apr. 04, 2023	Feb. 24, 2024~Mar. 28, 2024	Apr. 03, 2024	Radiation (03CH01-SZ)
HF Amplifier	MITEQ	AMF-7D-0010 1800-30-10P-R	1943528	1GHz~18GHz	Oct. 18, 2023	Feb. 24, 2024~Mar. 28, 2024	Oct. 17, 2024	Radiation (03CH01-SZ)
HF Amplifier	KEYSIGHT	83017A	MY53270105	0.5GHz~26.5GHz	Oct. 18, 2023	Feb. 24, 2024~Mar. 28, 2024	Oct. 17, 2024	Radiation (03CH01-SZ)
HF Amplifier	MITEQ	TTA1840-35-HG	1871923	18GHz~40GHz	Jul. 07, 2023	Feb. 24, 2024~Mar. 28, 2024	Jul. 06, 2024	Radiation (03CH01-SZ)
AC Power Source	Chroma	61601	616010001985	N/A	Oct. 18, 2023	Feb. 24, 2024~Mar. 28, 2024	Oct. 17, 2024	Radiation (03CH01-SZ)
Turn Table	EM	EM1000	N/A	0~360 degree	NCR	Feb. 24, 2024~Mar. 28, 2024	NCR	Radiation (03CH01-SZ)
Antenna Mast	EM	EM1000	N/A	1 m~4 m	NCR	Feb. 24, 2024~Mar. 28, 2024	NCR	Radiation (03CH01-SZ)
Spectrum Analyzer	R&S	FSV40	101078	10Hz~40GHz	Apr. 06, 2023	Mar. 04, 2024~Mar. 05, 2024	Apr. 05, 2024	Conducted (TH01-SZ)
Pulse Power Sensor	Anritsu	MA2411B	1339473	30MHz~40GHz	Dec. 29, 2023	Mar. 04, 2024~Mar. 05, 2024	Dec. 28, 2024	Conducted (TH01-SZ)
Power Meter	Anritsu	ML2495A	1218010	50MHz Bandwidth	Aug. 21, 2023	Mar. 04, 2024~Mar. 05, 2024	Aug. 20, 2024	Conducted (TH01-SZ)
DC Power Supply	TTI	PL330P	290070	Max 32V , 3A	Oct. 16, 2023	Mar. 04, 2024~Mar. 05, 2024	Oct. 15, 2024	Conducted (TH01-SZ)

NCR: No Calibration Required.



5 Measurement Uncertainty

The measurement uncertainties shown below were calculated in accordance with the requirements of ANSI 63.10-2013. All the measurement uncertainty value were shown with a coverage K=2 to indicate 95% level of confidence. The measurement data show herein meets or exceeds the CISPR measurement uncertainty values specified in CISPR 16-4-2 and can be compared directly to specified limit to determine compliance.

Uncertainty of Conducted Measurement

Test Item	Uncertainty
Conducted Spurious Emission & Bandedge	±1.34 dB
Occupied Channel Bandwidth	±0.012 MHz
Conducted Power	±1.34 dB
Conducted Power Spectral Density	±1.32 dB
Frequency	±1.3 Hz

Uncertainty of AC Conducted Emission Measurement (0.15 MHz ~ 30 MHz)

Measuring Uncertainty for a Level of Confidence of 95% (U = 2Uc(y))	2.84 dB
---	---------

Uncertainty of Radiated Emission Measurement (9 KHz ~ 30 MHz)

Measuring Uncertainty for a Level of Confidence of 95% (U = 2Uc(y))	2.8 dB
---	--------

Uncertainty of Radiated Emission Measurement (30 MHz ~ 1000 MHz)

Measuring Uncertainty for a Level of Confidence of 95% (U = 2Uc(y))	4.2 dB
---	--------

Uncertainty of Radiated Emission Measurement (1 GHz ~ 18 GHz)

Measuring Uncertainty for a Level of Confidence of 95% (U = 2Uc(y))	5.0 dB
---	--------

Uncertainty of Radiated Emission Measurement (18 GHz ~ 40 GHz)

Measuring Uncertainty for a Level of Confidence of 95% (U = 2Uc(y))	4.3 dB
---	--------

----- THE END -----



Appendix A. Conducted Test Results

Appendix A. Test Result of Conducted Test Items

Test Engineer:	Sam Zheng	Temperature:	21~25	°C
Test Date:	2024/3/4~2024/3/5	Relative Humidity:	51~54	%

TEST RESULTS DATA
26dB and 99% OBW

<5180 MHz ~ 5240 MHz>										
Mod.	Data Rate	NTx	CH.	Freq. (MHz)	99% Bandwidth (MHz)	26 dB Bandwidth (MHz)	IC 99% Bandwidth Power Limit (dBm)	IC 99% Bandwidth EIRP Limit (dBm)		Note
					Ant 5	Ant 5	Ant 5	Ant 5		
11a	6Mbps	2	36	5180	16.93	27.84	-	22.29		
11a	6Mbps	2	44	5220	16.58	24.06	-	22.20		
11a	6Mbps	2	48	5240	16.58	22.26	-	22.20		
HE20	MCS0	2	36	5180	19.08	24.36	-	22.81		
HE20	MCS0	2	44	5220	18.98	22.92	-	22.78		
HE20	MCS0	2	48	5240	18.98	22.80	-	22.78		
HE40	MCS0	2	38	5190	37.76	45.84	-	23.01		
HE40	MCS0	2	46	5230	37.66	41.88	-	23.01		
HE80	MCS0	2	42	5210	77.44	103.95	-	23.01		

TEST RESULTS DATA
Average Power Table

<5180 MHz ~ 5240 MHz>																
Mod.	Data Rate	NTX	CH.	RU Config	Freq. (MHz)	Duty Factor (dB)		Average Conducted Power (dBm)			FCC Conducted Power Limit (dBm)		DG (dBi)		Pass/Fail	Power Setting
						Ant 7	Ant 5	Ant 7	Ant 5	SUM	Ant 7	Ant 5	Ant 7	Ant 5		
11a	6Mbps	2	36	Full	5180	0.13	0.13	17.50	18.56	21.08	24.00	-7.20		Pass	18	
11a	6Mbps	2	44	Full	5220	0.13	0.13	17.58	18.19	20.91	24.00	-7.20		Pass	17.5	
11a	6Mbps	2	48	Full	5240	0.13	0.13	17.72	18.28	21.02	24.00	-7.20		Pass	17.5	
HT20	MCS0	2	36	Full	5180	0.14	0.14	16.33	17.39	19.91	24.00	-7.20		Pass	17	
HT20	MCS0	2	44	Full	5220	0.14	0.14	17.96	18.45	21.22	24.00	-7.20		Pass	18	
HT20	MCS0	2	48	Full	5240	0.14	0.14	18.08	18.57	21.34	24.00	-7.20		Pass	18	
HT40	MCS0	2	38	Full	5190	0.28	0.28	16.81	18.47	20.73	24.00	-7.20		Pass	17.5	
HT40	MCS0	2	46	Full	5230	0.28	0.28	17.65	19.04	21.41	24.00	-7.20		Pass	18	
VHT20	MCS0	2	36	Full	5180	0.14	0.14	16.32	17.37	19.89	24.00	-7.20		Pass	17	
VHT20	MCS0	2	44	Full	5220	0.14	0.14	18.09	18.60	21.37	24.00	-7.20		Pass	18	
VHT20	MCS0	2	48	Full	5240	0.14	0.14	18.17	18.71	21.46	24.00	-7.20		Pass	18	
VHT40	MCS0	2	38	Full	5190	0.28	0.28	16.76	18.44	20.69	24.00	-7.20		Pass	17.5	
VHT40	MCS0	2	46	Full	5230	0.28	0.28	17.67	19.06	21.43	24.00	-7.20		Pass	18	
VHT80	MCS0	2	42	Full	5210	0.55	0.55	10.55	11.93	14.30	24.00	-7.20		Pass	11.5	
HE20	MCS0	2	36	Full	5180	0.18	0.18	16.56	17.63	20.14	24.00	-7.20		Pass	17	
				26/0		0.18	0.18	7.18	8.38	10.83	24.00	-7.20		Pass	8	
				52/37		0.18	0.18	10.40	11.65	14.08	24.00	-7.20		Pass	11	
				106/53		0.18	0.18	13.50	14.50	17.04	24.00	-7.20		Pass	14	
				106/54		0.18	0.18	18.24	18.73	21.50	24.00	-7.20		Pass	18	
			48	Full	5240	0.18	0.18	18.31	18.80	21.57	24.00	-7.20		Pass	18	
				26/8		0.18	0.18	9.12	9.50	12.32	24.00	-7.20		Pass	9	
				52/40		0.18	0.18	12.20	12.65	15.44	24.00	-7.20		Pass	12	
				106/54		0.18	0.18	14.98	15.68	18.35	24.00	-7.20		Pass	15	
				106/54		0.18	0.18	14.98	15.68	18.35	24.00	-7.20		Pass	15	
HE40	MCS0	2	38	Full	5190	0.34	0.34	16.86	18.62	20.84	24.00	-7.20		Pass	17.5	
HE40	MCS0	2	46	Full	5230	0.34	0.34	17.75	19.14	21.51	24.00	-7.20		Pass	18	
HE80	MCS0	2	42	Full	5210	0.61	0.61	10.63	12.01	14.39	24.00	-7.20		Pass	11.5	

TEST RESULTS DATA
Power Spectral Density

<5180 MHz ~ 5240 MHz>															
Mod.	Data Rate	NTx	CH.	RU Config	Freq. (MHz)	Duty Factor (dB)		Average Power Density (dBm/MHz)			Average PSD Limit (dBm/MHz)		DG (dBi)		Pass /Fail
						Ant 7	Ant 5	Ant 7	Ant 5	SUM	Ant 7	Ant 5	Ant 7	Ant 5	
11a	6Mbps	2	36	Full	5180	0.13	0.13			9.89	11.00	-4.44			Pass
11a	6Mbps	2	44	Full	5220	0.13	0.13			9.59	11.00	-4.44			Pass
11a	6Mbps	2	48	Full	5240	0.13	0.13			9.66	11.00	-4.44			Pass
HE20	MCS0	2	36	Full	5180	0.18	0.18			9.56	11.00	-4.44			Pass
				26/0		0.18	0.18			9.03	11.00	-4.44		Pass	
				52/37		0.18	0.18			9.30	11.00	-4.44		Pass	
				106/53		0.18	0.18			9.34	11.00	-4.44		Pass	
HE20	MCS0	2	44	Full	5220	0.18	0.18			9.74	11.00	-4.44			Pass
HE20	MCS0	2	48	Full	5240	0.18	0.18			9.87	11.00	-4.44			Pass
				26/8		0.18	0.18			9.27	11.00	-4.44		Pass	
				52/40		0.18	0.18			9.41	11.00	-4.44		Pass	
				106/54		0.18	0.18			9.39	11.00	-4.44		Pass	
HE40	MCS0	2	38	Full	5190	0.34	0.34			6.96	11.00	-4.44			Pass
HE40	MCS0	2	46	Full	5230	0.34	0.34			6.98	11.00	-4.44			Pass
HE80	MCS0	2	42	Full	5210	0.61	0.61			3.31	11.00	-4.44			Pass

TEST RESULTS DATA
26dB and 99% OBW

<5260 MHz ~ 5320 MHz>										
Mod.	Data Rate	NTX	CH.	Freq. (MHz)	99% Bandwidth (MHz)	26 dB Bandwidth (MHz)	IC 99% Bandwidth Power Limit (dBm)	IC 99% Bandwidth EIRP Limit (dBm)	FCC 26dB Bandwidth Power Limit (dBm)	Note
					Ant 5	Ant 5	Ant 5	Ant 5	Ant 5	
11a	6Mbps	2	52	5260	16.58	24.54	23.20	29.20	23.98	
11a	6Mbps	2	60	5300	16.98	29.76	23.30	29.30	23.98	
11a	6Mbps	2	64	5320	17.03	29.52	23.31	29.31	23.98	
HE20	MCS0	2	52	5260	18.98	21.66	23.78	29.78	23.98	
HE20	MCS0	2	60	5300	19.03	27.18	23.79	29.79	23.98	
HE20	MCS0	2	64	5320	19.03	28.44	23.79	29.79	23.98	
HE40	MCS0	2	54	5270	37.66	43.32	23.98	30.00	23.98	
HE40	MCS0	2	62	5310	37.86	49.08	23.98	30.00	23.98	
HE80	MCS0	2	58	5290	77.44	115.05	23.98	30.00	23.98	

TEST RESULTS DATA
Average Power Table

<5260 MHz ~ 5320 MHz>																	
Mod.	Data Rate	NTX	CH.	RU Config	Freq. (MHz)	Duty Factor (dB)		Average Conducted Power (dBm)			FCC Conducted Power Limit (dBm)		DG (dBi)		EIRP Power Limit (dBm)	Pass/Fail	Power Setting
						Ant 7	Ant 5	Ant 7	Ant 5	SUM	Ant 7	Ant 5	Ant 7	Ant 5			
11a	6Mbps	2	52	Full	5260	0.13	0.13	18.01	18.76	21.42	23.98	-6.80	26.99	Pass	17.5		
11a	6Mbps	2	60	Full	5300	0.13	0.13	17.64	18.55	21.13	23.98	-6.80	26.99	Pass	17.5		
11a	6Mbps	2	64	Full	5320	0.13	0.13	17.71	18.61	21.20	23.98	-6.80	26.99	Pass	17.5		
HT20	MCS0	2	52	Full	5260	0.14	0.14	17.83	18.46	21.17	23.98	-6.80	26.99	Pass	17.5		
HT20	MCS0	2	60	Full	5300	0.14	0.14	18.02	18.90	21.49	23.98	-6.80	26.99	Pass	18		
HT20	MCS0	2	64	Full	5320	0.14	0.14	17.71	18.94	21.38	23.98	-6.80	26.99	Pass	18		
HT40	MCS0	2	54	Full	5270	0.28	0.28	17.86	19.29	21.65	23.98	-6.80	26.99	Pass	18		
HT40	MCS0	2	62	Full	5310	0.28	0.28	16.28	17.98	20.23	23.98	-6.80	26.99	Pass	16.5		
VHT20	MCS0	2	52	Full	5260	0.14	0.14	17.91	18.59	21.28	23.98	-6.80	26.99	Pass	17.5		
VHT20	MCS0	2	60	Full	5300	0.14	0.14	18.12	18.99	21.59	23.98	-6.80	26.99	Pass	18		
VHT20	MCS0	2	64	Full	5320	0.14	0.14	17.82	19.02	21.47	23.98	-6.80	26.99	Pass	18		
VHT40	MCS0	2	54	Full	5270	0.28	0.28	17.91	19.34	21.69	23.98	-6.80	26.99	Pass	18		
VHT40	MCS0	2	62	Full	5310	0.28	0.28	16.25	17.94	20.19	23.98	-6.80	26.99	Pass	16.5		
VHT80	MCS0	2	58	Full	5290	0.55	0.55	11.95	13.75	15.95	23.98	-6.80	26.99	Pass	12.5		
HE20	MCS0	2	52	Full	5260	0.18	0.18	18.04	18.67	21.38	23.98	-6.80	26.99	Pass	17.5		
				26/0		0.18	0.18	9.20	9.96	12.61	23.98	-6.80	26.99	Pass	9		
				52/37		0.18	0.18	11.85	12.65	15.28	23.98	-6.80	26.99	Pass	11.5		
				106/53		0.18	0.18	14.76	15.68	18.25	23.98	-6.80	26.99	Pass	14.5		
				Full		0.18	0.18	18.21	19.09	21.68	23.98	-6.80	26.99	Pass	18		
			64	Full	5320	0.18	0.18	17.90	19.13	21.57	23.98	-6.80	26.99	Pass	18		
				26/8		0.18	0.18	9.60	10.20	12.92	23.98	-6.80	26.99	Pass	9		
				52/40		0.18	0.18	11.90	12.68	15.32	23.98	-6.80	26.99	Pass	11.5		
				106/54		0.18	0.18	14.98	15.98	18.52	23.98	-6.80	26.99	Pass	14.5		
				Full		0.18	0.18	18.21	19.09	21.68	23.98	-6.80	26.99	Pass	18		
HE40	MCS0	2	54	Full	5270	0.34	0.34	18.02	19.45	21.80	23.98	-6.80	26.99	Pass	18		
HE40	MCS0	2	62	Full	5310	0.34	0.34	16.34	18.04	20.28	23.98	-6.80	26.99	Pass	16.5		
HE80	MCS0	2	58	Full	5290	0.61	0.61	12.01	13.81	16.02	23.98	-6.80	26.99	Pass	12.5		

TEST RESULTS DATA
Power Spectral Density

<5260 MHz ~ 5320 MHz>															
Mod.	Data Rate	NTx	CH.	RU Config	Freq. (MHz)	Duty Factor (dB)		Average Power Density (dBm/MHz)			Average PSD Limit (dBm/MHz)		DG (dBi)		Pass /Fail
						Ant 7	Ant 5	Ant 7	Ant 5	SUM	Ant 7	Ant 5	Ant 7	Ant 5	
11a	6Mbps	2	52	Full	5260	0.13	0.13			9.95	11.00		-4.18	Pass	
11a	6Mbps	2	60	Full	5300	0.13	0.13			9.68	11.00		-4.18	Pass	
11a	6Mbps	2	64	Full	5320	0.13	0.13			9.74	11.00		-4.18	Pass	
HE20	MCS0	2	52	Full	5260	0.18	0.18			9.59	11.00		-4.18	Pass	
				26/0		0.18	0.18			9.52	11.00		-4.18	Pass	
				52/37		0.18	0.18			9.26	11.00		-4.18	Pass	
				106/53		0.18	0.18			9.23	11.00		-4.18	Pass	
HE20	MCS0	2	60	Full	5300	0.18	0.18			9.89	11.00		-4.18	Pass	
HE20	MCS0	2	64	Full	5320	0.18	0.18			9.85	11.00		-4.18	Pass	
				26/8		0.18	0.18			9.78	11.00		-4.18	Pass	
				52/40		0.18	0.18			9.35	11.00		-4.18	Pass	
				106/54		0.18	0.18			9.36	11.00		-4.18	Pass	
HE40	MCS0	2	54	Full	5270	0.34	0.34			7.37	11.00		-4.18	Pass	
HE40	MCS0	2	62	Full	5310	0.34	0.34			7.28	11.00		-4.18	Pass	
HE80	MCS0	2	58	Full	5290	0.61	0.61			2.69	11.00		-4.18	Pass	

TEST RESULTS DATA
26dB and 99% OBW

<5500 MHz ~ 5720 MHz >											
Mod.	Data Rate	NTX	CH.	Freq. (MHz)	99% Bandwidth (MHz)	26 dB Bandwidth (MHz)	IC 99% Bandwidth Power Limit (dBm)	IC 99% Bandwidth EIRP Limit (dBm)	FCC 26dB Bandwidth Power Limit (dBm)	Note	
					Ant 5	Ant 5	Ant 5	Ant 5	Ant 5		
11a	6Mbps	2	100	5500	17.03	27.48	23.31	29.31	23.98		
11a	6Mbps	2	116	5580	16.48	22.68	23.17	29.17	23.98		
11a	6Mbps	2	140	5700	16.88	27.36	23.27	29.27	23.98		
11a	6Mbps	2	144	5720	16.58	24.54	23.20	29.20	23.98		
HE20	MCS0	2	100	5500	19.08	27.36	23.81	29.81	23.98		
HE20	MCS0	2	116	5580	18.98	22.26	23.78	29.78	23.98		
HE20	MCS0	2	140	5700	19.13	28.50	23.82	29.82	23.98		
HE20	MCS0	2	144	5720	19.03	24.18	23.79	29.79	23.98		
HE40	MCS0	2	102	5510	37.86	55.01	23.98	30.00	23.98		
HE40	MCS0	2	110	5550	37.66	40.44	23.98	30.00	23.98		
HE40	MCS0	2	134	5670	37.96	61.21	23.98	30.00	23.98		
HE40	MCS0	2	142	5710	37.76	47.88	23.98	30.00	23.98		
HE80	MCS0	2	106	5530	77.44	104.59	23.98	30.00	23.98		
HE80	MCS0	2	122	5610	77.56	105.78	23.98	30.00	23.98		
HE80	MCS0	2	138	5690	77.56	96.48	23.98	30.00	23.98		

TEST RESULTS DATA
Average Power Table

<5500 MHz ~ 5720 MHz >																	
Mod.	Data Rate	NTX	CH.	RU Config	Freq. (MHz)	Duty Factor (dB)		Average Conducted Power (dBm)			FCC Conducted Power Limit (dBm)		DG (dBi)		EIRP Power Limit (dBm)	Pass/Fail	Power Setting
						Ant 7	Ant 5	Ant 7	Ant 5	SUM	Ant 7	Ant 5	Ant 7	Ant 5			
11a	6Mbps	2	100	Full	5500	0.13	0.13	17.75	17.81	20.79	23.98	-6.60	26.99	Pass	17.5		
11a	6Mbps	2	116	Full	5580	0.13	0.13	17.98	18.04	21.02	23.98	-6.60	26.99	Pass	18		
11a	6Mbps	2	140	Full	5700	0.13	0.13	18.15	17.82	21.00	23.98	-6.60	26.99	Pass	18.5		
11a	6Mbps	2	144	Full	5720	0.13	0.13	18.30	18.07	21.20	23.98	-6.60	26.99	Pass	18.5		
HT20	MCS0	2	100	Full	5500	0.14	0.14	18.10	18.18	21.15	23.98	-6.60	26.99	Pass	18		
HT20	MCS0	2	116	Full	5580	0.14	0.14	18.34	18.49	21.43	23.98	-6.60	26.99	Pass	18.5		
HT20	MCS0	2	140	Full	5700	0.14	0.14	17.99	18.02	21.02	23.98	-6.60	26.99	Pass	18.5		
HT20	MCS0	2	144	Full	5720	0.14	0.14	18.37	18.20	21.30	23.98	-6.60	26.99	Pass	19		
HT40	MCS0	2	102	Full	5510	0.28	0.28	16.78	17.58	20.21	23.98	-6.60	26.99	Pass	16.5		
HT40	MCS0	2	110	Full	5550	0.28	0.28	18.20	18.96	21.61	23.98	-6.60	26.99	Pass	18		
HT40	MCS0	2	134	Full	5670	0.28	0.28	18.81	19.12	21.98	23.98	-6.60	26.99	Pass	19		
HT40	MCS0	2	142	Full	5710	0.28	0.28	18.94	19.02	21.99	23.98	-6.60	26.99	Pass	19		
VHT20	MCS0	2	100	Full	5500	0.14	0.14	18.22	18.28	21.26	23.98	-6.60	26.99	Pass	18		
VHT20	MCS0	2	116	Full	5580	0.14	0.14	18.47	18.60	21.55	23.98	-6.60	26.99	Pass	18.5		
VHT20	MCS0	2	140	Full	5700	0.14	0.14	17.97	17.98	20.99	23.98	-6.60	26.99	Pass	18.5		
VHT20	MCS0	2	144	Full	5720	0.14	0.14	18.52	18.33	21.44	23.98	-6.60	26.99	Pass	19		
VHT40	MCS0	2	102	Full	5510	0.28	0.28	16.77	17.56	20.19	23.98	-6.60	26.99	Pass	16.5		
VHT40	MCS0	2	110	Full	5550	0.28	0.28	18.25	19.01	21.66	23.98	-6.60	26.99	Pass	18		
VHT40	MCS0	2	134	Full	5670	0.28	0.28	18.85	19.16	22.02	23.98	-6.60	26.99	Pass	19		
VHT40	MCS0	2	142	Full	5710	0.28	0.28	18.97	19.05	22.02	23.98	-6.60	26.99	Pass	19		
VHT80	MCS0	2	106	Full	5530	0.55	0.55	14.55	14.85	17.71	23.98	-6.60	26.99	Pass	14.5		
VHT80	MCS0	2	122	Full	5610	0.55	0.55	18.51	19.15	21.85	23.98	-6.60	26.99	Pass	19		
VHT80	MCS0	2	138	Full	5690	0.55	0.55	18.73	19.23	22.00	23.98	-6.60	26.99	Pass	19		
HE20	MCS0	2	100	Full	5500	0.18	0.18	18.32	18.40	21.37	23.98	-6.60	26.99	Pass	18		
				26/0		0.18	0.18	9.58	9.65	12.63	23.98	-6.60	26.99	Pass	9		
				52/37		0.18	0.18	12.30	12.28	15.30	23.98	-6.60	26.99	Pass	11.5		
				106/53		0.18	0.18	15.15	15.20	18.19	23.98	-6.60	26.99	Pass	14.5		
			116	Full	5580	0.18	0.18	18.58	18.73	21.67	23.98	-6.60	26.99	Pass	18.5		
				Full		0.18	0.18	18.14	18.16	21.16	23.98	-6.60	26.99	Pass	18.5		
				26/8		0.18	0.18	8.60	8.35	11.49	23.98	-6.60	26.99	Pass	8.5		
				52/40		0.18	0.18	11.80	11.33	14.58	23.98	-6.60	26.99	Pass	11.5		
140	106/54	5700	0.18	0.18	14.65	14.35	17.51	23.98	-6.60	26.99	Pass	14.5					
	Full		0.18	0.18	18.65	18.48	21.58	23.98	-6.60	26.99	Pass	19					
HE40	MCS0	2	102	Full	5510	0.34	0.34	16.84	17.66	20.28	23.98	-6.60	26.99	Pass	16.5		
			110	Full	5550	0.34	0.34	18.36	19.12	21.77	23.98	-6.60	26.99	Pass	18		
			134	Full	5670	0.34	0.34	18.95	19.26	22.12	23.98	-6.60	26.99	Pass	19		
			142	Full	5710	0.34	0.34	19.06	19.14	22.11	23.98	-6.60	26.99	Pass	19		
HE80	MCS0	2	106	Full	5530	0.61	0.61	14.61	14.91	17.78	23.98	-6.60	26.99	Pass	14.5		
			122	Full	5610	0.61	0.61	18.61	19.25	21.95	23.98	-6.60	26.99	Pass	19		
			138	Full	5690	0.61	0.61	18.81	19.31	22.08	23.98	-6.60	26.99	Pass	19		

TEST RESULTS DATA
Power Spectral Density

<5500 MHz ~ 5720 MHz >															
Mod.	Data Rate	NTx	CH.		Freq. (MHz)	Duty Factor (dB)		Average Power Density (dBm/MHz)			Average PSD Limit (dBm/MHz)		DG (dBi)		Pass /Fail
						Ant 7	Ant 5	Ant 7	Ant 5	SUM	Ant 7	Ant 5	Ant 7	Ant 5	
11a	6Mbps	2	100	Full	5500	0.13	0.13			9.74	11.00	-4.03			Pass
11a	6Mbps	2	116	Full	5580	0.13	0.13			9.56	11.00	-4.03			Pass
11a	6Mbps	2	140	Full	5700	0.13	0.13			9.66	11.00	-4.03			Pass
11a	6Mbps	2	144	Full	5720	0.13	0.13			9.92	11.00	-4.03			Pass
HE20	MCS0	2	100	Full	5500	0.18	0.18			9.78	11.00	-4.03			Pass
				26/0		0.18	0.18			9.77	11.00	-4.03		Pass	
				52/37		0.18	0.18			9.53	11.00	-4.03		Pass	
				106/53		0.18	0.18			9.36	11.00	-4.03		Pass	
HE20	MCS0	2	116	Full	5580	0.18	0.18			9.86	11.00	-4.03		Pass	
HE20	MCS0	2	140	Full	5700	0.18	0.18			9.51	11.00	-4.03			Pass
				26/8		0.18	0.18			8.93	11.00	-4.03		Pass	
				52/40		0.18	0.18			9.06	11.00	-4.03		Pass	
				106/54		0.18	0.18			8.93	11.00	-4.03		Pass	
HE20	MCS0	2	144	Full	5720	0.18	0.18			9.66	11.00	-4.03		Pass	
HE40	MCS0	2	102	Full	5510	0.34	0.34			7.11	11.00	-4.03		Pass	
HE40	MCS0	2	110	Full	5550	0.34	0.34			6.79	11.00	-4.03		Pass	
HE40	MCS0	2	134	Full	5670	0.34	0.34			7.30	11.00	-4.03		Pass	
HE40	MCS0	2	142	Full	5710	0.34	0.34			7.14	11.00	-4.03		Pass	
HE80	MCS0	2	106	Full	5530	0.61	0.61			3.45	11.00	-4.03		Pass	
HE80	MCS0	2	122	Full	5610	0.61	0.61			2.74	11.00	-4.03		Pass	
HE80	MCS0	2	138	Full	5690	0.61	0.61			2.82	11.00	-4.03		Pass	

TEST RESULTS DATA
6dB and 26dB EBW and 99% OBW

<5745 MHz ~ 5825 MHz>									
Mod.	Data Rate	N _{TX}	CH.	Freq. (MHz)	99% Bandwidth (MHz)	26dB Bandwidth (MHz)	6 dB Bandwidth (MHz)	6 dB Bandwidth Min. Limit (MHz)	Pass/Fail
					Ant 7	Ant 7	Ant 7	Ant 7	
11a	6Mbps	2	149	5745	18.93	38.16	15.20	0.5	Pass
11a	6Mbps	2	157	5785	19.63	38.26	15.15	0.5	Pass
11a	6Mbps	2	165	5825	19.48	37.86	15.20	0.5	Pass
HE20	MCS0	2	149	5745	19.38	36.76	15.20	0.5	Pass
HE20	MCS0	2	157	5785	19.43	32.57	16.05	0.5	Pass
HE20	MCS0	2	165	5825	19.43	34.17	15.15	0.5	Pass
HE40	MCS0	2	151	5755	37.86	49.68	36.99	0.5	Pass
HE40	MCS0	2	159	5795	37.76	48.72	36.27	0.5	Pass
HE80	MCS0	2	155	5775	77.68	96.48	78.24	0.5	Pass

TEST RESULTS DATA
Average Power Table

<5745 MHz ~ 5825 MHz>																
Mod.	Data Rate	NTX	CH.	RU Config	Freq. (MHz)	Duty Factor (dB)		Average Conducted Power (dBm)			FCC Conducted Power Limit (dBm)		DG (dBi)		Pass/Fail	Power Setting
						Ant 7	Ant 5	Ant 7	Ant 5	SUM	Ant 7	Ant 5	Ant 7	Ant 5		
11a	6Mbps	2	149	Full	5745	0.13	0.13	21.37	21.24	24.32	30.00	-7.40		Pass	22	
11a	6Mbps	2	157	Full	5785	0.13	0.13	21.13	21.20	24.18	30.00	-7.40		Pass	22	
11a	6Mbps	2	165	Full	5825	0.13	0.13	20.81	21.27	24.06	30.00	-7.40		Pass	22	
HT20	MCS0	2	149	Full	5745	0.14	0.14	20.28	20.29	23.30	30.00	-7.40		Pass	21	
HT20	MCS0	2	157	Full	5785	0.14	0.14	20.08	20.19	23.15	30.00	-7.40		Pass	21	
HT20	MCS0	2	165	Full	5825	0.14	0.14	19.86	20.23	23.06	30.00	-7.40		Pass	21	
HT40	MCS0	2	151	Full	5755	0.28	0.28	18.63	18.92	21.79	30.00	-7.40		Pass	19	
HT40	MCS0	2	159	Full	5795	0.28	0.28	18.56	19.02	21.81	30.00	-7.40		Pass	19	
VHT20	MCS0	2	149	Full	5745	0.14	0.14	20.34	20.33	23.35	30.00	-7.40		Pass	21	
VHT20	MCS0	2	157	Full	5785	0.14	0.14	20.24	20.13	23.20	30.00	-7.40		Pass	21	
VHT20	MCS0	2	165	Full	5825	0.14	0.14	20.27	19.90	23.10	30.00	-7.40		Pass	21	
VHT40	MCS0	2	151	Full	5755	0.28	0.28	18.68	18.97	21.84	30.00	-7.40		Pass	19	
VHT40	MCS0	2	159	Full	5795	0.28	0.28	18.60	19.06	21.85	30.00	-7.40		Pass	19	
VHT80	MCS0	2	155	Full	5775	0.55	0.55	19.28	19.38	22.34	30.00	-7.40		Pass	20	
HE20	MCS0	2	149	Full	5745	0.18	0.18	20.42	20.43	23.44	30.00	-7.40		Pass	21	
HE20	MCS0	2	149	26/0	5745	0.18	0.18	12.40	11.95	15.19	30.00	-7.40		Pass	12	
HE20	MCS0	2	149	52/37	5745	0.18	0.18	15.45	15.22	18.35	30.00	-7.40		Pass	15	
HE20	MCS0	2	149	106/53	5745	0.18	0.18	18.40	18.20	21.31	30.00	-7.40		Pass	18	
HE20	MCS0	2	157	Full	5785	0.18	0.18	20.22	20.33	23.29	30.00	-7.40		Pass	21	
HE20	MCS0	2	165	Full	5825	0.18	0.18	19.98	20.35	23.18	30.00	-7.40		Pass	21	
HE20	MCS0	2	165	26/8	5825	0.18	0.18	11.96	11.92	14.95	30.00	-7.40		Pass	12	
HE20	MCS0	2	165	52/40	5825	0.18	0.18	15.12	15.10	18.12	30.00	-7.40		Pass	15	
HE20	MCS0	2	165	106/54	5825	0.18	0.18	18.42	18.63	21.54	30.00	-7.40		Pass	18.5	
HE40	MCS0	2	151	Full	5755	0.34	0.34	18.79	19.08	21.95	30.00	-7.40		Pass	19	
HE40	MCS0	2	159	Full	5795	0.34	0.34	18.70	19.16	21.95	30.00	-7.40		Pass	19	
HE80	MCS0	2	155	Full	5775	0.61	0.61	19.39	19.49	22.45	30.00	-7.40		Pass	20	

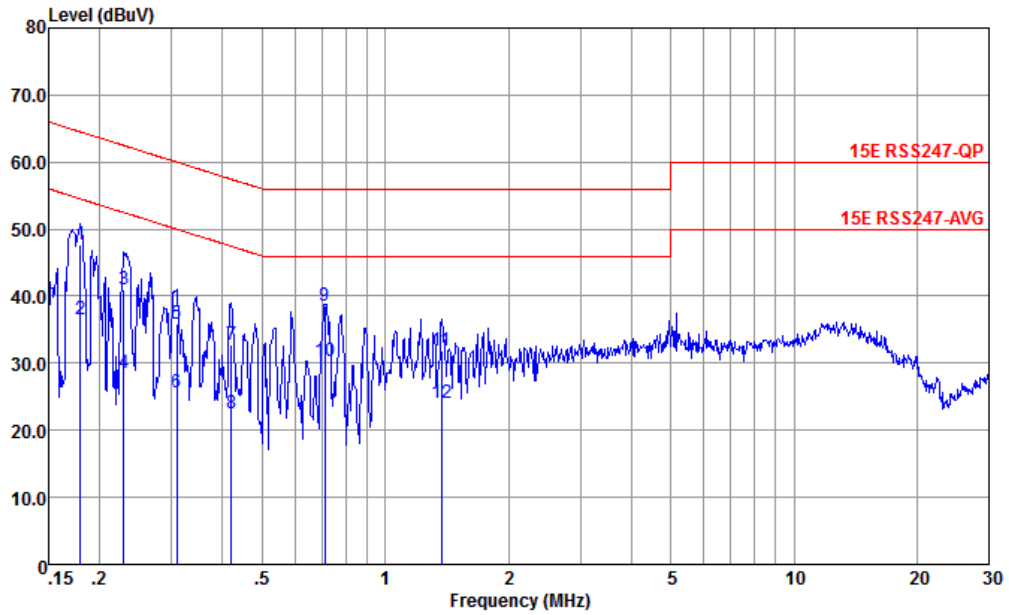
TEST RESULTS DATA
Power Spectral Density

<5745 MHz ~ 5825 MHz>																	
Mod.	Data Rate	NTX	CH.	RU Config	Freq. (MHz)	Duty Factor (dB)		10log (500kHz /RBW) Factor (dB)		Average Power Density (dBm/500kHz)			Average PSD Limit (dBm/500kHz)		DG (dBi)		Pass /Fail
						Ant 7	Ant 5	Ant 7	Ant 5	Ant 7	Ant 5	Worst+3.01	Ant 7	Ant 5	Ant 7	Ant 5	
11a	6Mbps	2	149	Full	5745	0.13	0.13	2.22	8.03	7.66	11.04	30.00		-4.39		Pass	
11a	6Mbps	2	157	Full	5785	0.13	0.13	2.22	7.95	7.92	10.96	30.00		-4.39		Pass	
11a	6Mbps	2	165	Full	5825	0.13	0.13	2.22	8.04	8.17	11.18	30.00		-4.39		Pass	
HE20	MCS0	2	149	Full	5745	0.18	0.18	2.22	6.71	6.37	9.72	30.00		-4.39		Pass	
HE20	MCS0	2	149	26/0	5745	0.18	0.18	2.22	6.37	6.10	9.38	30.00		-4.39		Pass	
HE20	MCS0	2	149	52/37	5745	0.18	0.18	2.22	6.48	6.27	9.49	30.00		-4.39		Pass	
HE20	MCS0	2	149	106/53	5745	0.18	0.18	2.22	6.39	6.21	9.40	30.00		-4.39		Pass	
HE20	MCS0	2	157	Full	5785	0.18	0.18	2.22	6.54	6.70	9.71	30.00		-4.39		Pass	
HE20	MCS0	2	165	Full	5825	0.18	0.18	2.22	6.90	6.97	9.98	30.00		-4.39		Pass	
HE20	MCS0	2	165	26/8	5825	0.18	0.18	2.22	6.41	6.37	9.42	30.00		-4.39		Pass	
HE20	MCS0	2	165	52/40	5825	0.18	0.18	2.22	6.49	6.45	9.50	30.00		-4.39		Pass	
HE20	MCS0	2	165	106/54	5825	0.18	0.18	2.22	6.78	6.88	9.89	30.00		-4.39		Pass	
HE40	MCS0	2	151	Full	5755	0.34	0.34	2.22	2.12	1.66	5.13	30.00		-4.39		Pass	
HE40	MCS0	2	159	Full	5795	0.34	0.34	2.22	2.30	2.04	5.31	30.00		-4.39		Pass	
HE80	MCS0	2	155	Full	5775	0.61	0.00	2.22	-0.98	-1.71	2.03	30.00		-4.39		Pass	



Appendix B. AC Conducted Emission Test Results

Test Engineer :	Amos	Temperature :	25.3~26.2°C
		Relative Humidity :	38~40%
Test Voltage :	120Vac / 60Hz	Phase :	Line
Remark :	All emissions not reported here are more than 10 dB below the prescribed limit.		

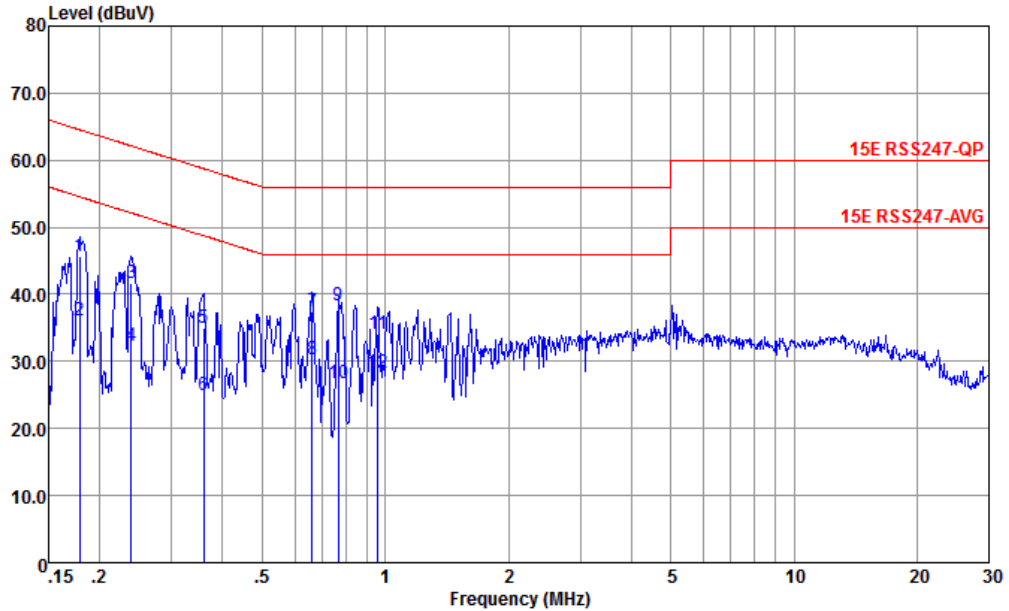


Site : CO01-KS
 Condition : 15E RSS247-QP LISN-060105-L 2023 LINE

	Freq	Level	Over	Limit	Read	LISN	Cable	Remark
	MHz	dBuV	Limit	Line	Level	Factor	Loss	
			dB	dBuV	dBuV	dB	dB	
1	0.180	47.65	-16.85	64.50	37.20	0.04	10.41	QP
2	0.180	36.65	-17.85	54.50	26.20	0.04	10.41	Average
3	0.229	40.92	-21.56	62.48	30.51	0.03	10.38	QP
4	0.229	28.62	-23.86	52.48	18.21	0.03	10.38	Average
5	0.308	35.86	-24.16	60.02	25.49	0.04	10.33	QP
6	0.308	25.56	-24.46	50.02	15.19	0.04	10.33	Average
7	0.419	32.86	-24.60	57.46	22.60	-0.01	10.27	QP
8	0.419	22.56	-24.90	47.46	12.30	-0.01	10.27	Average
9	0.712	38.57	-17.43	56.00	28.50	-0.07	10.14	QP
10 *	0.712	30.27	-15.73	46.00	20.20	-0.07	10.14	Average
11	1.374	31.87	-24.13	56.00	21.91	-0.12	10.08	QP
12	1.374	24.17	-21.83	46.00	14.21	-0.12	10.08	Average



Test Engineer :	Amos	Temperature :	25.3~26.2°C
		Relative Humidity :	38~40%
Test Voltage :	120Vac / 60Hz	Phase :	Neutral
Remark :	All emissions not reported here are more than 10 dB below the prescribed limit.		



Site : CO01-KS
 Condition : 15E RSS247-QP LISN-060105-N 2023 NEUTRAL

	Freq	Level	Over	Limit	Read	LISN	Cable	Remark
	MHz	dBuV	Limit	Line	Level	Factor	Loss	
			dB	dBuV	dBuV	dB	dB	
1	0.179	45.66	-18.89	64.55	35.20	0.05	10.41	QP
2	0.179	36.06	-18.49	54.55	25.60	0.05	10.41	Average
3	0.239	41.59	-20.54	62.13	31.20	0.01	10.38	QP
4	0.239	32.29	-19.84	52.13	21.90	0.01	10.38	Average
5	0.360	35.05	-23.69	58.74	24.80	-0.05	10.30	QP
6	0.360	24.85	-23.89	48.74	14.60	-0.05	10.30	Average
7	0.661	37.38	-18.62	56.00	27.30	-0.07	10.15	QP
8 *	0.661	30.38	-15.62	46.00	20.30	-0.07	10.15	Average
9	0.767	38.24	-17.76	56.00	28.20	-0.08	10.12	QP
10	0.767	26.64	-19.36	46.00	16.60	-0.08	10.12	Average
11	0.958	34.20	-21.80	56.00	24.21	-0.10	10.09	QP
12	0.958	28.20	-17.80	46.00	18.21	-0.10	10.09	Average

Note:

- Level(dBμV) = Read Level(dBμV) + LISN Factor(dB) + Cable Loss(dB)
- Over Limit(dB) = Level(dBμV) – Limit Line(dBμV)



Appendix C. Radiated Spurious Emission Test Data

Test Engineer :	Zhaohui Liang	Relative Humidity :	48~49%
		Temperature :	24-25°C

Radiated Spurious Emission Test Modes

Mode	Band	Band (GHz)	Antenna	Modulation	Channel	Frequency	Data Rate	RU	Remark
Mode 1	U-NII-1	5.15-5.25	CDD 5+7	802.11a	36	5180	6Mbps	-	-
Mode 2	U-NII-1	5.15-5.25	CDD 5+7	802.11a	44	5220	6Mbps	-	-
Mode 3	U-NII-1	5.15-5.25	CDD 5+7	802.11a	48	5240	6Mbps	-	-
Mode 4	U-NII-2A	5.25-5.35	CDD 5+7	802.11a	52	5260	6Mbps	-	-
Mode 5	U-NII-2A	5.25-5.35	CDD 5+7	802.11a	60	5300	6Mbps	-	-
Mode 6	U-NII-2A	5.25-5.35	CDD 5+7	802.11a	64	5320	6Mbps	-	-
Mode 7	U-NII-2C	5.47-5.725	CDD 5+7	802.11a	100	5500	6Mbps	-	-
Mode 8	U-NII-2C	5.47-5.725	CDD 5+7	802.11a	116	5580	6Mbps	-	-
Mode 9	U-NII-2C	5.47-5.725	CDD 5+7	802.11a	140	5700	6Mbps	-	-
Mode 10	U-NII-1	5.15-5.25	CDD 5+7	802.11ax HE20	36	5180	MCS0	Full	-
Mode 11	U-NII-1	5.15-5.25	CDD 5+7	802.11ax HE20	44	5220	MCS0	Full	-
Mode 12	U-NII-1	5.15-5.25	CDD 5+7	802.11ax HE20	48	5240	MCS0	Full	-
Mode 13	U-NII-2A	5.25-5.35	CDD 5+7	802.11ax HE20	52	5260	MCS0	Full	-
Mode 14	U-NII-2A	5.25-5.35	CDD 5+7	802.11ax HE20	60	5300	MCS0	Full	-
Mode 15	U-NII-2A	5.25-5.35	CDD 5+7	802.11ax HE20	64	5320	MCS0	Full	-
Mode 16	U-NII-2C	5.47-5.725	CDD 5+7	802.11ax HE20	100	5500	MCS0	Full	-
Mode 17	U-NII-2C	5.47-5.725	CDD 5+7	802.11ax HE20	116	5580	MCS0	Full	-
Mode 18	U-NII-2C	5.47-5.725	CDD 5+7	802.11ax HE20	140	5700	MCS0	Full	-
Mode 19	U-NII-1	5.15-5.25	CDD 5+7	802.11ax HE20	36	5180	MCS0	Partial	RU26/0
Mode 20	U-NII-2A	5.25-5.35	CDD 5+7	802.11ax HE20	64	5320	MCS0	Partial	RU26/8
Mode 21	U-NII-2C	5.47-5.725	CDD 5+7	802.11ax HE20	100	5500	MCS0	Partial	RU26/0
Mode 22	U-NII-2C	5.47-5.725	CDD 5+7	802.11ax HE20	140	5700	MCS0	Partial	RU26/8
Mode 23	U-NII-1	5.15-5.25	CDD 5+7	802.11ax HE20	36	5180	MCS0	Partial	RU52/37
Mode 24	U-NII-2A	5.25-5.35	CDD 5+7	802.11ax HE20	64	5320	MCS0	Partial	RU52/40
Mode 25	U-NII-2C	5.47-5.725	CDD 5+7	802.11ax HE20	100	5500	MCS0	Partial	RU52/37
Mode 26	U-NII-2C	5.47-5.725	CDD 5+7	802.11ax HE20	140	5700	MCS0	Partial	RU52/40
Mode 27	U-NII-1	5.15-5.25	CDD 5+7	802.11ax HE20	36	5180	MCS0	Partial	RU106/53
Mode 28	U-NII-2A	5.25-5.35	CDD 5+7	802.11ax HE20	64	5320	MCS0	Partial	RU106/54
Mode 29	U-NII-2C	5.47-5.725	CDD 5+7	802.11ax HE20	100	5500	MCS0	Partial	RU106/53
Mode 30	U-NII-2C	5.47-5.725	CDD 5+7	802.11ax HE20	140	5700	MCS0	Partial	RU106/54
Mode 31	U-NII-1	5.15-5.25	CDD 5+7	802.11ax HE40	38	5190	MCS0	Full	-
Mode 32	U-NII-1	5.15-5.25	CDD 5+7	802.11ax HE40	46	5230	MCS0	Full	-
Mode 33	U-NII-2A	5.25-5.35	CDD 5+7	802.11ax HE40	54	5270	MCS0	Full	-
Mode 34	U-NII-2A	5.25-5.35	CDD 5+7	802.11ax HE40	62	5310	MCS0	Full	-
Mode 35	U-NII-2C	5.47-5.725	CDD 5+7	802.11ax HE40	102	5510	MCS0	Full	-
Mode 36	U-NII-2C	5.47-5.725	CDD 5+7	802.11ax HE40	110	5550	MCS0	Full	-
Mode 37	U-NII-2C	5.47-5.725	CDD 5+7	802.11ax HE40	134	5670	MCS0	Full	-
Mode 38	U-NII-1	5.15-5.25	CDD 5+7	802.11ax HE80	42	5210	MCS0	Full	-



Mode 39	U-NII-2A	5.25-5.35	CDD 5+7	802.11ax HE80	58	5290	MCS0	Full	-
Mode 40	U-NII-2C	5.47-5.725	CDD 5+7	802.11ax HE80	106	5530	MCS0	Full	-
Mode 41	U-NII-2C	5.47-5.725	CDD 5+7	802.11ax HE80	122	5610	MCS0	Full	-
Mode 42	U-NII-3	5.725-5.85	CDD 5+7	802.11a	149	5745	6Mbps	-	-
Mode 43	U-NII-3	5.725-5.85	CDD 5+7	802.11a	157	5785	6Mbps	-	-
Mode 44	U-NII-3	5.725-5.85	CDD 5+7	802.11a	165	5825	6Mbps	-	-
Mode 45	U-NII-3	5.725-5.85	CDD 5+7	802.11ax HE20	149	5745	MCS0	Full	-
Mode 46	U-NII-3	5.725-5.85	CDD 5+7	802.11ax HE20	157	5785	MCS0	Full	-
Mode 47	U-NII-3	5.725-5.85	CDD 5+7	802.11ax HE20	165	5825	MCS0	Full	-
Mode 48	U-NII-3	5.725-5.85	CDD 5+7	802.11ax HE40	151	5755	MCS0	Full	-
Mode 49	U-NII-3	5.725-5.85	CDD 5+7	802.11ax HE40	159	5795	MCS0	Full	-
Mode 50	U-NII-3	5.725-5.85	CDD 5+7	802.11ax HE80	155	5775	MCS0	Full	-
Mode 51	U-NII-3	5.725-5.85	CDD 5+7	802.11ax HE20	149	5745	MCS0	Partial	RU26/0
Mode 52	U-NII-3	5.725-5.85	CDD 5+7	802.11ax HE20	165	5825	MCS0	Partial	RU26/8
Mode 53	U-NII-3	5.725-5.85	CDD 5+7	802.11ax HE20	149	5745	MCS0	Partial	RU52/37
Mode 54	U-NII-3	5.725-5.85	CDD 5+7	802.11ax HE20	165	5825	MCS0	Partial	RU52/40
Mode 55	U-NII-3	5.725-5.85	CDD 5+7	802.11ax HE20	149	5745	MCS0	Partial	RU106/53
Mode 56	U-NII-3	5.725-5.85	CDD 5+7	802.11ax HE20	165	5825	MCS0	Partial	RU106/54
Mode 57	UNII 2C-3	5.47-5.85	CDD 5+7	802.11a	144	5720	6Mbps	-	-
Mode 58	UNII 2C-3	5.47-5.85	CDD 5+7	802.11ax HE20	144	5720	MCS0	Full	-
Mode 59	UNII 2C-3	5.47-5.85	CDD 5+7	802.11ax HE40	142	5710	MCS0	Full	-
Mode 60	UNII 2C-3	5.47-5.85	CDD 5+7	802.11ax HE80	138	5690	MCS0	Full	-
Mode 61	U-NII-2C	5.47-5.725	CDD 5+7	802.11ax HE80	122	5610	MCS0	Full	LF
Mode 62	U-NII-3	5.725-5.85	CDD 5+7	802.11ax HE80	155	5775	MCS0	Full	LF

<Co-location>

Mode	Band	Band (GHz)	Antenna	Modulation	Channel	Frequency	Data Rate	RU	Remark
Mode 63	Co-location		4+6	5G NR n48 ULMIMO Link	-	-	-	-	-
			CDD 5+7	802.11ax HE80	122	5610	MCS0	Full	-
			7	Bluetooth LE	38	2478	2Mbps	-	-
Mode 64	Co-location		4+6	5G NR n48 ULMIMO Link	-	-	-	-	-
			CDD 5+7	802.11ax HE80	122	5610	MCS0	Full	-
			CDD 5+7	802.11ax HE40	3	2422	MCS0	-	-



Summary of each worse mode

Mode	Modulation	Ch.	Freq. (MHz)	Level (dBuV/m)	Limit (dBuV/m)	Margin (dB)	Pol.	Peak Avg.	Result	Remark
1	802.11a	36	5149.99	50.62	54.00	-3.38	H	AVERAGE	Pass	Band Edge
1	802.11a	36	10360.00	49.89	68.30	-18.41	V	Peak	Pass	Harmonic
2	802.11a	44	-	-	-	-	-	-	-	Band Edge
2	802.11a	44	10440.00	49.25	68.30	-19.05	V	Peak	Pass	Harmonic
3	802.11a	48	-	-	-	-	-	-	-	Band Edge
3	802.11a	48	10480.00	48.88	68.30	-19.42	V	Peak	Pass	Harmonic
4	802.11a	52	-	-	-	-	-	-	-	Band Edge
4	802.11a	52	10520.00	49.69	68.30	-18.61	V	Peak	Pass	Harmonic
5	802.11a	60	-	-	-	-	-	-	-	Band Edge
5	802.11a	60	15900.00	50.54	74.00	-23.46	H	Peak	Pass	Harmonic
6	802.11a	64	5351.43	46.09	54.00	-7.91	V	AVERAGE	Pass	Band Edge
6	802.11a	64	15960.00	50.73	74.00	-23.27	H	Peak	Pass	Harmonic
7	802.11a	100	5469.93	62.37	68.30	-5.93	H	PEAK	Pass	Band Edge
7	802.11a	100	16500.00	51.32	68.30	-16.98	H	Peak	Pass	Harmonic
8	802.11a	116	-	-	-	-	-	-	-	Band Edge
8	802.11a	116	16740.00	49.09	68.30	-19.21	H	Peak	Pass	Harmonic
9	802.11a	140	5726.82	61.00	68.30	-7.30	V	PEAK	Pass	Band Edge
9	802.11a	140	17100.00	50.42	68.30	-17.88	H	Peak	Pass	Harmonic
10	802.11ax HE20	36	5148.43	49.54	54.00	-4.46	V	AVERAGE	Pass	Band Edge
10	802.11ax HE20	36	10360.00	49.55	68.30	-18.75	V	Peak	Pass	Harmonic
11	802.11ax HE20	44	-	-	-	-	-	-	-	Band Edge
12	802.11ax HE20	48	-	-	-	-	-	-	-	Band Edge
12	802.11ax HE20	48	10480.00	50.19	68.30	-18.11	V	Peak	Pass	Harmonic
13	802.11ax HE20	52	-	-	-	-	-	-	-	Band Edge
13	802.11ax HE20	52	10520.00	48.49	68.30	-19.81	H	Peak	Pass	Harmonic
14	802.11ax HE20	60	-	-	-	-	-	-	-	Band Edge
14	802.11ax HE20	60	15900.00	50.49	74.00	-23.51	H	Peak	Pass	Harmonic
15	802.11ax HE20	64	5352.00	47.22	54.00	-6.78	V	AVERAGE	Pass	Band Edge
15	802.11ax HE20	64	15960.00	50.97	74.00	-23.03	V	Peak	Pass	Harmonic
16	802.11ax HE20	100	5466.18	61.17	68.30	-7.13	V	PEAK	Pass	Band Edge
16	802.11ax HE20	100	16500.00	50.48	68.30	-17.82	V	Peak	Pass	Harmonic
17	802.11ax HE20	116	-	-	-	-	-	-	-	Band Edge
17	802.11ax HE20	116	16740.00	48.49	68.30	-19.81	H	Peak	Pass	Harmonic
18	802.11ax HE20	140	5727.66	57.57	68.30	-10.73	V	PEAK	Pass	Band Edge
18	802.11ax HE20	140	17100.00	50.66	68.30	-17.64	V	Peak	Pass	Harmonic
19	802.11ax HE20	36	5127.01	43.31	54.00	-10.69	H	AVERAGE	Pass	Band Edge
19	802.11ax HE20	36	-	-	-	-	-	-	-	Harmonic
20	802.11ax HE20	64	5353.25	42.38	54.00	-11.62	H	AVERAGE	Pass	Band Edge
20	802.11ax HE20	64	-	-	-	-	-	-	-	Harmonic
21	802.11ax HE20	100	5458.54	42.44	54.00	-11.56	H	AVERAGE	Pass	Band Edge
21	802.11ax HE20	100	-	-	-	-	-	-	-	Harmonic
22	802.11ax HE20	140	5734.68	53.71	68.30	-14.59	V	PEAK	Pass	Band Edge
22	802.11ax HE20	140	-	-	-	-	-	-	-	Harmonic
23	802.11ax HE20	36	5109.17	43.65	54.00	-10.35	H	AVERAGE	Pass	Band Edge



23	802.11ax HE20	36	-	-	-	-	-	-	-	Harmonic
24	802.11ax HE20	64	5352.42	42.95	54.00	-11.05	H	AVERAGE	Pass	Band Edge
24	802.11ax HE20	64	-	-	-	-	-	-	-	Harmonic
25	802.11ax HE20	100	5459.29	43.07	54.00	-10.93	H	AVERAGE	Pass	Band Edge
25	802.11ax HE20	100	-	-	-	-	-	-	-	Harmonic
26	802.11ax HE20	140	5731.56	55.08	68.30	-13.22	V	PEAK	Pass	Band Edge
26	802.11ax HE20	140	-	-	-	-	-	-	-	Harmonic
27	802.11ax HE20	36	5149.96	45.28	54.00	-8.72	H	AVERAGE	Pass	Band Edge
27	802.11ax HE20	36	-	-	-	-	-	-	-	Harmonic
28	802.11ax HE20	64	5350.59	45.18	54.00	-8.82	H	AVERAGE	Pass	Band Edge
28	802.11ax HE20	64	-	-	-	-	-	-	-	Harmonic
29	802.11ax HE20	100	5469.93	60.03	68.30	-8.27	H	PEAK	Pass	Band Edge
29	802.11ax HE20	100	-	-	-	-	-	-	-	Harmonic
30	802.11ax HE20	140	5725.97	61.92	68.30	-6.38	V	PEAK	Pass	Band Edge
30	802.11ax HE20	140	-	-	-	-	-	-	-	Harmonic
31	802.11ax HE40	38	5147.46	48.00	54.00	-6.00	V	AVERAGE	Pass	Band Edge
31	802.11ax HE40	38	10380.00	49.86	68.30	-18.44	H	Peak	Pass	Harmonic
32	802.11ax HE40	46	5148.72	46.76	54.00	-7.24	V	AVERAGE	Pass	Band Edge
32	802.11ax HE40	46	10460.00	50.27	68.30	-18.03	H	Peak	Pass	Harmonic
33	802.11ax HE40	54	5350.01	48.04	54.00	-5.96	V	AVERAGE	Pass	Band Edge
33	802.11ax HE40	54	10540.00	49.97	68.30	-18.33	V	Peak	Pass	Harmonic
34	802.11ax HE40	62	5354.79	49.38	54.00	-4.62	V	AVERAGE	Pass	Band Edge
34	802.11ax HE40	62	15930.00	50.89	74.00	-23.11	H	Peak	Pass	Harmonic
35	802.11ax HE40	102	5469.14	63.18	68.30	-5.12	V	PEAK	Pass	Band Edge
35	802.11ax HE40	102	16530.00	52.16	68.30	-16.14	V	Peak	Pass	Harmonic
36	802.11ax HE40	110	5458.72	44.86	54.00	-9.14	V	AVERAGE	Pass	Band Edge
36	802.11ax HE40	110	16650.00	50.92	68.30	-17.38	H	Peak	Pass	Harmonic
37	802.11ax HE40	134	5726.95	60.97	68.30	-7.33	V	PEAK	Pass	Band Edge
37	802.11ax HE40	134	17010.00	50.72	68.30	-17.58	H	Peak	Pass	Harmonic
38	802.11ax HE80	42	5146.06	50.39	54.00	-3.61	V	AVERAGE	Pass	Band Edge
38	802.11ax HE80	42	10420.00	49.24	68.30	-19.06	V	Peak	Pass	Harmonic
39	802.11ax HE80	58	5350.62	50.52	54.00	-3.48	V	AVERAGE	Pass	Band Edge
39	802.11ax HE80	58	10580.00	50.01	68.30	-18.29	H	Peak	Pass	Harmonic
40	802.11ax HE80	106	5453.77	50.54	54.00	-3.46	V	AVERAGE	Pass	Band Edge
40	802.11ax HE80	106	16590.00	50.93	68.30	-17.37	H	Peak	Pass	Harmonic
41	802.11ax HE80	122	5459.36	50.66	54.00	-3.34	V	AVERAGE	Pass	Band Edge
41	802.11ax HE80	122	16830.00	49.65	68.30	-18.65	H	Peak	Pass	Harmonic
42	802.11a	149	5645.02	53.69	68.30	-14.61	H	PEAK	Pass	Band Edge
42	802.11a	149	17235.00	49.96	68.30	-18.34	H	Peak	Pass	Harmonic
43	802.11a	157	-	-	-	-	-	-	-	Band Edge
43	802.11a	157	17355.00	50.50	68.30	-17.80	V	Peak	Pass	Harmonic
44	802.11a	165	5929.33	53.54	68.30	-14.76	V	PEAK	Pass	Band Edge
44	802.11a	165	17475.00	50.06	68.30	-18.24	H	Peak	Pass	Harmonic
45	802.11ax HE20	149	5600.36	54.62	68.30	-13.68	V	PEAK	Pass	Band Edge
45	802.11ax HE20	149	17235.00	49.96	68.30	-18.34	V	Peak	Pass	Harmonic
46	802.11ax HE20	157	-	-	-	-	-	-	-	Band Edge



46	802.11ax HE20	157	17355.00	50.21	68.30	-18.09	V	Peak	Pass	Harmonic
47	802.11ax HE20	165	5929.08	53.15	68.30	-15.15	H	PEAK	Pass	Band Edge
47	802.11ax HE20	165	17475.00	50.46	68.30	-17.84	V	Peak	Pass	Harmonic
48	802.11ax HE40	151	5647.82	55.22	68.30	-13.08	H	PEAK	Pass	Band Edge
48	802.11ax HE40	151	17265.00	50.74	68.30	-17.56	H	Peak	Pass	Harmonic
49	802.11ax HE40	159	5626.62	53.70	68.30	-14.60	H	PEAK	Pass	Band Edge
49	802.11ax HE40	159	17385.00	50.10	68.30	-18.20	H	Peak	Pass	Harmonic
50	802.11ax HE80	155	5619.36	64.58	68.30	-3.72	V	PEAK	Pass	Band Edge
50	802.11ax HE80	155	17325.00	51.10	68.30	-17.20	V	Peak	Pass	Harmonic
51	802.11ax HE20	149	5619.65	53.69	68.30	-14.61	V	PEAK	Pass	Band Edge
51	802.11ax HE20	149	-	-	-	-	-	-	-	Harmonic
52	802.11ax HE20	165	5946.83	53.25	68.30	-15.05	H	PEAK	Pass	Band Edge
52	802.11ax HE20	165	-	-	-	-	-	-	-	Harmonic
53	802.11ax HE20	149	5623.14	54.24	68.30	-14.06	V	PEAK	Pass	Band Edge
53	802.11ax HE20	149	-	-	-	-	-	-	-	Harmonic
54	802.11ax HE20	165	5936.69	53.50	68.30	-14.80	H	PEAK	Pass	Band Edge
54	802.11ax HE20	165	-	-	-	-	-	-	-	Harmonic
55	802.11ax HE20	149	5636.77	54.14	68.30	-14.16	H	PEAK	Pass	Band Edge
55	802.11ax HE20	149	-	-	-	-	-	-	-	Harmonic
56	802.11ax HE20	165	5941.69	53.23	68.30	-15.07	H	PEAK	Pass	Band Edge
56	802.11ax HE20	165	-	-	-	-	-	-	-	Harmonic
57	802.11a	144	-	-	-	-	-	-	-	Band Edge
57	802.11a	144	17160.00	51.03	68.30	-17.27	H	Peak	Pass	Harmonic
58	802.11ax HE20	144	-	-	-	-	-	-	-	Band Edge
58	802.11ax HE20	144	17160.00	50.57	68.30	-17.73	V	Peak	Pass	Harmonic
59	802.11ax HE40	142	-	-	-	-	-	-	-	Band Edge
59	802.11ax HE40	142	17130.00	50.83	68.30	-17.47	V	Peak	Pass	Harmonic
60	802.11ax HE80	138	-	-	-	-	-	-	-	Band Edge
60	802.11ax HE80	138	17070.00	50.66	68.30	-17.64	V	Peak	Pass	Harmonic
61	802.11ax HE80	122	84.32	34.25	40	-5.75	V	Peak	Pass	Band Edge
62	802.11ax HE80	155	87.23	34.02	40	-5.98	V	Peak	Pass	LF

<Co-location>

Mode	Modulation	Ch.	Freq. (MHz)	Level (dBuV/m)	Limit (dBuV/m)	Margin (dB)	Pol.	Peak Avg.	Result	Remark
63	Co-location	122	5453.44	50.30	54.00	-3.70	V	Average	Pass	Band Edge
63		122	16830.00	49.87	68.30	-18.43	H	Peak	Pass	Harmonic
64	Co-location	3	2389.52	50.61	54.00	-3.39	H	Average	Pass	Band Edge
64		122	16830.00	50.90	68.30	-17.40	H	Peak	Pass	Harmonic



Mode	1																																																																											
	Band Edge																																																																											
	U-NII-1_5.15-5.25_802.11a_CH36_5180MHz																																																																											
ANT	CDD 5+7																																																																											
Pol.	Horizontal	Fundamental																																																																										
Peak	<table border="1"> <thead> <tr> <th>Limit Margin</th> <th>Read</th> <th>Ant</th> <th>Cable</th> <th>Preamp</th> <th>APos</th> <th>TPos</th> <th>Remark</th> </tr> <tr> <th>Freq</th> <th>Level</th> <th>Line</th> <th>(dB)</th> <th>Level</th> <th>Factor</th> <th>Loss Factor</th> <th></th> </tr> <tr> <th>MHz</th> <th>dBuV/m</th> <th>dBuV/m</th> <th>dBuV</th> <th>dB/m</th> <th>dB</th> <th>dB</th> <th>cm</th> <th>deg</th> </tr> </thead> <tbody> <tr> <td>1</td> <td>5149.99</td> <td>61.93</td> <td>74.00</td> <td>-12.07</td> <td>47.76</td> <td>34.87</td> <td>11.08</td> <td>31.78</td> <td>322</td> <td>64</td> <td>PEAK</td> </tr> </tbody> </table>	Limit Margin	Read	Ant	Cable	Preamp	APos	TPos	Remark	Freq	Level	Line	(dB)	Level	Factor	Loss Factor		MHz	dBuV/m	dBuV/m	dBuV	dB/m	dB	dB	cm	deg	1	5149.99	61.93	74.00	-12.07	47.76	34.87	11.08	31.78	322	64	PEAK	<table border="1"> <thead> <tr> <th>Limit Margin</th> <th>Read</th> <th>Ant</th> <th>Cable</th> <th>Preamp</th> <th>APos</th> <th>TPos</th> <th>Remark</th> </tr> <tr> <th>Freq</th> <th>Level</th> <th>Line</th> <th>(dB)</th> <th>Level</th> <th>Factor</th> <th>Loss Factor</th> <th></th> </tr> <tr> <th>MHz</th> <th>dBuV/m</th> <th>dBuV/m</th> <th>dB</th> <th>dBuV</th> <th>dB/m</th> <th>dB</th> <th>cm</th> <th>deg</th> </tr> </thead> <tbody> <tr> <td>1</td> <td>5180.00</td> <td>107.54</td> <td>-----</td> <td>-----</td> <td>93.43</td> <td>34.86</td> <td>11.07</td> <td>31.82</td> <td>322</td> <td>64</td> <td>PEAK</td> </tr> </tbody> </table>	Limit Margin	Read	Ant	Cable	Preamp	APos	TPos	Remark	Freq	Level	Line	(dB)	Level	Factor	Loss Factor		MHz	dBuV/m	dBuV/m	dB	dBuV	dB/m	dB	cm	deg	1	5180.00	107.54	-----	-----	93.43	34.86	11.07	31.82	322	64	PEAK
	Limit Margin	Read	Ant	Cable	Preamp	APos	TPos	Remark																																																																				
Freq	Level	Line	(dB)	Level	Factor	Loss Factor																																																																						
MHz	dBuV/m	dBuV/m	dBuV	dB/m	dB	dB	cm	deg																																																																				
1	5149.99	61.93	74.00	-12.07	47.76	34.87	11.08	31.78	322	64	PEAK																																																																	
Limit Margin	Read	Ant	Cable	Preamp	APos	TPos	Remark																																																																					
Freq	Level	Line	(dB)	Level	Factor	Loss Factor																																																																						
MHz	dBuV/m	dBuV/m	dB	dBuV	dB/m	dB	cm	deg																																																																				
1	5180.00	107.54	-----	-----	93.43	34.86	11.07	31.82	322	64	PEAK																																																																	
Avg	<table border="1"> <thead> <tr> <th>Limit Margin</th> <th>Read</th> <th>Ant</th> <th>Cable</th> <th>Preamp</th> <th>APos</th> <th>TPos</th> <th>Remark</th> </tr> <tr> <th>Freq</th> <th>Level</th> <th>Line</th> <th>(dB)</th> <th>Level</th> <th>Factor</th> <th>Loss Factor</th> <th></th> </tr> <tr> <th>MHz</th> <th>dBuV/m</th> <th>dBuV/m</th> <th>dB</th> <th>dBuV</th> <th>dB/m</th> <th>dB</th> <th>cm</th> <th>deg</th> </tr> </thead> <tbody> <tr> <td>1</td> <td>5149.99</td> <td>50.62</td> <td>54.00</td> <td>-3.38</td> <td>36.45</td> <td>34.87</td> <td>11.08</td> <td>31.78</td> <td>322</td> <td>64</td> <td>AVERAGE</td> </tr> </tbody> </table>	Limit Margin	Read	Ant	Cable	Preamp	APos	TPos	Remark	Freq	Level	Line	(dB)	Level	Factor	Loss Factor		MHz	dBuV/m	dBuV/m	dB	dBuV	dB/m	dB	cm	deg	1	5149.99	50.62	54.00	-3.38	36.45	34.87	11.08	31.78	322	64	AVERAGE	<table border="1"> <thead> <tr> <th>Limit Margin</th> <th>Read</th> <th>Ant</th> <th>Cable</th> <th>Preamp</th> <th>APos</th> <th>TPos</th> <th>Remark</th> </tr> <tr> <th>Freq</th> <th>Level</th> <th>Line</th> <th>(dB)</th> <th>Level</th> <th>Factor</th> <th>Loss Factor</th> <th></th> </tr> <tr> <th>MHz</th> <th>dBuV/m</th> <th>dBuV/m</th> <th>dB</th> <th>dBuV</th> <th>dB/m</th> <th>dB</th> <th>cm</th> <th>deg</th> </tr> </thead> <tbody> <tr> <td>1</td> <td>5180.00</td> <td>101.82</td> <td>-----</td> <td>-----</td> <td>87.71</td> <td>34.86</td> <td>11.07</td> <td>31.82</td> <td>322</td> <td>64</td> <td>AVERAGE</td> </tr> </tbody> </table>	Limit Margin	Read	Ant	Cable	Preamp	APos	TPos	Remark	Freq	Level	Line	(dB)	Level	Factor	Loss Factor		MHz	dBuV/m	dBuV/m	dB	dBuV	dB/m	dB	cm	deg	1	5180.00	101.82	-----	-----	87.71	34.86	11.07	31.82	322	64	AVERAGE
Limit Margin	Read	Ant	Cable	Preamp	APos	TPos	Remark																																																																					
Freq	Level	Line	(dB)	Level	Factor	Loss Factor																																																																						
MHz	dBuV/m	dBuV/m	dB	dBuV	dB/m	dB	cm	deg																																																																				
1	5149.99	50.62	54.00	-3.38	36.45	34.87	11.08	31.78	322	64	AVERAGE																																																																	
Limit Margin	Read	Ant	Cable	Preamp	APos	TPos	Remark																																																																					
Freq	Level	Line	(dB)	Level	Factor	Loss Factor																																																																						
MHz	dBuV/m	dBuV/m	dB	dBuV	dB/m	dB	cm	deg																																																																				
1	5180.00	101.82	-----	-----	87.71	34.86	11.07	31.82	322	64	AVERAGE																																																																	



Mode	1																																																																																	
	Band Edge																																																																																	
	U-NII-1_5.15-5.25_802.11a_CH36_5180MHz																																																																																	
ANT	CDD 5+7																																																																																	
Pol.	Vertical	Fundamental																																																																																
Peak	<table border="1"> <thead> <tr> <th>Limit</th> <th>Margin</th> <th>Read</th> <th>Ant</th> <th>Cable</th> <th>Preamp</th> <th>APos</th> <th>TPos</th> <th>Remark</th> </tr> <tr> <th>Freq</th> <th>Level</th> <th>Line</th> <th>(dB)</th> <th>Level</th> <th>Factor</th> <th>Loss</th> <th>Factor</th> <th></th> </tr> <tr> <th>MHz</th> <th>dBuV/m</th> <th>dBuV/m</th> <th>dB</th> <th>dBuV</th> <th>dB/m</th> <th>dB</th> <th>dB</th> <th>cm</th> <th>deg</th> </tr> </thead> <tbody> <tr> <td>1</td> <td>5148.97</td> <td>63.66</td> <td>74.00</td> <td>-10.34</td> <td>49.48</td> <td>34.87</td> <td>11.09</td> <td>31.78</td> <td>331</td> <td>249</td> <td>PEAK</td> </tr> </tbody> </table>	Limit	Margin	Read	Ant	Cable	Preamp	APos	TPos	Remark	Freq	Level	Line	(dB)	Level	Factor	Loss	Factor		MHz	dBuV/m	dBuV/m	dB	dBuV	dB/m	dB	dB	cm	deg	1	5148.97	63.66	74.00	-10.34	49.48	34.87	11.09	31.78	331	249	PEAK	<table border="1"> <thead> <tr> <th>Limit</th> <th>Margin</th> <th>Read</th> <th>Ant</th> <th>Cable</th> <th>Preamp</th> <th>APos</th> <th>TPos</th> <th>Remark</th> </tr> <tr> <th>Freq</th> <th>Level</th> <th>Line</th> <th>(dB)</th> <th>Level</th> <th>Factor</th> <th>Loss</th> <th>Factor</th> <th></th> </tr> <tr> <th>MHz</th> <th>dBuV/m</th> <th>dBuV/m</th> <th>dB</th> <th>dBuV</th> <th>dB/m</th> <th>dB</th> <th>dB</th> <th>cm</th> <th>deg</th> </tr> </thead> <tbody> <tr> <td>1</td> <td>5180.00</td> <td>108.88</td> <td>-----</td> <td>-----</td> <td>94.77</td> <td>34.86</td> <td>11.07</td> <td>31.82</td> <td>331</td> <td>249</td> <td>PEAK</td> </tr> </tbody> </table>	Limit	Margin	Read	Ant	Cable	Preamp	APos	TPos	Remark	Freq	Level	Line	(dB)	Level	Factor	Loss	Factor		MHz	dBuV/m	dBuV/m	dB	dBuV	dB/m	dB	dB	cm	deg	1	5180.00	108.88	-----	-----	94.77	34.86	11.07	31.82	331	249	PEAK
	Limit	Margin	Read	Ant	Cable	Preamp	APos	TPos	Remark																																																																									
Freq	Level	Line	(dB)	Level	Factor	Loss	Factor																																																																											
MHz	dBuV/m	dBuV/m	dB	dBuV	dB/m	dB	dB	cm	deg																																																																									
1	5148.97	63.66	74.00	-10.34	49.48	34.87	11.09	31.78	331	249	PEAK																																																																							
Limit	Margin	Read	Ant	Cable	Preamp	APos	TPos	Remark																																																																										
Freq	Level	Line	(dB)	Level	Factor	Loss	Factor																																																																											
MHz	dBuV/m	dBuV/m	dB	dBuV	dB/m	dB	dB	cm	deg																																																																									
1	5180.00	108.88	-----	-----	94.77	34.86	11.07	31.82	331	249	PEAK																																																																							
Avg	<table border="1"> <thead> <tr> <th>Limit</th> <th>Margin</th> <th>Read</th> <th>Ant</th> <th>Cable</th> <th>Preamp</th> <th>APos</th> <th>TPos</th> <th>Remark</th> </tr> <tr> <th>Freq</th> <th>Level</th> <th>Line</th> <th>(dB)</th> <th>Level</th> <th>Factor</th> <th>Loss</th> <th>Factor</th> <th></th> </tr> <tr> <th>MHz</th> <th>dBuV/m</th> <th>dBuV/m</th> <th>dB</th> <th>dBuV</th> <th>dB/m</th> <th>dB</th> <th>dB</th> <th>cm</th> <th>deg</th> </tr> </thead> <tbody> <tr> <td>1</td> <td>5149.85</td> <td>50.55</td> <td>54.00</td> <td>-3.45</td> <td>36.37</td> <td>34.87</td> <td>11.09</td> <td>31.78</td> <td>331</td> <td>249</td> <td>AVERAGE</td> </tr> </tbody> </table>	Limit	Margin	Read	Ant	Cable	Preamp	APos	TPos	Remark	Freq	Level	Line	(dB)	Level	Factor	Loss	Factor		MHz	dBuV/m	dBuV/m	dB	dBuV	dB/m	dB	dB	cm	deg	1	5149.85	50.55	54.00	-3.45	36.37	34.87	11.09	31.78	331	249	AVERAGE	<table border="1"> <thead> <tr> <th>Limit</th> <th>Margin</th> <th>Read</th> <th>Ant</th> <th>Cable</th> <th>Preamp</th> <th>APos</th> <th>TPos</th> <th>Remark</th> </tr> <tr> <th>Freq</th> <th>Level</th> <th>Line</th> <th>(dB)</th> <th>Level</th> <th>Factor</th> <th>Loss</th> <th>Factor</th> <th></th> </tr> <tr> <th>MHz</th> <th>dBuV/m</th> <th>dBuV/m</th> <th>dB</th> <th>dBuV</th> <th>dB/m</th> <th>dB</th> <th>dB</th> <th>cm</th> <th>deg</th> </tr> </thead> <tbody> <tr> <td>1</td> <td>5180.00</td> <td>102.66</td> <td>-----</td> <td>-----</td> <td>88.55</td> <td>34.86</td> <td>11.07</td> <td>31.82</td> <td>331</td> <td>249</td> <td>AVERAGE</td> </tr> </tbody> </table>	Limit	Margin	Read	Ant	Cable	Preamp	APos	TPos	Remark	Freq	Level	Line	(dB)	Level	Factor	Loss	Factor		MHz	dBuV/m	dBuV/m	dB	dBuV	dB/m	dB	dB	cm	deg	1	5180.00	102.66	-----	-----	88.55	34.86	11.07	31.82	331	249	AVERAGE
Limit	Margin	Read	Ant	Cable	Preamp	APos	TPos	Remark																																																																										
Freq	Level	Line	(dB)	Level	Factor	Loss	Factor																																																																											
MHz	dBuV/m	dBuV/m	dB	dBuV	dB/m	dB	dB	cm	deg																																																																									
1	5149.85	50.55	54.00	-3.45	36.37	34.87	11.09	31.78	331	249	AVERAGE																																																																							
Limit	Margin	Read	Ant	Cable	Preamp	APos	TPos	Remark																																																																										
Freq	Level	Line	(dB)	Level	Factor	Loss	Factor																																																																											
MHz	dBuV/m	dBuV/m	dB	dBuV	dB/m	dB	dB	cm	deg																																																																									
1	5180.00	102.66	-----	-----	88.55	34.86	11.07	31.82	331	249	AVERAGE																																																																							



Mode	1																																																																																				
	Harmonic																																																																																				
	U-NII-1_5.15-5.25_802.11a_CH36_5180MHz																																																																																				
ANT	CDD 5+7																																																																																				
Pol.	Horizontal	Vertical																																																																																			
Peak Avg	<p>Date: 2024-03-07</p>	<p>Date: 2024-03-07</p>																																																																																			
	<table border="1"> <thead> <tr> <th>Limit</th> <th>Read</th> <th>Ant</th> <th>Cable</th> <th>Preamp</th> <th>APos</th> <th>TPos</th> <th>Remark</th> </tr> <tr> <th>Freq</th> <th>Level</th> <th>Line Margin</th> <th>Level Factor</th> <th>Loss Factor</th> <th></th> <th></th> <th></th> </tr> <tr> <th>MHz</th> <th>dBuV/m</th> <th>dBuV/m</th> <th>dB</th> <th>dBuV</th> <th>dB/m</th> <th>dB</th> <th>dB</th> </tr> </thead> <tbody> <tr> <td>1 10360.00</td> <td>49.17</td> <td>68.30</td> <td>-19.13</td> <td>46.35</td> <td>39.44</td> <td>14.15</td> <td>50.77</td> <td>-- -- Peak</td> </tr> <tr> <td>2 15540.00</td> <td>48.95</td> <td>74.00</td> <td>-25.05</td> <td>41.71</td> <td>41.82</td> <td>16.85</td> <td>51.43</td> <td>-- -- Peak</td> </tr> </tbody> </table>	Limit	Read	Ant	Cable	Preamp	APos	TPos	Remark	Freq	Level	Line Margin	Level Factor	Loss Factor				MHz	dBuV/m	dBuV/m	dB	dBuV	dB/m	dB	dB	1 10360.00	49.17	68.30	-19.13	46.35	39.44	14.15	50.77	-- -- Peak	2 15540.00	48.95	74.00	-25.05	41.71	41.82	16.85	51.43	-- -- Peak	<table border="1"> <thead> <tr> <th>Limit</th> <th>Read</th> <th>Ant</th> <th>Cable</th> <th>Preamp</th> <th>APos</th> <th>TPos</th> <th>Remark</th> </tr> <tr> <th>Freq</th> <th>Level</th> <th>Line Margin</th> <th>Level Factor</th> <th>Loss Factor</th> <th></th> <th></th> <th></th> </tr> <tr> <th>MHz</th> <th>dBuV/m</th> <th>dBuV/m</th> <th>dB</th> <th>dBuV</th> <th>dB/m</th> <th>dB</th> <th>dB</th> </tr> </thead> <tbody> <tr> <td>1 10360.00</td> <td>49.89</td> <td>68.30</td> <td>-18.41</td> <td>47.07</td> <td>39.44</td> <td>14.15</td> <td>50.77</td> <td>-- -- Peak</td> </tr> <tr> <td>2 15540.00</td> <td>49.62</td> <td>74.00</td> <td>-24.38</td> <td>42.38</td> <td>41.82</td> <td>16.85</td> <td>51.43</td> <td>-- -- Peak</td> </tr> </tbody> </table>	Limit	Read	Ant	Cable	Preamp	APos	TPos	Remark	Freq	Level	Line Margin	Level Factor	Loss Factor				MHz	dBuV/m	dBuV/m	dB	dBuV	dB/m	dB	dB	1 10360.00	49.89	68.30	-18.41	47.07	39.44	14.15	50.77	-- -- Peak	2 15540.00	49.62	74.00	-24.38	42.38	41.82	16.85	51.43
Limit	Read	Ant	Cable	Preamp	APos	TPos	Remark																																																																														
Freq	Level	Line Margin	Level Factor	Loss Factor																																																																																	
MHz	dBuV/m	dBuV/m	dB	dBuV	dB/m	dB	dB																																																																														
1 10360.00	49.17	68.30	-19.13	46.35	39.44	14.15	50.77	-- -- Peak																																																																													
2 15540.00	48.95	74.00	-25.05	41.71	41.82	16.85	51.43	-- -- Peak																																																																													
Limit	Read	Ant	Cable	Preamp	APos	TPos	Remark																																																																														
Freq	Level	Line Margin	Level Factor	Loss Factor																																																																																	
MHz	dBuV/m	dBuV/m	dB	dBuV	dB/m	dB	dB																																																																														
1 10360.00	49.89	68.30	-18.41	47.07	39.44	14.15	50.77	-- -- Peak																																																																													
2 15540.00	49.62	74.00	-24.38	42.38	41.82	16.85	51.43	-- -- Peak																																																																													



Mode	2																																																																																																		
	Harmonic																																																																																																		
	U-NII-1_5.15-5.25_802.11a_CH44_5220MHz																																																																																																		
ANT	CDD 5+7																																																																																																		
Pol.	Horizontal	Vertical																																																																																																	
Peak Avg	<p>Date: 2024-03-07</p>	<p>Date: 2024-03-07</p>																																																																																																	
	<table border="1"> <thead> <tr> <th>Limit</th> <th>Read</th> <th>Ant</th> <th>Cable</th> <th>Preamp</th> <th>Apos</th> <th>TPos</th> <th>Remark</th> </tr> <tr> <th>Freq</th> <th>Level</th> <th>Line Margin</th> <th>Level</th> <th>Factor</th> <th>Loss Factor</th> <th></th> <th></th> </tr> <tr> <th>MHz</th> <th>dBuV/m</th> <th>dBuV/m</th> <th>dB</th> <th>dBuV</th> <th>dB/m</th> <th>dB</th> <th>cm</th> <th>deg</th> </tr> </thead> <tbody> <tr> <td>1</td> <td>10440.00</td> <td>47.85</td> <td>68.30</td> <td>-20.45</td> <td>44.96</td> <td>39.48</td> <td>14.20</td> <td>50.79</td> <td>--</td> <td>--</td> <td>Peak</td> </tr> <tr> <td>2</td> <td>15660.00</td> <td>49.44</td> <td>74.00</td> <td>-24.56</td> <td>42.13</td> <td>41.90</td> <td>16.94</td> <td>51.53</td> <td>--</td> <td>--</td> <td>Peak</td> </tr> </tbody> </table>	Limit	Read	Ant	Cable	Preamp	Apos	TPos	Remark	Freq	Level	Line Margin	Level	Factor	Loss Factor			MHz	dBuV/m	dBuV/m	dB	dBuV	dB/m	dB	cm	deg	1	10440.00	47.85	68.30	-20.45	44.96	39.48	14.20	50.79	--	--	Peak	2	15660.00	49.44	74.00	-24.56	42.13	41.90	16.94	51.53	--	--	Peak	<table border="1"> <thead> <tr> <th>Limit</th> <th>Read</th> <th>Ant</th> <th>Cable</th> <th>Preamp</th> <th>Apos</th> <th>TPos</th> <th>Remark</th> </tr> <tr> <th>Freq</th> <th>Level</th> <th>Line Margin</th> <th>Level</th> <th>Factor</th> <th>Loss Factor</th> <th></th> <th></th> </tr> <tr> <th>MHz</th> <th>dBuV/m</th> <th>dBuV/m</th> <th>dB</th> <th>dBuV</th> <th>dB/m</th> <th>dB</th> <th>cm</th> <th>deg</th> </tr> </thead> <tbody> <tr> <td>1</td> <td>10440.00</td> <td>49.25</td> <td>68.30</td> <td>-19.05</td> <td>46.36</td> <td>39.48</td> <td>14.20</td> <td>50.79</td> <td>--</td> <td>--</td> <td>Peak</td> </tr> <tr> <td>2</td> <td>15660.00</td> <td>48.92</td> <td>74.00</td> <td>-25.08</td> <td>41.61</td> <td>41.90</td> <td>16.94</td> <td>51.53</td> <td>--</td> <td>--</td> <td>Peak</td> </tr> </tbody> </table>	Limit	Read	Ant	Cable	Preamp	Apos	TPos	Remark	Freq	Level	Line Margin	Level	Factor	Loss Factor			MHz	dBuV/m	dBuV/m	dB	dBuV	dB/m	dB	cm	deg	1	10440.00	49.25	68.30	-19.05	46.36	39.48	14.20	50.79	--	--	Peak	2	15660.00	48.92	74.00	-25.08	41.61	41.90	16.94	51.53	--	--
Limit	Read	Ant	Cable	Preamp	Apos	TPos	Remark																																																																																												
Freq	Level	Line Margin	Level	Factor	Loss Factor																																																																																														
MHz	dBuV/m	dBuV/m	dB	dBuV	dB/m	dB	cm	deg																																																																																											
1	10440.00	47.85	68.30	-20.45	44.96	39.48	14.20	50.79	--	--	Peak																																																																																								
2	15660.00	49.44	74.00	-24.56	42.13	41.90	16.94	51.53	--	--	Peak																																																																																								
Limit	Read	Ant	Cable	Preamp	Apos	TPos	Remark																																																																																												
Freq	Level	Line Margin	Level	Factor	Loss Factor																																																																																														
MHz	dBuV/m	dBuV/m	dB	dBuV	dB/m	dB	cm	deg																																																																																											
1	10440.00	49.25	68.30	-19.05	46.36	39.48	14.20	50.79	--	--	Peak																																																																																								
2	15660.00	48.92	74.00	-25.08	41.61	41.90	16.94	51.53	--	--	Peak																																																																																								



Mode	3																																																																																																
	Harmonic																																																																																																
	U-NII-1_5.15-5.25_802.11a_CH48_5240MHz																																																																																																
ANT	CDD 5+7																																																																																																
Pol.	Horizontal	Vertical																																																																																															
Peak Avg	<p>Date: 2024-03-07</p>	<p>Date: 2024-03-07</p>																																																																																															
	<table border="1"> <thead> <tr> <th>Limit</th> <th>Read</th> <th>Ant</th> <th>Cable</th> <th>Preamp</th> <th>Apos</th> <th>TPos</th> <th>Remark</th> </tr> <tr> <th>Freq</th> <th>Level</th> <th>Line Margin</th> <th>Level</th> <th>Factor</th> <th>Loss Factor</th> <th></th> <th></th> </tr> <tr> <th>MHz</th> <th>dBuV/m</th> <th>dBuV/m</th> <th>dB</th> <th>dBuV</th> <th>dB/m</th> <th>dB</th> <th>dB</th> </tr> </thead> <tbody> <tr> <td>1</td> <td>10480.00</td> <td>48.29</td> <td>68.30</td> <td>-20.01</td> <td>45.37</td> <td>39.49</td> <td>14.23</td> <td>50.80</td> <td>--</td> <td>--</td> <td>Peak</td> </tr> <tr> <td>2</td> <td>15720.00</td> <td>48.96</td> <td>74.00</td> <td>-25.04</td> <td>41.62</td> <td>41.93</td> <td>16.99</td> <td>51.58</td> <td>--</td> <td>--</td> <td>Peak</td> </tr> </tbody> </table>	Limit	Read	Ant	Cable	Preamp	Apos	TPos	Remark	Freq	Level	Line Margin	Level	Factor	Loss Factor			MHz	dBuV/m	dBuV/m	dB	dBuV	dB/m	dB	dB	1	10480.00	48.29	68.30	-20.01	45.37	39.49	14.23	50.80	--	--	Peak	2	15720.00	48.96	74.00	-25.04	41.62	41.93	16.99	51.58	--	--	Peak	<table border="1"> <thead> <tr> <th>Limit</th> <th>Read</th> <th>Ant</th> <th>Cable</th> <th>Preamp</th> <th>Apos</th> <th>TPos</th> <th>Remark</th> </tr> <tr> <th>Freq</th> <th>Level</th> <th>Line Margin</th> <th>Level</th> <th>Factor</th> <th>Loss Factor</th> <th></th> <th></th> </tr> <tr> <th>MHz</th> <th>dBuV/m</th> <th>dBuV/m</th> <th>dB</th> <th>dBuV</th> <th>dB/m</th> <th>dB</th> <th>dB</th> </tr> </thead> <tbody> <tr> <td>1</td> <td>10480.00</td> <td>48.88</td> <td>68.30</td> <td>-19.42</td> <td>45.96</td> <td>39.49</td> <td>14.23</td> <td>50.80</td> <td>--</td> <td>--</td> <td>Peak</td> </tr> <tr> <td>2</td> <td>15720.00</td> <td>48.36</td> <td>74.00</td> <td>-25.64</td> <td>41.02</td> <td>41.93</td> <td>16.99</td> <td>51.58</td> <td>--</td> <td>--</td> <td>Peak</td> </tr> </tbody> </table>	Limit	Read	Ant	Cable	Preamp	Apos	TPos	Remark	Freq	Level	Line Margin	Level	Factor	Loss Factor			MHz	dBuV/m	dBuV/m	dB	dBuV	dB/m	dB	dB	1	10480.00	48.88	68.30	-19.42	45.96	39.49	14.23	50.80	--	--	Peak	2	15720.00	48.36	74.00	-25.64	41.02	41.93	16.99	51.58	--	--
Limit	Read	Ant	Cable	Preamp	Apos	TPos	Remark																																																																																										
Freq	Level	Line Margin	Level	Factor	Loss Factor																																																																																												
MHz	dBuV/m	dBuV/m	dB	dBuV	dB/m	dB	dB																																																																																										
1	10480.00	48.29	68.30	-20.01	45.37	39.49	14.23	50.80	--	--	Peak																																																																																						
2	15720.00	48.96	74.00	-25.04	41.62	41.93	16.99	51.58	--	--	Peak																																																																																						
Limit	Read	Ant	Cable	Preamp	Apos	TPos	Remark																																																																																										
Freq	Level	Line Margin	Level	Factor	Loss Factor																																																																																												
MHz	dBuV/m	dBuV/m	dB	dBuV	dB/m	dB	dB																																																																																										
1	10480.00	48.88	68.30	-19.42	45.96	39.49	14.23	50.80	--	--	Peak																																																																																						
2	15720.00	48.36	74.00	-25.64	41.02	41.93	16.99	51.58	--	--	Peak																																																																																						



Mode	4																																																																																																
	Harmonic																																																																																																
	U-NII-2A_5.25-5.35_802.11a_CH52_5260MHz																																																																																																
ANT	CDD 5+7																																																																																																
Pol.	Horizontal	Vertical																																																																																															
Peak Avg	<p>Date: 2024-03-07</p>	<p>Date: 2024-03-07</p>																																																																																															
	<table border="1"> <thead> <tr> <th>Limit</th> <th>Read</th> <th>Ant</th> <th>Cable</th> <th>Preamp</th> <th>Apos</th> <th>TPos</th> <th>Remark</th> </tr> <tr> <th>Freq</th> <th>Level</th> <th>Line Margin</th> <th>Level</th> <th>Factor</th> <th>Loss Factor</th> <th></th> <th></th> </tr> <tr> <th>MHz</th> <th>dBuV/m</th> <th>dBuV/m</th> <th>dB</th> <th>dBuV</th> <th>dB/m</th> <th>dB</th> <th>dB</th> </tr> </thead> <tbody> <tr> <td>1</td> <td>10520.00</td> <td>48.67</td> <td>68.30</td> <td>-19.63</td> <td>45.72</td> <td>39.50</td> <td>14.25</td> <td>50.80</td> <td>--</td> <td>--</td> <td>Peak</td> </tr> <tr> <td>2</td> <td>15780.00</td> <td>50.91</td> <td>74.00</td> <td>-23.09</td> <td>43.53</td> <td>41.97</td> <td>17.04</td> <td>51.63</td> <td>--</td> <td>--</td> <td>Peak</td> </tr> </tbody> </table>	Limit	Read	Ant	Cable	Preamp	Apos	TPos	Remark	Freq	Level	Line Margin	Level	Factor	Loss Factor			MHz	dBuV/m	dBuV/m	dB	dBuV	dB/m	dB	dB	1	10520.00	48.67	68.30	-19.63	45.72	39.50	14.25	50.80	--	--	Peak	2	15780.00	50.91	74.00	-23.09	43.53	41.97	17.04	51.63	--	--	Peak	<table border="1"> <thead> <tr> <th>Limit</th> <th>Read</th> <th>Ant</th> <th>Cable</th> <th>Preamp</th> <th>Apos</th> <th>TPos</th> <th>Remark</th> </tr> <tr> <th>Freq</th> <th>Level</th> <th>Line Margin</th> <th>Level</th> <th>Factor</th> <th>Loss Factor</th> <th></th> <th></th> </tr> <tr> <th>MHz</th> <th>dBuV/m</th> <th>dBuV/m</th> <th>dB</th> <th>dBuV</th> <th>dB/m</th> <th>dB</th> <th>dB</th> </tr> </thead> <tbody> <tr> <td>1</td> <td>10520.00</td> <td>49.69</td> <td>68.30</td> <td>-18.61</td> <td>46.74</td> <td>39.50</td> <td>14.25</td> <td>50.80</td> <td>--</td> <td>--</td> <td>Peak</td> </tr> <tr> <td>2</td> <td>15780.00</td> <td>49.07</td> <td>74.00</td> <td>-24.93</td> <td>41.69</td> <td>41.97</td> <td>17.04</td> <td>51.63</td> <td>--</td> <td>--</td> <td>Peak</td> </tr> </tbody> </table>	Limit	Read	Ant	Cable	Preamp	Apos	TPos	Remark	Freq	Level	Line Margin	Level	Factor	Loss Factor			MHz	dBuV/m	dBuV/m	dB	dBuV	dB/m	dB	dB	1	10520.00	49.69	68.30	-18.61	46.74	39.50	14.25	50.80	--	--	Peak	2	15780.00	49.07	74.00	-24.93	41.69	41.97	17.04	51.63	--	--
Limit	Read	Ant	Cable	Preamp	Apos	TPos	Remark																																																																																										
Freq	Level	Line Margin	Level	Factor	Loss Factor																																																																																												
MHz	dBuV/m	dBuV/m	dB	dBuV	dB/m	dB	dB																																																																																										
1	10520.00	48.67	68.30	-19.63	45.72	39.50	14.25	50.80	--	--	Peak																																																																																						
2	15780.00	50.91	74.00	-23.09	43.53	41.97	17.04	51.63	--	--	Peak																																																																																						
Limit	Read	Ant	Cable	Preamp	Apos	TPos	Remark																																																																																										
Freq	Level	Line Margin	Level	Factor	Loss Factor																																																																																												
MHz	dBuV/m	dBuV/m	dB	dBuV	dB/m	dB	dB																																																																																										
1	10520.00	49.69	68.30	-18.61	46.74	39.50	14.25	50.80	--	--	Peak																																																																																						
2	15780.00	49.07	74.00	-24.93	41.69	41.97	17.04	51.63	--	--	Peak																																																																																						



Mode	5																																																																																																
	Harmonic																																																																																																
	U-NII-2A_5.25-5.35_802.11a_CH60_5300MHZ																																																																																																
ANT	CDD 5+7																																																																																																
Pol.	Horizontal	Vertical																																																																																															
Peak Avg	<p>Date: 2024-03-07</p>	<p>Date: 2024-03-07</p>																																																																																															
	<table border="1"> <thead> <tr> <th>Limit</th> <th>Read</th> <th>Ant</th> <th>Cable</th> <th>Preamp</th> <th>Apos</th> <th>TPos</th> <th></th> </tr> <tr> <th>Freq</th> <th>Level</th> <th>Line Margin</th> <th>Level</th> <th>Factor</th> <th>Loss Factor</th> <th></th> <th>Remark</th> </tr> <tr> <th>MHz</th> <th>dBuV/m</th> <th>dBuV/m</th> <th>dB</th> <th>dBuV</th> <th>dB/m</th> <th>dB</th> <th>cm</th> </tr> </thead> <tbody> <tr> <td>1</td> <td>10600.00</td> <td>48.48</td> <td>74.00</td> <td>-25.52</td> <td>45.50</td> <td>39.48</td> <td>14.30</td> <td>50.80</td> <td>--</td> <td>--</td> <td>Peak</td> </tr> <tr> <td>2</td> <td>15900.00</td> <td>50.54</td> <td>74.00</td> <td>-23.46</td> <td>43.08</td> <td>42.04</td> <td>17.14</td> <td>51.72</td> <td>--</td> <td>--</td> <td>Peak</td> </tr> </tbody> </table>	Limit	Read	Ant	Cable	Preamp	Apos	TPos		Freq	Level	Line Margin	Level	Factor	Loss Factor		Remark	MHz	dBuV/m	dBuV/m	dB	dBuV	dB/m	dB	cm	1	10600.00	48.48	74.00	-25.52	45.50	39.48	14.30	50.80	--	--	Peak	2	15900.00	50.54	74.00	-23.46	43.08	42.04	17.14	51.72	--	--	Peak	<table border="1"> <thead> <tr> <th>Limit</th> <th>Read</th> <th>Ant</th> <th>Cable</th> <th>Preamp</th> <th>Apos</th> <th>TPos</th> <th></th> </tr> <tr> <th>Freq</th> <th>Level</th> <th>Line Margin</th> <th>Level</th> <th>Factor</th> <th>Loss Factor</th> <th></th> <th>Remark</th> </tr> <tr> <th>MHz</th> <th>dBuV/m</th> <th>dBuV/m</th> <th>dB</th> <th>dBuV</th> <th>dB/m</th> <th>dB</th> <th>cm</th> </tr> </thead> <tbody> <tr> <td>1</td> <td>10600.00</td> <td>49.21</td> <td>74.00</td> <td>-24.79</td> <td>46.23</td> <td>39.48</td> <td>14.30</td> <td>50.80</td> <td>--</td> <td>--</td> <td>Peak</td> </tr> <tr> <td>2</td> <td>15900.00</td> <td>50.33</td> <td>74.00</td> <td>-23.67</td> <td>42.87</td> <td>42.04</td> <td>17.14</td> <td>51.72</td> <td>--</td> <td>--</td> <td>Peak</td> </tr> </tbody> </table>	Limit	Read	Ant	Cable	Preamp	Apos	TPos		Freq	Level	Line Margin	Level	Factor	Loss Factor		Remark	MHz	dBuV/m	dBuV/m	dB	dBuV	dB/m	dB	cm	1	10600.00	49.21	74.00	-24.79	46.23	39.48	14.30	50.80	--	--	Peak	2	15900.00	50.33	74.00	-23.67	42.87	42.04	17.14	51.72	--	--
Limit	Read	Ant	Cable	Preamp	Apos	TPos																																																																																											
Freq	Level	Line Margin	Level	Factor	Loss Factor		Remark																																																																																										
MHz	dBuV/m	dBuV/m	dB	dBuV	dB/m	dB	cm																																																																																										
1	10600.00	48.48	74.00	-25.52	45.50	39.48	14.30	50.80	--	--	Peak																																																																																						
2	15900.00	50.54	74.00	-23.46	43.08	42.04	17.14	51.72	--	--	Peak																																																																																						
Limit	Read	Ant	Cable	Preamp	Apos	TPos																																																																																											
Freq	Level	Line Margin	Level	Factor	Loss Factor		Remark																																																																																										
MHz	dBuV/m	dBuV/m	dB	dBuV	dB/m	dB	cm																																																																																										
1	10600.00	49.21	74.00	-24.79	46.23	39.48	14.30	50.80	--	--	Peak																																																																																						
2	15900.00	50.33	74.00	-23.67	42.87	42.04	17.14	51.72	--	--	Peak																																																																																						



Mode	6																																																																																	
	Band Edge																																																																																	
	U-NII-2A_5.25-5.35_802.11a_CH64_5320MHz																																																																																	
ANT	CDD 5+7																																																																																	
Pol.	Horizontal	Fundamental																																																																																
Peak	<table border="1"> <thead> <tr> <th>Limit</th> <th>Margin</th> <th>Read</th> <th>Ant</th> <th>Cable</th> <th>Preamp</th> <th>APos</th> <th>TPos</th> <th>Remark</th> </tr> <tr> <th>Freq</th> <th>Level</th> <th>Line</th> <th>(dB)</th> <th>Level</th> <th>Factor</th> <th>Loss</th> <th>Factor</th> <th></th> </tr> <tr> <th>MHz</th> <th>dBuV/m</th> <th>dBuV/m</th> <th>dB</th> <th>dBuV</th> <th>dB/m</th> <th>dB</th> <th>dB</th> <th>cm</th> <th>deg</th> </tr> </thead> <tbody> <tr> <td>1</td> <td>5351.71</td> <td>56.20</td> <td>74.00</td> <td>-17.80</td> <td>42.46</td> <td>34.83</td> <td>10.94</td> <td>32.03</td> <td>321</td> <td>63</td> <td>PEAK</td> </tr> </tbody> </table>	Limit	Margin	Read	Ant	Cable	Preamp	APos	TPos	Remark	Freq	Level	Line	(dB)	Level	Factor	Loss	Factor		MHz	dBuV/m	dBuV/m	dB	dBuV	dB/m	dB	dB	cm	deg	1	5351.71	56.20	74.00	-17.80	42.46	34.83	10.94	32.03	321	63	PEAK	<table border="1"> <thead> <tr> <th>Limit</th> <th>Margin</th> <th>Read</th> <th>Ant</th> <th>Cable</th> <th>Preamp</th> <th>APos</th> <th>TPos</th> <th>Remark</th> </tr> <tr> <th>Freq</th> <th>Level</th> <th>Line</th> <th>(dB)</th> <th>Level</th> <th>Factor</th> <th>Loss</th> <th>Factor</th> <th></th> </tr> <tr> <th>MHz</th> <th>dBuV/m</th> <th>dBuV/m</th> <th>dB</th> <th>dBuV</th> <th>dB/m</th> <th>dB</th> <th>dB</th> <th>cm</th> <th>deg</th> </tr> </thead> <tbody> <tr> <td>1</td> <td>5320.00</td> <td>110.42</td> <td>-----</td> <td>-----</td> <td>96.60</td> <td>34.84</td> <td>10.97</td> <td>31.99</td> <td>321</td> <td>63</td> <td>PEAK</td> </tr> </tbody> </table>	Limit	Margin	Read	Ant	Cable	Preamp	APos	TPos	Remark	Freq	Level	Line	(dB)	Level	Factor	Loss	Factor		MHz	dBuV/m	dBuV/m	dB	dBuV	dB/m	dB	dB	cm	deg	1	5320.00	110.42	-----	-----	96.60	34.84	10.97	31.99	321	63	PEAK
	Limit	Margin	Read	Ant	Cable	Preamp	APos	TPos	Remark																																																																									
Freq	Level	Line	(dB)	Level	Factor	Loss	Factor																																																																											
MHz	dBuV/m	dBuV/m	dB	dBuV	dB/m	dB	dB	cm	deg																																																																									
1	5351.71	56.20	74.00	-17.80	42.46	34.83	10.94	32.03	321	63	PEAK																																																																							
Limit	Margin	Read	Ant	Cable	Preamp	APos	TPos	Remark																																																																										
Freq	Level	Line	(dB)	Level	Factor	Loss	Factor																																																																											
MHz	dBuV/m	dBuV/m	dB	dBuV	dB/m	dB	dB	cm	deg																																																																									
1	5320.00	110.42	-----	-----	96.60	34.84	10.97	31.99	321	63	PEAK																																																																							
Avg	<table border="1"> <thead> <tr> <th>Limit</th> <th>Margin</th> <th>Read</th> <th>Ant</th> <th>Cable</th> <th>Preamp</th> <th>APos</th> <th>TPos</th> <th>Remark</th> </tr> <tr> <th>Freq</th> <th>Level</th> <th>Line</th> <th>(dB)</th> <th>Level</th> <th>Factor</th> <th>Loss</th> <th>Factor</th> <th></th> </tr> <tr> <th>MHz</th> <th>dBuV/m</th> <th>dBuV/m</th> <th>dB</th> <th>dBuV</th> <th>dB/m</th> <th>dB</th> <th>dB</th> <th>cm</th> <th>deg</th> </tr> </thead> <tbody> <tr> <td>1</td> <td>5352.52</td> <td>45.69</td> <td>54.00</td> <td>-8.31</td> <td>31.95</td> <td>34.83</td> <td>10.94</td> <td>32.03</td> <td>321</td> <td>63</td> <td>AVERAGE</td> </tr> </tbody> </table>	Limit	Margin	Read	Ant	Cable	Preamp	APos	TPos	Remark	Freq	Level	Line	(dB)	Level	Factor	Loss	Factor		MHz	dBuV/m	dBuV/m	dB	dBuV	dB/m	dB	dB	cm	deg	1	5352.52	45.69	54.00	-8.31	31.95	34.83	10.94	32.03	321	63	AVERAGE	<table border="1"> <thead> <tr> <th>Limit</th> <th>Margin</th> <th>Read</th> <th>Ant</th> <th>Cable</th> <th>Preamp</th> <th>APos</th> <th>TPos</th> <th>Remark</th> </tr> <tr> <th>Freq</th> <th>Level</th> <th>Line</th> <th>(dB)</th> <th>Level</th> <th>Factor</th> <th>Loss</th> <th>Factor</th> <th></th> </tr> <tr> <th>MHz</th> <th>dBuV/m</th> <th>dBuV/m</th> <th>dB</th> <th>dBuV</th> <th>dB/m</th> <th>dB</th> <th>dB</th> <th>cm</th> <th>deg</th> </tr> </thead> <tbody> <tr> <td>1</td> <td>5320.00</td> <td>104.20</td> <td>-----</td> <td>-----</td> <td>90.38</td> <td>34.84</td> <td>10.97</td> <td>31.99</td> <td>321</td> <td>63</td> <td>AVERAGE</td> </tr> </tbody> </table>	Limit	Margin	Read	Ant	Cable	Preamp	APos	TPos	Remark	Freq	Level	Line	(dB)	Level	Factor	Loss	Factor		MHz	dBuV/m	dBuV/m	dB	dBuV	dB/m	dB	dB	cm	deg	1	5320.00	104.20	-----	-----	90.38	34.84	10.97	31.99	321	63	AVERAGE
Limit	Margin	Read	Ant	Cable	Preamp	APos	TPos	Remark																																																																										
Freq	Level	Line	(dB)	Level	Factor	Loss	Factor																																																																											
MHz	dBuV/m	dBuV/m	dB	dBuV	dB/m	dB	dB	cm	deg																																																																									
1	5352.52	45.69	54.00	-8.31	31.95	34.83	10.94	32.03	321	63	AVERAGE																																																																							
Limit	Margin	Read	Ant	Cable	Preamp	APos	TPos	Remark																																																																										
Freq	Level	Line	(dB)	Level	Factor	Loss	Factor																																																																											
MHz	dBuV/m	dBuV/m	dB	dBuV	dB/m	dB	dB	cm	deg																																																																									
1	5320.00	104.20	-----	-----	90.38	34.84	10.97	31.99	321	63	AVERAGE																																																																							



Mode	6																																																																																	
	Band Edge																																																																																	
	U-NII-2A_5.25-5.35_802.11a_CH64_5320MHz																																																																																	
ANT	CDD 5+7																																																																																	
Pol.	Vertical	Fundamental																																																																																
Peak	<table border="1"> <thead> <tr> <th>Limit</th> <th>Margin</th> <th>Read</th> <th>Ant</th> <th>Cable</th> <th>Preamp</th> <th>APos</th> <th>TPos</th> <th>Remark</th> </tr> <tr> <th>Freq</th> <th>Level</th> <th>Line</th> <th>(dB)</th> <th>Level</th> <th>Factor</th> <th>Loss</th> <th>Factor</th> <th></th> </tr> <tr> <th>MHz</th> <th>dBuV/m</th> <th>dBuV/m</th> <th>dB</th> <th>dBuV</th> <th>dB/m</th> <th>dB</th> <th>dB</th> <th>cm</th> <th>deg</th> </tr> </thead> <tbody> <tr> <td>1</td> <td>5351.01</td> <td>57.31</td> <td>74.00</td> <td>-16.69</td> <td>43.57</td> <td>34.83</td> <td>10.94</td> <td>32.03</td> <td>330</td> <td>249</td> <td>PEAK</td> </tr> </tbody> </table>	Limit	Margin	Read	Ant	Cable	Preamp	APos	TPos	Remark	Freq	Level	Line	(dB)	Level	Factor	Loss	Factor		MHz	dBuV/m	dBuV/m	dB	dBuV	dB/m	dB	dB	cm	deg	1	5351.01	57.31	74.00	-16.69	43.57	34.83	10.94	32.03	330	249	PEAK	<table border="1"> <thead> <tr> <th>Limit</th> <th>Margin</th> <th>Read</th> <th>Ant</th> <th>Cable</th> <th>Preamp</th> <th>APos</th> <th>TPos</th> <th>Remark</th> </tr> <tr> <th>Freq</th> <th>Level</th> <th>Line</th> <th>(dB)</th> <th>Level</th> <th>Factor</th> <th>Loss</th> <th>Factor</th> <th></th> </tr> <tr> <th>MHz</th> <th>dBuV/m</th> <th>dBuV/m</th> <th>dB</th> <th>dBuV</th> <th>dB/m</th> <th>dB</th> <th>dB</th> <th>cm</th> <th>deg</th> </tr> </thead> <tbody> <tr> <td>1</td> <td>5320.00</td> <td>111.02</td> <td>-----</td> <td>-----</td> <td>97.20</td> <td>34.84</td> <td>10.97</td> <td>31.99</td> <td>330</td> <td>249</td> <td>PEAK</td> </tr> </tbody> </table>	Limit	Margin	Read	Ant	Cable	Preamp	APos	TPos	Remark	Freq	Level	Line	(dB)	Level	Factor	Loss	Factor		MHz	dBuV/m	dBuV/m	dB	dBuV	dB/m	dB	dB	cm	deg	1	5320.00	111.02	-----	-----	97.20	34.84	10.97	31.99	330	249	PEAK
	Limit	Margin	Read	Ant	Cable	Preamp	APos	TPos	Remark																																																																									
Freq	Level	Line	(dB)	Level	Factor	Loss	Factor																																																																											
MHz	dBuV/m	dBuV/m	dB	dBuV	dB/m	dB	dB	cm	deg																																																																									
1	5351.01	57.31	74.00	-16.69	43.57	34.83	10.94	32.03	330	249	PEAK																																																																							
Limit	Margin	Read	Ant	Cable	Preamp	APos	TPos	Remark																																																																										
Freq	Level	Line	(dB)	Level	Factor	Loss	Factor																																																																											
MHz	dBuV/m	dBuV/m	dB	dBuV	dB/m	dB	dB	cm	deg																																																																									
1	5320.00	111.02	-----	-----	97.20	34.84	10.97	31.99	330	249	PEAK																																																																							
Avg	<table border="1"> <thead> <tr> <th>Limit</th> <th>Margin</th> <th>Read</th> <th>Ant</th> <th>Cable</th> <th>Preamp</th> <th>APos</th> <th>TPos</th> <th>Remark</th> </tr> <tr> <th>Freq</th> <th>Level</th> <th>Line</th> <th>(dB)</th> <th>Level</th> <th>Factor</th> <th>Loss</th> <th>Factor</th> <th></th> </tr> <tr> <th>MHz</th> <th>dBuV/m</th> <th>dBuV/m</th> <th>dB</th> <th>dBuV</th> <th>dB/m</th> <th>dB</th> <th>dB</th> <th>cm</th> <th>deg</th> </tr> </thead> <tbody> <tr> <td>1</td> <td>5351.43</td> <td>46.09</td> <td>54.00</td> <td>-7.91</td> <td>32.35</td> <td>34.83</td> <td>10.94</td> <td>32.03</td> <td>330</td> <td>249</td> <td>AVERAGE</td> </tr> </tbody> </table>	Limit	Margin	Read	Ant	Cable	Preamp	APos	TPos	Remark	Freq	Level	Line	(dB)	Level	Factor	Loss	Factor		MHz	dBuV/m	dBuV/m	dB	dBuV	dB/m	dB	dB	cm	deg	1	5351.43	46.09	54.00	-7.91	32.35	34.83	10.94	32.03	330	249	AVERAGE	<table border="1"> <thead> <tr> <th>Limit</th> <th>Margin</th> <th>Read</th> <th>Ant</th> <th>Cable</th> <th>Preamp</th> <th>APos</th> <th>TPos</th> <th>Remark</th> </tr> <tr> <th>Freq</th> <th>Level</th> <th>Line</th> <th>(dB)</th> <th>Level</th> <th>Factor</th> <th>Loss</th> <th>Factor</th> <th></th> </tr> <tr> <th>MHz</th> <th>dBuV/m</th> <th>dBuV/m</th> <th>dB</th> <th>dBuV</th> <th>dB/m</th> <th>dB</th> <th>dB</th> <th>cm</th> <th>deg</th> </tr> </thead> <tbody> <tr> <td>1</td> <td>5320.00</td> <td>104.75</td> <td>-----</td> <td>-----</td> <td>90.93</td> <td>34.84</td> <td>10.97</td> <td>31.99</td> <td>330</td> <td>249</td> <td>AVERAGE</td> </tr> </tbody> </table>	Limit	Margin	Read	Ant	Cable	Preamp	APos	TPos	Remark	Freq	Level	Line	(dB)	Level	Factor	Loss	Factor		MHz	dBuV/m	dBuV/m	dB	dBuV	dB/m	dB	dB	cm	deg	1	5320.00	104.75	-----	-----	90.93	34.84	10.97	31.99	330	249	AVERAGE
Limit	Margin	Read	Ant	Cable	Preamp	APos	TPos	Remark																																																																										
Freq	Level	Line	(dB)	Level	Factor	Loss	Factor																																																																											
MHz	dBuV/m	dBuV/m	dB	dBuV	dB/m	dB	dB	cm	deg																																																																									
1	5351.43	46.09	54.00	-7.91	32.35	34.83	10.94	32.03	330	249	AVERAGE																																																																							
Limit	Margin	Read	Ant	Cable	Preamp	APos	TPos	Remark																																																																										
Freq	Level	Line	(dB)	Level	Factor	Loss	Factor																																																																											
MHz	dBuV/m	dBuV/m	dB	dBuV	dB/m	dB	dB	cm	deg																																																																									
1	5320.00	104.75	-----	-----	90.93	34.84	10.97	31.99	330	249	AVERAGE																																																																							

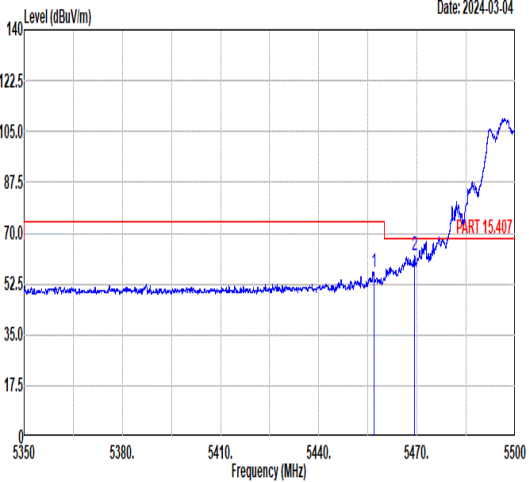
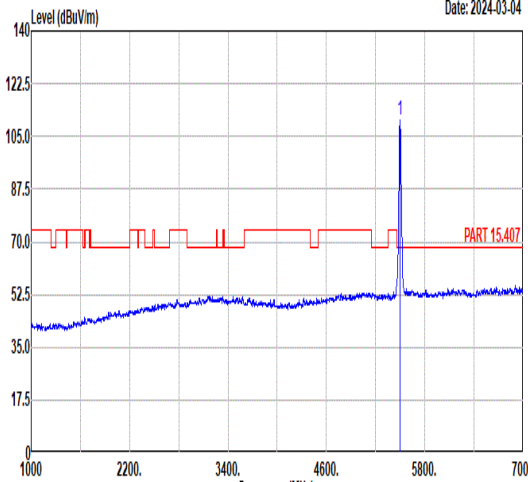
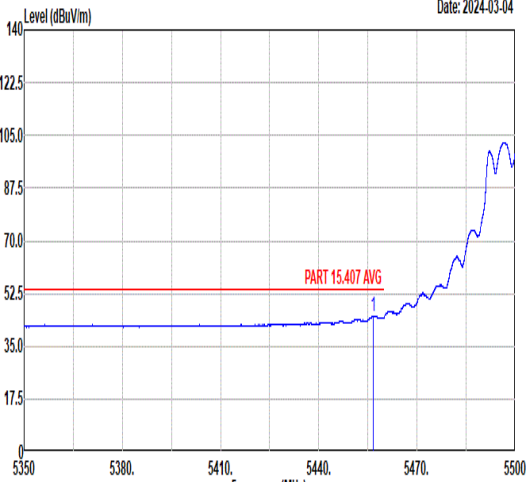
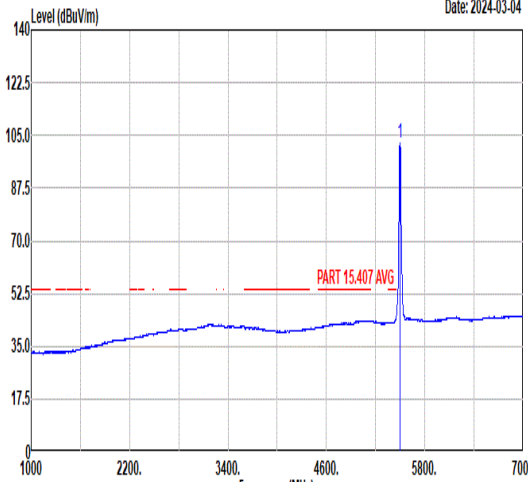


Mode	6																																																																																																	
	Harmonic																																																																																																	
	U-NII-2A_5.25-5.35_802.11a_CH64_5320MHz																																																																																																	
ANT	CDD 5+7																																																																																																	
Pol.	Horizontal	Vertical																																																																																																
Peak Avg	<p>Date: 2024-03-07</p> <table border="1"> <thead> <tr> <th>Limit</th> <th>Read</th> <th>Ant</th> <th>Cable</th> <th>Preamp</th> <th>Apos</th> <th>TPos</th> <th>Remark</th> </tr> <tr> <th>Freq</th> <th>Level</th> <th>Line Margin</th> <th>Level</th> <th>Factor</th> <th>Loss Factor</th> <th></th> <th></th> </tr> <tr> <th>MHz</th> <th>dBuV/m</th> <th>dBuV/m</th> <th>dB</th> <th>dBuV</th> <th>dB/m</th> <th>dB</th> <th>dB</th> </tr> </thead> <tbody> <tr> <td>1</td> <td>10640.00</td> <td>49.71</td> <td>74.00</td> <td>-24.29</td> <td>46.72</td> <td>39.47</td> <td>14.32</td> <td>50.80</td> <td>--</td> <td>--</td> <td>Peak</td> </tr> <tr> <td>2</td> <td>15960.00</td> <td>50.73</td> <td>74.00</td> <td>-23.27</td> <td>43.23</td> <td>42.08</td> <td>17.19</td> <td>51.77</td> <td>--</td> <td>--</td> <td>Peak</td> </tr> </tbody> </table>	Limit	Read	Ant	Cable	Preamp	Apos	TPos	Remark	Freq	Level	Line Margin	Level	Factor	Loss Factor			MHz	dBuV/m	dBuV/m	dB	dBuV	dB/m	dB	dB	1	10640.00	49.71	74.00	-24.29	46.72	39.47	14.32	50.80	--	--	Peak	2	15960.00	50.73	74.00	-23.27	43.23	42.08	17.19	51.77	--	--	Peak	<p>Date: 2024-03-07</p> <table border="1"> <thead> <tr> <th>Limit</th> <th>Read</th> <th>Ant</th> <th>Cable</th> <th>Preamp</th> <th>Apos</th> <th>TPos</th> <th>Remark</th> </tr> <tr> <th>Freq</th> <th>Level</th> <th>Line Margin</th> <th>Level</th> <th>Factor</th> <th>Loss Factor</th> <th></th> <th></th> </tr> <tr> <th>MHz</th> <th>dBuV/m</th> <th>dBuV/m</th> <th>dB</th> <th>dBuV</th> <th>dB/m</th> <th>dB</th> <th>dB</th> </tr> </thead> <tbody> <tr> <td>1</td> <td>10640.00</td> <td>50.27</td> <td>74.00</td> <td>-23.73</td> <td>47.28</td> <td>39.47</td> <td>14.32</td> <td>50.80</td> <td>--</td> <td>--</td> <td>Peak</td> </tr> <tr> <td>2</td> <td>15960.00</td> <td>49.84</td> <td>74.00</td> <td>-24.16</td> <td>42.34</td> <td>42.08</td> <td>17.19</td> <td>51.77</td> <td>--</td> <td>--</td> <td>Peak</td> </tr> </tbody> </table>	Limit	Read	Ant	Cable	Preamp	Apos	TPos	Remark	Freq	Level	Line Margin	Level	Factor	Loss Factor			MHz	dBuV/m	dBuV/m	dB	dBuV	dB/m	dB	dB	1	10640.00	50.27	74.00	-23.73	47.28	39.47	14.32	50.80	--	--	Peak	2	15960.00	49.84	74.00	-24.16	42.34	42.08	17.19	51.77	--	--	Peak
	Limit	Read	Ant	Cable	Preamp	Apos	TPos	Remark																																																																																										
Freq	Level	Line Margin	Level	Factor	Loss Factor																																																																																													
MHz	dBuV/m	dBuV/m	dB	dBuV	dB/m	dB	dB																																																																																											
1	10640.00	49.71	74.00	-24.29	46.72	39.47	14.32	50.80	--	--	Peak																																																																																							
2	15960.00	50.73	74.00	-23.27	43.23	42.08	17.19	51.77	--	--	Peak																																																																																							
Limit	Read	Ant	Cable	Preamp	Apos	TPos	Remark																																																																																											
Freq	Level	Line Margin	Level	Factor	Loss Factor																																																																																													
MHz	dBuV/m	dBuV/m	dB	dBuV	dB/m	dB	dB																																																																																											
1	10640.00	50.27	74.00	-23.73	47.28	39.47	14.32	50.80	--	--	Peak																																																																																							
2	15960.00	49.84	74.00	-24.16	42.34	42.08	17.19	51.77	--	--	Peak																																																																																							



Mode	7																																																																																							
	Band Edge																																																																																							
	U-NII-2C_5.47-5.725_802.11a_CH100_5500MHz																																																																																							
ANT	CDD 5+7																																																																																							
Pol.	Horizontal	Fundamental																																																																																						
Peak	<table border="1"> <thead> <tr> <th>Limit</th> <th>Read</th> <th>Ant</th> <th>Cable</th> <th>Preamp</th> <th>APos</th> <th>TPos</th> <th>Remark</th> </tr> <tr> <th>Freq</th> <th>Level</th> <th>Line Margin</th> <th>Level Factor</th> <th>Loss Factor</th> <th></th> <th></th> <th></th> </tr> <tr> <th>MHz</th> <th>dBuV/m</th> <th>dBuV/m</th> <th>dB</th> <th>dBuV</th> <th>dB/m</th> <th>dB</th> <th>cm</th> <th>deg</th> </tr> </thead> <tbody> <tr> <td>1</td> <td>5458.98</td> <td>55.27</td> <td>74.00</td> <td>-18.73</td> <td>41.50</td> <td>34.81</td> <td>11.12</td> <td>32.16</td> <td>317</td> <td>58</td> <td>PEAK</td> </tr> <tr> <td>2</td> <td>5469.93</td> <td>62.37</td> <td>68.30</td> <td>-5.93</td> <td>48.58</td> <td>34.81</td> <td>11.16</td> <td>32.18</td> <td>317</td> <td>58</td> <td>PEAK</td> </tr> </tbody> </table>	Limit	Read	Ant	Cable	Preamp	APos	TPos	Remark	Freq	Level	Line Margin	Level Factor	Loss Factor				MHz	dBuV/m	dBuV/m	dB	dBuV	dB/m	dB	cm	deg	1	5458.98	55.27	74.00	-18.73	41.50	34.81	11.12	32.16	317	58	PEAK	2	5469.93	62.37	68.30	-5.93	48.58	34.81	11.16	32.18	317	58	PEAK	<table border="1"> <thead> <tr> <th>Limit</th> <th>Read</th> <th>Ant</th> <th>Cable</th> <th>Preamp</th> <th>APos</th> <th>TPos</th> <th>Remark</th> </tr> <tr> <th>Freq</th> <th>Level</th> <th>Line Margin</th> <th>Level Factor</th> <th>Loss Factor</th> <th></th> <th></th> <th></th> </tr> <tr> <th>MHz</th> <th>dBuV/m</th> <th>dBuV/m</th> <th>dB</th> <th>dBuV</th> <th>dB/m</th> <th>dB</th> <th>cm</th> <th>deg</th> </tr> </thead> <tbody> <tr> <td>1</td> <td>5500.00</td> <td>110.15</td> <td>-----</td> <td>-----</td> <td>96.29</td> <td>34.80</td> <td>11.27</td> <td>32.21</td> <td>317</td> <td>58</td> <td>PEAK</td> </tr> </tbody> </table>	Limit	Read	Ant	Cable	Preamp	APos	TPos	Remark	Freq	Level	Line Margin	Level Factor	Loss Factor				MHz	dBuV/m	dBuV/m	dB	dBuV	dB/m	dB	cm	deg	1	5500.00	110.15	-----	-----	96.29	34.80	11.27	32.21	317	58	PEAK
	Limit	Read	Ant	Cable	Preamp	APos	TPos	Remark																																																																																
Freq	Level	Line Margin	Level Factor	Loss Factor																																																																																				
MHz	dBuV/m	dBuV/m	dB	dBuV	dB/m	dB	cm	deg																																																																																
1	5458.98	55.27	74.00	-18.73	41.50	34.81	11.12	32.16	317	58	PEAK																																																																													
2	5469.93	62.37	68.30	-5.93	48.58	34.81	11.16	32.18	317	58	PEAK																																																																													
Limit	Read	Ant	Cable	Preamp	APos	TPos	Remark																																																																																	
Freq	Level	Line Margin	Level Factor	Loss Factor																																																																																				
MHz	dBuV/m	dBuV/m	dB	dBuV	dB/m	dB	cm	deg																																																																																
1	5500.00	110.15	-----	-----	96.29	34.80	11.27	32.21	317	58	PEAK																																																																													
Avg	<table border="1"> <thead> <tr> <th>Limit</th> <th>Read</th> <th>Ant</th> <th>Cable</th> <th>Preamp</th> <th>APos</th> <th>TPos</th> <th>Remark</th> </tr> <tr> <th>Freq</th> <th>Level</th> <th>Line Margin</th> <th>Level Factor</th> <th>Loss Factor</th> <th></th> <th></th> <th></th> </tr> <tr> <th>MHz</th> <th>dBuV/m</th> <th>dBuV/m</th> <th>dB</th> <th>dBuV</th> <th>dB/m</th> <th>dB</th> <th>cm</th> <th>deg</th> </tr> </thead> <tbody> <tr> <td>1</td> <td>5460.00</td> <td>44.57</td> <td>54.00</td> <td>-9.43</td> <td>30.81</td> <td>34.81</td> <td>11.12</td> <td>32.17</td> <td>317</td> <td>58</td> <td>AVERAGE</td> </tr> </tbody> </table>	Limit	Read	Ant	Cable	Preamp	APos	TPos	Remark	Freq	Level	Line Margin	Level Factor	Loss Factor				MHz	dBuV/m	dBuV/m	dB	dBuV	dB/m	dB	cm	deg	1	5460.00	44.57	54.00	-9.43	30.81	34.81	11.12	32.17	317	58	AVERAGE	<table border="1"> <thead> <tr> <th>Limit</th> <th>Read</th> <th>Ant</th> <th>Cable</th> <th>Preamp</th> <th>APos</th> <th>TPos</th> <th>Remark</th> </tr> <tr> <th>Freq</th> <th>Level</th> <th>Line Margin</th> <th>Level Factor</th> <th>Loss Factor</th> <th></th> <th></th> <th></th> </tr> <tr> <th>MHz</th> <th>dBuV/m</th> <th>dBuV/m</th> <th>dB</th> <th>dBuV</th> <th>dB/m</th> <th>dB</th> <th>cm</th> <th>deg</th> </tr> </thead> <tbody> <tr> <td>1</td> <td>5500.00</td> <td>103.45</td> <td>-----</td> <td>-----</td> <td>89.59</td> <td>34.80</td> <td>11.27</td> <td>32.21</td> <td>317</td> <td>58</td> <td>AVERAGE</td> </tr> </tbody> </table>	Limit	Read	Ant	Cable	Preamp	APos	TPos	Remark	Freq	Level	Line Margin	Level Factor	Loss Factor				MHz	dBuV/m	dBuV/m	dB	dBuV	dB/m	dB	cm	deg	1	5500.00	103.45	-----	-----	89.59	34.80	11.27	32.21	317	58	AVERAGE												
Limit	Read	Ant	Cable	Preamp	APos	TPos	Remark																																																																																	
Freq	Level	Line Margin	Level Factor	Loss Factor																																																																																				
MHz	dBuV/m	dBuV/m	dB	dBuV	dB/m	dB	cm	deg																																																																																
1	5460.00	44.57	54.00	-9.43	30.81	34.81	11.12	32.17	317	58	AVERAGE																																																																													
Limit	Read	Ant	Cable	Preamp	APos	TPos	Remark																																																																																	
Freq	Level	Line Margin	Level Factor	Loss Factor																																																																																				
MHz	dBuV/m	dBuV/m	dB	dBuV	dB/m	dB	cm	deg																																																																																
1	5500.00	103.45	-----	-----	89.59	34.80	11.27	32.21	317	58	AVERAGE																																																																													



Mode	7																																																																																							
	Band Edge																																																																																							
	U-NII-2C_5.47-5.725_802.11a_CH100_5500MHz																																																																																							
ANT	CDD 5+7																																																																																							
Pol.	Vertical	Fundamental																																																																																						
Peak	 <p style="text-align: right;">Date: 2024-03-04</p> <table border="1"> <thead> <tr> <th>Limit</th> <th>Read</th> <th>Ant</th> <th>Cable</th> <th>Preamp</th> <th>APos</th> <th>TPos</th> <th>Remark</th> </tr> <tr> <th>Freq</th> <th>Level</th> <th>Line Margin</th> <th>Level Factor</th> <th>Loss Factor</th> <th></th> <th></th> <th></th> </tr> <tr> <th>MHz</th> <th>dBuV/m</th> <th>dBuV/m</th> <th>dB</th> <th>dBuV</th> <th>dB/m</th> <th>dB</th> <th>cm</th> <th>deg</th> </tr> </thead> <tbody> <tr> <td>1</td> <td>5456.89</td> <td>56.30</td> <td>74.00</td> <td>-17.70</td> <td>42.54</td> <td>34.81</td> <td>11.11</td> <td>32.16</td> <td>328</td> <td>241</td> <td>PEAK</td> </tr> <tr> <td>2</td> <td>5469.34</td> <td>62.19</td> <td>68.30</td> <td>-6.11</td> <td>48.40</td> <td>34.81</td> <td>11.16</td> <td>32.18</td> <td>328</td> <td>241</td> <td>PEAK</td> </tr> </tbody> </table>	Limit	Read	Ant	Cable	Preamp	APos	TPos	Remark	Freq	Level	Line Margin	Level Factor	Loss Factor				MHz	dBuV/m	dBuV/m	dB	dBuV	dB/m	dB	cm	deg	1	5456.89	56.30	74.00	-17.70	42.54	34.81	11.11	32.16	328	241	PEAK	2	5469.34	62.19	68.30	-6.11	48.40	34.81	11.16	32.18	328	241	PEAK	 <p style="text-align: right;">Date: 2024-03-04</p> <table border="1"> <thead> <tr> <th>Limit</th> <th>Read</th> <th>Ant</th> <th>Cable</th> <th>Preamp</th> <th>APos</th> <th>TPos</th> <th>Remark</th> </tr> <tr> <th>Freq</th> <th>Level</th> <th>Line Margin</th> <th>Level Factor</th> <th>Loss Factor</th> <th></th> <th></th> <th></th> </tr> <tr> <th>MHz</th> <th>dBuV/m</th> <th>dBuV/m</th> <th>dB</th> <th>dBuV</th> <th>dB/m</th> <th>dB</th> <th>cm</th> <th>deg</th> </tr> </thead> <tbody> <tr> <td>1</td> <td>5500.00</td> <td>110.22</td> <td>-----</td> <td>-----</td> <td>96.36</td> <td>34.80</td> <td>11.27</td> <td>32.21</td> <td>328</td> <td>241</td> <td>PEAK</td> </tr> </tbody> </table>	Limit	Read	Ant	Cable	Preamp	APos	TPos	Remark	Freq	Level	Line Margin	Level Factor	Loss Factor				MHz	dBuV/m	dBuV/m	dB	dBuV	dB/m	dB	cm	deg	1	5500.00	110.22	-----	-----	96.36	34.80	11.27	32.21	328	241	PEAK
	Limit	Read	Ant	Cable	Preamp	APos	TPos	Remark																																																																																
Freq	Level	Line Margin	Level Factor	Loss Factor																																																																																				
MHz	dBuV/m	dBuV/m	dB	dBuV	dB/m	dB	cm	deg																																																																																
1	5456.89	56.30	74.00	-17.70	42.54	34.81	11.11	32.16	328	241	PEAK																																																																													
2	5469.34	62.19	68.30	-6.11	48.40	34.81	11.16	32.18	328	241	PEAK																																																																													
Limit	Read	Ant	Cable	Preamp	APos	TPos	Remark																																																																																	
Freq	Level	Line Margin	Level Factor	Loss Factor																																																																																				
MHz	dBuV/m	dBuV/m	dB	dBuV	dB/m	dB	cm	deg																																																																																
1	5500.00	110.22	-----	-----	96.36	34.80	11.27	32.21	328	241	PEAK																																																																													
Avg	 <p style="text-align: right;">Date: 2024-03-04</p> <table border="1"> <thead> <tr> <th>Limit</th> <th>Read</th> <th>Ant</th> <th>Cable</th> <th>Preamp</th> <th>APos</th> <th>TPos</th> <th>Remark</th> </tr> <tr> <th>Freq</th> <th>Level</th> <th>Line Margin</th> <th>Level Factor</th> <th>Loss Factor</th> <th></th> <th></th> <th></th> </tr> <tr> <th>MHz</th> <th>dBuV/m</th> <th>dBuV/m</th> <th>dB</th> <th>dBuV</th> <th>dB/m</th> <th>dB</th> <th>cm</th> <th>deg</th> </tr> </thead> <tbody> <tr> <td>1</td> <td>5456.73</td> <td>45.13</td> <td>54.00</td> <td>-8.87</td> <td>31.37</td> <td>34.81</td> <td>11.11</td> <td>32.16</td> <td>328</td> <td>241</td> <td>AVERAGE</td> </tr> </tbody> </table>	Limit	Read	Ant	Cable	Preamp	APos	TPos	Remark	Freq	Level	Line Margin	Level Factor	Loss Factor				MHz	dBuV/m	dBuV/m	dB	dBuV	dB/m	dB	cm	deg	1	5456.73	45.13	54.00	-8.87	31.37	34.81	11.11	32.16	328	241	AVERAGE	 <p style="text-align: right;">Date: 2024-03-04</p> <table border="1"> <thead> <tr> <th>Limit</th> <th>Read</th> <th>Ant</th> <th>Cable</th> <th>Preamp</th> <th>APos</th> <th>TPos</th> <th>Remark</th> </tr> <tr> <th>Freq</th> <th>Level</th> <th>Line Margin</th> <th>Level Factor</th> <th>Loss Factor</th> <th></th> <th></th> <th></th> </tr> <tr> <th>MHz</th> <th>dBuV/m</th> <th>dBuV/m</th> <th>dB</th> <th>dBuV</th> <th>dB/m</th> <th>dB</th> <th>cm</th> <th>deg</th> </tr> </thead> <tbody> <tr> <td>1</td> <td>5500.00</td> <td>102.75</td> <td>-----</td> <td>-----</td> <td>88.89</td> <td>34.80</td> <td>11.27</td> <td>32.21</td> <td>328</td> <td>241</td> <td>AVERAGE</td> </tr> </tbody> </table>	Limit	Read	Ant	Cable	Preamp	APos	TPos	Remark	Freq	Level	Line Margin	Level Factor	Loss Factor				MHz	dBuV/m	dBuV/m	dB	dBuV	dB/m	dB	cm	deg	1	5500.00	102.75	-----	-----	88.89	34.80	11.27	32.21	328	241	AVERAGE												
Limit	Read	Ant	Cable	Preamp	APos	TPos	Remark																																																																																	
Freq	Level	Line Margin	Level Factor	Loss Factor																																																																																				
MHz	dBuV/m	dBuV/m	dB	dBuV	dB/m	dB	cm	deg																																																																																
1	5456.73	45.13	54.00	-8.87	31.37	34.81	11.11	32.16	328	241	AVERAGE																																																																													
Limit	Read	Ant	Cable	Preamp	APos	TPos	Remark																																																																																	
Freq	Level	Line Margin	Level Factor	Loss Factor																																																																																				
MHz	dBuV/m	dBuV/m	dB	dBuV	dB/m	dB	cm	deg																																																																																
1	5500.00	102.75	-----	-----	88.89	34.80	11.27	32.21	328	241	AVERAGE																																																																													

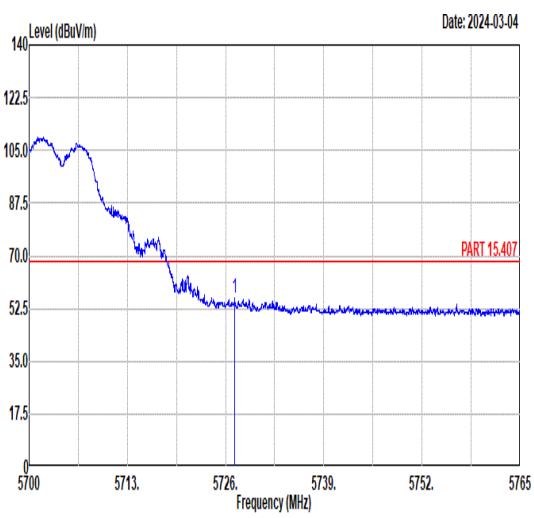
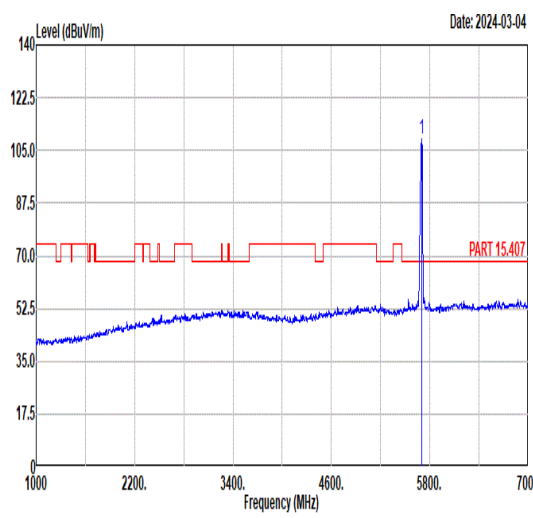
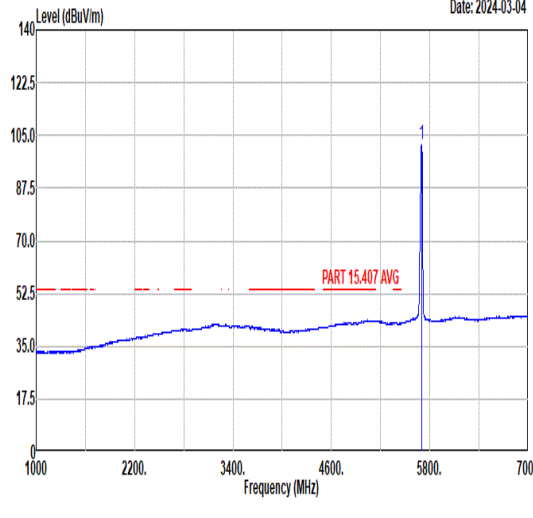


Mode	7																																																																												
	Harmonic																																																																												
	U-NII-2C_5.47-5.725_802.11a_CH100_5500MHz																																																																												
ANT	CDD 5+7																																																																												
Pol.	Horizontal	Vertical																																																																											
Peak Avg	<p>Date: 2024-03-07</p>	<p>Date: 2024-03-07</p>																																																																											
	<table border="1"> <thead> <tr> <th>Limit</th> <th>Read</th> <th>Ant</th> <th>Cable</th> <th>Preamp</th> <th>Apos</th> <th>TPos</th> <th colspan="2"></th> </tr> <tr> <th>Freq</th> <th>Level</th> <th>Line Margin</th> <th>Level</th> <th>Factor</th> <th>Loss Factor</th> <th></th> <th>cm</th> <th>deg</th> </tr> </thead> <tbody> <tr> <td>11000.00</td> <td>47.84</td> <td>74.00</td> <td>-26.16</td> <td>44.70</td> <td>39.40</td> <td>14.54</td> <td>50.80</td> <td>--</td> <td>Peak</td> </tr> <tr> <td>16500.00</td> <td>51.32</td> <td>68.30</td> <td>-16.98</td> <td>43.36</td> <td>42.40</td> <td>17.36</td> <td>51.80</td> <td>--</td> <td>Peak</td> </tr> </tbody> </table>	Limit	Read	Ant	Cable	Preamp	Apos	TPos			Freq	Level	Line Margin	Level	Factor	Loss Factor		cm	deg	11000.00	47.84	74.00	-26.16	44.70	39.40	14.54	50.80	--	Peak	16500.00	51.32	68.30	-16.98	43.36	42.40	17.36	51.80	--	Peak	<table border="1"> <thead> <tr> <th>Limit</th> <th>Read</th> <th>Ant</th> <th>Cable</th> <th>Preamp</th> <th>Apos</th> <th>TPos</th> <th colspan="2"></th> </tr> <tr> <th>Freq</th> <th>Level</th> <th>Line Margin</th> <th>Level</th> <th>Factor</th> <th>Loss Factor</th> <th></th> <th>cm</th> <th>deg</th> </tr> </thead> <tbody> <tr> <td>11000.00</td> <td>48.12</td> <td>74.00</td> <td>-25.88</td> <td>44.98</td> <td>39.40</td> <td>14.54</td> <td>50.80</td> <td>--</td> <td>Peak</td> </tr> <tr> <td>16500.00</td> <td>50.52</td> <td>68.30</td> <td>-17.78</td> <td>42.56</td> <td>42.40</td> <td>17.36</td> <td>51.80</td> <td>--</td> <td>Peak</td> </tr> </tbody> </table>	Limit	Read	Ant	Cable	Preamp	Apos	TPos			Freq	Level	Line Margin	Level	Factor	Loss Factor		cm	deg	11000.00	48.12	74.00	-25.88	44.98	39.40	14.54	50.80	--	Peak	16500.00	50.52	68.30	-17.78	42.56	42.40	17.36	51.80	--
Limit	Read	Ant	Cable	Preamp	Apos	TPos																																																																							
Freq	Level	Line Margin	Level	Factor	Loss Factor		cm	deg																																																																					
11000.00	47.84	74.00	-26.16	44.70	39.40	14.54	50.80	--	Peak																																																																				
16500.00	51.32	68.30	-16.98	43.36	42.40	17.36	51.80	--	Peak																																																																				
Limit	Read	Ant	Cable	Preamp	Apos	TPos																																																																							
Freq	Level	Line Margin	Level	Factor	Loss Factor		cm	deg																																																																					
11000.00	48.12	74.00	-25.88	44.98	39.40	14.54	50.80	--	Peak																																																																				
16500.00	50.52	68.30	-17.78	42.56	42.40	17.36	51.80	--	Peak																																																																				

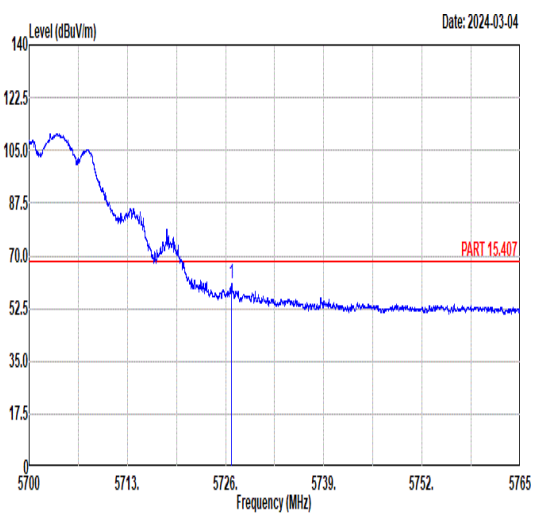
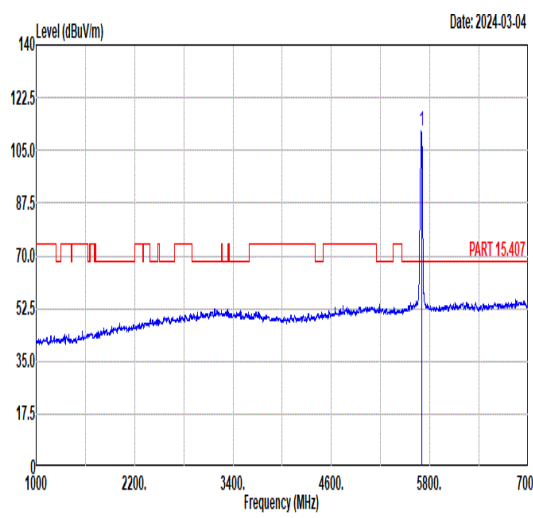
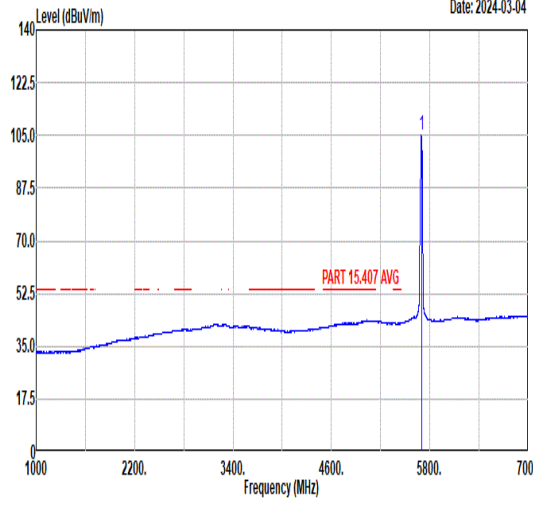


Mode	8																																																																																																
	Harmonic																																																																																																
	U-NII-2C_5.47-5.725_802.11a_CH116_5580MHz																																																																																																
ANT	CDD 5+7																																																																																																
Pol.	Horizontal	Vertical																																																																																															
Peak Avg	<p>Date: 2024-03-07</p>	<p>Date: 2024-03-07</p>																																																																																															
	<table border="1"> <thead> <tr> <th>Limit</th> <th>Read</th> <th>Ant</th> <th>Cable</th> <th>Preamp</th> <th>Apos</th> <th>TPos</th> <th>Remark</th> </tr> <tr> <th>Freq</th> <th>Level</th> <th>Line Margin</th> <th>Level</th> <th>Factor</th> <th>Loss Factor</th> <th></th> <th></th> </tr> <tr> <th>MHz</th> <th>dBuV/m</th> <th>dBuV/m</th> <th>dB</th> <th>dBuV</th> <th>dB/m</th> <th>dB</th> <th>dB</th> </tr> </thead> <tbody> <tr> <td>1</td> <td>11160.00</td> <td>48.91</td> <td>74.00</td> <td>-25.09</td> <td>45.51</td> <td>39.53</td> <td>14.64</td> <td>50.77</td> <td>--</td> <td>--</td> <td>Peak</td> </tr> <tr> <td>2</td> <td>16740.00</td> <td>49.09</td> <td>68.30</td> <td>-19.21</td> <td>40.96</td> <td>42.45</td> <td>17.43</td> <td>51.75</td> <td>--</td> <td>--</td> <td>Peak</td> </tr> </tbody> </table>	Limit	Read	Ant	Cable	Preamp	Apos	TPos	Remark	Freq	Level	Line Margin	Level	Factor	Loss Factor			MHz	dBuV/m	dBuV/m	dB	dBuV	dB/m	dB	dB	1	11160.00	48.91	74.00	-25.09	45.51	39.53	14.64	50.77	--	--	Peak	2	16740.00	49.09	68.30	-19.21	40.96	42.45	17.43	51.75	--	--	Peak	<table border="1"> <thead> <tr> <th>Limit</th> <th>Read</th> <th>Ant</th> <th>Cable</th> <th>Preamp</th> <th>Apos</th> <th>TPos</th> <th>Remark</th> </tr> <tr> <th>Freq</th> <th>Level</th> <th>Line Margin</th> <th>Level</th> <th>Factor</th> <th>Loss Factor</th> <th></th> <th></th> </tr> <tr> <th>MHz</th> <th>dBuV/m</th> <th>dBuV/m</th> <th>dB</th> <th>dBuV</th> <th>dB/m</th> <th>dB</th> <th>dB</th> </tr> </thead> <tbody> <tr> <td>1</td> <td>11160.00</td> <td>49.43</td> <td>74.00</td> <td>-24.57</td> <td>46.03</td> <td>39.53</td> <td>14.64</td> <td>50.77</td> <td>--</td> <td>--</td> <td>Peak</td> </tr> <tr> <td>2</td> <td>16740.00</td> <td>48.19</td> <td>68.30</td> <td>-20.11</td> <td>40.06</td> <td>42.45</td> <td>17.43</td> <td>51.75</td> <td>--</td> <td>--</td> <td>Peak</td> </tr> </tbody> </table>	Limit	Read	Ant	Cable	Preamp	Apos	TPos	Remark	Freq	Level	Line Margin	Level	Factor	Loss Factor			MHz	dBuV/m	dBuV/m	dB	dBuV	dB/m	dB	dB	1	11160.00	49.43	74.00	-24.57	46.03	39.53	14.64	50.77	--	--	Peak	2	16740.00	48.19	68.30	-20.11	40.06	42.45	17.43	51.75	--	--
Limit	Read	Ant	Cable	Preamp	Apos	TPos	Remark																																																																																										
Freq	Level	Line Margin	Level	Factor	Loss Factor																																																																																												
MHz	dBuV/m	dBuV/m	dB	dBuV	dB/m	dB	dB																																																																																										
1	11160.00	48.91	74.00	-25.09	45.51	39.53	14.64	50.77	--	--	Peak																																																																																						
2	16740.00	49.09	68.30	-19.21	40.96	42.45	17.43	51.75	--	--	Peak																																																																																						
Limit	Read	Ant	Cable	Preamp	Apos	TPos	Remark																																																																																										
Freq	Level	Line Margin	Level	Factor	Loss Factor																																																																																												
MHz	dBuV/m	dBuV/m	dB	dBuV	dB/m	dB	dB																																																																																										
1	11160.00	49.43	74.00	-24.57	46.03	39.53	14.64	50.77	--	--	Peak																																																																																						
2	16740.00	48.19	68.30	-20.11	40.06	42.45	17.43	51.75	--	--	Peak																																																																																						



Mode	9																																																																															
	Band Edge																																																																															
	U-NII-2C_5.47-5.725_802.11a_CH140_5700MHz																																																																															
ANT	CDD 5+7																																																																															
Pol.	Horizontal	Fundamental																																																																														
Peak	 <p style="text-align: right;">Date: 2024-03-04</p> <table border="1"> <thead> <tr> <th>Limit</th> <th>Margin</th> <th>Read</th> <th>Ant</th> <th>Cable</th> <th>Preamp</th> <th>APos</th> <th>TPos</th> <th>Remark</th> </tr> <tr> <th>Freq</th> <th>Level</th> <th>Line</th> <th>(dB)</th> <th>Level</th> <th>Factor</th> <th>Loss Factor</th> <th></th> <th></th> </tr> <tr> <th>MHz</th> <th>dBuV/m</th> <th>dBuV/m</th> <th>dB</th> <th>dBuV</th> <th>dB/m</th> <th>dB</th> <th>dB</th> <th>cm</th> <th>deg</th> </tr> </thead> <tbody> <tr> <td>1</td> <td>5727.20</td> <td>56.08</td> <td>68.30</td> <td>-12.22</td> <td>41.70</td> <td>35.12</td> <td>11.65</td> <td>32.39</td> <td>315</td> <td>51 PEAK</td> </tr> </tbody> </table>	Limit	Margin	Read	Ant	Cable	Preamp	APos	TPos	Remark	Freq	Level	Line	(dB)	Level	Factor	Loss Factor			MHz	dBuV/m	dBuV/m	dB	dBuV	dB/m	dB	dB	cm	deg	1	5727.20	56.08	68.30	-12.22	41.70	35.12	11.65	32.39	315	51 PEAK	 <p style="text-align: right;">Date: 2024-03-04</p> <table border="1"> <thead> <tr> <th>Limit</th> <th>Margin</th> <th>Read</th> <th>Ant</th> <th>Cable</th> <th>Preamp</th> <th>APos</th> <th>TPos</th> <th>Remark</th> </tr> <tr> <th>Freq</th> <th>Level</th> <th>Line</th> <th>(dB)</th> <th>Level</th> <th>Factor</th> <th>Loss Factor</th> <th></th> <th></th> </tr> <tr> <th>MHz</th> <th>dBuV/m</th> <th>dBuV/m</th> <th>dB</th> <th>dBuV</th> <th>dB/m</th> <th>dB</th> <th>dB</th> <th>cm</th> <th>deg</th> </tr> </thead> <tbody> <tr> <td>1</td> <td>5700.00</td> <td>109.04</td> <td>-----</td> <td>-----</td> <td>94.67</td> <td>35.08</td> <td>11.66</td> <td>32.37</td> <td>315</td> <td>51 PEAK</td> </tr> </tbody> </table>	Limit	Margin	Read	Ant	Cable	Preamp	APos	TPos	Remark	Freq	Level	Line	(dB)	Level	Factor	Loss Factor			MHz	dBuV/m	dBuV/m	dB	dBuV	dB/m	dB	dB	cm	deg	1	5700.00	109.04	-----	-----	94.67	35.08	11.66	32.37	315	51 PEAK
Limit	Margin	Read	Ant	Cable	Preamp	APos	TPos	Remark																																																																								
Freq	Level	Line	(dB)	Level	Factor	Loss Factor																																																																										
MHz	dBuV/m	dBuV/m	dB	dBuV	dB/m	dB	dB	cm	deg																																																																							
1	5727.20	56.08	68.30	-12.22	41.70	35.12	11.65	32.39	315	51 PEAK																																																																						
Limit	Margin	Read	Ant	Cable	Preamp	APos	TPos	Remark																																																																								
Freq	Level	Line	(dB)	Level	Factor	Loss Factor																																																																										
MHz	dBuV/m	dBuV/m	dB	dBuV	dB/m	dB	dB	cm	deg																																																																							
1	5700.00	109.04	-----	-----	94.67	35.08	11.66	32.37	315	51 PEAK																																																																						
Avg	Blank	 <p style="text-align: right;">Date: 2024-03-04</p> <table border="1"> <thead> <tr> <th>Limit</th> <th>Margin</th> <th>Read</th> <th>Ant</th> <th>Cable</th> <th>Preamp</th> <th>APos</th> <th>TPos</th> <th>Remark</th> </tr> <tr> <th>Freq</th> <th>Level</th> <th>Line</th> <th>(dB)</th> <th>Level</th> <th>Factor</th> <th>Loss Factor</th> <th></th> <th></th> </tr> <tr> <th>MHz</th> <th>dBuV/m</th> <th>dBuV/m</th> <th>dB</th> <th>dBuV</th> <th>dB/m</th> <th>dB</th> <th>dB</th> <th>cm</th> <th>deg</th> </tr> </thead> <tbody> <tr> <td>1</td> <td>5700.00</td> <td>101.95</td> <td>-----</td> <td>-----</td> <td>87.58</td> <td>35.08</td> <td>11.66</td> <td>32.37</td> <td>315</td> <td>51 AVERAGE</td> </tr> </tbody> </table>	Limit	Margin	Read	Ant	Cable	Preamp	APos	TPos	Remark	Freq	Level	Line	(dB)	Level	Factor	Loss Factor			MHz	dBuV/m	dBuV/m	dB	dBuV	dB/m	dB	dB	cm	deg	1	5700.00	101.95	-----	-----	87.58	35.08	11.66	32.37	315	51 AVERAGE																																							
Limit	Margin	Read	Ant	Cable	Preamp	APos	TPos	Remark																																																																								
Freq	Level	Line	(dB)	Level	Factor	Loss Factor																																																																										
MHz	dBuV/m	dBuV/m	dB	dBuV	dB/m	dB	dB	cm	deg																																																																							
1	5700.00	101.95	-----	-----	87.58	35.08	11.66	32.37	315	51 AVERAGE																																																																						

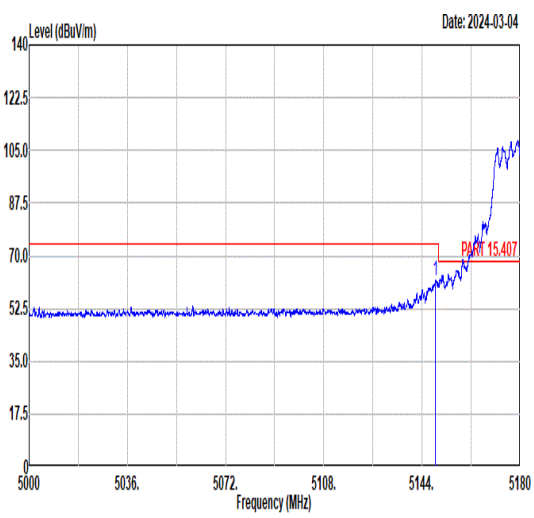
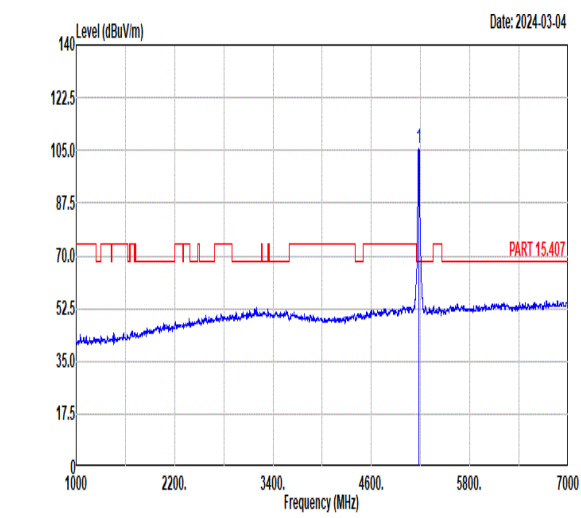
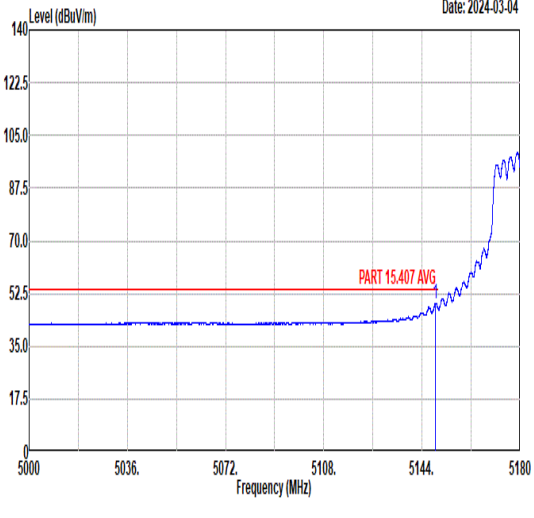
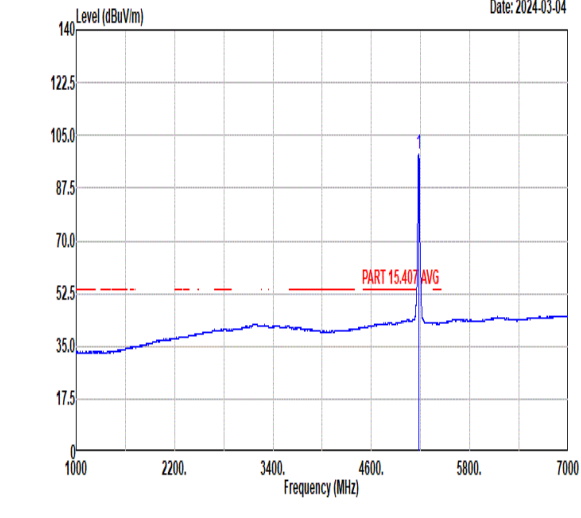


Mode	9																																																																																	
	Band Edge																																																																																	
	U-NII-2C_5.47-5.725_802.11a_CH140_5700MHz																																																																																	
ANT	CDD 5+7																																																																																	
Pol.	Vertical	Fundamental																																																																																
Peak	 <p style="text-align: right;">Date: 2024-03-04</p> <table border="1"> <thead> <tr> <th>Limit</th> <th>Margin</th> <th>Read</th> <th>Ant</th> <th>Cable</th> <th>Preamp</th> <th>APos</th> <th>TPos</th> <th>Remark</th> </tr> <tr> <th>Freq</th> <th>Level</th> <th>Line</th> <th>(dB)</th> <th>Level</th> <th>Factor</th> <th>Loss</th> <th>Factor</th> <th></th> </tr> <tr> <th>MHz</th> <th>dBuV/m</th> <th>dBuV/m</th> <th>dB</th> <th>dBuV</th> <th>dB/m</th> <th>dB</th> <th>dB</th> <th>cm</th> <th>deg</th> </tr> </thead> <tbody> <tr> <td>1</td> <td>5726.82</td> <td>61.00</td> <td>68.30</td> <td>-7.30</td> <td>46.62</td> <td>35.12</td> <td>11.65</td> <td>32.39</td> <td>335</td> <td>241</td> <td>PEAK</td> </tr> </tbody> </table>	Limit	Margin	Read	Ant	Cable	Preamp	APos	TPos	Remark	Freq	Level	Line	(dB)	Level	Factor	Loss	Factor		MHz	dBuV/m	dBuV/m	dB	dBuV	dB/m	dB	dB	cm	deg	1	5726.82	61.00	68.30	-7.30	46.62	35.12	11.65	32.39	335	241	PEAK	 <p style="text-align: right;">Date: 2024-03-04</p> <table border="1"> <thead> <tr> <th>Limit</th> <th>Margin</th> <th>Read</th> <th>Ant</th> <th>Cable</th> <th>Preamp</th> <th>APos</th> <th>TPos</th> <th>Remark</th> </tr> <tr> <th>Freq</th> <th>Level</th> <th>Line</th> <th>(dB)</th> <th>Level</th> <th>Factor</th> <th>Loss</th> <th>Factor</th> <th></th> </tr> <tr> <th>MHz</th> <th>dBuV/m</th> <th>dBuV/m</th> <th>dB</th> <th>dBuV</th> <th>dB/m</th> <th>dB</th> <th>dB</th> <th>cm</th> <th>deg</th> </tr> </thead> <tbody> <tr> <td>1</td> <td>5700.00</td> <td>111.32</td> <td>-----</td> <td>-----</td> <td>96.94</td> <td>35.07</td> <td>11.67</td> <td>32.36</td> <td>335</td> <td>241</td> <td>PEAK</td> </tr> </tbody> </table>	Limit	Margin	Read	Ant	Cable	Preamp	APos	TPos	Remark	Freq	Level	Line	(dB)	Level	Factor	Loss	Factor		MHz	dBuV/m	dBuV/m	dB	dBuV	dB/m	dB	dB	cm	deg	1	5700.00	111.32	-----	-----	96.94	35.07	11.67	32.36	335	241	PEAK
Limit	Margin	Read	Ant	Cable	Preamp	APos	TPos	Remark																																																																										
Freq	Level	Line	(dB)	Level	Factor	Loss	Factor																																																																											
MHz	dBuV/m	dBuV/m	dB	dBuV	dB/m	dB	dB	cm	deg																																																																									
1	5726.82	61.00	68.30	-7.30	46.62	35.12	11.65	32.39	335	241	PEAK																																																																							
Limit	Margin	Read	Ant	Cable	Preamp	APos	TPos	Remark																																																																										
Freq	Level	Line	(dB)	Level	Factor	Loss	Factor																																																																											
MHz	dBuV/m	dBuV/m	dB	dBuV	dB/m	dB	dB	cm	deg																																																																									
1	5700.00	111.32	-----	-----	96.94	35.07	11.67	32.36	335	241	PEAK																																																																							
Avg	Blank	 <p style="text-align: right;">Date: 2024-03-04</p> <table border="1"> <thead> <tr> <th>Limit</th> <th>Margin</th> <th>Read</th> <th>Ant</th> <th>Cable</th> <th>Preamp</th> <th>APos</th> <th>TPos</th> <th>Remark</th> </tr> <tr> <th>Freq</th> <th>Level</th> <th>Line</th> <th>(dB)</th> <th>Level</th> <th>Factor</th> <th>Loss</th> <th>Factor</th> <th></th> </tr> <tr> <th>MHz</th> <th>dBuV/m</th> <th>dBuV/m</th> <th>dB</th> <th>dBuV</th> <th>dB/m</th> <th>dB</th> <th>dB</th> <th>cm</th> <th>deg</th> </tr> </thead> <tbody> <tr> <td>1</td> <td>5700.00</td> <td>105.14</td> <td>-----</td> <td>-----</td> <td>90.76</td> <td>35.07</td> <td>11.67</td> <td>32.36</td> <td>335</td> <td>241</td> <td>AVERAGE</td> </tr> </tbody> </table>	Limit	Margin	Read	Ant	Cable	Preamp	APos	TPos	Remark	Freq	Level	Line	(dB)	Level	Factor	Loss	Factor		MHz	dBuV/m	dBuV/m	dB	dBuV	dB/m	dB	dB	cm	deg	1	5700.00	105.14	-----	-----	90.76	35.07	11.67	32.36	335	241	AVERAGE																																								
Limit	Margin	Read	Ant	Cable	Preamp	APos	TPos	Remark																																																																										
Freq	Level	Line	(dB)	Level	Factor	Loss	Factor																																																																											
MHz	dBuV/m	dBuV/m	dB	dBuV	dB/m	dB	dB	cm	deg																																																																									
1	5700.00	105.14	-----	-----	90.76	35.07	11.67	32.36	335	241	AVERAGE																																																																							



Mode	9																																																																																																
	Harmonic																																																																																																
	U-NII-2C_5.47-5.725_802.11a_CH140_5700MHz																																																																																																
ANT	CDD 5+7																																																																																																
Pol.	Horizontal	Vertical																																																																																															
Peak Avg	<p style="text-align: right;">Date: 2024-03-07</p>	<p style="text-align: right;">Date: 2024-03-07</p>																																																																																															
	<table border="1"> <thead> <tr> <th>Limit</th> <th>Read</th> <th>Ant</th> <th>Cable</th> <th>Preamp</th> <th>Apos</th> <th>TPos</th> <th>Remark</th> </tr> <tr> <th>Freq</th> <th>Level</th> <th>Line Margin</th> <th>Level</th> <th>Factor</th> <th>Loss Factor</th> <th></th> <th></th> </tr> <tr> <th>MHz</th> <th>dBuV/m</th> <th>dBuV/m</th> <th>dB</th> <th>dBuV</th> <th>dB/m</th> <th>dB</th> <th>dB</th> </tr> </thead> <tbody> <tr> <td>1</td> <td>11400.00</td> <td>49.84</td> <td>74.00</td> <td>-24.16</td> <td>46.06</td> <td>39.72</td> <td>14.78</td> <td>50.72</td> <td>--</td> <td>--</td> <td>Peak</td> </tr> <tr> <td>2</td> <td>17100.00</td> <td>50.42</td> <td>68.30</td> <td>-17.88</td> <td>42.23</td> <td>42.46</td> <td>17.53</td> <td>51.80</td> <td>--</td> <td>--</td> <td>Peak</td> </tr> </tbody> </table>	Limit	Read	Ant	Cable	Preamp	Apos	TPos	Remark	Freq	Level	Line Margin	Level	Factor	Loss Factor			MHz	dBuV/m	dBuV/m	dB	dBuV	dB/m	dB	dB	1	11400.00	49.84	74.00	-24.16	46.06	39.72	14.78	50.72	--	--	Peak	2	17100.00	50.42	68.30	-17.88	42.23	42.46	17.53	51.80	--	--	Peak	<table border="1"> <thead> <tr> <th>Limit</th> <th>Read</th> <th>Ant</th> <th>Cable</th> <th>Preamp</th> <th>Apos</th> <th>TPos</th> <th>Remark</th> </tr> <tr> <th>Freq</th> <th>Level</th> <th>Line Margin</th> <th>Level</th> <th>Factor</th> <th>Loss Factor</th> <th></th> <th></th> </tr> <tr> <th>MHz</th> <th>dBuV/m</th> <th>dBuV/m</th> <th>dB</th> <th>dBuV</th> <th>dB/m</th> <th>dB</th> <th>dB</th> </tr> </thead> <tbody> <tr> <td>1</td> <td>11400.00</td> <td>49.68</td> <td>74.00</td> <td>-24.32</td> <td>45.90</td> <td>39.72</td> <td>14.78</td> <td>50.72</td> <td>--</td> <td>--</td> <td>Peak</td> </tr> <tr> <td>2</td> <td>17100.00</td> <td>49.66</td> <td>68.30</td> <td>-18.64</td> <td>41.47</td> <td>42.46</td> <td>17.53</td> <td>51.80</td> <td>--</td> <td>--</td> <td>Peak</td> </tr> </tbody> </table>	Limit	Read	Ant	Cable	Preamp	Apos	TPos	Remark	Freq	Level	Line Margin	Level	Factor	Loss Factor			MHz	dBuV/m	dBuV/m	dB	dBuV	dB/m	dB	dB	1	11400.00	49.68	74.00	-24.32	45.90	39.72	14.78	50.72	--	--	Peak	2	17100.00	49.66	68.30	-18.64	41.47	42.46	17.53	51.80	--	--
Limit	Read	Ant	Cable	Preamp	Apos	TPos	Remark																																																																																										
Freq	Level	Line Margin	Level	Factor	Loss Factor																																																																																												
MHz	dBuV/m	dBuV/m	dB	dBuV	dB/m	dB	dB																																																																																										
1	11400.00	49.84	74.00	-24.16	46.06	39.72	14.78	50.72	--	--	Peak																																																																																						
2	17100.00	50.42	68.30	-17.88	42.23	42.46	17.53	51.80	--	--	Peak																																																																																						
Limit	Read	Ant	Cable	Preamp	Apos	TPos	Remark																																																																																										
Freq	Level	Line Margin	Level	Factor	Loss Factor																																																																																												
MHz	dBuV/m	dBuV/m	dB	dBuV	dB/m	dB	dB																																																																																										
1	11400.00	49.68	74.00	-24.32	45.90	39.72	14.78	50.72	--	--	Peak																																																																																						
2	17100.00	49.66	68.30	-18.64	41.47	42.46	17.53	51.80	--	--	Peak																																																																																						



Mode	10																																																																																	
	Band Edge																																																																																	
	U-NII-1_5.15-5.25_802.11ax HE20_CH36_Full_5180MHz																																																																																	
ANT	CDD 5+7																																																																																	
Pol.	Horizontal	Fundamental																																																																																
Peak	 <p>Level (dBuV/m) vs Frequency (MHz) plot for Horizontal polarization. The plot shows a blue signal line and a red limit line. A peak is labeled 'PART 15.407' at 5144 MHz. The date is 2024-03-04.</p> <table border="1"> <thead> <tr> <th>Limit</th> <th>Margin</th> <th>Read</th> <th>Ant</th> <th>Cable</th> <th>Preamp</th> <th>APos</th> <th>TPos</th> <th>Remark</th> </tr> <tr> <th>Freq</th> <th>Level</th> <th>Line</th> <th>(dB)</th> <th>Level</th> <th>Factor</th> <th>Loss</th> <th>Factor</th> <th></th> </tr> <tr> <th>MHz</th> <th>dBuV/m</th> <th>dBuV/m</th> <th>dB</th> <th>dBuV</th> <th>dB/m</th> <th>dB</th> <th>dB</th> <th>cm</th> <th>deg</th> </tr> </thead> <tbody> <tr> <td>1</td> <td>5148.97</td> <td>61.69</td> <td>74.00</td> <td>-12.31</td> <td>47.51</td> <td>34.87</td> <td>11.09</td> <td>31.78</td> <td>322</td> <td>66</td> <td>PEAK</td> </tr> </tbody> </table>	Limit	Margin	Read	Ant	Cable	Preamp	APos	TPos	Remark	Freq	Level	Line	(dB)	Level	Factor	Loss	Factor		MHz	dBuV/m	dBuV/m	dB	dBuV	dB/m	dB	dB	cm	deg	1	5148.97	61.69	74.00	-12.31	47.51	34.87	11.09	31.78	322	66	PEAK	 <p>Level (dBuV/m) vs Frequency (MHz) plot for Fundamental polarization. The plot shows a blue signal line and a red limit line. A peak is labeled 'PART 15.407' at 5180 MHz. The date is 2024-03-04.</p> <table border="1"> <thead> <tr> <th>Limit</th> <th>Margin</th> <th>Read</th> <th>Ant</th> <th>Cable</th> <th>Preamp</th> <th>APos</th> <th>TPos</th> <th>Remark</th> </tr> <tr> <th>Freq</th> <th>Level</th> <th>Line</th> <th>(dB)</th> <th>Level</th> <th>Factor</th> <th>Loss</th> <th>Factor</th> <th></th> </tr> <tr> <th>MHz</th> <th>dBuV/m</th> <th>dBuV/m</th> <th>dB</th> <th>dBuV</th> <th>dB/m</th> <th>dB</th> <th>dB</th> <th>cm</th> <th>deg</th> </tr> </thead> <tbody> <tr> <td>1</td> <td>5180.00</td> <td>105.79</td> <td>-----</td> <td>-----</td> <td>91.68</td> <td>34.86</td> <td>11.07</td> <td>31.82</td> <td>322</td> <td>66</td> <td>PEAK</td> </tr> </tbody> </table>	Limit	Margin	Read	Ant	Cable	Preamp	APos	TPos	Remark	Freq	Level	Line	(dB)	Level	Factor	Loss	Factor		MHz	dBuV/m	dBuV/m	dB	dBuV	dB/m	dB	dB	cm	deg	1	5180.00	105.79	-----	-----	91.68	34.86	11.07	31.82	322	66	PEAK
	Limit	Margin	Read	Ant	Cable	Preamp	APos	TPos	Remark																																																																									
Freq	Level	Line	(dB)	Level	Factor	Loss	Factor																																																																											
MHz	dBuV/m	dBuV/m	dB	dBuV	dB/m	dB	dB	cm	deg																																																																									
1	5148.97	61.69	74.00	-12.31	47.51	34.87	11.09	31.78	322	66	PEAK																																																																							
Limit	Margin	Read	Ant	Cable	Preamp	APos	TPos	Remark																																																																										
Freq	Level	Line	(dB)	Level	Factor	Loss	Factor																																																																											
MHz	dBuV/m	dBuV/m	dB	dBuV	dB/m	dB	dB	cm	deg																																																																									
1	5180.00	105.79	-----	-----	91.68	34.86	11.07	31.82	322	66	PEAK																																																																							
Avg	 <p>Level (dBuV/m) vs Frequency (MHz) plot for Horizontal polarization showing average. The plot shows a blue signal line and a red limit line. A peak is labeled 'PART 15.407 AVG' at 5144 MHz. The date is 2024-03-04.</p> <table border="1"> <thead> <tr> <th>Limit</th> <th>Margin</th> <th>Read</th> <th>Ant</th> <th>Cable</th> <th>Preamp</th> <th>APos</th> <th>TPos</th> <th>Remark</th> </tr> <tr> <th>Freq</th> <th>Level</th> <th>Line</th> <th>(dB)</th> <th>Level</th> <th>Factor</th> <th>Loss</th> <th>Factor</th> <th></th> </tr> <tr> <th>MHz</th> <th>dBuV/m</th> <th>dBuV/m</th> <th>dB</th> <th>dBuV</th> <th>dB/m</th> <th>dB</th> <th>dB</th> <th>cm</th> <th>deg</th> </tr> </thead> <tbody> <tr> <td>1</td> <td>5148.97</td> <td>49.39</td> <td>54.00</td> <td>-4.61</td> <td>35.21</td> <td>34.87</td> <td>11.09</td> <td>31.78</td> <td>322</td> <td>66</td> <td>AVERAGE</td> </tr> </tbody> </table>	Limit	Margin	Read	Ant	Cable	Preamp	APos	TPos	Remark	Freq	Level	Line	(dB)	Level	Factor	Loss	Factor		MHz	dBuV/m	dBuV/m	dB	dBuV	dB/m	dB	dB	cm	deg	1	5148.97	49.39	54.00	-4.61	35.21	34.87	11.09	31.78	322	66	AVERAGE	 <p>Level (dBuV/m) vs Frequency (MHz) plot for Fundamental polarization showing average. The plot shows a blue signal line and a red limit line. A peak is labeled 'PART 15.407 AVG' at 5180 MHz. The date is 2024-03-04.</p> <table border="1"> <thead> <tr> <th>Limit</th> <th>Margin</th> <th>Read</th> <th>Ant</th> <th>Cable</th> <th>Preamp</th> <th>APos</th> <th>TPos</th> <th>Remark</th> </tr> <tr> <th>Freq</th> <th>Level</th> <th>Line</th> <th>(dB)</th> <th>Level</th> <th>Factor</th> <th>Loss</th> <th>Factor</th> <th></th> </tr> <tr> <th>MHz</th> <th>dBuV/m</th> <th>dBuV/m</th> <th>dB</th> <th>dBuV</th> <th>dB/m</th> <th>dB</th> <th>dB</th> <th>cm</th> <th>deg</th> </tr> </thead> <tbody> <tr> <td>1</td> <td>5180.00</td> <td>98.90</td> <td>-----</td> <td>-----</td> <td>84.77</td> <td>34.87</td> <td>11.07</td> <td>31.81</td> <td>322</td> <td>66</td> <td>AVERAGE</td> </tr> </tbody> </table>	Limit	Margin	Read	Ant	Cable	Preamp	APos	TPos	Remark	Freq	Level	Line	(dB)	Level	Factor	Loss	Factor		MHz	dBuV/m	dBuV/m	dB	dBuV	dB/m	dB	dB	cm	deg	1	5180.00	98.90	-----	-----	84.77	34.87	11.07	31.81	322	66	AVERAGE
Limit	Margin	Read	Ant	Cable	Preamp	APos	TPos	Remark																																																																										
Freq	Level	Line	(dB)	Level	Factor	Loss	Factor																																																																											
MHz	dBuV/m	dBuV/m	dB	dBuV	dB/m	dB	dB	cm	deg																																																																									
1	5148.97	49.39	54.00	-4.61	35.21	34.87	11.09	31.78	322	66	AVERAGE																																																																							
Limit	Margin	Read	Ant	Cable	Preamp	APos	TPos	Remark																																																																										
Freq	Level	Line	(dB)	Level	Factor	Loss	Factor																																																																											
MHz	dBuV/m	dBuV/m	dB	dBuV	dB/m	dB	dB	cm	deg																																																																									
1	5180.00	98.90	-----	-----	84.77	34.87	11.07	31.81	322	66	AVERAGE																																																																							



Mode	10																																																																											
	Band Edge																																																																											
	U-NII-1_5.15-5.25_802.11ax HE20_CH36_Full_5180MHz																																																																											
ANT	CDD 5+7																																																																											
Pol.	Vertical	Fundamental																																																																										
Peak	<table border="1"> <thead> <tr> <th>Limit Margin</th> <th>Read</th> <th>Ant</th> <th>Cable</th> <th>Preamp</th> <th>APos</th> <th>TPos</th> <th>Remark</th> </tr> <tr> <th>Freq</th> <th>Level</th> <th>Line</th> <th>(dB)</th> <th>Level</th> <th>Factor</th> <th>Loss Factor</th> <th></th> </tr> <tr> <th>MHz</th> <th>dBuV/m</th> <th>dBuV/m</th> <th>dBuV</th> <th>dB/m</th> <th>dB</th> <th>dB</th> <th>cm</th> <th>deg</th> </tr> </thead> <tbody> <tr> <td>1</td> <td>5148.05</td> <td>61.79</td> <td>74.00</td> <td>-12.21</td> <td>47.61</td> <td>34.87</td> <td>11.09</td> <td>31.78</td> <td>331</td> <td>250</td> <td>PEAK</td> </tr> </tbody> </table>	Limit Margin	Read	Ant	Cable	Preamp	APos	TPos	Remark	Freq	Level	Line	(dB)	Level	Factor	Loss Factor		MHz	dBuV/m	dBuV/m	dBuV	dB/m	dB	dB	cm	deg	1	5148.05	61.79	74.00	-12.21	47.61	34.87	11.09	31.78	331	250	PEAK	<table border="1"> <thead> <tr> <th>Limit Margin</th> <th>Read</th> <th>Ant</th> <th>Cable</th> <th>Preamp</th> <th>APos</th> <th>TPos</th> <th>Remark</th> </tr> <tr> <th>Freq</th> <th>Level</th> <th>Line</th> <th>(dB)</th> <th>Level</th> <th>Factor</th> <th>Loss Factor</th> <th></th> </tr> <tr> <th>MHz</th> <th>dBuV/m</th> <th>dBuV/m</th> <th>dB</th> <th>dBuV</th> <th>dB/m</th> <th>dB</th> <th>cm</th> <th>deg</th> </tr> </thead> <tbody> <tr> <td>1</td> <td>5180.00</td> <td>107.11</td> <td>-----</td> <td>-----</td> <td>92.98</td> <td>34.87</td> <td>11.07</td> <td>31.81</td> <td>331</td> <td>250</td> <td>PEAK</td> </tr> </tbody> </table>	Limit Margin	Read	Ant	Cable	Preamp	APos	TPos	Remark	Freq	Level	Line	(dB)	Level	Factor	Loss Factor		MHz	dBuV/m	dBuV/m	dB	dBuV	dB/m	dB	cm	deg	1	5180.00	107.11	-----	-----	92.98	34.87	11.07	31.81	331	250	PEAK
	Limit Margin	Read	Ant	Cable	Preamp	APos	TPos	Remark																																																																				
Freq	Level	Line	(dB)	Level	Factor	Loss Factor																																																																						
MHz	dBuV/m	dBuV/m	dBuV	dB/m	dB	dB	cm	deg																																																																				
1	5148.05	61.79	74.00	-12.21	47.61	34.87	11.09	31.78	331	250	PEAK																																																																	
Limit Margin	Read	Ant	Cable	Preamp	APos	TPos	Remark																																																																					
Freq	Level	Line	(dB)	Level	Factor	Loss Factor																																																																						
MHz	dBuV/m	dBuV/m	dB	dBuV	dB/m	dB	cm	deg																																																																				
1	5180.00	107.11	-----	-----	92.98	34.87	11.07	31.81	331	250	PEAK																																																																	
Avg	<table border="1"> <thead> <tr> <th>Limit Margin</th> <th>Read</th> <th>Ant</th> <th>Cable</th> <th>Preamp</th> <th>APos</th> <th>TPos</th> <th>Remark</th> </tr> <tr> <th>Freq</th> <th>Level</th> <th>Line</th> <th>(dB)</th> <th>Level</th> <th>Factor</th> <th>Loss Factor</th> <th></th> </tr> <tr> <th>MHz</th> <th>dBuV/m</th> <th>dBuV/m</th> <th>dB</th> <th>dBuV</th> <th>dB/m</th> <th>dB</th> <th>cm</th> <th>deg</th> </tr> </thead> <tbody> <tr> <td>1</td> <td>5148.43</td> <td>49.54</td> <td>54.00</td> <td>-4.46</td> <td>35.36</td> <td>34.87</td> <td>11.09</td> <td>31.78</td> <td>331</td> <td>250</td> <td>AVERAGE</td> </tr> </tbody> </table>	Limit Margin	Read	Ant	Cable	Preamp	APos	TPos	Remark	Freq	Level	Line	(dB)	Level	Factor	Loss Factor		MHz	dBuV/m	dBuV/m	dB	dBuV	dB/m	dB	cm	deg	1	5148.43	49.54	54.00	-4.46	35.36	34.87	11.09	31.78	331	250	AVERAGE	<table border="1"> <thead> <tr> <th>Limit Margin</th> <th>Read</th> <th>Ant</th> <th>Cable</th> <th>Preamp</th> <th>APos</th> <th>TPos</th> <th>Remark</th> </tr> <tr> <th>Freq</th> <th>Level</th> <th>Line</th> <th>(dB)</th> <th>Level</th> <th>Factor</th> <th>Loss Factor</th> <th></th> </tr> <tr> <th>MHz</th> <th>dBuV/m</th> <th>dBuV/m</th> <th>dB</th> <th>dBuV</th> <th>dB/m</th> <th>dB</th> <th>cm</th> <th>deg</th> </tr> </thead> <tbody> <tr> <td>1</td> <td>5180.00</td> <td>100.15</td> <td>-----</td> <td>-----</td> <td>86.04</td> <td>34.86</td> <td>11.07</td> <td>31.82</td> <td>331</td> <td>250</td> <td>AVERAGE</td> </tr> </tbody> </table>	Limit Margin	Read	Ant	Cable	Preamp	APos	TPos	Remark	Freq	Level	Line	(dB)	Level	Factor	Loss Factor		MHz	dBuV/m	dBuV/m	dB	dBuV	dB/m	dB	cm	deg	1	5180.00	100.15	-----	-----	86.04	34.86	11.07	31.82	331	250	AVERAGE
Limit Margin	Read	Ant	Cable	Preamp	APos	TPos	Remark																																																																					
Freq	Level	Line	(dB)	Level	Factor	Loss Factor																																																																						
MHz	dBuV/m	dBuV/m	dB	dBuV	dB/m	dB	cm	deg																																																																				
1	5148.43	49.54	54.00	-4.46	35.36	34.87	11.09	31.78	331	250	AVERAGE																																																																	
Limit Margin	Read	Ant	Cable	Preamp	APos	TPos	Remark																																																																					
Freq	Level	Line	(dB)	Level	Factor	Loss Factor																																																																						
MHz	dBuV/m	dBuV/m	dB	dBuV	dB/m	dB	cm	deg																																																																				
1	5180.00	100.15	-----	-----	86.04	34.86	11.07	31.82	331	250	AVERAGE																																																																	



Mode	10																																																																																				
	Harmonic																																																																																				
	U-NII-1_5.15-5.25_802.11ax HE20_CH36_Full_5180MHz																																																																																				
ANT	CDD 5+7																																																																																				
Pol.	Horizontal	Vertical																																																																																			
Peak Avg	<p>Date: 2024-03-07</p>	<p>Date: 2024-03-07</p>																																																																																			
	<table border="1"> <thead> <tr> <th>Limit</th> <th>Read</th> <th>Ant</th> <th>Cable</th> <th>Preamp</th> <th>Apos</th> <th>TPos</th> <th>Remark</th> </tr> <tr> <th>Freq</th> <th>Level</th> <th>Line Margin</th> <th>Level Factor</th> <th>Loss Factor</th> <th></th> <th></th> <th></th> </tr> <tr> <th>MHz</th> <th>dBuV/m</th> <th>dBuV/m</th> <th>dB</th> <th>dBuV</th> <th>dB/m</th> <th>dB</th> <th>dB</th> </tr> </thead> <tbody> <tr> <td>1 10360.00</td> <td>49.29</td> <td>68.30</td> <td>-19.01</td> <td>46.47</td> <td>39.44</td> <td>14.15</td> <td>50.77</td> <td>-- -- Peak</td> </tr> <tr> <td>2 15540.00</td> <td>50.35</td> <td>74.00</td> <td>-23.65</td> <td>43.11</td> <td>41.82</td> <td>16.85</td> <td>51.43</td> <td>-- -- Peak</td> </tr> </tbody> </table>	Limit	Read	Ant	Cable	Preamp	Apos	TPos	Remark	Freq	Level	Line Margin	Level Factor	Loss Factor				MHz	dBuV/m	dBuV/m	dB	dBuV	dB/m	dB	dB	1 10360.00	49.29	68.30	-19.01	46.47	39.44	14.15	50.77	-- -- Peak	2 15540.00	50.35	74.00	-23.65	43.11	41.82	16.85	51.43	-- -- Peak	<table border="1"> <thead> <tr> <th>Limit</th> <th>Read</th> <th>Ant</th> <th>Cable</th> <th>Preamp</th> <th>Apos</th> <th>TPos</th> <th>Remark</th> </tr> <tr> <th>Freq</th> <th>Level</th> <th>Line Margin</th> <th>Level Factor</th> <th>Loss Factor</th> <th></th> <th></th> <th></th> </tr> <tr> <th>MHz</th> <th>dBuV/m</th> <th>dBuV/m</th> <th>dB</th> <th>dBuV</th> <th>dB/m</th> <th>dB</th> <th>dB</th> </tr> </thead> <tbody> <tr> <td>1 10360.00</td> <td>49.55</td> <td>68.30</td> <td>-18.75</td> <td>46.73</td> <td>39.44</td> <td>14.15</td> <td>50.77</td> <td>-- -- Peak</td> </tr> <tr> <td>2 15540.00</td> <td>49.88</td> <td>74.00</td> <td>-24.12</td> <td>42.64</td> <td>41.82</td> <td>16.85</td> <td>51.43</td> <td>-- -- Peak</td> </tr> </tbody> </table>	Limit	Read	Ant	Cable	Preamp	Apos	TPos	Remark	Freq	Level	Line Margin	Level Factor	Loss Factor				MHz	dBuV/m	dBuV/m	dB	dBuV	dB/m	dB	dB	1 10360.00	49.55	68.30	-18.75	46.73	39.44	14.15	50.77	-- -- Peak	2 15540.00	49.88	74.00	-24.12	42.64	41.82	16.85	51.43
Limit	Read	Ant	Cable	Preamp	Apos	TPos	Remark																																																																														
Freq	Level	Line Margin	Level Factor	Loss Factor																																																																																	
MHz	dBuV/m	dBuV/m	dB	dBuV	dB/m	dB	dB																																																																														
1 10360.00	49.29	68.30	-19.01	46.47	39.44	14.15	50.77	-- -- Peak																																																																													
2 15540.00	50.35	74.00	-23.65	43.11	41.82	16.85	51.43	-- -- Peak																																																																													
Limit	Read	Ant	Cable	Preamp	Apos	TPos	Remark																																																																														
Freq	Level	Line Margin	Level Factor	Loss Factor																																																																																	
MHz	dBuV/m	dBuV/m	dB	dBuV	dB/m	dB	dB																																																																														
1 10360.00	49.55	68.30	-18.75	46.73	39.44	14.15	50.77	-- -- Peak																																																																													
2 15540.00	49.88	74.00	-24.12	42.64	41.82	16.85	51.43	-- -- Peak																																																																													



Mode	11																																																																																																		
	Harmonic																																																																																																		
	U-NII-1_5.15-5.25_802.11ax HE20_CH44_Full_5220MHz																																																																																																		
ANT	CDD 5+7																																																																																																		
Pol.	Horizontal	Vertical																																																																																																	
Peak Avg																																																																																																			
	<table border="1"> <thead> <tr> <th>Limit</th> <th>Read</th> <th>Ant</th> <th>Cable</th> <th>Preamp</th> <th>Apos</th> <th>TPos</th> <th>Remark</th> </tr> <tr> <th>Freq</th> <th>Level</th> <th>Line Margin</th> <th>Level</th> <th>Factor</th> <th>Loss Factor</th> <th></th> <th></th> </tr> <tr> <th>MHz</th> <th>dBuV/m</th> <th>dBuV/m</th> <th>dB</th> <th>dBuV</th> <th>dB/m</th> <th>dB</th> <th>cm</th> <th>deg</th> </tr> </thead> <tbody> <tr> <td>1</td> <td>10440.00</td> <td>48.61</td> <td>68.30</td> <td>-19.69</td> <td>45.72</td> <td>39.48</td> <td>14.20</td> <td>50.79</td> <td>--</td> <td>--</td> <td>Peak</td> </tr> <tr> <td>2</td> <td>15660.00</td> <td>48.23</td> <td>74.00</td> <td>-25.77</td> <td>40.92</td> <td>41.90</td> <td>16.94</td> <td>51.53</td> <td>--</td> <td>--</td> <td>Peak</td> </tr> </tbody> </table>	Limit	Read	Ant	Cable	Preamp	Apos	TPos	Remark	Freq	Level	Line Margin	Level	Factor	Loss Factor			MHz	dBuV/m	dBuV/m	dB	dBuV	dB/m	dB	cm	deg	1	10440.00	48.61	68.30	-19.69	45.72	39.48	14.20	50.79	--	--	Peak	2	15660.00	48.23	74.00	-25.77	40.92	41.90	16.94	51.53	--	--	Peak	<table border="1"> <thead> <tr> <th>Limit</th> <th>Read</th> <th>Ant</th> <th>Cable</th> <th>Preamp</th> <th>Apos</th> <th>TPos</th> <th>Remark</th> </tr> <tr> <th>Freq</th> <th>Level</th> <th>Line Margin</th> <th>Level</th> <th>Factor</th> <th>Loss Factor</th> <th></th> <th></th> </tr> <tr> <th>MHz</th> <th>dBuV/m</th> <th>dBuV/m</th> <th>dB</th> <th>dBuV</th> <th>dB/m</th> <th>dB</th> <th>cm</th> <th>deg</th> </tr> </thead> <tbody> <tr> <td>1</td> <td>10440.00</td> <td>48.15</td> <td>68.30</td> <td>-20.15</td> <td>45.26</td> <td>39.48</td> <td>14.20</td> <td>50.79</td> <td>--</td> <td>--</td> <td>Peak</td> </tr> <tr> <td>2</td> <td>15660.00</td> <td>49.49</td> <td>74.00</td> <td>-24.51</td> <td>42.18</td> <td>41.90</td> <td>16.94</td> <td>51.53</td> <td>--</td> <td>--</td> <td>Peak</td> </tr> </tbody> </table>	Limit	Read	Ant	Cable	Preamp	Apos	TPos	Remark	Freq	Level	Line Margin	Level	Factor	Loss Factor			MHz	dBuV/m	dBuV/m	dB	dBuV	dB/m	dB	cm	deg	1	10440.00	48.15	68.30	-20.15	45.26	39.48	14.20	50.79	--	--	Peak	2	15660.00	49.49	74.00	-24.51	42.18	41.90	16.94	51.53	--	--
Limit	Read	Ant	Cable	Preamp	Apos	TPos	Remark																																																																																												
Freq	Level	Line Margin	Level	Factor	Loss Factor																																																																																														
MHz	dBuV/m	dBuV/m	dB	dBuV	dB/m	dB	cm	deg																																																																																											
1	10440.00	48.61	68.30	-19.69	45.72	39.48	14.20	50.79	--	--	Peak																																																																																								
2	15660.00	48.23	74.00	-25.77	40.92	41.90	16.94	51.53	--	--	Peak																																																																																								
Limit	Read	Ant	Cable	Preamp	Apos	TPos	Remark																																																																																												
Freq	Level	Line Margin	Level	Factor	Loss Factor																																																																																														
MHz	dBuV/m	dBuV/m	dB	dBuV	dB/m	dB	cm	deg																																																																																											
1	10440.00	48.15	68.30	-20.15	45.26	39.48	14.20	50.79	--	--	Peak																																																																																								
2	15660.00	49.49	74.00	-24.51	42.18	41.90	16.94	51.53	--	--	Peak																																																																																								



Mode	12																																																																																																
	Harmonic																																																																																																
	U-NII-1_5.15-5.25_802.11ax HE20_CH48_Full_5240MHz																																																																																																
ANT	CDD 5+7																																																																																																
Pol.	Horizontal	Vertical																																																																																															
Peak Avg	<p>Date: 2024-03-07</p>	<p>Date: 2024-03-07</p>																																																																																															
	<table border="1"> <thead> <tr> <th>Limit</th> <th>Read</th> <th>Ant</th> <th>Cable</th> <th>Preamp</th> <th>Apos</th> <th>TPos</th> <th>Remark</th> </tr> <tr> <th>Freq</th> <th>Level</th> <th>Line Margin</th> <th>Level</th> <th>Factor</th> <th>Loss Factor</th> <th></th> <th></th> </tr> <tr> <th>MHz</th> <th>dBuV/m</th> <th>dBuV/m</th> <th>dB</th> <th>dBuV</th> <th>dB/m</th> <th>dB</th> <th>dB</th> </tr> </thead> <tbody> <tr> <td>1</td> <td>10480.00</td> <td>47.81</td> <td>68.30</td> <td>-20.49</td> <td>44.89</td> <td>39.49</td> <td>14.23</td> <td>50.80</td> <td>--</td> <td>--</td> <td>Peak</td> </tr> <tr> <td>2</td> <td>15720.00</td> <td>50.47</td> <td>74.00</td> <td>-23.53</td> <td>43.13</td> <td>41.93</td> <td>16.99</td> <td>51.58</td> <td>--</td> <td>--</td> <td>Peak</td> </tr> </tbody> </table>	Limit	Read	Ant	Cable	Preamp	Apos	TPos	Remark	Freq	Level	Line Margin	Level	Factor	Loss Factor			MHz	dBuV/m	dBuV/m	dB	dBuV	dB/m	dB	dB	1	10480.00	47.81	68.30	-20.49	44.89	39.49	14.23	50.80	--	--	Peak	2	15720.00	50.47	74.00	-23.53	43.13	41.93	16.99	51.58	--	--	Peak	<table border="1"> <thead> <tr> <th>Limit</th> <th>Read</th> <th>Ant</th> <th>Cable</th> <th>Preamp</th> <th>Apos</th> <th>TPos</th> <th>Remark</th> </tr> <tr> <th>Freq</th> <th>Level</th> <th>Line Margin</th> <th>Level</th> <th>Factor</th> <th>Loss Factor</th> <th></th> <th></th> </tr> <tr> <th>MHz</th> <th>dBuV/m</th> <th>dBuV/m</th> <th>dB</th> <th>dBuV</th> <th>dB/m</th> <th>dB</th> <th>dB</th> </tr> </thead> <tbody> <tr> <td>1</td> <td>10480.00</td> <td>50.19</td> <td>68.30</td> <td>-18.11</td> <td>47.27</td> <td>39.49</td> <td>14.23</td> <td>50.80</td> <td>--</td> <td>--</td> <td>Peak</td> </tr> <tr> <td>2</td> <td>15720.00</td> <td>49.93</td> <td>74.00</td> <td>-24.07</td> <td>42.59</td> <td>41.93</td> <td>16.99</td> <td>51.58</td> <td>--</td> <td>--</td> <td>Peak</td> </tr> </tbody> </table>	Limit	Read	Ant	Cable	Preamp	Apos	TPos	Remark	Freq	Level	Line Margin	Level	Factor	Loss Factor			MHz	dBuV/m	dBuV/m	dB	dBuV	dB/m	dB	dB	1	10480.00	50.19	68.30	-18.11	47.27	39.49	14.23	50.80	--	--	Peak	2	15720.00	49.93	74.00	-24.07	42.59	41.93	16.99	51.58	--	--
Limit	Read	Ant	Cable	Preamp	Apos	TPos	Remark																																																																																										
Freq	Level	Line Margin	Level	Factor	Loss Factor																																																																																												
MHz	dBuV/m	dBuV/m	dB	dBuV	dB/m	dB	dB																																																																																										
1	10480.00	47.81	68.30	-20.49	44.89	39.49	14.23	50.80	--	--	Peak																																																																																						
2	15720.00	50.47	74.00	-23.53	43.13	41.93	16.99	51.58	--	--	Peak																																																																																						
Limit	Read	Ant	Cable	Preamp	Apos	TPos	Remark																																																																																										
Freq	Level	Line Margin	Level	Factor	Loss Factor																																																																																												
MHz	dBuV/m	dBuV/m	dB	dBuV	dB/m	dB	dB																																																																																										
1	10480.00	50.19	68.30	-18.11	47.27	39.49	14.23	50.80	--	--	Peak																																																																																						
2	15720.00	49.93	74.00	-24.07	42.59	41.93	16.99	51.58	--	--	Peak																																																																																						



Mode	13																																																																																																
	Harmonic																																																																																																
	U-NII-2A_5.25-5.35_802.11ax HE20_CH52_Full_5260MHz																																																																																																
ANT	CDD 5+7																																																																																																
Pol.	Horizontal	Vertical																																																																																															
Peak Avg	<p>Date: 2024-03-18</p>	<p>Date: 2024-03-18</p>																																																																																															
	<table border="1"> <thead> <tr> <th>Limit</th> <th>Read</th> <th>Ant</th> <th>Cable</th> <th>Preamp</th> <th>Apos</th> <th>TPos</th> <th>Remark</th> </tr> <tr> <th>Freq</th> <th>Level</th> <th>Line Margin</th> <th>Level Factor</th> <th>Loss Factor</th> <th></th> <th></th> <th></th> </tr> <tr> <th>MHz</th> <th>dBuV/m</th> <th>dBuV/m</th> <th>dB</th> <th>dBuV</th> <th>dB/m</th> <th>dB</th> <th>dB</th> </tr> </thead> <tbody> <tr> <td>1</td> <td>10520.00</td> <td>48.49</td> <td>68.30</td> <td>-19.81</td> <td>45.54</td> <td>39.50</td> <td>14.25</td> <td>50.80</td> <td>--</td> <td>--</td> <td>Peak</td> </tr> <tr> <td>2</td> <td>15780.00</td> <td>50.48</td> <td>74.00</td> <td>-23.52</td> <td>43.10</td> <td>41.97</td> <td>17.04</td> <td>51.63</td> <td>--</td> <td>--</td> <td>Peak</td> </tr> </tbody> </table>	Limit	Read	Ant	Cable	Preamp	Apos	TPos	Remark	Freq	Level	Line Margin	Level Factor	Loss Factor				MHz	dBuV/m	dBuV/m	dB	dBuV	dB/m	dB	dB	1	10520.00	48.49	68.30	-19.81	45.54	39.50	14.25	50.80	--	--	Peak	2	15780.00	50.48	74.00	-23.52	43.10	41.97	17.04	51.63	--	--	Peak	<table border="1"> <thead> <tr> <th>Limit</th> <th>Read</th> <th>Ant</th> <th>Cable</th> <th>Preamp</th> <th>Apos</th> <th>TPos</th> <th>Remark</th> </tr> <tr> <th>Freq</th> <th>Level</th> <th>Line Margin</th> <th>Level Factor</th> <th>Loss Factor</th> <th></th> <th></th> <th></th> </tr> <tr> <th>MHz</th> <th>dBuV/m</th> <th>dBuV/m</th> <th>dB</th> <th>dBuV</th> <th>dB/m</th> <th>dB</th> <th>dB</th> </tr> </thead> <tbody> <tr> <td>1</td> <td>10520.00</td> <td>48.38</td> <td>68.30</td> <td>-19.92</td> <td>45.43</td> <td>39.50</td> <td>14.25</td> <td>50.80</td> <td>--</td> <td>--</td> <td>Peak</td> </tr> <tr> <td>2</td> <td>15780.00</td> <td>50.87</td> <td>74.00</td> <td>-23.13</td> <td>43.49</td> <td>41.97</td> <td>17.04</td> <td>51.63</td> <td>--</td> <td>--</td> <td>Peak</td> </tr> </tbody> </table>	Limit	Read	Ant	Cable	Preamp	Apos	TPos	Remark	Freq	Level	Line Margin	Level Factor	Loss Factor				MHz	dBuV/m	dBuV/m	dB	dBuV	dB/m	dB	dB	1	10520.00	48.38	68.30	-19.92	45.43	39.50	14.25	50.80	--	--	Peak	2	15780.00	50.87	74.00	-23.13	43.49	41.97	17.04	51.63	--	--
Limit	Read	Ant	Cable	Preamp	Apos	TPos	Remark																																																																																										
Freq	Level	Line Margin	Level Factor	Loss Factor																																																																																													
MHz	dBuV/m	dBuV/m	dB	dBuV	dB/m	dB	dB																																																																																										
1	10520.00	48.49	68.30	-19.81	45.54	39.50	14.25	50.80	--	--	Peak																																																																																						
2	15780.00	50.48	74.00	-23.52	43.10	41.97	17.04	51.63	--	--	Peak																																																																																						
Limit	Read	Ant	Cable	Preamp	Apos	TPos	Remark																																																																																										
Freq	Level	Line Margin	Level Factor	Loss Factor																																																																																													
MHz	dBuV/m	dBuV/m	dB	dBuV	dB/m	dB	dB																																																																																										
1	10520.00	48.38	68.30	-19.92	45.43	39.50	14.25	50.80	--	--	Peak																																																																																						
2	15780.00	50.87	74.00	-23.13	43.49	41.97	17.04	51.63	--	--	Peak																																																																																						



Mode	14																																																																																																
	Harmonic																																																																																																
	U-NII-2A_5.25-5.35_802.11ax HE20_CH60_Full_5300MHz																																																																																																
ANT	CDD 5+7																																																																																																
Pol.	Horizontal	Vertical																																																																																															
Peak Avg	<p>Date: 2024-03-07</p>	<p>Date: 2024-03-07</p>																																																																																															
	<table border="1"> <thead> <tr> <th>Limit</th> <th>Read</th> <th>Ant</th> <th>Cable</th> <th>Preamp</th> <th>Apos</th> <th>TPos</th> <th>Remark</th> </tr> <tr> <th>Freq</th> <th>Level</th> <th>Line Margin</th> <th>Level</th> <th>Factor</th> <th>Loss Factor</th> <th></th> <th></th> </tr> <tr> <th>MHz</th> <th>dBuV/m</th> <th>dBuV/m</th> <th>dB</th> <th>dBuV</th> <th>dB/m</th> <th>dB</th> <th>dB</th> </tr> </thead> <tbody> <tr> <td>1</td> <td>10600.00</td> <td>49.03</td> <td>74.00</td> <td>-24.97</td> <td>46.05</td> <td>39.48</td> <td>14.30</td> <td>50.80</td> <td>--</td> <td>--</td> <td>Peak</td> </tr> <tr> <td>2</td> <td>15900.00</td> <td>50.49</td> <td>74.00</td> <td>-23.51</td> <td>43.03</td> <td>42.04</td> <td>17.14</td> <td>51.72</td> <td>--</td> <td>--</td> <td>Peak</td> </tr> </tbody> </table>	Limit	Read	Ant	Cable	Preamp	Apos	TPos	Remark	Freq	Level	Line Margin	Level	Factor	Loss Factor			MHz	dBuV/m	dBuV/m	dB	dBuV	dB/m	dB	dB	1	10600.00	49.03	74.00	-24.97	46.05	39.48	14.30	50.80	--	--	Peak	2	15900.00	50.49	74.00	-23.51	43.03	42.04	17.14	51.72	--	--	Peak	<table border="1"> <thead> <tr> <th>Limit</th> <th>Read</th> <th>Ant</th> <th>Cable</th> <th>Preamp</th> <th>Apos</th> <th>TPos</th> <th>Remark</th> </tr> <tr> <th>Freq</th> <th>Level</th> <th>Line Margin</th> <th>Level</th> <th>Factor</th> <th>Loss Factor</th> <th></th> <th></th> </tr> <tr> <th>MHz</th> <th>dBuV/m</th> <th>dBuV/m</th> <th>dB</th> <th>dBuV</th> <th>dB/m</th> <th>dB</th> <th>dB</th> </tr> </thead> <tbody> <tr> <td>1</td> <td>10600.00</td> <td>49.11</td> <td>74.00</td> <td>-24.89</td> <td>46.13</td> <td>39.48</td> <td>14.30</td> <td>50.80</td> <td>--</td> <td>--</td> <td>Peak</td> </tr> <tr> <td>2</td> <td>15900.00</td> <td>50.01</td> <td>74.00</td> <td>-23.99</td> <td>42.55</td> <td>42.04</td> <td>17.14</td> <td>51.72</td> <td>--</td> <td>--</td> <td>Peak</td> </tr> </tbody> </table>	Limit	Read	Ant	Cable	Preamp	Apos	TPos	Remark	Freq	Level	Line Margin	Level	Factor	Loss Factor			MHz	dBuV/m	dBuV/m	dB	dBuV	dB/m	dB	dB	1	10600.00	49.11	74.00	-24.89	46.13	39.48	14.30	50.80	--	--	Peak	2	15900.00	50.01	74.00	-23.99	42.55	42.04	17.14	51.72	--	--
Limit	Read	Ant	Cable	Preamp	Apos	TPos	Remark																																																																																										
Freq	Level	Line Margin	Level	Factor	Loss Factor																																																																																												
MHz	dBuV/m	dBuV/m	dB	dBuV	dB/m	dB	dB																																																																																										
1	10600.00	49.03	74.00	-24.97	46.05	39.48	14.30	50.80	--	--	Peak																																																																																						
2	15900.00	50.49	74.00	-23.51	43.03	42.04	17.14	51.72	--	--	Peak																																																																																						
Limit	Read	Ant	Cable	Preamp	Apos	TPos	Remark																																																																																										
Freq	Level	Line Margin	Level	Factor	Loss Factor																																																																																												
MHz	dBuV/m	dBuV/m	dB	dBuV	dB/m	dB	dB																																																																																										
1	10600.00	49.11	74.00	-24.89	46.13	39.48	14.30	50.80	--	--	Peak																																																																																						
2	15900.00	50.01	74.00	-23.99	42.55	42.04	17.14	51.72	--	--	Peak																																																																																						



Mode	15																																																																																	
	Band Edge																																																																																	
	U-NII-2A_5.25-5.35_802.11ax HE20_CH64_Full_5320MHz																																																																																	
ANT	CDD 5+7																																																																																	
Pol.	Horizontal	Fundamental																																																																																
Peak	<table border="1"> <thead> <tr> <th>Limit</th> <th>Margin</th> <th>Read</th> <th>Ant</th> <th>Cable</th> <th>Preamp</th> <th>APos</th> <th>TPos</th> <th>Remark</th> </tr> <tr> <th>Freq</th> <th>Level</th> <th>Line</th> <th>(dB)</th> <th>Level</th> <th>Factor</th> <th>Loss</th> <th>Factor</th> <th></th> </tr> <tr> <th>MHz</th> <th>dBuV/m</th> <th>dBuV/m</th> <th>dB</th> <th>dBuV</th> <th>dB/m</th> <th>dB</th> <th>dB</th> <th>cm</th> <th>deg</th> </tr> </thead> <tbody> <tr> <td>1</td> <td>5356.34</td> <td>59.52</td> <td>74.00</td> <td>-14.48</td> <td>45.79</td> <td>34.83</td> <td>10.94</td> <td>32.04</td> <td>398</td> <td>56</td> <td>PEAK</td> </tr> </tbody> </table>	Limit	Margin	Read	Ant	Cable	Preamp	APos	TPos	Remark	Freq	Level	Line	(dB)	Level	Factor	Loss	Factor		MHz	dBuV/m	dBuV/m	dB	dBuV	dB/m	dB	dB	cm	deg	1	5356.34	59.52	74.00	-14.48	45.79	34.83	10.94	32.04	398	56	PEAK	<table border="1"> <thead> <tr> <th>Limit</th> <th>Margin</th> <th>Read</th> <th>Ant</th> <th>Cable</th> <th>Preamp</th> <th>APos</th> <th>TPos</th> <th>Remark</th> </tr> <tr> <th>Freq</th> <th>Level</th> <th>Line</th> <th>(dB)</th> <th>Level</th> <th>Factor</th> <th>Loss</th> <th>Factor</th> <th></th> </tr> <tr> <th>MHz</th> <th>dBuV/m</th> <th>dBuV/m</th> <th>dB</th> <th>dBuV</th> <th>dB/m</th> <th>dB</th> <th>dB</th> <th>cm</th> <th>deg</th> </tr> </thead> <tbody> <tr> <td>1</td> <td>5320.00</td> <td>106.43</td> <td>-----</td> <td>-----</td> <td>92.61</td> <td>34.84</td> <td>10.97</td> <td>31.99</td> <td>398</td> <td>56</td> <td>PEAK</td> </tr> </tbody> </table>	Limit	Margin	Read	Ant	Cable	Preamp	APos	TPos	Remark	Freq	Level	Line	(dB)	Level	Factor	Loss	Factor		MHz	dBuV/m	dBuV/m	dB	dBuV	dB/m	dB	dB	cm	deg	1	5320.00	106.43	-----	-----	92.61	34.84	10.97	31.99	398	56	PEAK
	Limit	Margin	Read	Ant	Cable	Preamp	APos	TPos	Remark																																																																									
Freq	Level	Line	(dB)	Level	Factor	Loss	Factor																																																																											
MHz	dBuV/m	dBuV/m	dB	dBuV	dB/m	dB	dB	cm	deg																																																																									
1	5356.34	59.52	74.00	-14.48	45.79	34.83	10.94	32.04	398	56	PEAK																																																																							
Limit	Margin	Read	Ant	Cable	Preamp	APos	TPos	Remark																																																																										
Freq	Level	Line	(dB)	Level	Factor	Loss	Factor																																																																											
MHz	dBuV/m	dBuV/m	dB	dBuV	dB/m	dB	dB	cm	deg																																																																									
1	5320.00	106.43	-----	-----	92.61	34.84	10.97	31.99	398	56	PEAK																																																																							
Avg	<table border="1"> <thead> <tr> <th>Limit</th> <th>Margin</th> <th>Read</th> <th>Ant</th> <th>Cable</th> <th>Preamp</th> <th>APos</th> <th>TPos</th> <th>Remark</th> </tr> <tr> <th>Freq</th> <th>Level</th> <th>Line</th> <th>(dB)</th> <th>Level</th> <th>Factor</th> <th>Loss</th> <th>Factor</th> <th></th> </tr> <tr> <th>MHz</th> <th>dBuV/m</th> <th>dBuV/m</th> <th>dB</th> <th>dBuV</th> <th>dB/m</th> <th>dB</th> <th>dB</th> <th>cm</th> <th>deg</th> </tr> </thead> <tbody> <tr> <td>1</td> <td>5350.00</td> <td>46.30</td> <td>54.00</td> <td>-7.70</td> <td>32.56</td> <td>34.83</td> <td>10.94</td> <td>32.03</td> <td>398</td> <td>56</td> <td>AVERAGE</td> </tr> </tbody> </table>	Limit	Margin	Read	Ant	Cable	Preamp	APos	TPos	Remark	Freq	Level	Line	(dB)	Level	Factor	Loss	Factor		MHz	dBuV/m	dBuV/m	dB	dBuV	dB/m	dB	dB	cm	deg	1	5350.00	46.30	54.00	-7.70	32.56	34.83	10.94	32.03	398	56	AVERAGE	<table border="1"> <thead> <tr> <th>Limit</th> <th>Margin</th> <th>Read</th> <th>Ant</th> <th>Cable</th> <th>Preamp</th> <th>APos</th> <th>TPos</th> <th>Remark</th> </tr> <tr> <th>Freq</th> <th>Level</th> <th>Line</th> <th>(dB)</th> <th>Level</th> <th>Factor</th> <th>Loss</th> <th>Factor</th> <th></th> </tr> <tr> <th>MHz</th> <th>dBuV/m</th> <th>dBuV/m</th> <th>dB</th> <th>dBuV</th> <th>dB/m</th> <th>dB</th> <th>dB</th> <th>cm</th> <th>deg</th> </tr> </thead> <tbody> <tr> <td>1</td> <td>5320.00</td> <td>98.97</td> <td>-----</td> <td>-----</td> <td>85.15</td> <td>34.84</td> <td>10.97</td> <td>31.99</td> <td>398</td> <td>56</td> <td>AVERAGE</td> </tr> </tbody> </table>	Limit	Margin	Read	Ant	Cable	Preamp	APos	TPos	Remark	Freq	Level	Line	(dB)	Level	Factor	Loss	Factor		MHz	dBuV/m	dBuV/m	dB	dBuV	dB/m	dB	dB	cm	deg	1	5320.00	98.97	-----	-----	85.15	34.84	10.97	31.99	398	56	AVERAGE
Limit	Margin	Read	Ant	Cable	Preamp	APos	TPos	Remark																																																																										
Freq	Level	Line	(dB)	Level	Factor	Loss	Factor																																																																											
MHz	dBuV/m	dBuV/m	dB	dBuV	dB/m	dB	dB	cm	deg																																																																									
1	5350.00	46.30	54.00	-7.70	32.56	34.83	10.94	32.03	398	56	AVERAGE																																																																							
Limit	Margin	Read	Ant	Cable	Preamp	APos	TPos	Remark																																																																										
Freq	Level	Line	(dB)	Level	Factor	Loss	Factor																																																																											
MHz	dBuV/m	dBuV/m	dB	dBuV	dB/m	dB	dB	cm	deg																																																																									
1	5320.00	98.97	-----	-----	85.15	34.84	10.97	31.99	398	56	AVERAGE																																																																							



Mode	15																																																																																	
	Band Edge																																																																																	
	U-NII-2A_5.25-5.35_802.11ax HE20_CH64_Full_5320MHz																																																																																	
ANT	CDD 5+7																																																																																	
Pol.	Vertical	Fundamental																																																																																
Peak	<table border="1"> <thead> <tr> <th>Limit</th> <th>Margin</th> <th>Read</th> <th>Ant</th> <th>Cable</th> <th>Preamp</th> <th>APos</th> <th>TPos</th> <th>Remark</th> </tr> <tr> <th>Freq</th> <th>Level</th> <th>Line</th> <th>(dB)</th> <th>Level</th> <th>Factor</th> <th>Loss</th> <th>Factor</th> <th></th> </tr> <tr> <th>MHz</th> <th>dBuV/m</th> <th>dBuV/m</th> <th>dB</th> <th>dBuV</th> <th>dB/m</th> <th>dB</th> <th>dB</th> <th>cm</th> <th>deg</th> </tr> </thead> <tbody> <tr> <td>1</td> <td>5359.55</td> <td>59.77</td> <td>74.00</td> <td>-14.23</td> <td>46.04</td> <td>34.83</td> <td>10.94</td> <td>32.04</td> <td>345</td> <td>246</td> <td>PEAK</td> </tr> </tbody> </table>	Limit	Margin	Read	Ant	Cable	Preamp	APos	TPos	Remark	Freq	Level	Line	(dB)	Level	Factor	Loss	Factor		MHz	dBuV/m	dBuV/m	dB	dBuV	dB/m	dB	dB	cm	deg	1	5359.55	59.77	74.00	-14.23	46.04	34.83	10.94	32.04	345	246	PEAK	<table border="1"> <thead> <tr> <th>Limit</th> <th>Margin</th> <th>Read</th> <th>Ant</th> <th>Cable</th> <th>Preamp</th> <th>APos</th> <th>TPos</th> <th>Remark</th> </tr> <tr> <th>Freq</th> <th>Level</th> <th>Line</th> <th>(dB)</th> <th>Level</th> <th>Factor</th> <th>Loss</th> <th>Factor</th> <th></th> </tr> <tr> <th>MHz</th> <th>dBuV/m</th> <th>dBuV/m</th> <th>dB</th> <th>dBuV</th> <th>dB/m</th> <th>dB</th> <th>dB</th> <th>cm</th> <th>deg</th> </tr> </thead> <tbody> <tr> <td>1</td> <td>5320.00</td> <td>106.77</td> <td>-----</td> <td>-----</td> <td>92.95</td> <td>34.84</td> <td>10.97</td> <td>31.99</td> <td>345</td> <td>246</td> <td>PEAK</td> </tr> </tbody> </table>	Limit	Margin	Read	Ant	Cable	Preamp	APos	TPos	Remark	Freq	Level	Line	(dB)	Level	Factor	Loss	Factor		MHz	dBuV/m	dBuV/m	dB	dBuV	dB/m	dB	dB	cm	deg	1	5320.00	106.77	-----	-----	92.95	34.84	10.97	31.99	345	246	PEAK
	Limit	Margin	Read	Ant	Cable	Preamp	APos	TPos	Remark																																																																									
Freq	Level	Line	(dB)	Level	Factor	Loss	Factor																																																																											
MHz	dBuV/m	dBuV/m	dB	dBuV	dB/m	dB	dB	cm	deg																																																																									
1	5359.55	59.77	74.00	-14.23	46.04	34.83	10.94	32.04	345	246	PEAK																																																																							
Limit	Margin	Read	Ant	Cable	Preamp	APos	TPos	Remark																																																																										
Freq	Level	Line	(dB)	Level	Factor	Loss	Factor																																																																											
MHz	dBuV/m	dBuV/m	dB	dBuV	dB/m	dB	dB	cm	deg																																																																									
1	5320.00	106.77	-----	-----	92.95	34.84	10.97	31.99	345	246	PEAK																																																																							
Avg	<table border="1"> <thead> <tr> <th>Limit</th> <th>Margin</th> <th>Read</th> <th>Ant</th> <th>Cable</th> <th>Preamp</th> <th>APos</th> <th>TPos</th> <th>Remark</th> </tr> <tr> <th>Freq</th> <th>Level</th> <th>Line</th> <th>(dB)</th> <th>Level</th> <th>Factor</th> <th>Loss</th> <th>Factor</th> <th></th> </tr> <tr> <th>MHz</th> <th>dBuV/m</th> <th>dBuV/m</th> <th>dB</th> <th>dBuV</th> <th>dB/m</th> <th>dB</th> <th>dB</th> <th>cm</th> <th>deg</th> </tr> </thead> <tbody> <tr> <td>1</td> <td>5352.00</td> <td>47.22</td> <td>54.00</td> <td>-6.78</td> <td>33.48</td> <td>34.83</td> <td>10.94</td> <td>32.03</td> <td>345</td> <td>246</td> <td>AVERAGE</td> </tr> </tbody> </table>	Limit	Margin	Read	Ant	Cable	Preamp	APos	TPos	Remark	Freq	Level	Line	(dB)	Level	Factor	Loss	Factor		MHz	dBuV/m	dBuV/m	dB	dBuV	dB/m	dB	dB	cm	deg	1	5352.00	47.22	54.00	-6.78	33.48	34.83	10.94	32.03	345	246	AVERAGE	<table border="1"> <thead> <tr> <th>Limit</th> <th>Margin</th> <th>Read</th> <th>Ant</th> <th>Cable</th> <th>Preamp</th> <th>APos</th> <th>TPos</th> <th>Remark</th> </tr> <tr> <th>Freq</th> <th>Level</th> <th>Line</th> <th>(dB)</th> <th>Level</th> <th>Factor</th> <th>Loss</th> <th>Factor</th> <th></th> </tr> <tr> <th>MHz</th> <th>dBuV/m</th> <th>dBuV/m</th> <th>dB</th> <th>dBuV</th> <th>dB/m</th> <th>dB</th> <th>dB</th> <th>cm</th> <th>deg</th> </tr> </thead> <tbody> <tr> <td>1</td> <td>5320.00</td> <td>100.40</td> <td>-----</td> <td>-----</td> <td>86.58</td> <td>34.84</td> <td>10.97</td> <td>31.99</td> <td>345</td> <td>246</td> <td>AVERAGE</td> </tr> </tbody> </table>	Limit	Margin	Read	Ant	Cable	Preamp	APos	TPos	Remark	Freq	Level	Line	(dB)	Level	Factor	Loss	Factor		MHz	dBuV/m	dBuV/m	dB	dBuV	dB/m	dB	dB	cm	deg	1	5320.00	100.40	-----	-----	86.58	34.84	10.97	31.99	345	246	AVERAGE
Limit	Margin	Read	Ant	Cable	Preamp	APos	TPos	Remark																																																																										
Freq	Level	Line	(dB)	Level	Factor	Loss	Factor																																																																											
MHz	dBuV/m	dBuV/m	dB	dBuV	dB/m	dB	dB	cm	deg																																																																									
1	5352.00	47.22	54.00	-6.78	33.48	34.83	10.94	32.03	345	246	AVERAGE																																																																							
Limit	Margin	Read	Ant	Cable	Preamp	APos	TPos	Remark																																																																										
Freq	Level	Line	(dB)	Level	Factor	Loss	Factor																																																																											
MHz	dBuV/m	dBuV/m	dB	dBuV	dB/m	dB	dB	cm	deg																																																																									
1	5320.00	100.40	-----	-----	86.58	34.84	10.97	31.99	345	246	AVERAGE																																																																							

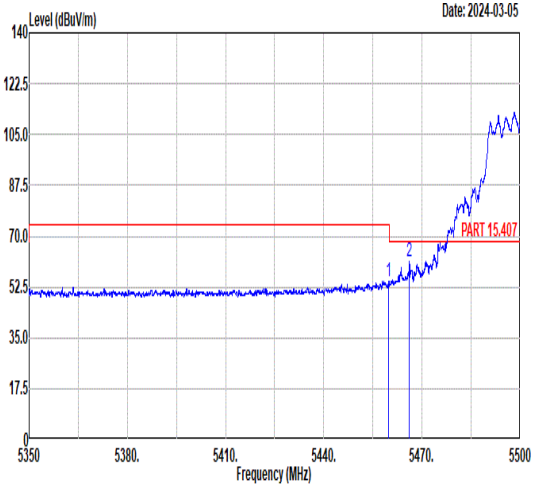
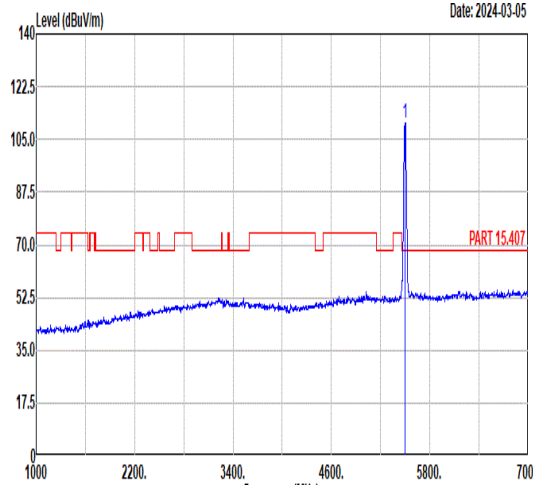
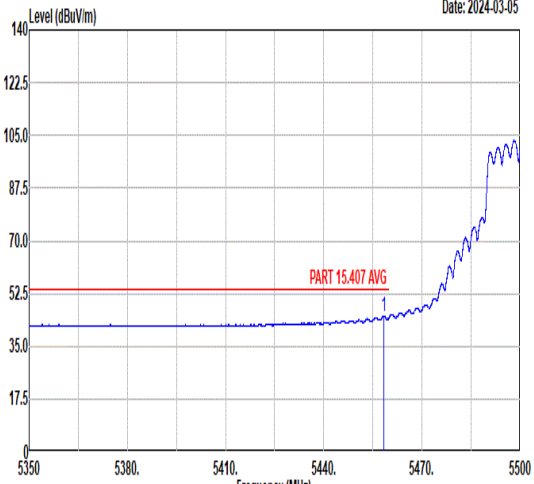
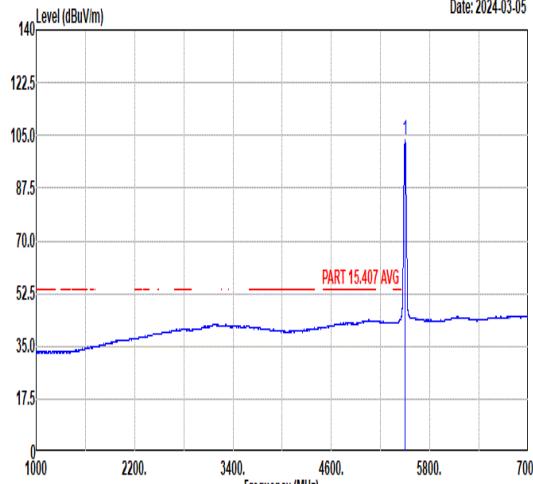


Mode	15																																																																																																	
	Harmonic																																																																																																	
	U-NII-2A_5.25-5.35_802.11ax HE20_CH64_Full_5320MHz																																																																																																	
ANT	CDD 5+7																																																																																																	
Pol.	Horizontal	Vertical																																																																																																
Peak Avg	<table border="1"> <thead> <tr> <th>Limit</th> <th>Read</th> <th>Ant</th> <th>Cable</th> <th>Preamp</th> <th>Apos</th> <th>TPos</th> <th>Remark</th> </tr> <tr> <th>Freq</th> <th>Level</th> <th>Line Margin</th> <th>Level</th> <th>Factor</th> <th>Loss Factor</th> <th></th> <th></th> </tr> <tr> <th>MHz</th> <th>dBuV/m</th> <th>dBuV/m</th> <th>dB</th> <th>dBuV</th> <th>dB/m</th> <th>dB</th> <th>dB</th> </tr> </thead> <tbody> <tr> <td>1</td> <td>10640.00</td> <td>49.55</td> <td>74.00</td> <td>-24.45</td> <td>46.56</td> <td>39.47</td> <td>14.32</td> <td>50.80</td> <td>--</td> <td>--</td> <td>Peak</td> </tr> <tr> <td>2</td> <td>15960.00</td> <td>50.61</td> <td>74.00</td> <td>-23.39</td> <td>43.11</td> <td>42.08</td> <td>17.19</td> <td>51.77</td> <td>--</td> <td>--</td> <td>Peak</td> </tr> </tbody> </table>	Limit	Read	Ant	Cable	Preamp	Apos	TPos	Remark	Freq	Level	Line Margin	Level	Factor	Loss Factor			MHz	dBuV/m	dBuV/m	dB	dBuV	dB/m	dB	dB	1	10640.00	49.55	74.00	-24.45	46.56	39.47	14.32	50.80	--	--	Peak	2	15960.00	50.61	74.00	-23.39	43.11	42.08	17.19	51.77	--	--	Peak	<table border="1"> <thead> <tr> <th>Limit</th> <th>Read</th> <th>Ant</th> <th>Cable</th> <th>Preamp</th> <th>Apos</th> <th>TPos</th> <th>Remark</th> </tr> <tr> <th>Freq</th> <th>Level</th> <th>Line Margin</th> <th>Level</th> <th>Factor</th> <th>Loss Factor</th> <th></th> <th></th> </tr> <tr> <th>MHz</th> <th>dBuV/m</th> <th>dBuV/m</th> <th>dB</th> <th>dBuV</th> <th>dB/m</th> <th>dB</th> <th>dB</th> </tr> </thead> <tbody> <tr> <td>1</td> <td>10640.00</td> <td>49.63</td> <td>74.00</td> <td>-24.37</td> <td>46.64</td> <td>39.47</td> <td>14.32</td> <td>50.80</td> <td>--</td> <td>--</td> <td>Peak</td> </tr> <tr> <td>2</td> <td>15960.00</td> <td>50.97</td> <td>74.00</td> <td>-23.03</td> <td>43.47</td> <td>42.08</td> <td>17.19</td> <td>51.77</td> <td>--</td> <td>--</td> <td>Peak</td> </tr> </tbody> </table>	Limit	Read	Ant	Cable	Preamp	Apos	TPos	Remark	Freq	Level	Line Margin	Level	Factor	Loss Factor			MHz	dBuV/m	dBuV/m	dB	dBuV	dB/m	dB	dB	1	10640.00	49.63	74.00	-24.37	46.64	39.47	14.32	50.80	--	--	Peak	2	15960.00	50.97	74.00	-23.03	43.47	42.08	17.19	51.77	--	--	Peak
	Limit	Read	Ant	Cable	Preamp	Apos	TPos	Remark																																																																																										
Freq	Level	Line Margin	Level	Factor	Loss Factor																																																																																													
MHz	dBuV/m	dBuV/m	dB	dBuV	dB/m	dB	dB																																																																																											
1	10640.00	49.55	74.00	-24.45	46.56	39.47	14.32	50.80	--	--	Peak																																																																																							
2	15960.00	50.61	74.00	-23.39	43.11	42.08	17.19	51.77	--	--	Peak																																																																																							
Limit	Read	Ant	Cable	Preamp	Apos	TPos	Remark																																																																																											
Freq	Level	Line Margin	Level	Factor	Loss Factor																																																																																													
MHz	dBuV/m	dBuV/m	dB	dBuV	dB/m	dB	dB																																																																																											
1	10640.00	49.63	74.00	-24.37	46.64	39.47	14.32	50.80	--	--	Peak																																																																																							
2	15960.00	50.97	74.00	-23.03	43.47	42.08	17.19	51.77	--	--	Peak																																																																																							



Mode	16																																																																																											
	Band Edge																																																																																											
	U-NII-2C_5.47-5.725_802.11ax HE20_CH100_5500MHz																																																																																											
ANT	CDD 5+7																																																																																											
Pol.	Horizontal	Fundamental																																																																																										
Peak	<table border="1"> <thead> <tr> <th>Limit</th> <th>Margin</th> <th>Read</th> <th>Ant</th> <th>Cable</th> <th>Preamp</th> <th>APos</th> <th>TPos</th> <th>Remark</th> </tr> <tr> <th>Freq</th> <th>Level</th> <th>Line</th> <th>(dB)</th> <th>Level</th> <th>Factor</th> <th>Loss</th> <th>Factor</th> <th></th> </tr> <tr> <th>MHz</th> <th>dBuV/m</th> <th>dBuV/m</th> <th>dBuV</th> <th>dB/m</th> <th>dB</th> <th>dB</th> <th>cm</th> <th>deg</th> </tr> </thead> <tbody> <tr> <td>1</td> <td>5454.48</td> <td>53.99</td> <td>74.00</td> <td>-20.01</td> <td>40.24</td> <td>34.81</td> <td>11.10</td> <td>32.16</td> <td>319</td> <td>62</td> <td>PEAK</td> </tr> <tr> <td>2</td> <td>5467.68</td> <td>56.79</td> <td>68.30</td> <td>-11.51</td> <td>43.00</td> <td>34.81</td> <td>11.15</td> <td>32.17</td> <td>319</td> <td>62</td> <td>PEAK</td> </tr> </tbody> </table>	Limit	Margin	Read	Ant	Cable	Preamp	APos	TPos	Remark	Freq	Level	Line	(dB)	Level	Factor	Loss	Factor		MHz	dBuV/m	dBuV/m	dBuV	dB/m	dB	dB	cm	deg	1	5454.48	53.99	74.00	-20.01	40.24	34.81	11.10	32.16	319	62	PEAK	2	5467.68	56.79	68.30	-11.51	43.00	34.81	11.15	32.17	319	62	PEAK	<table border="1"> <thead> <tr> <th>Limit</th> <th>Margin</th> <th>Read</th> <th>Ant</th> <th>Cable</th> <th>Preamp</th> <th>APos</th> <th>TPos</th> <th>Remark</th> </tr> <tr> <th>Freq</th> <th>Level</th> <th>Line</th> <th>(dB)</th> <th>Level</th> <th>Factor</th> <th>Loss</th> <th>Factor</th> <th></th> </tr> <tr> <th>MHz</th> <th>dBuV/m</th> <th>dBuV/m</th> <th>dB</th> <th>dBuV</th> <th>dB/m</th> <th>dB</th> <th>cm</th> <th>deg</th> </tr> </thead> <tbody> <tr> <td>1</td> <td>5500.00</td> <td>110.94</td> <td>-----</td> <td>-----</td> <td>97.08</td> <td>34.80</td> <td>11.27</td> <td>32.21</td> <td>319</td> <td>62</td> <td>PEAK</td> </tr> </tbody> </table>	Limit	Margin	Read	Ant	Cable	Preamp	APos	TPos	Remark	Freq	Level	Line	(dB)	Level	Factor	Loss	Factor		MHz	dBuV/m	dBuV/m	dB	dBuV	dB/m	dB	cm	deg	1	5500.00	110.94	-----	-----	97.08	34.80	11.27	32.21	319	62	PEAK
	Limit	Margin	Read	Ant	Cable	Preamp	APos	TPos	Remark																																																																																			
Freq	Level	Line	(dB)	Level	Factor	Loss	Factor																																																																																					
MHz	dBuV/m	dBuV/m	dBuV	dB/m	dB	dB	cm	deg																																																																																				
1	5454.48	53.99	74.00	-20.01	40.24	34.81	11.10	32.16	319	62	PEAK																																																																																	
2	5467.68	56.79	68.30	-11.51	43.00	34.81	11.15	32.17	319	62	PEAK																																																																																	
Limit	Margin	Read	Ant	Cable	Preamp	APos	TPos	Remark																																																																																				
Freq	Level	Line	(dB)	Level	Factor	Loss	Factor																																																																																					
MHz	dBuV/m	dBuV/m	dB	dBuV	dB/m	dB	cm	deg																																																																																				
1	5500.00	110.94	-----	-----	97.08	34.80	11.27	32.21	319	62	PEAK																																																																																	
Avg	<table border="1"> <thead> <tr> <th>Limit</th> <th>Margin</th> <th>Read</th> <th>Ant</th> <th>Cable</th> <th>Preamp</th> <th>APos</th> <th>TPos</th> <th>Remark</th> </tr> <tr> <th>Freq</th> <th>Level</th> <th>Line</th> <th>(dB)</th> <th>Level</th> <th>Factor</th> <th>Loss</th> <th>Factor</th> <th></th> </tr> <tr> <th>MHz</th> <th>dBuV/m</th> <th>dBuV/m</th> <th>dB</th> <th>dBuV</th> <th>dB/m</th> <th>dB</th> <th>cm</th> <th>deg</th> </tr> </thead> <tbody> <tr> <td>1</td> <td>5459.29</td> <td>44.27</td> <td>54.00</td> <td>-9.73</td> <td>30.50</td> <td>34.81</td> <td>11.12</td> <td>32.16</td> <td>319</td> <td>62</td> <td>AVERAGE</td> </tr> </tbody> </table>	Limit	Margin	Read	Ant	Cable	Preamp	APos	TPos	Remark	Freq	Level	Line	(dB)	Level	Factor	Loss	Factor		MHz	dBuV/m	dBuV/m	dB	dBuV	dB/m	dB	cm	deg	1	5459.29	44.27	54.00	-9.73	30.50	34.81	11.12	32.16	319	62	AVERAGE	<table border="1"> <thead> <tr> <th>Limit</th> <th>Margin</th> <th>Read</th> <th>Ant</th> <th>Cable</th> <th>Preamp</th> <th>APos</th> <th>TPos</th> <th>Remark</th> </tr> <tr> <th>Freq</th> <th>Level</th> <th>Line</th> <th>(dB)</th> <th>Level</th> <th>Factor</th> <th>Loss</th> <th>Factor</th> <th></th> </tr> <tr> <th>MHz</th> <th>dBuV/m</th> <th>dBuV/m</th> <th>dB</th> <th>dBuV</th> <th>dB/m</th> <th>dB</th> <th>cm</th> <th>deg</th> </tr> </thead> <tbody> <tr> <td>1</td> <td>5500.00</td> <td>101.97</td> <td>-----</td> <td>-----</td> <td>88.11</td> <td>34.80</td> <td>11.27</td> <td>32.21</td> <td>319</td> <td>62</td> <td>AVERAGE</td> </tr> </tbody> </table>	Limit	Margin	Read	Ant	Cable	Preamp	APos	TPos	Remark	Freq	Level	Line	(dB)	Level	Factor	Loss	Factor		MHz	dBuV/m	dBuV/m	dB	dBuV	dB/m	dB	cm	deg	1	5500.00	101.97	-----	-----	88.11	34.80	11.27	32.21	319	62	AVERAGE												
Limit	Margin	Read	Ant	Cable	Preamp	APos	TPos	Remark																																																																																				
Freq	Level	Line	(dB)	Level	Factor	Loss	Factor																																																																																					
MHz	dBuV/m	dBuV/m	dB	dBuV	dB/m	dB	cm	deg																																																																																				
1	5459.29	44.27	54.00	-9.73	30.50	34.81	11.12	32.16	319	62	AVERAGE																																																																																	
Limit	Margin	Read	Ant	Cable	Preamp	APos	TPos	Remark																																																																																				
Freq	Level	Line	(dB)	Level	Factor	Loss	Factor																																																																																					
MHz	dBuV/m	dBuV/m	dB	dBuV	dB/m	dB	cm	deg																																																																																				
1	5500.00	101.97	-----	-----	88.11	34.80	11.27	32.21	319	62	AVERAGE																																																																																	



Mode	16																																																																																											
	Band Edge																																																																																											
	U-NII-2C_5.47-5.725_802.11ax HE20_CH100_5500MHz																																																																																											
ANT	CDD 5+7																																																																																											
Pol.	Vertical	Fundamental																																																																																										
Peak	 <p>Date: 2024-03-05</p> <table border="1"> <thead> <tr> <th>Limit</th> <th>Margin</th> <th>Read</th> <th>Ant</th> <th>Cable</th> <th>Preamp</th> <th>APos</th> <th>TPos</th> <th>Remark</th> </tr> <tr> <th>Freq</th> <th>Level</th> <th>Line</th> <th>(dB)</th> <th>Level</th> <th>Factor</th> <th>Loss</th> <th>Factor</th> <th></th> </tr> <tr> <th>MHz</th> <th>dBuV/m</th> <th>dBuV/m</th> <th>dBuV</th> <th>dB/m</th> <th>dB</th> <th>dB</th> <th>cm</th> <th>deg</th> </tr> </thead> <tbody> <tr> <td>1</td> <td>5459.89</td> <td>54.58</td> <td>74.00</td> <td>-19.42</td> <td>40.82</td> <td>34.81</td> <td>11.12</td> <td>32.17</td> <td>329</td> <td>241</td> <td>PEAK</td> </tr> <tr> <td>2</td> <td>5466.18</td> <td>61.17</td> <td>68.30</td> <td>-7.13</td> <td>47.38</td> <td>34.81</td> <td>11.15</td> <td>32.17</td> <td>329</td> <td>241</td> <td>PEAK</td> </tr> </tbody> </table>	Limit	Margin	Read	Ant	Cable	Preamp	APos	TPos	Remark	Freq	Level	Line	(dB)	Level	Factor	Loss	Factor		MHz	dBuV/m	dBuV/m	dBuV	dB/m	dB	dB	cm	deg	1	5459.89	54.58	74.00	-19.42	40.82	34.81	11.12	32.17	329	241	PEAK	2	5466.18	61.17	68.30	-7.13	47.38	34.81	11.15	32.17	329	241	PEAK	 <p>Date: 2024-03-05</p> <table border="1"> <thead> <tr> <th>Limit</th> <th>Margin</th> <th>Read</th> <th>Ant</th> <th>Cable</th> <th>Preamp</th> <th>APos</th> <th>TPos</th> <th>Remark</th> </tr> <tr> <th>Freq</th> <th>Level</th> <th>Line</th> <th>(dB)</th> <th>Level</th> <th>Factor</th> <th>Loss</th> <th>Factor</th> <th></th> </tr> <tr> <th>MHz</th> <th>dBuV/m</th> <th>dBuV/m</th> <th>dBuV</th> <th>dB/m</th> <th>dB</th> <th>dB</th> <th>cm</th> <th>deg</th> </tr> </thead> <tbody> <tr> <td>1</td> <td>5500.00</td> <td>110.50</td> <td>-----</td> <td>-----</td> <td>96.60</td> <td>34.81</td> <td>11.30</td> <td>32.21</td> <td>329</td> <td>241</td> <td>PEAK</td> </tr> </tbody> </table>	Limit	Margin	Read	Ant	Cable	Preamp	APos	TPos	Remark	Freq	Level	Line	(dB)	Level	Factor	Loss	Factor		MHz	dBuV/m	dBuV/m	dBuV	dB/m	dB	dB	cm	deg	1	5500.00	110.50	-----	-----	96.60	34.81	11.30	32.21	329	241	PEAK
	Limit	Margin	Read	Ant	Cable	Preamp	APos	TPos	Remark																																																																																			
Freq	Level	Line	(dB)	Level	Factor	Loss	Factor																																																																																					
MHz	dBuV/m	dBuV/m	dBuV	dB/m	dB	dB	cm	deg																																																																																				
1	5459.89	54.58	74.00	-19.42	40.82	34.81	11.12	32.17	329	241	PEAK																																																																																	
2	5466.18	61.17	68.30	-7.13	47.38	34.81	11.15	32.17	329	241	PEAK																																																																																	
Limit	Margin	Read	Ant	Cable	Preamp	APos	TPos	Remark																																																																																				
Freq	Level	Line	(dB)	Level	Factor	Loss	Factor																																																																																					
MHz	dBuV/m	dBuV/m	dBuV	dB/m	dB	dB	cm	deg																																																																																				
1	5500.00	110.50	-----	-----	96.60	34.81	11.30	32.21	329	241	PEAK																																																																																	
Avg	 <p>Date: 2024-03-05</p> <table border="1"> <thead> <tr> <th>Limit</th> <th>Margin</th> <th>Read</th> <th>Ant</th> <th>Cable</th> <th>Preamp</th> <th>APos</th> <th>TPos</th> <th>Remark</th> </tr> <tr> <th>Freq</th> <th>Level</th> <th>Line</th> <th>(dB)</th> <th>Level</th> <th>Factor</th> <th>Loss</th> <th>Factor</th> <th></th> </tr> <tr> <th>MHz</th> <th>dBuV/m</th> <th>dBuV/m</th> <th>dBuV</th> <th>dB/m</th> <th>dB</th> <th>dB</th> <th>cm</th> <th>deg</th> </tr> </thead> <tbody> <tr> <td>1</td> <td>5458.39</td> <td>44.86</td> <td>54.00</td> <td>-9.14</td> <td>31.10</td> <td>34.81</td> <td>11.11</td> <td>32.16</td> <td>329</td> <td>241</td> <td>AVERAGE</td> </tr> </tbody> </table>	Limit	Margin	Read	Ant	Cable	Preamp	APos	TPos	Remark	Freq	Level	Line	(dB)	Level	Factor	Loss	Factor		MHz	dBuV/m	dBuV/m	dBuV	dB/m	dB	dB	cm	deg	1	5458.39	44.86	54.00	-9.14	31.10	34.81	11.11	32.16	329	241	AVERAGE	 <p>Date: 2024-03-05</p> <table border="1"> <thead> <tr> <th>Limit</th> <th>Margin</th> <th>Read</th> <th>Ant</th> <th>Cable</th> <th>Preamp</th> <th>APos</th> <th>TPos</th> <th>Remark</th> </tr> <tr> <th>Freq</th> <th>Level</th> <th>Line</th> <th>(dB)</th> <th>Level</th> <th>Factor</th> <th>Loss</th> <th>Factor</th> <th></th> </tr> <tr> <th>MHz</th> <th>dBuV/m</th> <th>dBuV/m</th> <th>dBuV</th> <th>dB/m</th> <th>dB</th> <th>dB</th> <th>cm</th> <th>deg</th> </tr> </thead> <tbody> <tr> <td>1</td> <td>5500.00</td> <td>103.44</td> <td>-----</td> <td>-----</td> <td>89.58</td> <td>34.80</td> <td>11.27</td> <td>32.21</td> <td>329</td> <td>241</td> <td>AVERAGE</td> </tr> </tbody> </table>	Limit	Margin	Read	Ant	Cable	Preamp	APos	TPos	Remark	Freq	Level	Line	(dB)	Level	Factor	Loss	Factor		MHz	dBuV/m	dBuV/m	dBuV	dB/m	dB	dB	cm	deg	1	5500.00	103.44	-----	-----	89.58	34.80	11.27	32.21	329	241	AVERAGE												
Limit	Margin	Read	Ant	Cable	Preamp	APos	TPos	Remark																																																																																				
Freq	Level	Line	(dB)	Level	Factor	Loss	Factor																																																																																					
MHz	dBuV/m	dBuV/m	dBuV	dB/m	dB	dB	cm	deg																																																																																				
1	5458.39	44.86	54.00	-9.14	31.10	34.81	11.11	32.16	329	241	AVERAGE																																																																																	
Limit	Margin	Read	Ant	Cable	Preamp	APos	TPos	Remark																																																																																				
Freq	Level	Line	(dB)	Level	Factor	Loss	Factor																																																																																					
MHz	dBuV/m	dBuV/m	dBuV	dB/m	dB	dB	cm	deg																																																																																				
1	5500.00	103.44	-----	-----	89.58	34.80	11.27	32.21	329	241	AVERAGE																																																																																	

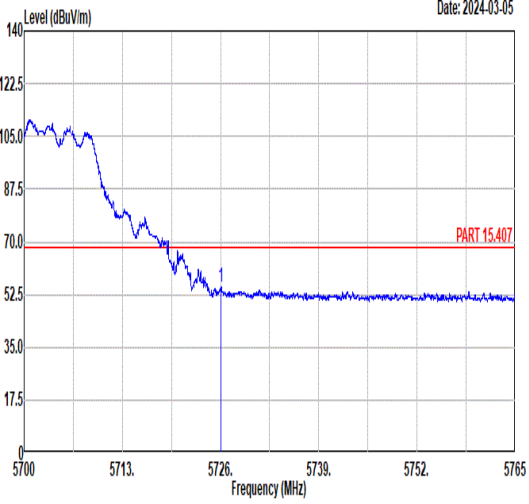
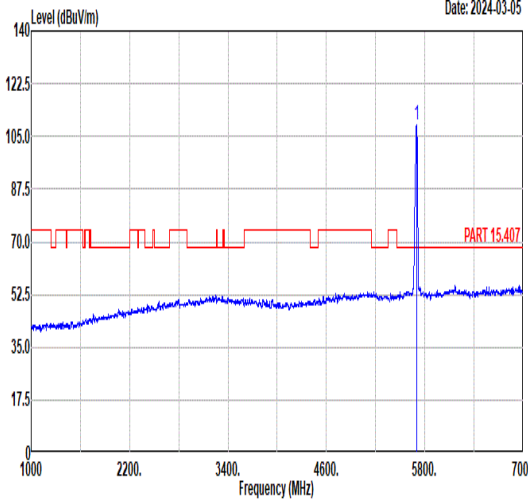
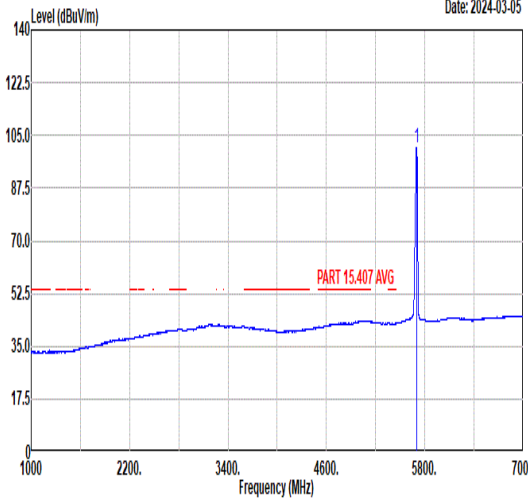


Mode	16																																																																																																
	Harmonic																																																																																																
	U-NII-2C_5.47-5.725_802.11ax HE20_CH100_5500MHz																																																																																																
ANT	CDD 5+7																																																																																																
Pol.	Horizontal	Vertical																																																																																															
Peak Avg	<p>Date: 2024-03-07</p>	<p>Date: 2024-03-07</p>																																																																																															
	<table border="1"> <thead> <tr> <th>Limit</th> <th>Read</th> <th>Ant</th> <th>Cable</th> <th>Preamp</th> <th>Apos</th> <th>TPos</th> <th>Remark</th> </tr> <tr> <th>Freq</th> <th>Level</th> <th>Line Margin</th> <th>Level</th> <th>Factor</th> <th>Loss Factor</th> <th></th> <th></th> </tr> <tr> <th>MHz</th> <th>dBuV/m</th> <th>dBuV/m</th> <th>dB</th> <th>dBuV</th> <th>dB/m</th> <th>dB</th> <th>dB</th> </tr> </thead> <tbody> <tr> <td>1</td> <td>11000.00</td> <td>49.75</td> <td>74.00</td> <td>-24.25</td> <td>46.61</td> <td>39.40</td> <td>14.54</td> <td>50.80</td> <td>--</td> <td>--</td> <td>Peak</td> </tr> <tr> <td>2</td> <td>16500.00</td> <td>50.34</td> <td>68.30</td> <td>-17.96</td> <td>42.38</td> <td>42.40</td> <td>17.36</td> <td>51.80</td> <td>--</td> <td>--</td> <td>Peak</td> </tr> </tbody> </table>	Limit	Read	Ant	Cable	Preamp	Apos	TPos	Remark	Freq	Level	Line Margin	Level	Factor	Loss Factor			MHz	dBuV/m	dBuV/m	dB	dBuV	dB/m	dB	dB	1	11000.00	49.75	74.00	-24.25	46.61	39.40	14.54	50.80	--	--	Peak	2	16500.00	50.34	68.30	-17.96	42.38	42.40	17.36	51.80	--	--	Peak	<table border="1"> <thead> <tr> <th>Limit</th> <th>Read</th> <th>Ant</th> <th>Cable</th> <th>Preamp</th> <th>Apos</th> <th>TPos</th> <th>Remark</th> </tr> <tr> <th>Freq</th> <th>Level</th> <th>Line Margin</th> <th>Level</th> <th>Factor</th> <th>Loss Factor</th> <th></th> <th></th> </tr> <tr> <th>MHz</th> <th>dBuV/m</th> <th>dBuV/m</th> <th>dB</th> <th>dBuV</th> <th>dB/m</th> <th>dB</th> <th>dB</th> </tr> </thead> <tbody> <tr> <td>1</td> <td>11000.00</td> <td>50.63</td> <td>74.00</td> <td>-23.37</td> <td>47.49</td> <td>39.40</td> <td>14.54</td> <td>50.80</td> <td>--</td> <td>--</td> <td>Peak</td> </tr> <tr> <td>2</td> <td>16500.00</td> <td>50.48</td> <td>68.30</td> <td>-17.82</td> <td>42.52</td> <td>42.40</td> <td>17.36</td> <td>51.80</td> <td>--</td> <td>--</td> <td>Peak</td> </tr> </tbody> </table>	Limit	Read	Ant	Cable	Preamp	Apos	TPos	Remark	Freq	Level	Line Margin	Level	Factor	Loss Factor			MHz	dBuV/m	dBuV/m	dB	dBuV	dB/m	dB	dB	1	11000.00	50.63	74.00	-23.37	47.49	39.40	14.54	50.80	--	--	Peak	2	16500.00	50.48	68.30	-17.82	42.52	42.40	17.36	51.80	--	--
Limit	Read	Ant	Cable	Preamp	Apos	TPos	Remark																																																																																										
Freq	Level	Line Margin	Level	Factor	Loss Factor																																																																																												
MHz	dBuV/m	dBuV/m	dB	dBuV	dB/m	dB	dB																																																																																										
1	11000.00	49.75	74.00	-24.25	46.61	39.40	14.54	50.80	--	--	Peak																																																																																						
2	16500.00	50.34	68.30	-17.96	42.38	42.40	17.36	51.80	--	--	Peak																																																																																						
Limit	Read	Ant	Cable	Preamp	Apos	TPos	Remark																																																																																										
Freq	Level	Line Margin	Level	Factor	Loss Factor																																																																																												
MHz	dBuV/m	dBuV/m	dB	dBuV	dB/m	dB	dB																																																																																										
1	11000.00	50.63	74.00	-23.37	47.49	39.40	14.54	50.80	--	--	Peak																																																																																						
2	16500.00	50.48	68.30	-17.82	42.52	42.40	17.36	51.80	--	--	Peak																																																																																						

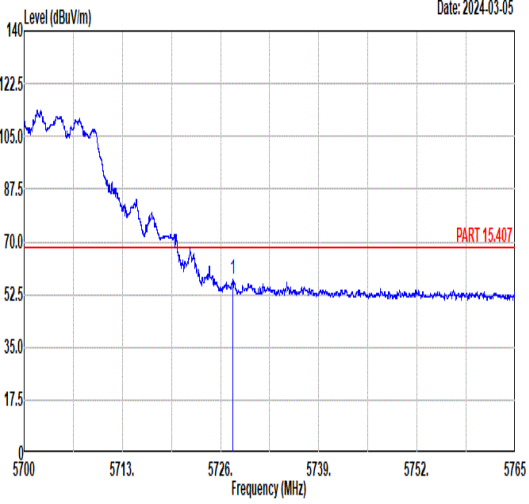
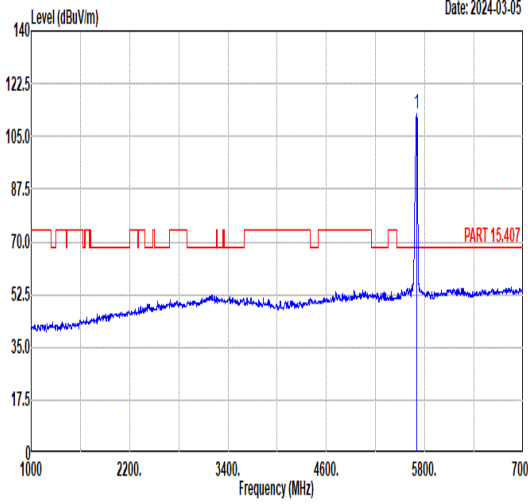
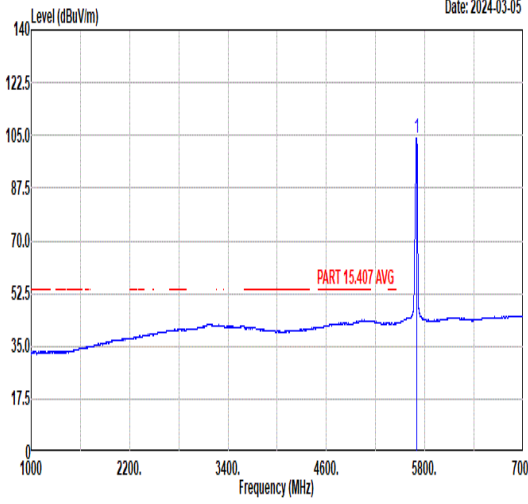


Mode	17																																																																																																	
	Harmonic																																																																																																	
	U-NII-2C_5.47-5.725_802.11ax HE20_CH116_5580MHz																																																																																																	
ANT	CDD 5+7																																																																																																	
Pol.	Horizontal	Vertical																																																																																																
Peak Avg	<table border="1"> <thead> <tr> <th>Limit</th> <th>Read</th> <th>Ant</th> <th>Cable</th> <th>Preamp</th> <th>Apos</th> <th>TPos</th> <th>Remark</th> </tr> <tr> <th>Freq</th> <th>Level</th> <th>Line Margin</th> <th>Level</th> <th>Factor</th> <th>Loss Factor</th> <th></th> <th></th> </tr> <tr> <th>MHz</th> <th>dBuV/m</th> <th>dBuV/m</th> <th>dB</th> <th>dBuV</th> <th>dB/m</th> <th>dB</th> <th>dB</th> </tr> </thead> <tbody> <tr> <td>1</td> <td>11160.00</td> <td>49.19</td> <td>74.00</td> <td>-24.81</td> <td>45.79</td> <td>39.53</td> <td>14.64</td> <td>50.77</td> <td>--</td> <td>--</td> <td>Peak</td> </tr> <tr> <td>2</td> <td>16740.00</td> <td>48.49</td> <td>68.30</td> <td>-19.81</td> <td>40.36</td> <td>42.45</td> <td>17.43</td> <td>51.75</td> <td>--</td> <td>--</td> <td>Peak</td> </tr> </tbody> </table>	Limit	Read	Ant	Cable	Preamp	Apos	TPos	Remark	Freq	Level	Line Margin	Level	Factor	Loss Factor			MHz	dBuV/m	dBuV/m	dB	dBuV	dB/m	dB	dB	1	11160.00	49.19	74.00	-24.81	45.79	39.53	14.64	50.77	--	--	Peak	2	16740.00	48.49	68.30	-19.81	40.36	42.45	17.43	51.75	--	--	Peak	<table border="1"> <thead> <tr> <th>Limit</th> <th>Read</th> <th>Ant</th> <th>Cable</th> <th>Preamp</th> <th>Apos</th> <th>TPos</th> <th>Remark</th> </tr> <tr> <th>Freq</th> <th>Level</th> <th>Line Margin</th> <th>Level</th> <th>Factor</th> <th>Loss Factor</th> <th></th> <th></th> </tr> <tr> <th>MHz</th> <th>dBuV/m</th> <th>dBuV/m</th> <th>dB</th> <th>dBuV</th> <th>dB/m</th> <th>dB</th> <th>dB</th> </tr> </thead> <tbody> <tr> <td>1</td> <td>11160.00</td> <td>49.94</td> <td>74.00</td> <td>-24.06</td> <td>46.54</td> <td>39.53</td> <td>14.64</td> <td>50.77</td> <td>--</td> <td>--</td> <td>Peak</td> </tr> <tr> <td>2</td> <td>16740.00</td> <td>48.47</td> <td>68.30</td> <td>-19.83</td> <td>40.34</td> <td>42.45</td> <td>17.43</td> <td>51.75</td> <td>--</td> <td>--</td> <td>Peak</td> </tr> </tbody> </table>	Limit	Read	Ant	Cable	Preamp	Apos	TPos	Remark	Freq	Level	Line Margin	Level	Factor	Loss Factor			MHz	dBuV/m	dBuV/m	dB	dBuV	dB/m	dB	dB	1	11160.00	49.94	74.00	-24.06	46.54	39.53	14.64	50.77	--	--	Peak	2	16740.00	48.47	68.30	-19.83	40.34	42.45	17.43	51.75	--	--	Peak
	Limit	Read	Ant	Cable	Preamp	Apos	TPos	Remark																																																																																										
Freq	Level	Line Margin	Level	Factor	Loss Factor																																																																																													
MHz	dBuV/m	dBuV/m	dB	dBuV	dB/m	dB	dB																																																																																											
1	11160.00	49.19	74.00	-24.81	45.79	39.53	14.64	50.77	--	--	Peak																																																																																							
2	16740.00	48.49	68.30	-19.81	40.36	42.45	17.43	51.75	--	--	Peak																																																																																							
Limit	Read	Ant	Cable	Preamp	Apos	TPos	Remark																																																																																											
Freq	Level	Line Margin	Level	Factor	Loss Factor																																																																																													
MHz	dBuV/m	dBuV/m	dB	dBuV	dB/m	dB	dB																																																																																											
1	11160.00	49.94	74.00	-24.06	46.54	39.53	14.64	50.77	--	--	Peak																																																																																							
2	16740.00	48.47	68.30	-19.83	40.34	42.45	17.43	51.75	--	--	Peak																																																																																							



Mode	18																																																																															
	Band Edge																																																																															
	U-NII-2C_5.47-5.725_802.11ax HE20_CH140_5700MHz																																																																															
ANT	CDD 5+7																																																																															
Pol.	Horizontal	Fundamental																																																																														
Peak	 <p>Date: 2024-03-05</p> <table border="1"> <thead> <tr> <th>Limit</th> <th>Margin</th> <th>Read</th> <th>Ant</th> <th>Cable</th> <th>Preamp</th> <th>APos</th> <th>TPos</th> <th>Remark</th> </tr> <tr> <th>Freq</th> <th>Level</th> <th>Line</th> <th>(dB)</th> <th>Level</th> <th>Factor</th> <th>Loss</th> <th>Factor</th> <th></th> </tr> <tr> <th>MHz</th> <th>dBuV/m</th> <th>dBuV/m</th> <th>dB</th> <th>dBuV</th> <th>dB/m</th> <th>dB</th> <th>dB</th> <th>cm</th> <th>deg</th> </tr> </thead> <tbody> <tr> <td>1</td> <td>5726.03</td> <td>55.09</td> <td>68.30</td> <td>-13.21</td> <td>40.71</td> <td>35.12</td> <td>11.65</td> <td>32.39</td> <td>316</td> <td>51 PEAK</td> </tr> </tbody> </table>	Limit	Margin	Read	Ant	Cable	Preamp	APos	TPos	Remark	Freq	Level	Line	(dB)	Level	Factor	Loss	Factor		MHz	dBuV/m	dBuV/m	dB	dBuV	dB/m	dB	dB	cm	deg	1	5726.03	55.09	68.30	-13.21	40.71	35.12	11.65	32.39	316	51 PEAK	 <p>Date: 2024-03-05</p> <table border="1"> <thead> <tr> <th>Limit</th> <th>Margin</th> <th>Read</th> <th>Ant</th> <th>Cable</th> <th>Preamp</th> <th>APos</th> <th>TPos</th> <th>Remark</th> </tr> <tr> <th>Freq</th> <th>Level</th> <th>Line</th> <th>(dB)</th> <th>Level</th> <th>Factor</th> <th>Loss</th> <th>Factor</th> <th></th> </tr> <tr> <th>MHz</th> <th>dBuV/m</th> <th>dBuV/m</th> <th>dB</th> <th>dBuV</th> <th>dB/m</th> <th>dB</th> <th>dB</th> <th>cm</th> <th>deg</th> </tr> </thead> <tbody> <tr> <td>1</td> <td>5700.00</td> <td>108.79</td> <td>-----</td> <td>-----</td> <td>94.42</td> <td>35.08</td> <td>11.66</td> <td>32.37</td> <td>316</td> <td>51 PEAK</td> </tr> </tbody> </table>	Limit	Margin	Read	Ant	Cable	Preamp	APos	TPos	Remark	Freq	Level	Line	(dB)	Level	Factor	Loss	Factor		MHz	dBuV/m	dBuV/m	dB	dBuV	dB/m	dB	dB	cm	deg	1	5700.00	108.79	-----	-----	94.42	35.08	11.66	32.37	316	51 PEAK
	Limit	Margin	Read	Ant	Cable	Preamp	APos	TPos	Remark																																																																							
Freq	Level	Line	(dB)	Level	Factor	Loss	Factor																																																																									
MHz	dBuV/m	dBuV/m	dB	dBuV	dB/m	dB	dB	cm	deg																																																																							
1	5726.03	55.09	68.30	-13.21	40.71	35.12	11.65	32.39	316	51 PEAK																																																																						
Limit	Margin	Read	Ant	Cable	Preamp	APos	TPos	Remark																																																																								
Freq	Level	Line	(dB)	Level	Factor	Loss	Factor																																																																									
MHz	dBuV/m	dBuV/m	dB	dBuV	dB/m	dB	dB	cm	deg																																																																							
1	5700.00	108.79	-----	-----	94.42	35.08	11.66	32.37	316	51 PEAK																																																																						
Avg	Blank	 <p>Date: 2024-03-05</p> <table border="1"> <thead> <tr> <th>Limit</th> <th>Margin</th> <th>Read</th> <th>Ant</th> <th>Cable</th> <th>Preamp</th> <th>APos</th> <th>TPos</th> <th>Remark</th> </tr> <tr> <th>Freq</th> <th>Level</th> <th>Line</th> <th>(dB)</th> <th>Level</th> <th>Factor</th> <th>Loss</th> <th>Factor</th> <th></th> </tr> <tr> <th>MHz</th> <th>dBuV/m</th> <th>dBuV/m</th> <th>dB</th> <th>dBuV</th> <th>dB/m</th> <th>dB</th> <th>dB</th> <th>cm</th> <th>deg</th> </tr> </thead> <tbody> <tr> <td>1</td> <td>5700.00</td> <td>101.05</td> <td>-----</td> <td>-----</td> <td>86.67</td> <td>35.07</td> <td>11.67</td> <td>32.36</td> <td>316</td> <td>51 AVERAGE</td> </tr> </tbody> </table>	Limit	Margin	Read	Ant	Cable	Preamp	APos	TPos	Remark	Freq	Level	Line	(dB)	Level	Factor	Loss	Factor		MHz	dBuV/m	dBuV/m	dB	dBuV	dB/m	dB	dB	cm	deg	1	5700.00	101.05	-----	-----	86.67	35.07	11.67	32.36	316	51 AVERAGE																																							
Limit	Margin	Read	Ant	Cable	Preamp	APos	TPos	Remark																																																																								
Freq	Level	Line	(dB)	Level	Factor	Loss	Factor																																																																									
MHz	dBuV/m	dBuV/m	dB	dBuV	dB/m	dB	dB	cm	deg																																																																							
1	5700.00	101.05	-----	-----	86.67	35.07	11.67	32.36	316	51 AVERAGE																																																																						

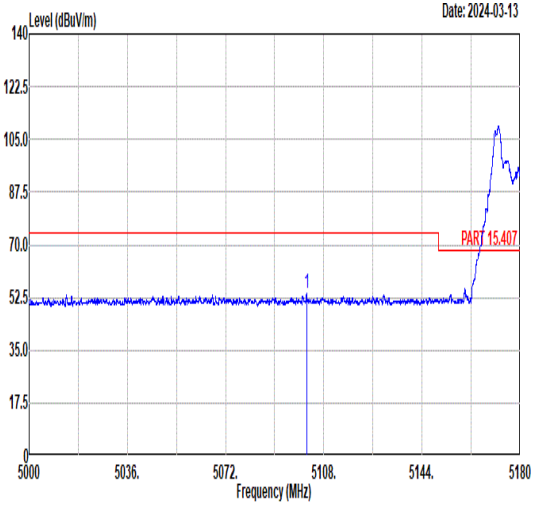
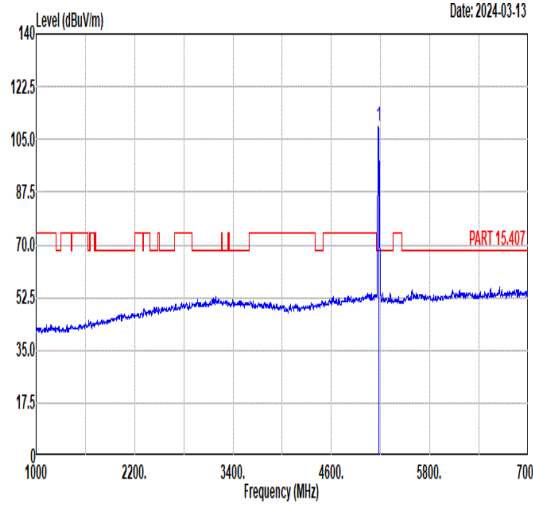
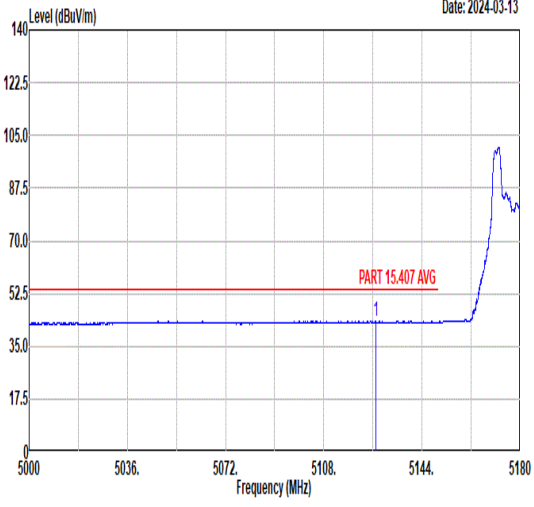
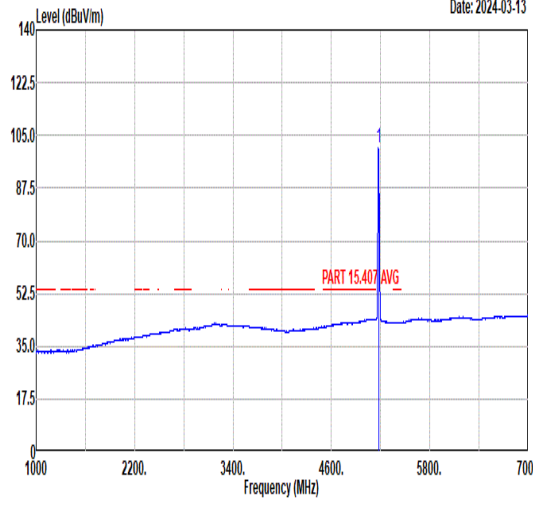


Mode	18																																																																																	
	Band Edge																																																																																	
	U-NII-2C_5.47-5.725_802.11ax HE20_CH140_5700MHz																																																																																	
ANT	CDD 5+7																																																																																	
Pol.	Vertical	Fundamental																																																																																
Peak	 <p>Date: 2024-03-05</p> <table border="1"> <thead> <tr> <th>Limit</th> <th>Margin</th> <th>Read</th> <th>Ant</th> <th>Cable</th> <th>Preamp</th> <th>APos</th> <th>TPos</th> <th>Remark</th> </tr> <tr> <th>Freq</th> <th>Level</th> <th>Line</th> <th>(dB)</th> <th>Level</th> <th>Factor</th> <th>Loss</th> <th>Factor</th> <th></th> </tr> <tr> <th>MHz</th> <th>dBuV/m</th> <th>dBuV/m</th> <th>dB</th> <th>dBuV</th> <th>dB/m</th> <th>dB</th> <th>dB</th> <th>cm</th> <th>deg</th> </tr> </thead> <tbody> <tr> <td>1</td> <td>5727.66</td> <td>57.57</td> <td>68.30</td> <td>-10.73</td> <td>43.19</td> <td>35.12</td> <td>11.65</td> <td>32.39</td> <td>320</td> <td>242</td> <td>PEAK</td> </tr> </tbody> </table>	Limit	Margin	Read	Ant	Cable	Preamp	APos	TPos	Remark	Freq	Level	Line	(dB)	Level	Factor	Loss	Factor		MHz	dBuV/m	dBuV/m	dB	dBuV	dB/m	dB	dB	cm	deg	1	5727.66	57.57	68.30	-10.73	43.19	35.12	11.65	32.39	320	242	PEAK	 <p>Date: 2024-03-05</p> <table border="1"> <thead> <tr> <th>Limit</th> <th>Margin</th> <th>Read</th> <th>Ant</th> <th>Cable</th> <th>Preamp</th> <th>APos</th> <th>TPos</th> <th>Remark</th> </tr> <tr> <th>Freq</th> <th>Level</th> <th>Line</th> <th>(dB)</th> <th>Level</th> <th>Factor</th> <th>Loss</th> <th>Factor</th> <th></th> </tr> <tr> <th>MHz</th> <th>dBuV/m</th> <th>dBuV/m</th> <th>dB</th> <th>dBuV</th> <th>dB/m</th> <th>dB</th> <th>dB</th> <th>cm</th> <th>deg</th> </tr> </thead> <tbody> <tr> <td>1</td> <td>5700.00</td> <td>112.42</td> <td>-----</td> <td>-----</td> <td>98.05</td> <td>35.08</td> <td>11.66</td> <td>32.37</td> <td>320</td> <td>242</td> <td>PEAK</td> </tr> </tbody> </table>	Limit	Margin	Read	Ant	Cable	Preamp	APos	TPos	Remark	Freq	Level	Line	(dB)	Level	Factor	Loss	Factor		MHz	dBuV/m	dBuV/m	dB	dBuV	dB/m	dB	dB	cm	deg	1	5700.00	112.42	-----	-----	98.05	35.08	11.66	32.37	320	242	PEAK
	Limit	Margin	Read	Ant	Cable	Preamp	APos	TPos	Remark																																																																									
Freq	Level	Line	(dB)	Level	Factor	Loss	Factor																																																																											
MHz	dBuV/m	dBuV/m	dB	dBuV	dB/m	dB	dB	cm	deg																																																																									
1	5727.66	57.57	68.30	-10.73	43.19	35.12	11.65	32.39	320	242	PEAK																																																																							
Limit	Margin	Read	Ant	Cable	Preamp	APos	TPos	Remark																																																																										
Freq	Level	Line	(dB)	Level	Factor	Loss	Factor																																																																											
MHz	dBuV/m	dBuV/m	dB	dBuV	dB/m	dB	dB	cm	deg																																																																									
1	5700.00	112.42	-----	-----	98.05	35.08	11.66	32.37	320	242	PEAK																																																																							
Avg	Blank	 <p>Date: 2024-03-05</p> <table border="1"> <thead> <tr> <th>Limit</th> <th>Margin</th> <th>Read</th> <th>Ant</th> <th>Cable</th> <th>Preamp</th> <th>APos</th> <th>TPos</th> <th>Remark</th> </tr> <tr> <th>Freq</th> <th>Level</th> <th>Line</th> <th>(dB)</th> <th>Level</th> <th>Factor</th> <th>Loss</th> <th>Factor</th> <th></th> </tr> <tr> <th>MHz</th> <th>dBuV/m</th> <th>dBuV/m</th> <th>dB</th> <th>dBuV</th> <th>dB/m</th> <th>dB</th> <th>dB</th> <th>cm</th> <th>deg</th> </tr> </thead> <tbody> <tr> <td>1</td> <td>5700.00</td> <td>103.90</td> <td>-----</td> <td>-----</td> <td>89.52</td> <td>35.07</td> <td>11.67</td> <td>32.36</td> <td>320</td> <td>242</td> <td>AVERAGE</td> </tr> </tbody> </table>	Limit	Margin	Read	Ant	Cable	Preamp	APos	TPos	Remark	Freq	Level	Line	(dB)	Level	Factor	Loss	Factor		MHz	dBuV/m	dBuV/m	dB	dBuV	dB/m	dB	dB	cm	deg	1	5700.00	103.90	-----	-----	89.52	35.07	11.67	32.36	320	242	AVERAGE																																								
Limit	Margin	Read	Ant	Cable	Preamp	APos	TPos	Remark																																																																										
Freq	Level	Line	(dB)	Level	Factor	Loss	Factor																																																																											
MHz	dBuV/m	dBuV/m	dB	dBuV	dB/m	dB	dB	cm	deg																																																																									
1	5700.00	103.90	-----	-----	89.52	35.07	11.67	32.36	320	242	AVERAGE																																																																							



Mode	18																																																																								
	Harmonic																																																																								
	U-NII-2C_5.47-5.725_802.11ax HE20_CH140_5700MHz																																																																								
ANT	CDD 5+7																																																																								
Pol.	Horizontal	Vertical																																																																							
Peak Avg	<p>Date: 2024-03-07</p>	<p>Date: 2024-03-07</p>																																																																							
	<table border="1"> <thead> <tr> <th>Limit</th> <th>Read</th> <th>Ant</th> <th>Cable</th> <th>Preamp</th> <th>Apos</th> <th>TPos</th> <th colspan="2">Remark</th> </tr> <tr> <th>Freq</th> <th>Level</th> <th>Line Margin</th> <th>Level</th> <th>Factor</th> <th>Loss Factor</th> <th></th> <th>cm</th> <th>deg</th> </tr> </thead> <tbody> <tr> <td>1 11400.00</td> <td>49.32</td> <td>74.00</td> <td>-24.68</td> <td>45.54</td> <td>39.72</td> <td>14.78</td> <td>50.72</td> <td>-- -- Peak</td> </tr> <tr> <td>2 17100.00</td> <td>50.39</td> <td>68.30</td> <td>-17.91</td> <td>42.20</td> <td>42.46</td> <td>17.53</td> <td>51.80</td> <td>-- -- Peak</td> </tr> </tbody> </table>	Limit	Read	Ant	Cable	Preamp	Apos	TPos	Remark		Freq	Level	Line Margin	Level	Factor	Loss Factor		cm	deg	1 11400.00	49.32	74.00	-24.68	45.54	39.72	14.78	50.72	-- -- Peak	2 17100.00	50.39	68.30	-17.91	42.20	42.46	17.53	51.80	-- -- Peak	<table border="1"> <thead> <tr> <th>Limit</th> <th>Read</th> <th>Ant</th> <th>Cable</th> <th>Preamp</th> <th>Apos</th> <th>TPos</th> <th colspan="2">Remark</th> </tr> <tr> <th>Freq</th> <th>Level</th> <th>Line Margin</th> <th>Level</th> <th>Factor</th> <th>Loss Factor</th> <th></th> <th>cm</th> <th>deg</th> </tr> </thead> <tbody> <tr> <td>1 11400.00</td> <td>50.43</td> <td>74.00</td> <td>-23.57</td> <td>46.65</td> <td>39.72</td> <td>14.78</td> <td>50.72</td> <td>-- -- Peak</td> </tr> <tr> <td>2 17100.00</td> <td>50.66</td> <td>68.30</td> <td>-17.64</td> <td>42.47</td> <td>42.46</td> <td>17.53</td> <td>51.80</td> <td>-- -- Peak</td> </tr> </tbody> </table>	Limit	Read	Ant	Cable	Preamp	Apos	TPos	Remark		Freq	Level	Line Margin	Level	Factor	Loss Factor		cm	deg	1 11400.00	50.43	74.00	-23.57	46.65	39.72	14.78	50.72	-- -- Peak	2 17100.00	50.66	68.30	-17.64	42.47	42.46	17.53	51.80
Limit	Read	Ant	Cable	Preamp	Apos	TPos	Remark																																																																		
Freq	Level	Line Margin	Level	Factor	Loss Factor		cm	deg																																																																	
1 11400.00	49.32	74.00	-24.68	45.54	39.72	14.78	50.72	-- -- Peak																																																																	
2 17100.00	50.39	68.30	-17.91	42.20	42.46	17.53	51.80	-- -- Peak																																																																	
Limit	Read	Ant	Cable	Preamp	Apos	TPos	Remark																																																																		
Freq	Level	Line Margin	Level	Factor	Loss Factor		cm	deg																																																																	
1 11400.00	50.43	74.00	-23.57	46.65	39.72	14.78	50.72	-- -- Peak																																																																	
2 17100.00	50.66	68.30	-17.64	42.47	42.46	17.53	51.80	-- -- Peak																																																																	



Mode	19																																																																																	
	Band Edge																																																																																	
	U-NII-1_5.15-5.25_802.11ax HE20_CH36_Partial_5180MHz																																																																																	
ANT	CDD 5+7																																																																																	
Pol.	Horizontal	Fundamental																																																																																
Peak	 <p style="text-align: right;">Date: 2024-03-13</p> <table border="1"> <thead> <tr> <th>Limit</th> <th>Margin</th> <th>Read</th> <th>Ant</th> <th>Cable</th> <th>Preamp</th> <th>APos</th> <th>TPos</th> <th>Remark</th> </tr> <tr> <th>Freq</th> <th>Level</th> <th>Line</th> <th>(dB)</th> <th>Level</th> <th>Factor</th> <th>Loss</th> <th>Factor</th> <th></th> </tr> <tr> <th>MHz</th> <th>dBuV/m</th> <th>dBuV/m</th> <th>dB</th> <th>dBuV</th> <th>dB/m</th> <th>dB</th> <th>dB</th> <th>cm</th> <th>deg</th> </tr> </thead> <tbody> <tr> <td>1</td> <td>5101.81</td> <td>54.12</td> <td>74.00</td> <td>-19.88</td> <td>39.85</td> <td>34.88</td> <td>11.11</td> <td>31.72</td> <td>104</td> <td>296</td> <td>PEAK</td> </tr> </tbody> </table>	Limit	Margin	Read	Ant	Cable	Preamp	APos	TPos	Remark	Freq	Level	Line	(dB)	Level	Factor	Loss	Factor		MHz	dBuV/m	dBuV/m	dB	dBuV	dB/m	dB	dB	cm	deg	1	5101.81	54.12	74.00	-19.88	39.85	34.88	11.11	31.72	104	296	PEAK	 <p style="text-align: right;">Date: 2024-03-13</p> <table border="1"> <thead> <tr> <th>Limit</th> <th>Margin</th> <th>Read</th> <th>Ant</th> <th>Cable</th> <th>Preamp</th> <th>APos</th> <th>TPos</th> <th>Remark</th> </tr> <tr> <th>Freq</th> <th>Level</th> <th>Line</th> <th>(dB)</th> <th>Level</th> <th>Factor</th> <th>Loss</th> <th>Factor</th> <th></th> </tr> <tr> <th>MHz</th> <th>dBuV/m</th> <th>dBuV/m</th> <th>dB</th> <th>dBuV</th> <th>dB/m</th> <th>dB</th> <th>dB</th> <th>cm</th> <th>deg</th> </tr> </thead> <tbody> <tr> <td>1</td> <td>5180.00</td> <td>109.19</td> <td>-----</td> <td>-----</td> <td>95.04</td> <td>34.87</td> <td>11.08</td> <td>31.80</td> <td>104</td> <td>296</td> <td>PEAK</td> </tr> </tbody> </table>	Limit	Margin	Read	Ant	Cable	Preamp	APos	TPos	Remark	Freq	Level	Line	(dB)	Level	Factor	Loss	Factor		MHz	dBuV/m	dBuV/m	dB	dBuV	dB/m	dB	dB	cm	deg	1	5180.00	109.19	-----	-----	95.04	34.87	11.08	31.80	104	296	PEAK
	Limit	Margin	Read	Ant	Cable	Preamp	APos	TPos	Remark																																																																									
Freq	Level	Line	(dB)	Level	Factor	Loss	Factor																																																																											
MHz	dBuV/m	dBuV/m	dB	dBuV	dB/m	dB	dB	cm	deg																																																																									
1	5101.81	54.12	74.00	-19.88	39.85	34.88	11.11	31.72	104	296	PEAK																																																																							
Limit	Margin	Read	Ant	Cable	Preamp	APos	TPos	Remark																																																																										
Freq	Level	Line	(dB)	Level	Factor	Loss	Factor																																																																											
MHz	dBuV/m	dBuV/m	dB	dBuV	dB/m	dB	dB	cm	deg																																																																									
1	5180.00	109.19	-----	-----	95.04	34.87	11.08	31.80	104	296	PEAK																																																																							
Avg	 <p style="text-align: right;">Date: 2024-03-13</p> <table border="1"> <thead> <tr> <th>Limit</th> <th>Margin</th> <th>Read</th> <th>Ant</th> <th>Cable</th> <th>Preamp</th> <th>APos</th> <th>TPos</th> <th>Remark</th> </tr> <tr> <th>Freq</th> <th>Level</th> <th>Line</th> <th>(dB)</th> <th>Level</th> <th>Factor</th> <th>Loss</th> <th>Factor</th> <th></th> </tr> <tr> <th>MHz</th> <th>dBuV/m</th> <th>dBuV/m</th> <th>dB</th> <th>dBuV</th> <th>dB/m</th> <th>dB</th> <th>dB</th> <th>cm</th> <th>deg</th> </tr> </thead> <tbody> <tr> <td>1</td> <td>5127.01</td> <td>43.31</td> <td>54.00</td> <td>-10.69</td> <td>29.09</td> <td>34.87</td> <td>11.10</td> <td>31.75</td> <td>104</td> <td>296</td> <td>AVERAGE</td> </tr> </tbody> </table>	Limit	Margin	Read	Ant	Cable	Preamp	APos	TPos	Remark	Freq	Level	Line	(dB)	Level	Factor	Loss	Factor		MHz	dBuV/m	dBuV/m	dB	dBuV	dB/m	dB	dB	cm	deg	1	5127.01	43.31	54.00	-10.69	29.09	34.87	11.10	31.75	104	296	AVERAGE	 <p style="text-align: right;">Date: 2024-03-13</p> <table border="1"> <thead> <tr> <th>Limit</th> <th>Margin</th> <th>Read</th> <th>Ant</th> <th>Cable</th> <th>Preamp</th> <th>APos</th> <th>TPos</th> <th>Remark</th> </tr> <tr> <th>Freq</th> <th>Level</th> <th>Line</th> <th>(dB)</th> <th>Level</th> <th>Factor</th> <th>Loss</th> <th>Factor</th> <th></th> </tr> <tr> <th>MHz</th> <th>dBuV/m</th> <th>dBuV/m</th> <th>dB</th> <th>dBuV</th> <th>dB/m</th> <th>dB</th> <th>dB</th> <th>cm</th> <th>deg</th> </tr> </thead> <tbody> <tr> <td>1</td> <td>5180.00</td> <td>100.80</td> <td>-----</td> <td>-----</td> <td>86.65</td> <td>34.87</td> <td>11.08</td> <td>31.80</td> <td>104</td> <td>296</td> <td>AVERAGE</td> </tr> </tbody> </table>	Limit	Margin	Read	Ant	Cable	Preamp	APos	TPos	Remark	Freq	Level	Line	(dB)	Level	Factor	Loss	Factor		MHz	dBuV/m	dBuV/m	dB	dBuV	dB/m	dB	dB	cm	deg	1	5180.00	100.80	-----	-----	86.65	34.87	11.08	31.80	104	296	AVERAGE
Limit	Margin	Read	Ant	Cable	Preamp	APos	TPos	Remark																																																																										
Freq	Level	Line	(dB)	Level	Factor	Loss	Factor																																																																											
MHz	dBuV/m	dBuV/m	dB	dBuV	dB/m	dB	dB	cm	deg																																																																									
1	5127.01	43.31	54.00	-10.69	29.09	34.87	11.10	31.75	104	296	AVERAGE																																																																							
Limit	Margin	Read	Ant	Cable	Preamp	APos	TPos	Remark																																																																										
Freq	Level	Line	(dB)	Level	Factor	Loss	Factor																																																																											
MHz	dBuV/m	dBuV/m	dB	dBuV	dB/m	dB	dB	cm	deg																																																																									
1	5180.00	100.80	-----	-----	86.65	34.87	11.08	31.80	104	296	AVERAGE																																																																							

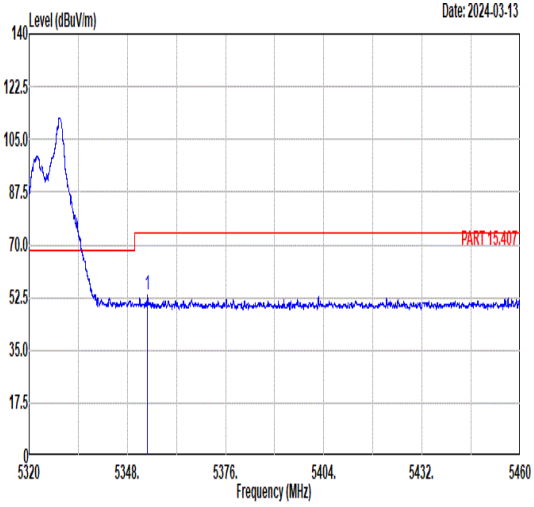
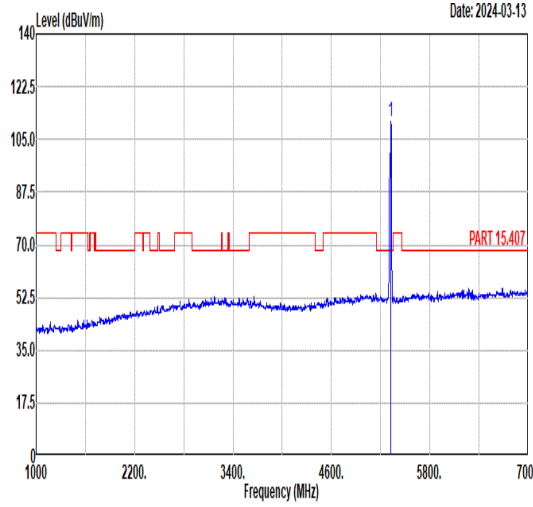
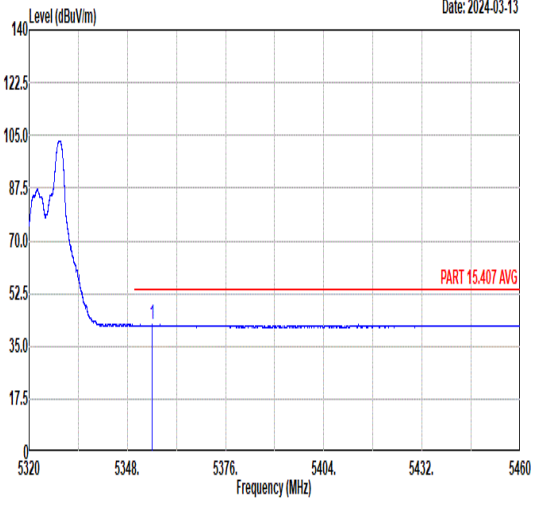
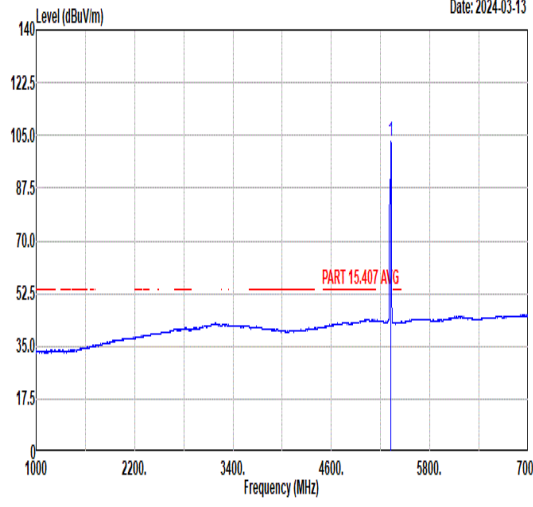


Mode	19																																																																																	
	Band Edge																																																																																	
	U-NII-1_5.15-5.25_802.11ax HE20_CH36_Partial_5180MHz																																																																																	
ANT	CDD 5+7																																																																																	
Pol.	Vertical	Fundamental																																																																																
Peak	<p>Date: 2024-03-13</p> <table border="1"> <thead> <tr> <th>Limit</th> <th>Margin</th> <th>Read</th> <th>Ant</th> <th>Cable</th> <th>Preamp</th> <th>APos</th> <th>TPos</th> <th>Remark</th> </tr> <tr> <th>Freq</th> <th>Level</th> <th>Line</th> <th>(dB)</th> <th>Level</th> <th>Factor</th> <th>Loss</th> <th>Factor</th> <th></th> </tr> <tr> <th>MHz</th> <th>dBuV/m</th> <th>dBuV/m</th> <th>dB</th> <th>dBuV</th> <th>dB/m</th> <th>dB</th> <th>dB</th> <th>cm</th> <th>deg</th> </tr> </thead> <tbody> <tr> <td>1</td> <td>5072.63</td> <td>53.78</td> <td>74.00</td> <td>-20.22</td> <td>39.45</td> <td>34.89</td> <td>11.13</td> <td>31.69</td> <td>392</td> <td>261</td> <td>PEAK</td> </tr> </tbody> </table>	Limit	Margin	Read	Ant	Cable	Preamp	APos	TPos	Remark	Freq	Level	Line	(dB)	Level	Factor	Loss	Factor		MHz	dBuV/m	dBuV/m	dB	dBuV	dB/m	dB	dB	cm	deg	1	5072.63	53.78	74.00	-20.22	39.45	34.89	11.13	31.69	392	261	PEAK	<p>Date: 2024-03-13</p> <table border="1"> <thead> <tr> <th>Limit</th> <th>Margin</th> <th>Read</th> <th>Ant</th> <th>Cable</th> <th>Preamp</th> <th>APos</th> <th>TPos</th> <th>Remark</th> </tr> <tr> <th>Freq</th> <th>Level</th> <th>Line</th> <th>(dB)</th> <th>Level</th> <th>Factor</th> <th>Loss</th> <th>Factor</th> <th></th> </tr> <tr> <th>MHz</th> <th>dBuV/m</th> <th>dBuV/m</th> <th>dB</th> <th>dBuV</th> <th>dB/m</th> <th>dB</th> <th>dB</th> <th>cm</th> <th>deg</th> </tr> </thead> <tbody> <tr> <td>1</td> <td>5180.00</td> <td>107.14</td> <td>-----</td> <td>-----</td> <td>92.99</td> <td>34.87</td> <td>11.08</td> <td>31.80</td> <td>392</td> <td>261</td> <td>PEAK</td> </tr> </tbody> </table>	Limit	Margin	Read	Ant	Cable	Preamp	APos	TPos	Remark	Freq	Level	Line	(dB)	Level	Factor	Loss	Factor		MHz	dBuV/m	dBuV/m	dB	dBuV	dB/m	dB	dB	cm	deg	1	5180.00	107.14	-----	-----	92.99	34.87	11.08	31.80	392	261	PEAK
	Limit	Margin	Read	Ant	Cable	Preamp	APos	TPos	Remark																																																																									
Freq	Level	Line	(dB)	Level	Factor	Loss	Factor																																																																											
MHz	dBuV/m	dBuV/m	dB	dBuV	dB/m	dB	dB	cm	deg																																																																									
1	5072.63	53.78	74.00	-20.22	39.45	34.89	11.13	31.69	392	261	PEAK																																																																							
Limit	Margin	Read	Ant	Cable	Preamp	APos	TPos	Remark																																																																										
Freq	Level	Line	(dB)	Level	Factor	Loss	Factor																																																																											
MHz	dBuV/m	dBuV/m	dB	dBuV	dB/m	dB	dB	cm	deg																																																																									
1	5180.00	107.14	-----	-----	92.99	34.87	11.08	31.80	392	261	PEAK																																																																							
Avg	<p>Date: 2024-03-13</p> <table border="1"> <thead> <tr> <th>Limit</th> <th>Margin</th> <th>Read</th> <th>Ant</th> <th>Cable</th> <th>Preamp</th> <th>APos</th> <th>TPos</th> <th>Remark</th> </tr> <tr> <th>Freq</th> <th>Level</th> <th>Line</th> <th>(dB)</th> <th>Level</th> <th>Factor</th> <th>Loss</th> <th>Factor</th> <th></th> </tr> <tr> <th>MHz</th> <th>dBuV/m</th> <th>dBuV/m</th> <th>dB</th> <th>dBuV</th> <th>dB/m</th> <th>dB</th> <th>dB</th> <th>cm</th> <th>deg</th> </tr> </thead> <tbody> <tr> <td>1</td> <td>5120.71</td> <td>43.00</td> <td>54.00</td> <td>-11.00</td> <td>28.77</td> <td>34.88</td> <td>11.10</td> <td>31.75</td> <td>392</td> <td>261</td> <td>AVERAGE</td> </tr> </tbody> </table>	Limit	Margin	Read	Ant	Cable	Preamp	APos	TPos	Remark	Freq	Level	Line	(dB)	Level	Factor	Loss	Factor		MHz	dBuV/m	dBuV/m	dB	dBuV	dB/m	dB	dB	cm	deg	1	5120.71	43.00	54.00	-11.00	28.77	34.88	11.10	31.75	392	261	AVERAGE	<p>Date: 2024-03-13</p> <table border="1"> <thead> <tr> <th>Limit</th> <th>Margin</th> <th>Read</th> <th>Ant</th> <th>Cable</th> <th>Preamp</th> <th>APos</th> <th>TPos</th> <th>Remark</th> </tr> <tr> <th>Freq</th> <th>Level</th> <th>Line</th> <th>(dB)</th> <th>Level</th> <th>Factor</th> <th>Loss</th> <th>Factor</th> <th></th> </tr> <tr> <th>MHz</th> <th>dBuV/m</th> <th>dBuV/m</th> <th>dB</th> <th>dBuV</th> <th>dB/m</th> <th>dB</th> <th>dB</th> <th>cm</th> <th>deg</th> </tr> </thead> <tbody> <tr> <td>1</td> <td>5180.00</td> <td>100.41</td> <td>-----</td> <td>-----</td> <td>86.26</td> <td>34.87</td> <td>11.08</td> <td>31.80</td> <td>392</td> <td>261</td> <td>AVERAGE</td> </tr> </tbody> </table>	Limit	Margin	Read	Ant	Cable	Preamp	APos	TPos	Remark	Freq	Level	Line	(dB)	Level	Factor	Loss	Factor		MHz	dBuV/m	dBuV/m	dB	dBuV	dB/m	dB	dB	cm	deg	1	5180.00	100.41	-----	-----	86.26	34.87	11.08	31.80	392	261	AVERAGE
Limit	Margin	Read	Ant	Cable	Preamp	APos	TPos	Remark																																																																										
Freq	Level	Line	(dB)	Level	Factor	Loss	Factor																																																																											
MHz	dBuV/m	dBuV/m	dB	dBuV	dB/m	dB	dB	cm	deg																																																																									
1	5120.71	43.00	54.00	-11.00	28.77	34.88	11.10	31.75	392	261	AVERAGE																																																																							
Limit	Margin	Read	Ant	Cable	Preamp	APos	TPos	Remark																																																																										
Freq	Level	Line	(dB)	Level	Factor	Loss	Factor																																																																											
MHz	dBuV/m	dBuV/m	dB	dBuV	dB/m	dB	dB	cm	deg																																																																									
1	5180.00	100.41	-----	-----	86.26	34.87	11.08	31.80	392	261	AVERAGE																																																																							

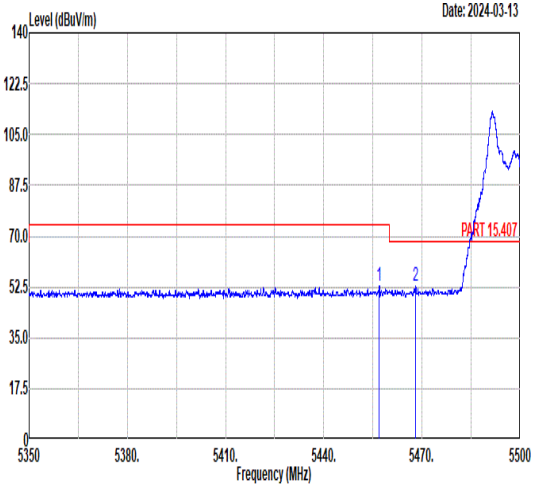
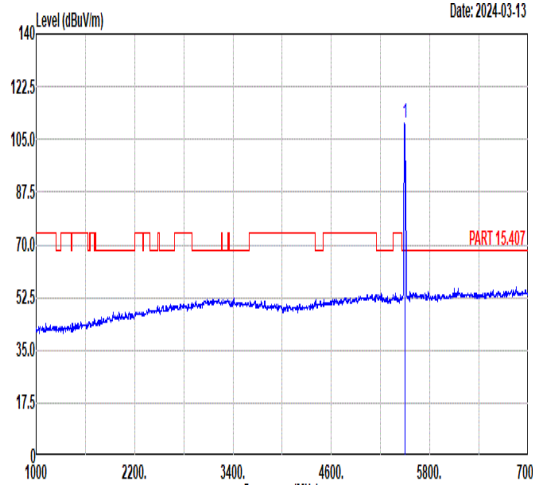
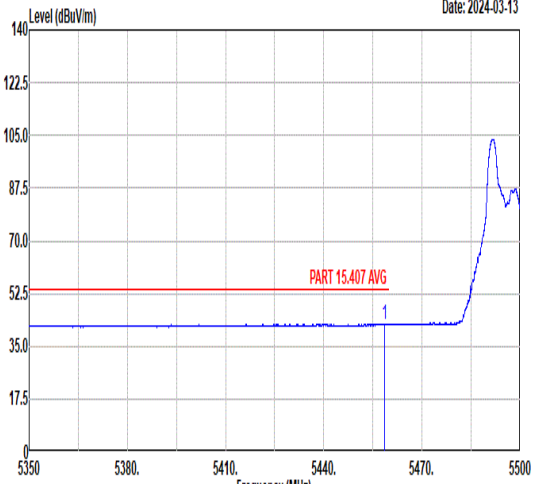
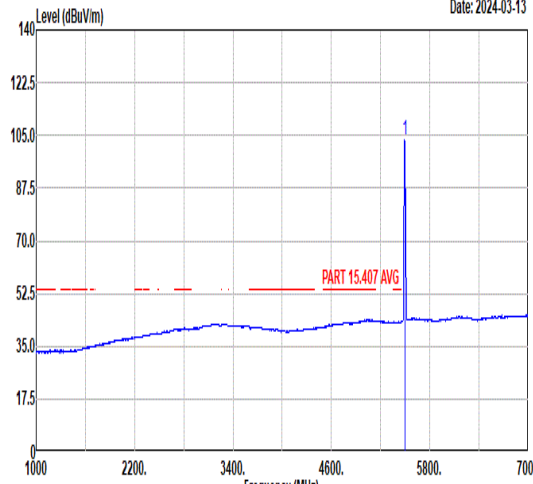


Mode	20																																																																												
	Band Edge																																																																												
	U-NII-2A_5.25-5.35_802.11ax HE20_CH64_Partial_5320MHz																																																																												
ANT	CDD 5+7																																																																												
Pol.	Horizontal	Fundamental																																																																											
Peak	<table border="1"> <thead> <tr> <th>Limit</th> <th>Margin</th> <th>Read</th> <th>Ant</th> <th>Cable</th> <th>Preamp</th> <th>APos</th> <th>TPos</th> </tr> <tr> <th>Freq</th> <th>Level</th> <th>Line</th> <th>Level</th> <th>Factor</th> <th>Loss Factor</th> <th></th> <th>Remark</th> </tr> <tr> <th>MHz</th> <th>dBuV/m</th> <th>dBuV/m</th> <th>dBuV</th> <th>dB/m</th> <th>dB</th> <th>dB</th> <th>cm</th> <th>deg</th> </tr> </thead> <tbody> <tr> <td>1</td> <td>5364.59</td> <td>52.77</td> <td>74.00</td> <td>-21.23</td> <td>39.06</td> <td>34.83</td> <td>10.93</td> <td>32.05</td> <td>100</td> <td>295</td> <td>PEAK</td> </tr> </tbody> </table>	Limit	Margin	Read	Ant	Cable	Preamp	APos	TPos	Freq	Level	Line	Level	Factor	Loss Factor		Remark	MHz	dBuV/m	dBuV/m	dBuV	dB/m	dB	dB	cm	deg	1	5364.59	52.77	74.00	-21.23	39.06	34.83	10.93	32.05	100	295	PEAK	<table border="1"> <thead> <tr> <th>Limit</th> <th>Margin</th> <th>Read</th> <th>Ant</th> <th>Cable</th> <th>Preamp</th> <th>APos</th> <th>TPos</th> </tr> <tr> <th>Freq</th> <th>Level</th> <th>Line</th> <th>Level</th> <th>Factor</th> <th>Loss Factor</th> <th></th> <th>Remark</th> </tr> <tr> <th>MHz</th> <th>dBuV/m</th> <th>dBuV/m</th> <th>dBuV</th> <th>dB/m</th> <th>dB</th> <th>dB</th> <th>cm</th> <th>deg</th> </tr> </thead> <tbody> <tr> <td>1</td> <td>5320.00</td> <td>110.04</td> <td>74.00</td> <td>36.04</td> <td>36.04</td> <td>96.24</td> <td>34.84</td> <td>10.96</td> <td>32.00</td> <td>100</td> <td>295</td> <td>PEAK</td> </tr> </tbody> </table>	Limit	Margin	Read	Ant	Cable	Preamp	APos	TPos	Freq	Level	Line	Level	Factor	Loss Factor		Remark	MHz	dBuV/m	dBuV/m	dBuV	dB/m	dB	dB	cm	deg	1	5320.00	110.04	74.00	36.04	36.04	96.24	34.84	10.96	32.00	100	295	PEAK
	Limit	Margin	Read	Ant	Cable	Preamp	APos	TPos																																																																					
Freq	Level	Line	Level	Factor	Loss Factor		Remark																																																																						
MHz	dBuV/m	dBuV/m	dBuV	dB/m	dB	dB	cm	deg																																																																					
1	5364.59	52.77	74.00	-21.23	39.06	34.83	10.93	32.05	100	295	PEAK																																																																		
Limit	Margin	Read	Ant	Cable	Preamp	APos	TPos																																																																						
Freq	Level	Line	Level	Factor	Loss Factor		Remark																																																																						
MHz	dBuV/m	dBuV/m	dBuV	dB/m	dB	dB	cm	deg																																																																					
1	5320.00	110.04	74.00	36.04	36.04	96.24	34.84	10.96	32.00	100	295	PEAK																																																																	
Avg	<table border="1"> <thead> <tr> <th>Limit</th> <th>Margin</th> <th>Read</th> <th>Ant</th> <th>Cable</th> <th>Preamp</th> <th>APos</th> <th>TPos</th> </tr> <tr> <th>Freq</th> <th>Level</th> <th>Line</th> <th>Level</th> <th>Factor</th> <th>Loss Factor</th> <th></th> <th>Remark</th> </tr> <tr> <th>MHz</th> <th>dBuV/m</th> <th>dBuV/m</th> <th>dBuV</th> <th>dB/m</th> <th>dB</th> <th>dB</th> <th>cm</th> <th>deg</th> </tr> </thead> <tbody> <tr> <td>1</td> <td>5353.25</td> <td>42.38</td> <td>54.00</td> <td>-11.62</td> <td>28.64</td> <td>34.83</td> <td>10.94</td> <td>32.03</td> <td>100</td> <td>295</td> <td>AVERAGE</td> </tr> </tbody> </table>	Limit	Margin	Read	Ant	Cable	Preamp	APos	TPos	Freq	Level	Line	Level	Factor	Loss Factor		Remark	MHz	dBuV/m	dBuV/m	dBuV	dB/m	dB	dB	cm	deg	1	5353.25	42.38	54.00	-11.62	28.64	34.83	10.94	32.03	100	295	AVERAGE	<table border="1"> <thead> <tr> <th>Limit</th> <th>Margin</th> <th>Read</th> <th>Ant</th> <th>Cable</th> <th>Preamp</th> <th>APos</th> <th>TPos</th> </tr> <tr> <th>Freq</th> <th>Level</th> <th>Line</th> <th>Level</th> <th>Factor</th> <th>Loss Factor</th> <th></th> <th>Remark</th> </tr> <tr> <th>MHz</th> <th>dBuV/m</th> <th>dBuV/m</th> <th>dBuV</th> <th>dB/m</th> <th>dB</th> <th>dB</th> <th>cm</th> <th>deg</th> </tr> </thead> <tbody> <tr> <td>1</td> <td>5320.00</td> <td>102.88</td> <td>54.00</td> <td>48.88</td> <td>48.88</td> <td>89.08</td> <td>34.84</td> <td>10.96</td> <td>32.00</td> <td>100</td> <td>295</td> <td>AVERAGE</td> </tr> </tbody> </table>	Limit	Margin	Read	Ant	Cable	Preamp	APos	TPos	Freq	Level	Line	Level	Factor	Loss Factor		Remark	MHz	dBuV/m	dBuV/m	dBuV	dB/m	dB	dB	cm	deg	1	5320.00	102.88	54.00	48.88	48.88	89.08	34.84	10.96	32.00	100	295	AVERAGE
Limit	Margin	Read	Ant	Cable	Preamp	APos	TPos																																																																						
Freq	Level	Line	Level	Factor	Loss Factor		Remark																																																																						
MHz	dBuV/m	dBuV/m	dBuV	dB/m	dB	dB	cm	deg																																																																					
1	5353.25	42.38	54.00	-11.62	28.64	34.83	10.94	32.03	100	295	AVERAGE																																																																		
Limit	Margin	Read	Ant	Cable	Preamp	APos	TPos																																																																						
Freq	Level	Line	Level	Factor	Loss Factor		Remark																																																																						
MHz	dBuV/m	dBuV/m	dBuV	dB/m	dB	dB	cm	deg																																																																					
1	5320.00	102.88	54.00	48.88	48.88	89.08	34.84	10.96	32.00	100	295	AVERAGE																																																																	

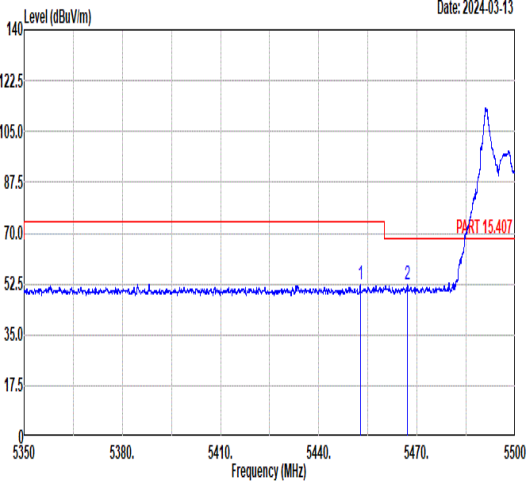
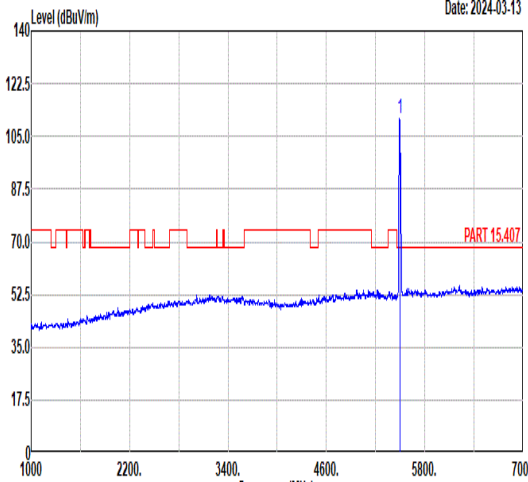
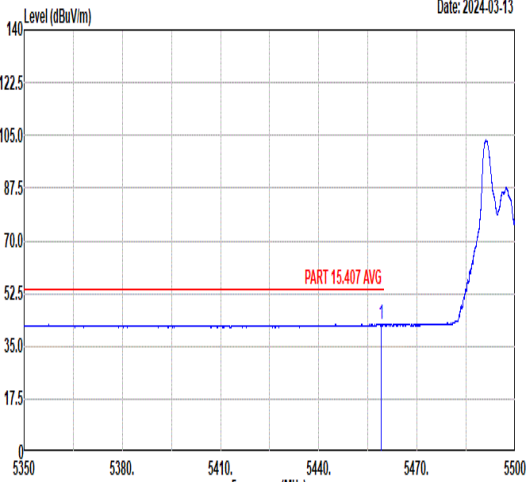
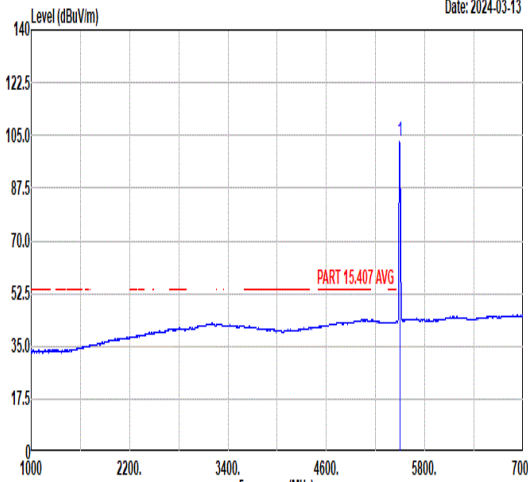


Mode	20																																																																																	
	Band Edge																																																																																	
	U-NII-2A_5.25-5.35_802.11ax HE20_CH64_Partial_5320MHz																																																																																	
ANT	CDD 5+7																																																																																	
Pol.	Vertical	Fundamental																																																																																
Peak	 <p>Date: 2024-03-13</p> <table border="1"> <thead> <tr> <th>Limit</th> <th>Margin</th> <th>Read</th> <th>Ant</th> <th>Cable</th> <th>Preamp</th> <th>APos</th> <th>TPos</th> <th>Remark</th> </tr> <tr> <th>Freq</th> <th>Level</th> <th>Line</th> <th>(dB)</th> <th>Level</th> <th>Factor</th> <th>Loss Factor</th> <th></th> <th></th> </tr> <tr> <th>MHz</th> <th>dBuV/m</th> <th>dBuV/m</th> <th>dB</th> <th>dBuV</th> <th>dB/m</th> <th>dB</th> <th>dB</th> <th>cm</th> <th>deg</th> </tr> </thead> <tbody> <tr> <td>1</td> <td>5353.67</td> <td>53.24</td> <td>74.00</td> <td>-20.76</td> <td>39.50</td> <td>34.83</td> <td>10.94</td> <td>32.03</td> <td>392</td> <td>259</td> <td>PEAK</td> </tr> </tbody> </table>	Limit	Margin	Read	Ant	Cable	Preamp	APos	TPos	Remark	Freq	Level	Line	(dB)	Level	Factor	Loss Factor			MHz	dBuV/m	dBuV/m	dB	dBuV	dB/m	dB	dB	cm	deg	1	5353.67	53.24	74.00	-20.76	39.50	34.83	10.94	32.03	392	259	PEAK	 <p>Date: 2024-03-13</p> <table border="1"> <thead> <tr> <th>Limit</th> <th>Margin</th> <th>Read</th> <th>Ant</th> <th>Cable</th> <th>Preamp</th> <th>APos</th> <th>TPos</th> <th>Remark</th> </tr> <tr> <th>Freq</th> <th>Level</th> <th>Line</th> <th>(dB)</th> <th>Level</th> <th>Factor</th> <th>Loss Factor</th> <th></th> <th></th> </tr> <tr> <th>MHz</th> <th>dBuV/m</th> <th>dBuV/m</th> <th>dB</th> <th>dBuV</th> <th>dB/m</th> <th>dB</th> <th>dB</th> <th>cm</th> <th>deg</th> </tr> </thead> <tbody> <tr> <td>1</td> <td>5320.00</td> <td>111.00</td> <td>-----</td> <td>-----</td> <td>97.20</td> <td>34.84</td> <td>10.96</td> <td>32.00</td> <td>392</td> <td>259</td> <td>PEAK</td> </tr> </tbody> </table>	Limit	Margin	Read	Ant	Cable	Preamp	APos	TPos	Remark	Freq	Level	Line	(dB)	Level	Factor	Loss Factor			MHz	dBuV/m	dBuV/m	dB	dBuV	dB/m	dB	dB	cm	deg	1	5320.00	111.00	-----	-----	97.20	34.84	10.96	32.00	392	259	PEAK
	Limit	Margin	Read	Ant	Cable	Preamp	APos	TPos	Remark																																																																									
Freq	Level	Line	(dB)	Level	Factor	Loss Factor																																																																												
MHz	dBuV/m	dBuV/m	dB	dBuV	dB/m	dB	dB	cm	deg																																																																									
1	5353.67	53.24	74.00	-20.76	39.50	34.83	10.94	32.03	392	259	PEAK																																																																							
Limit	Margin	Read	Ant	Cable	Preamp	APos	TPos	Remark																																																																										
Freq	Level	Line	(dB)	Level	Factor	Loss Factor																																																																												
MHz	dBuV/m	dBuV/m	dB	dBuV	dB/m	dB	dB	cm	deg																																																																									
1	5320.00	111.00	-----	-----	97.20	34.84	10.96	32.00	392	259	PEAK																																																																							
Avg	 <p>Date: 2024-03-13</p> <table border="1"> <thead> <tr> <th>Limit</th> <th>Margin</th> <th>Read</th> <th>Ant</th> <th>Cable</th> <th>Preamp</th> <th>APos</th> <th>TPos</th> <th>Remark</th> </tr> <tr> <th>Freq</th> <th>Level</th> <th>Line</th> <th>(dB)</th> <th>Level</th> <th>Factor</th> <th>Loss Factor</th> <th></th> <th></th> </tr> <tr> <th>MHz</th> <th>dBuV/m</th> <th>dBuV/m</th> <th>dB</th> <th>dBuV</th> <th>dB/m</th> <th>dB</th> <th>dB</th> <th>cm</th> <th>deg</th> </tr> </thead> <tbody> <tr> <td>1</td> <td>5355.08</td> <td>42.10</td> <td>54.00</td> <td>-11.90</td> <td>28.37</td> <td>34.83</td> <td>10.94</td> <td>32.04</td> <td>392</td> <td>259</td> <td>AVERAGE</td> </tr> </tbody> </table>	Limit	Margin	Read	Ant	Cable	Preamp	APos	TPos	Remark	Freq	Level	Line	(dB)	Level	Factor	Loss Factor			MHz	dBuV/m	dBuV/m	dB	dBuV	dB/m	dB	dB	cm	deg	1	5355.08	42.10	54.00	-11.90	28.37	34.83	10.94	32.04	392	259	AVERAGE	 <p>Date: 2024-03-13</p> <table border="1"> <thead> <tr> <th>Limit</th> <th>Margin</th> <th>Read</th> <th>Ant</th> <th>Cable</th> <th>Preamp</th> <th>APos</th> <th>TPos</th> <th>Remark</th> </tr> <tr> <th>Freq</th> <th>Level</th> <th>Line</th> <th>(dB)</th> <th>Level</th> <th>Factor</th> <th>Loss Factor</th> <th></th> <th></th> </tr> <tr> <th>MHz</th> <th>dBuV/m</th> <th>dBuV/m</th> <th>dB</th> <th>dBuV</th> <th>dB/m</th> <th>dB</th> <th>dB</th> <th>cm</th> <th>deg</th> </tr> </thead> <tbody> <tr> <td>1</td> <td>5320.00</td> <td>102.93</td> <td>-----</td> <td>-----</td> <td>89.13</td> <td>34.84</td> <td>10.96</td> <td>32.00</td> <td>392</td> <td>259</td> <td>AVERAGE</td> </tr> </tbody> </table>	Limit	Margin	Read	Ant	Cable	Preamp	APos	TPos	Remark	Freq	Level	Line	(dB)	Level	Factor	Loss Factor			MHz	dBuV/m	dBuV/m	dB	dBuV	dB/m	dB	dB	cm	deg	1	5320.00	102.93	-----	-----	89.13	34.84	10.96	32.00	392	259	AVERAGE
Limit	Margin	Read	Ant	Cable	Preamp	APos	TPos	Remark																																																																										
Freq	Level	Line	(dB)	Level	Factor	Loss Factor																																																																												
MHz	dBuV/m	dBuV/m	dB	dBuV	dB/m	dB	dB	cm	deg																																																																									
1	5355.08	42.10	54.00	-11.90	28.37	34.83	10.94	32.04	392	259	AVERAGE																																																																							
Limit	Margin	Read	Ant	Cable	Preamp	APos	TPos	Remark																																																																										
Freq	Level	Line	(dB)	Level	Factor	Loss Factor																																																																												
MHz	dBuV/m	dBuV/m	dB	dBuV	dB/m	dB	dB	cm	deg																																																																									
1	5320.00	102.93	-----	-----	89.13	34.84	10.96	32.00	392	259	AVERAGE																																																																							

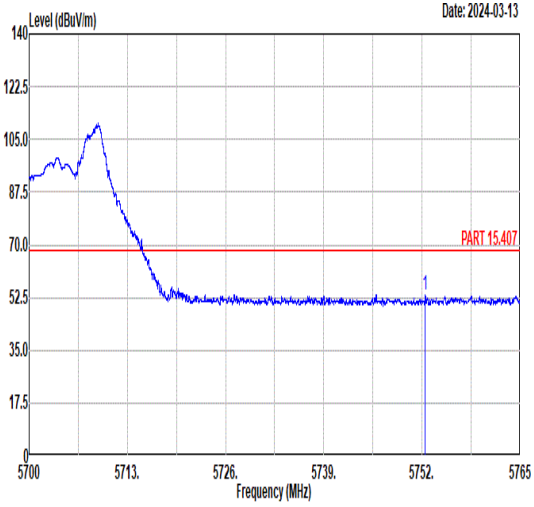
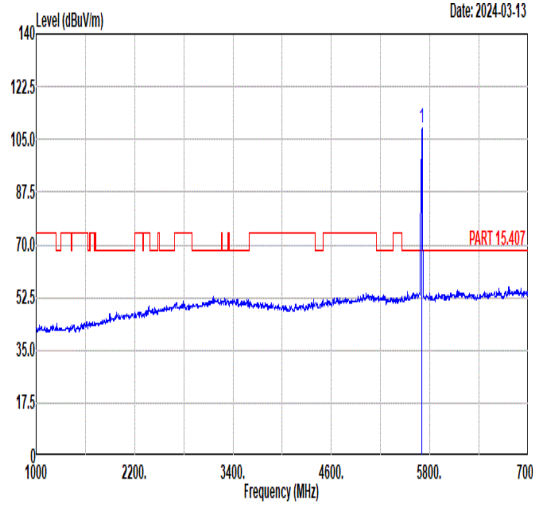
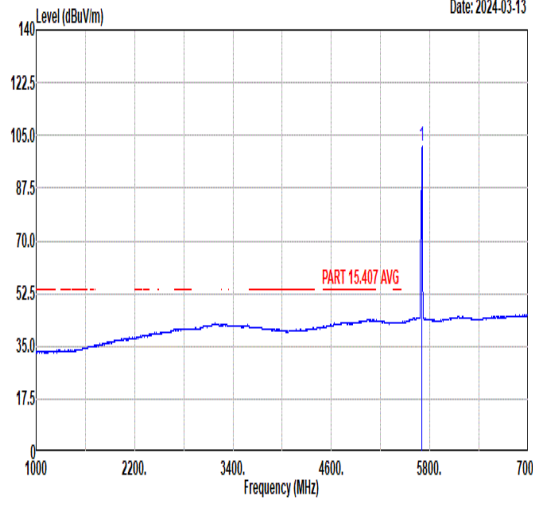


Mode	21																																																																																								
	Band Edge																																																																																								
	U-NII-2C_5.47-5.725_802.11ax HE20_CH100_Partial_5500MHz																																																																																								
ANT	CDD 5+7																																																																																								
Pol.	Horizontal	Fundamental																																																																																							
Peak	 <p>Date: 2024-03-13</p> <table border="1"> <thead> <tr> <th>Limit</th> <th>Margin</th> <th>Read</th> <th>Ant</th> <th>Cable</th> <th>Preamp</th> <th>APos</th> <th>TPos</th> <th>Remark</th> </tr> <tr> <th>Freq</th> <th>Level</th> <th>Line</th> <th>(dB)</th> <th>Level</th> <th>Factor</th> <th>Loss</th> <th>Factor</th> <th></th> </tr> <tr> <th>MHz</th> <th>dBuV/m</th> <th>dBuV/m</th> <th>dBuV</th> <th>dB/m</th> <th>dB</th> <th>dB</th> <th>cm</th> <th>deg</th> </tr> </thead> <tbody> <tr> <td>1</td> <td>5456.89</td> <td>52.93</td> <td>74.00</td> <td>-21.07</td> <td>39.17</td> <td>34.81</td> <td>11.11</td> <td>32.16</td> <td>100</td> <td>293 PEAK</td> </tr> <tr> <td>2</td> <td>5467.98</td> <td>52.63</td> <td>68.30</td> <td>-15.67</td> <td>38.85</td> <td>34.81</td> <td>11.15</td> <td>32.18</td> <td>100</td> <td>293 PEAK</td> </tr> </tbody> </table>	Limit	Margin	Read	Ant	Cable	Preamp	APos	TPos	Remark	Freq	Level	Line	(dB)	Level	Factor	Loss	Factor		MHz	dBuV/m	dBuV/m	dBuV	dB/m	dB	dB	cm	deg	1	5456.89	52.93	74.00	-21.07	39.17	34.81	11.11	32.16	100	293 PEAK	2	5467.98	52.63	68.30	-15.67	38.85	34.81	11.15	32.18	100	293 PEAK	 <p>Date: 2024-03-13</p> <table border="1"> <thead> <tr> <th>Limit</th> <th>Margin</th> <th>Read</th> <th>Ant</th> <th>Cable</th> <th>Preamp</th> <th>APos</th> <th>TPos</th> <th>Remark</th> </tr> <tr> <th>Freq</th> <th>Level</th> <th>Line</th> <th>(dB)</th> <th>Level</th> <th>Factor</th> <th>Loss</th> <th>Factor</th> <th></th> </tr> <tr> <th>MHz</th> <th>dBuV/m</th> <th>dBuV/m</th> <th>dBuV</th> <th>dB/m</th> <th>dB</th> <th>dB</th> <th>cm</th> <th>deg</th> </tr> </thead> <tbody> <tr> <td>1</td> <td>5500.00</td> <td>110.34</td> <td>-----</td> <td>-----</td> <td>96.49</td> <td>34.80</td> <td>11.25</td> <td>32.20</td> <td>100</td> <td>293 PEAK</td> </tr> </tbody> </table>	Limit	Margin	Read	Ant	Cable	Preamp	APos	TPos	Remark	Freq	Level	Line	(dB)	Level	Factor	Loss	Factor		MHz	dBuV/m	dBuV/m	dBuV	dB/m	dB	dB	cm	deg	1	5500.00	110.34	-----	-----	96.49	34.80	11.25	32.20	100	293 PEAK
	Limit	Margin	Read	Ant	Cable	Preamp	APos	TPos	Remark																																																																																
Freq	Level	Line	(dB)	Level	Factor	Loss	Factor																																																																																		
MHz	dBuV/m	dBuV/m	dBuV	dB/m	dB	dB	cm	deg																																																																																	
1	5456.89	52.93	74.00	-21.07	39.17	34.81	11.11	32.16	100	293 PEAK																																																																															
2	5467.98	52.63	68.30	-15.67	38.85	34.81	11.15	32.18	100	293 PEAK																																																																															
Limit	Margin	Read	Ant	Cable	Preamp	APos	TPos	Remark																																																																																	
Freq	Level	Line	(dB)	Level	Factor	Loss	Factor																																																																																		
MHz	dBuV/m	dBuV/m	dBuV	dB/m	dB	dB	cm	deg																																																																																	
1	5500.00	110.34	-----	-----	96.49	34.80	11.25	32.20	100	293 PEAK																																																																															
Avg	 <p>Date: 2024-03-13</p> <table border="1"> <thead> <tr> <th>Limit</th> <th>Margin</th> <th>Read</th> <th>Ant</th> <th>Cable</th> <th>Preamp</th> <th>APos</th> <th>TPos</th> <th>Remark</th> </tr> <tr> <th>Freq</th> <th>Level</th> <th>Line</th> <th>(dB)</th> <th>Level</th> <th>Factor</th> <th>Loss</th> <th>Factor</th> <th></th> </tr> <tr> <th>MHz</th> <th>dBuV/m</th> <th>dBuV/m</th> <th>dBuV</th> <th>dB/m</th> <th>dB</th> <th>dB</th> <th>cm</th> <th>deg</th> </tr> </thead> <tbody> <tr> <td>1</td> <td>5458.54</td> <td>42.44</td> <td>54.00</td> <td>-11.56</td> <td>28.68</td> <td>34.81</td> <td>11.11</td> <td>32.16</td> <td>100</td> <td>293 AVERAGE</td> </tr> </tbody> </table>	Limit	Margin	Read	Ant	Cable	Preamp	APos	TPos	Remark	Freq	Level	Line	(dB)	Level	Factor	Loss	Factor		MHz	dBuV/m	dBuV/m	dBuV	dB/m	dB	dB	cm	deg	1	5458.54	42.44	54.00	-11.56	28.68	34.81	11.11	32.16	100	293 AVERAGE	 <p>Date: 2024-03-13</p> <table border="1"> <thead> <tr> <th>Limit</th> <th>Margin</th> <th>Read</th> <th>Ant</th> <th>Cable</th> <th>Preamp</th> <th>APos</th> <th>TPos</th> <th>Remark</th> </tr> <tr> <th>Freq</th> <th>Level</th> <th>Line</th> <th>(dB)</th> <th>Level</th> <th>Factor</th> <th>Loss</th> <th>Factor</th> <th></th> </tr> <tr> <th>MHz</th> <th>dBuV/m</th> <th>dBuV/m</th> <th>dBuV</th> <th>dB/m</th> <th>dB</th> <th>dB</th> <th>cm</th> <th>deg</th> </tr> </thead> <tbody> <tr> <td>1</td> <td>5500.00</td> <td>103.58</td> <td>-----</td> <td>-----</td> <td>89.73</td> <td>34.80</td> <td>11.25</td> <td>32.20</td> <td>100</td> <td>293 AVERAGE</td> </tr> </tbody> </table>	Limit	Margin	Read	Ant	Cable	Preamp	APos	TPos	Remark	Freq	Level	Line	(dB)	Level	Factor	Loss	Factor		MHz	dBuV/m	dBuV/m	dBuV	dB/m	dB	dB	cm	deg	1	5500.00	103.58	-----	-----	89.73	34.80	11.25	32.20	100	293 AVERAGE											
Limit	Margin	Read	Ant	Cable	Preamp	APos	TPos	Remark																																																																																	
Freq	Level	Line	(dB)	Level	Factor	Loss	Factor																																																																																		
MHz	dBuV/m	dBuV/m	dBuV	dB/m	dB	dB	cm	deg																																																																																	
1	5458.54	42.44	54.00	-11.56	28.68	34.81	11.11	32.16	100	293 AVERAGE																																																																															
Limit	Margin	Read	Ant	Cable	Preamp	APos	TPos	Remark																																																																																	
Freq	Level	Line	(dB)	Level	Factor	Loss	Factor																																																																																		
MHz	dBuV/m	dBuV/m	dBuV	dB/m	dB	dB	cm	deg																																																																																	
1	5500.00	103.58	-----	-----	89.73	34.80	11.25	32.20	100	293 AVERAGE																																																																															



Mode	21																																																																																											
	Band Edge																																																																																											
	U-NII-2C_5.47-5.725_802.11ax HE20_CH100_Partial_5500MHz																																																																																											
ANT	CDD 5+7																																																																																											
Pol.	Vertical	Fundamental																																																																																										
Peak	 <p>Date: 2024-03-13</p> <table border="1"> <thead> <tr> <th>Limit</th> <th>Margin</th> <th>Read</th> <th>Ant</th> <th>Cable</th> <th>Preamp</th> <th>APos</th> <th>TPos</th> <th>Remark</th> </tr> <tr> <th>Freq</th> <th>Level</th> <th>Line</th> <th>(dB)</th> <th>Level</th> <th>Factor</th> <th>Loss</th> <th>Factor</th> <th></th> </tr> <tr> <th>MHz</th> <th>dBuV/m</th> <th>dBuV/m</th> <th>dBuV</th> <th>dB/m</th> <th>dB</th> <th>dB</th> <th>cm</th> <th>deg</th> </tr> </thead> <tbody> <tr> <td>1</td> <td>5452.68</td> <td>52.54</td> <td>74.00</td> <td>-21.46</td> <td>38.80</td> <td>34.81</td> <td>11.09</td> <td>32.16</td> <td>365</td> <td>247</td> <td>PEAK</td> </tr> <tr> <td>2</td> <td>5467.09</td> <td>52.23</td> <td>68.30</td> <td>-16.07</td> <td>38.44</td> <td>34.81</td> <td>11.15</td> <td>32.17</td> <td>365</td> <td>247</td> <td>PEAK</td> </tr> </tbody> </table>	Limit	Margin	Read	Ant	Cable	Preamp	APos	TPos	Remark	Freq	Level	Line	(dB)	Level	Factor	Loss	Factor		MHz	dBuV/m	dBuV/m	dBuV	dB/m	dB	dB	cm	deg	1	5452.68	52.54	74.00	-21.46	38.80	34.81	11.09	32.16	365	247	PEAK	2	5467.09	52.23	68.30	-16.07	38.44	34.81	11.15	32.17	365	247	PEAK	 <p>Date: 2024-03-13</p> <table border="1"> <thead> <tr> <th>Limit</th> <th>Margin</th> <th>Read</th> <th>Ant</th> <th>Cable</th> <th>Preamp</th> <th>APos</th> <th>TPos</th> <th>Remark</th> </tr> <tr> <th>Freq</th> <th>Level</th> <th>Line</th> <th>(dB)</th> <th>Level</th> <th>Factor</th> <th>Loss</th> <th>Factor</th> <th></th> </tr> <tr> <th>MHz</th> <th>dBuV/m</th> <th>dBuV/m</th> <th>dBuV</th> <th>dB/m</th> <th>dB</th> <th>dB</th> <th>cm</th> <th>deg</th> </tr> </thead> <tbody> <tr> <td>1</td> <td>5500.00</td> <td>110.70</td> <td>-----</td> <td>-----</td> <td>96.85</td> <td>34.80</td> <td>11.25</td> <td>32.20</td> <td>365</td> <td>247</td> <td>PEAK</td> </tr> </tbody> </table>	Limit	Margin	Read	Ant	Cable	Preamp	APos	TPos	Remark	Freq	Level	Line	(dB)	Level	Factor	Loss	Factor		MHz	dBuV/m	dBuV/m	dBuV	dB/m	dB	dB	cm	deg	1	5500.00	110.70	-----	-----	96.85	34.80	11.25	32.20	365	247	PEAK
	Limit	Margin	Read	Ant	Cable	Preamp	APos	TPos	Remark																																																																																			
Freq	Level	Line	(dB)	Level	Factor	Loss	Factor																																																																																					
MHz	dBuV/m	dBuV/m	dBuV	dB/m	dB	dB	cm	deg																																																																																				
1	5452.68	52.54	74.00	-21.46	38.80	34.81	11.09	32.16	365	247	PEAK																																																																																	
2	5467.09	52.23	68.30	-16.07	38.44	34.81	11.15	32.17	365	247	PEAK																																																																																	
Limit	Margin	Read	Ant	Cable	Preamp	APos	TPos	Remark																																																																																				
Freq	Level	Line	(dB)	Level	Factor	Loss	Factor																																																																																					
MHz	dBuV/m	dBuV/m	dBuV	dB/m	dB	dB	cm	deg																																																																																				
1	5500.00	110.70	-----	-----	96.85	34.80	11.25	32.20	365	247	PEAK																																																																																	
Avg	 <p>Date: 2024-03-13</p> <table border="1"> <thead> <tr> <th>Limit</th> <th>Margin</th> <th>Read</th> <th>Ant</th> <th>Cable</th> <th>Preamp</th> <th>APos</th> <th>TPos</th> <th>Remark</th> </tr> <tr> <th>Freq</th> <th>Level</th> <th>Line</th> <th>(dB)</th> <th>Level</th> <th>Factor</th> <th>Loss</th> <th>Factor</th> <th></th> </tr> <tr> <th>MHz</th> <th>dBuV/m</th> <th>dBuV/m</th> <th>dBuV</th> <th>dB/m</th> <th>dB</th> <th>dB</th> <th>cm</th> <th>deg</th> </tr> </thead> <tbody> <tr> <td>1</td> <td>5458.98</td> <td>42.21</td> <td>54.00</td> <td>-11.79</td> <td>28.44</td> <td>34.81</td> <td>11.12</td> <td>32.16</td> <td>365</td> <td>247</td> <td>AVERAGE</td> </tr> </tbody> </table>	Limit	Margin	Read	Ant	Cable	Preamp	APos	TPos	Remark	Freq	Level	Line	(dB)	Level	Factor	Loss	Factor		MHz	dBuV/m	dBuV/m	dBuV	dB/m	dB	dB	cm	deg	1	5458.98	42.21	54.00	-11.79	28.44	34.81	11.12	32.16	365	247	AVERAGE	 <p>Date: 2024-03-13</p> <table border="1"> <thead> <tr> <th>Limit</th> <th>Margin</th> <th>Read</th> <th>Ant</th> <th>Cable</th> <th>Preamp</th> <th>APos</th> <th>TPos</th> <th>Remark</th> </tr> <tr> <th>Freq</th> <th>Level</th> <th>Line</th> <th>(dB)</th> <th>Level</th> <th>Factor</th> <th>Loss</th> <th>Factor</th> <th></th> </tr> <tr> <th>MHz</th> <th>dBuV/m</th> <th>dBuV/m</th> <th>dBuV</th> <th>dB/m</th> <th>dB</th> <th>dB</th> <th>cm</th> <th>deg</th> </tr> </thead> <tbody> <tr> <td>1</td> <td>5500.00</td> <td>103.10</td> <td>-----</td> <td>-----</td> <td>89.25</td> <td>34.80</td> <td>11.25</td> <td>32.20</td> <td>365</td> <td>247</td> <td>AVERAGE</td> </tr> </tbody> </table>	Limit	Margin	Read	Ant	Cable	Preamp	APos	TPos	Remark	Freq	Level	Line	(dB)	Level	Factor	Loss	Factor		MHz	dBuV/m	dBuV/m	dBuV	dB/m	dB	dB	cm	deg	1	5500.00	103.10	-----	-----	89.25	34.80	11.25	32.20	365	247	AVERAGE												
Limit	Margin	Read	Ant	Cable	Preamp	APos	TPos	Remark																																																																																				
Freq	Level	Line	(dB)	Level	Factor	Loss	Factor																																																																																					
MHz	dBuV/m	dBuV/m	dBuV	dB/m	dB	dB	cm	deg																																																																																				
1	5458.98	42.21	54.00	-11.79	28.44	34.81	11.12	32.16	365	247	AVERAGE																																																																																	
Limit	Margin	Read	Ant	Cable	Preamp	APos	TPos	Remark																																																																																				
Freq	Level	Line	(dB)	Level	Factor	Loss	Factor																																																																																					
MHz	dBuV/m	dBuV/m	dBuV	dB/m	dB	dB	cm	deg																																																																																				
1	5500.00	103.10	-----	-----	89.25	34.80	11.25	32.20	365	247	AVERAGE																																																																																	



Mode	22																																																																															
	Band Edge																																																																															
	U-NII-2C_5.47-5.725_802.11ax HE20_CH140_Partial_5700MHz																																																																															
ANT	CDD 5+7																																																																															
Pol.	Horizontal	Fundamental																																																																														
Peak	 <p>Date: 2024-03-13</p> <table border="1"> <thead> <tr> <th>Limit</th> <th>Margin</th> <th>Read</th> <th>Ant</th> <th>Cable</th> <th>Preamp</th> <th>APos</th> <th>TPos</th> <th>Remark</th> </tr> <tr> <th>Freq</th> <th>Level</th> <th>Line</th> <th>(dB)</th> <th>Level</th> <th>Factor</th> <th>Loss</th> <th>Factor</th> <th></th> </tr> <tr> <th>MHz</th> <th>dBuV/m</th> <th>dBuV/m</th> <th>dB</th> <th>dBuV</th> <th>dB/m</th> <th>dB</th> <th>dB</th> <th>cm</th> <th>deg</th> </tr> </thead> <tbody> <tr> <td>1</td> <td>5752.43</td> <td>53.55</td> <td>68.30</td> <td>-14.75</td> <td>39.17</td> <td>35.15</td> <td>11.64</td> <td>32.41</td> <td>100</td> <td>293 PEAK</td> </tr> </tbody> </table>	Limit	Margin	Read	Ant	Cable	Preamp	APos	TPos	Remark	Freq	Level	Line	(dB)	Level	Factor	Loss	Factor		MHz	dBuV/m	dBuV/m	dB	dBuV	dB/m	dB	dB	cm	deg	1	5752.43	53.55	68.30	-14.75	39.17	35.15	11.64	32.41	100	293 PEAK	 <p>Date: 2024-03-13</p> <table border="1"> <thead> <tr> <th>Limit</th> <th>Margin</th> <th>Read</th> <th>Ant</th> <th>Cable</th> <th>Preamp</th> <th>APos</th> <th>TPos</th> <th>Remark</th> </tr> <tr> <th>Freq</th> <th>Level</th> <th>Line</th> <th>(dB)</th> <th>Level</th> <th>Factor</th> <th>Loss</th> <th>Factor</th> <th></th> </tr> <tr> <th>MHz</th> <th>dBuV/m</th> <th>dBuV/m</th> <th>dB</th> <th>dBuV</th> <th>dB/m</th> <th>dB</th> <th>dB</th> <th>cm</th> <th>deg</th> </tr> </thead> <tbody> <tr> <td>1</td> <td>5700.00</td> <td>108.62</td> <td>-----</td> <td>-----</td> <td>94.24</td> <td>35.09</td> <td>11.66</td> <td>32.37</td> <td>100</td> <td>293 PEAK</td> </tr> </tbody> </table>	Limit	Margin	Read	Ant	Cable	Preamp	APos	TPos	Remark	Freq	Level	Line	(dB)	Level	Factor	Loss	Factor		MHz	dBuV/m	dBuV/m	dB	dBuV	dB/m	dB	dB	cm	deg	1	5700.00	108.62	-----	-----	94.24	35.09	11.66	32.37	100	293 PEAK
	Limit	Margin	Read	Ant	Cable	Preamp	APos	TPos	Remark																																																																							
Freq	Level	Line	(dB)	Level	Factor	Loss	Factor																																																																									
MHz	dBuV/m	dBuV/m	dB	dBuV	dB/m	dB	dB	cm	deg																																																																							
1	5752.43	53.55	68.30	-14.75	39.17	35.15	11.64	32.41	100	293 PEAK																																																																						
Limit	Margin	Read	Ant	Cable	Preamp	APos	TPos	Remark																																																																								
Freq	Level	Line	(dB)	Level	Factor	Loss	Factor																																																																									
MHz	dBuV/m	dBuV/m	dB	dBuV	dB/m	dB	dB	cm	deg																																																																							
1	5700.00	108.62	-----	-----	94.24	35.09	11.66	32.37	100	293 PEAK																																																																						
Avg	Blank	 <p>Date: 2024-03-13</p> <table border="1"> <thead> <tr> <th>Limit</th> <th>Margin</th> <th>Read</th> <th>Ant</th> <th>Cable</th> <th>Preamp</th> <th>APos</th> <th>TPos</th> <th>Remark</th> </tr> <tr> <th>Freq</th> <th>Level</th> <th>Line</th> <th>(dB)</th> <th>Level</th> <th>Factor</th> <th>Loss</th> <th>Factor</th> <th></th> </tr> <tr> <th>MHz</th> <th>dBuV/m</th> <th>dBuV/m</th> <th>dB</th> <th>dBuV</th> <th>dB/m</th> <th>dB</th> <th>dB</th> <th>cm</th> <th>deg</th> </tr> </thead> <tbody> <tr> <td>1</td> <td>5700.00</td> <td>101.54</td> <td>-----</td> <td>-----</td> <td>87.16</td> <td>35.09</td> <td>11.66</td> <td>32.37</td> <td>100</td> <td>293 AVERAGE</td> </tr> </tbody> </table>	Limit	Margin	Read	Ant	Cable	Preamp	APos	TPos	Remark	Freq	Level	Line	(dB)	Level	Factor	Loss	Factor		MHz	dBuV/m	dBuV/m	dB	dBuV	dB/m	dB	dB	cm	deg	1	5700.00	101.54	-----	-----	87.16	35.09	11.66	32.37	100	293 AVERAGE																																							
Limit	Margin	Read	Ant	Cable	Preamp	APos	TPos	Remark																																																																								
Freq	Level	Line	(dB)	Level	Factor	Loss	Factor																																																																									
MHz	dBuV/m	dBuV/m	dB	dBuV	dB/m	dB	dB	cm	deg																																																																							
1	5700.00	101.54	-----	-----	87.16	35.09	11.66	32.37	100	293 AVERAGE																																																																						



Mode	22																																																																																	
	Band Edge																																																																																	
	U-NII-2C_5.47-5.725_802.11ax HE20_CH140_Partial_5700MHz																																																																																	
ANT	CDD 5+7																																																																																	
Pol.	Vertical	Fundamental																																																																																
Peak	<table border="1"> <thead> <tr> <th>Limit</th> <th>Margin</th> <th>Read</th> <th>Ant</th> <th>Cable</th> <th>Preamp</th> <th>APos</th> <th>TPos</th> <th>Remark</th> </tr> <tr> <th>Freq</th> <th>Level</th> <th>Line</th> <th>(dB)</th> <th>Level</th> <th>Factor</th> <th>Loss</th> <th>Factor</th> <th></th> </tr> <tr> <th>MHz</th> <th>dBuV/m</th> <th>dBuV/m</th> <th>dB</th> <th>dBuV</th> <th>dB/m</th> <th>dB</th> <th>dB</th> <th>cm</th> <th>deg</th> </tr> </thead> <tbody> <tr> <td>1</td> <td>5734.68</td> <td>53.71</td> <td>68.30</td> <td>-14.59</td> <td>39.32</td> <td>35.13</td> <td>11.65</td> <td>32.39</td> <td>339</td> <td>239</td> <td>PEAK</td> </tr> </tbody> </table>	Limit	Margin	Read	Ant	Cable	Preamp	APos	TPos	Remark	Freq	Level	Line	(dB)	Level	Factor	Loss	Factor		MHz	dBuV/m	dBuV/m	dB	dBuV	dB/m	dB	dB	cm	deg	1	5734.68	53.71	68.30	-14.59	39.32	35.13	11.65	32.39	339	239	PEAK	<table border="1"> <thead> <tr> <th>Limit</th> <th>Margin</th> <th>Read</th> <th>Ant</th> <th>Cable</th> <th>Preamp</th> <th>APos</th> <th>TPos</th> <th>Remark</th> </tr> <tr> <th>Freq</th> <th>Level</th> <th>Line</th> <th>(dB)</th> <th>Level</th> <th>Factor</th> <th>Loss</th> <th>Factor</th> <th></th> </tr> <tr> <th>MHz</th> <th>dBuV/m</th> <th>dBuV/m</th> <th>dB</th> <th>dBuV</th> <th>dB/m</th> <th>dB</th> <th>dB</th> <th>cm</th> <th>deg</th> </tr> </thead> <tbody> <tr> <td>1</td> <td>5700.00</td> <td>111.06</td> <td>-----</td> <td>-----</td> <td>96.68</td> <td>35.09</td> <td>11.66</td> <td>32.37</td> <td>339</td> <td>239</td> <td>PEAK</td> </tr> </tbody> </table>	Limit	Margin	Read	Ant	Cable	Preamp	APos	TPos	Remark	Freq	Level	Line	(dB)	Level	Factor	Loss	Factor		MHz	dBuV/m	dBuV/m	dB	dBuV	dB/m	dB	dB	cm	deg	1	5700.00	111.06	-----	-----	96.68	35.09	11.66	32.37	339	239	PEAK
	Limit	Margin	Read	Ant	Cable	Preamp	APos	TPos	Remark																																																																									
Freq	Level	Line	(dB)	Level	Factor	Loss	Factor																																																																											
MHz	dBuV/m	dBuV/m	dB	dBuV	dB/m	dB	dB	cm	deg																																																																									
1	5734.68	53.71	68.30	-14.59	39.32	35.13	11.65	32.39	339	239	PEAK																																																																							
Limit	Margin	Read	Ant	Cable	Preamp	APos	TPos	Remark																																																																										
Freq	Level	Line	(dB)	Level	Factor	Loss	Factor																																																																											
MHz	dBuV/m	dBuV/m	dB	dBuV	dB/m	dB	dB	cm	deg																																																																									
1	5700.00	111.06	-----	-----	96.68	35.09	11.66	32.37	339	239	PEAK																																																																							
Avg	Blank	<table border="1"> <thead> <tr> <th>Limit</th> <th>Margin</th> <th>Read</th> <th>Ant</th> <th>Cable</th> <th>Preamp</th> <th>APos</th> <th>TPos</th> <th>Remark</th> </tr> <tr> <th>Freq</th> <th>Level</th> <th>Line</th> <th>(dB)</th> <th>Level</th> <th>Factor</th> <th>Loss</th> <th>Factor</th> <th></th> </tr> <tr> <th>MHz</th> <th>dBuV/m</th> <th>dBuV/m</th> <th>dB</th> <th>dBuV</th> <th>dB/m</th> <th>dB</th> <th>dB</th> <th>cm</th> <th>deg</th> </tr> </thead> <tbody> <tr> <td>1</td> <td>5700.00</td> <td>103.81</td> <td>-----</td> <td>-----</td> <td>89.43</td> <td>35.09</td> <td>11.66</td> <td>32.37</td> <td>339</td> <td>239</td> <td>AVERAGE</td> </tr> </tbody> </table>	Limit	Margin	Read	Ant	Cable	Preamp	APos	TPos	Remark	Freq	Level	Line	(dB)	Level	Factor	Loss	Factor		MHz	dBuV/m	dBuV/m	dB	dBuV	dB/m	dB	dB	cm	deg	1	5700.00	103.81	-----	-----	89.43	35.09	11.66	32.37	339	239	AVERAGE																																								
Limit	Margin	Read	Ant	Cable	Preamp	APos	TPos	Remark																																																																										
Freq	Level	Line	(dB)	Level	Factor	Loss	Factor																																																																											
MHz	dBuV/m	dBuV/m	dB	dBuV	dB/m	dB	dB	cm	deg																																																																									
1	5700.00	103.81	-----	-----	89.43	35.09	11.66	32.37	339	239	AVERAGE																																																																							

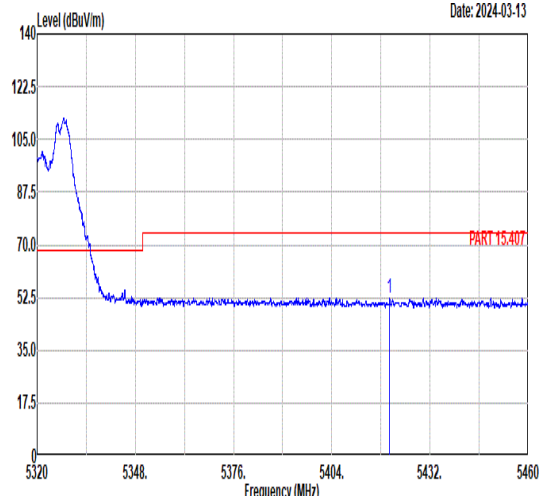
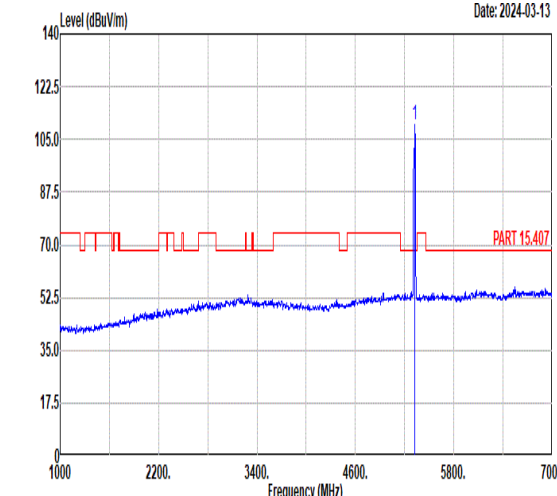
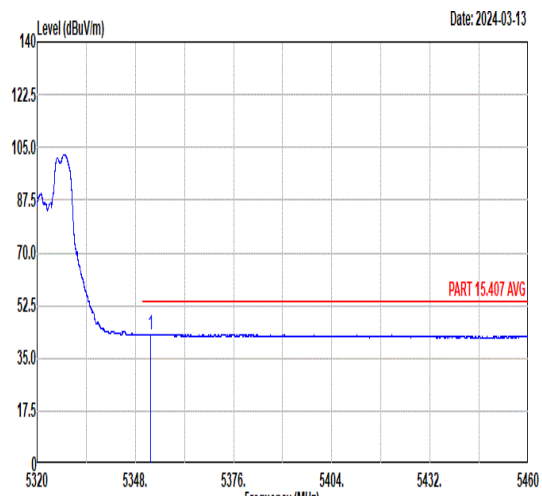
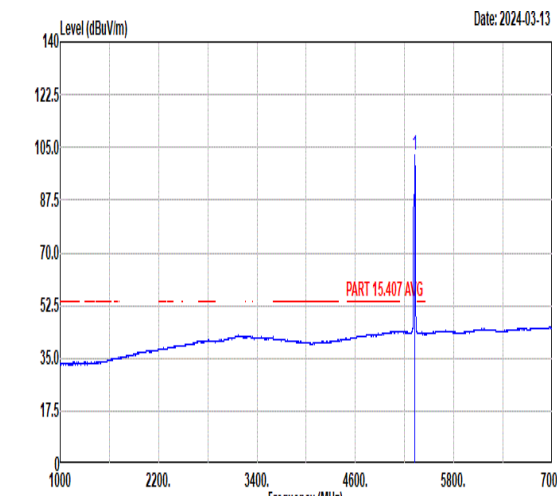


Mode	23																																																																																	
	Band Edge																																																																																	
	U-NII-1_5.15-5.25_802.11ax HE20_CH36_Partial_5180MHz																																																																																	
ANT	CDD 5+7																																																																																	
Pol.	Horizontal	Fundamental																																																																																
Peak	<table border="1"> <thead> <tr> <th>Limit</th> <th>Margin</th> <th>Read</th> <th>Ant</th> <th>Cable</th> <th>Preamp</th> <th>APos</th> <th>TPos</th> <th>Remark</th> </tr> <tr> <th>Freq</th> <th>Level</th> <th>Line</th> <th>(dB)</th> <th>Level</th> <th>Factor</th> <th>Loss</th> <th>Factor</th> <th></th> </tr> <tr> <th>MHz</th> <th>dBuV/m</th> <th>dBuV/m</th> <th>dB</th> <th>dBuV</th> <th>dB/m</th> <th>dB</th> <th>dB</th> <th>cm</th> <th>deg</th> </tr> </thead> <tbody> <tr> <td>1</td> <td>5117.63</td> <td>53.73</td> <td>74.00</td> <td>-20.27</td> <td>39.49</td> <td>34.88</td> <td>11.10</td> <td>31.74</td> <td>104</td> <td>296</td> <td>PEAK</td> </tr> </tbody> </table>	Limit	Margin	Read	Ant	Cable	Preamp	APos	TPos	Remark	Freq	Level	Line	(dB)	Level	Factor	Loss	Factor		MHz	dBuV/m	dBuV/m	dB	dBuV	dB/m	dB	dB	cm	deg	1	5117.63	53.73	74.00	-20.27	39.49	34.88	11.10	31.74	104	296	PEAK	<table border="1"> <thead> <tr> <th>Limit</th> <th>Margin</th> <th>Read</th> <th>Ant</th> <th>Cable</th> <th>Preamp</th> <th>APos</th> <th>TPos</th> <th>Remark</th> </tr> <tr> <th>Freq</th> <th>Level</th> <th>Line</th> <th>(dB)</th> <th>Level</th> <th>Factor</th> <th>Loss</th> <th>Factor</th> <th></th> </tr> <tr> <th>MHz</th> <th>dBuV/m</th> <th>dBuV/m</th> <th>dB</th> <th>dBuV</th> <th>dB/m</th> <th>dB</th> <th>dB</th> <th>cm</th> <th>deg</th> </tr> </thead> <tbody> <tr> <td>1</td> <td>5180.00</td> <td>109.79</td> <td>-----</td> <td>-----</td> <td>95.64</td> <td>34.87</td> <td>11.08</td> <td>31.80</td> <td>104</td> <td>296</td> <td>PEAK</td> </tr> </tbody> </table>	Limit	Margin	Read	Ant	Cable	Preamp	APos	TPos	Remark	Freq	Level	Line	(dB)	Level	Factor	Loss	Factor		MHz	dBuV/m	dBuV/m	dB	dBuV	dB/m	dB	dB	cm	deg	1	5180.00	109.79	-----	-----	95.64	34.87	11.08	31.80	104	296	PEAK
	Limit	Margin	Read	Ant	Cable	Preamp	APos	TPos	Remark																																																																									
Freq	Level	Line	(dB)	Level	Factor	Loss	Factor																																																																											
MHz	dBuV/m	dBuV/m	dB	dBuV	dB/m	dB	dB	cm	deg																																																																									
1	5117.63	53.73	74.00	-20.27	39.49	34.88	11.10	31.74	104	296	PEAK																																																																							
Limit	Margin	Read	Ant	Cable	Preamp	APos	TPos	Remark																																																																										
Freq	Level	Line	(dB)	Level	Factor	Loss	Factor																																																																											
MHz	dBuV/m	dBuV/m	dB	dBuV	dB/m	dB	dB	cm	deg																																																																									
1	5180.00	109.79	-----	-----	95.64	34.87	11.08	31.80	104	296	PEAK																																																																							
Avg	<table border="1"> <thead> <tr> <th>Limit</th> <th>Margin</th> <th>Read</th> <th>Ant</th> <th>Cable</th> <th>Preamp</th> <th>APos</th> <th>TPos</th> <th>Remark</th> </tr> <tr> <th>Freq</th> <th>Level</th> <th>Line</th> <th>(dB)</th> <th>Level</th> <th>Factor</th> <th>Loss</th> <th>Factor</th> <th></th> </tr> <tr> <th>MHz</th> <th>dBuV/m</th> <th>dBuV/m</th> <th>dB</th> <th>dBuV</th> <th>dB/m</th> <th>dB</th> <th>dB</th> <th>cm</th> <th>deg</th> </tr> </thead> <tbody> <tr> <td>1</td> <td>5109.17</td> <td>43.65</td> <td>54.00</td> <td>-10.35</td> <td>29.39</td> <td>34.88</td> <td>11.11</td> <td>31.73</td> <td>104</td> <td>296</td> <td>AVERAGE</td> </tr> </tbody> </table>	Limit	Margin	Read	Ant	Cable	Preamp	APos	TPos	Remark	Freq	Level	Line	(dB)	Level	Factor	Loss	Factor		MHz	dBuV/m	dBuV/m	dB	dBuV	dB/m	dB	dB	cm	deg	1	5109.17	43.65	54.00	-10.35	29.39	34.88	11.11	31.73	104	296	AVERAGE	<table border="1"> <thead> <tr> <th>Limit</th> <th>Margin</th> <th>Read</th> <th>Ant</th> <th>Cable</th> <th>Preamp</th> <th>APos</th> <th>TPos</th> <th>Remark</th> </tr> <tr> <th>Freq</th> <th>Level</th> <th>Line</th> <th>(dB)</th> <th>Level</th> <th>Factor</th> <th>Loss</th> <th>Factor</th> <th></th> </tr> <tr> <th>MHz</th> <th>dBuV/m</th> <th>dBuV/m</th> <th>dB</th> <th>dBuV</th> <th>dB/m</th> <th>dB</th> <th>dB</th> <th>cm</th> <th>deg</th> </tr> </thead> <tbody> <tr> <td>1</td> <td>5180.00</td> <td>102.22</td> <td>-----</td> <td>-----</td> <td>88.07</td> <td>34.87</td> <td>11.08</td> <td>31.80</td> <td>104</td> <td>296</td> <td>AVERAGE</td> </tr> </tbody> </table>	Limit	Margin	Read	Ant	Cable	Preamp	APos	TPos	Remark	Freq	Level	Line	(dB)	Level	Factor	Loss	Factor		MHz	dBuV/m	dBuV/m	dB	dBuV	dB/m	dB	dB	cm	deg	1	5180.00	102.22	-----	-----	88.07	34.87	11.08	31.80	104	296	AVERAGE
Limit	Margin	Read	Ant	Cable	Preamp	APos	TPos	Remark																																																																										
Freq	Level	Line	(dB)	Level	Factor	Loss	Factor																																																																											
MHz	dBuV/m	dBuV/m	dB	dBuV	dB/m	dB	dB	cm	deg																																																																									
1	5109.17	43.65	54.00	-10.35	29.39	34.88	11.11	31.73	104	296	AVERAGE																																																																							
Limit	Margin	Read	Ant	Cable	Preamp	APos	TPos	Remark																																																																										
Freq	Level	Line	(dB)	Level	Factor	Loss	Factor																																																																											
MHz	dBuV/m	dBuV/m	dB	dBuV	dB/m	dB	dB	cm	deg																																																																									
1	5180.00	102.22	-----	-----	88.07	34.87	11.08	31.80	104	296	AVERAGE																																																																							



Mode	23																																											
	Band Edge																																											
	U-NII-1_5.15-5.25_802.11ax HE20_CH36_Partial_5180MHz																																											
ANT	CDD 5+7																																											
Pol.	Vertical	Fundamental																																										
Peak	<table border="1"> <thead> <tr> <th>Limit Margin</th> <th>Read</th> <th>Ant</th> <th>Cable</th> <th>Preamp</th> <th>APos</th> <th>TPos</th> </tr> <tr> <th>Freq Level Line (dB)</th> <th>Level Factor</th> <th>Loss Factor</th> <th></th> <th></th> <th>cm</th> <th>deg</th> </tr> </thead> <tbody> <tr> <td>1 5037.17 53.34 74.00 -20.66</td> <td>38.94</td> <td>34.89</td> <td>11.15</td> <td>31.64</td> <td>392</td> <td>261 PEAK</td> </tr> </tbody> </table>	Limit Margin	Read	Ant	Cable	Preamp	APos	TPos	Freq Level Line (dB)	Level Factor	Loss Factor			cm	deg	1 5037.17 53.34 74.00 -20.66	38.94	34.89	11.15	31.64	392	261 PEAK	<table border="1"> <thead> <tr> <th>Limit Margin</th> <th>Read</th> <th>Ant</th> <th>Cable</th> <th>Preamp</th> <th>APos</th> <th>TPos</th> </tr> <tr> <th>Freq Level Line (dB)</th> <th>Level Factor</th> <th>Loss Factor</th> <th></th> <th></th> <th>cm</th> <th>deg</th> </tr> </thead> <tbody> <tr> <td>1 5180.00 108.61 -----</td> <td>94.46</td> <td>34.87</td> <td>11.08</td> <td>31.80</td> <td>392</td> <td>261 PEAK</td> </tr> </tbody> </table>	Limit Margin	Read	Ant	Cable	Preamp	APos	TPos	Freq Level Line (dB)	Level Factor	Loss Factor			cm	deg	1 5180.00 108.61 -----	94.46	34.87	11.08	31.80	392	261 PEAK
	Limit Margin	Read	Ant	Cable	Preamp	APos	TPos																																					
Freq Level Line (dB)	Level Factor	Loss Factor			cm	deg																																						
1 5037.17 53.34 74.00 -20.66	38.94	34.89	11.15	31.64	392	261 PEAK																																						
Limit Margin	Read	Ant	Cable	Preamp	APos	TPos																																						
Freq Level Line (dB)	Level Factor	Loss Factor			cm	deg																																						
1 5180.00 108.61 -----	94.46	34.87	11.08	31.80	392	261 PEAK																																						
Avg	<table border="1"> <thead> <tr> <th>Limit Margin</th> <th>Read</th> <th>Ant</th> <th>Cable</th> <th>Preamp</th> <th>APos</th> <th>TPos</th> </tr> <tr> <th>Freq Level Line (dB)</th> <th>Level Factor</th> <th>Loss Factor</th> <th></th> <th></th> <th>cm</th> <th>deg</th> </tr> </thead> <tbody> <tr> <td>1 5058.97 43.23 54.00 -10.77</td> <td>28.87</td> <td>34.89</td> <td>11.14</td> <td>31.67</td> <td>392</td> <td>261 AVERAGE</td> </tr> </tbody> </table>	Limit Margin	Read	Ant	Cable	Preamp	APos	TPos	Freq Level Line (dB)	Level Factor	Loss Factor			cm	deg	1 5058.97 43.23 54.00 -10.77	28.87	34.89	11.14	31.67	392	261 AVERAGE	<table border="1"> <thead> <tr> <th>Limit Margin</th> <th>Read</th> <th>Ant</th> <th>Cable</th> <th>Preamp</th> <th>APos</th> <th>TPos</th> </tr> <tr> <th>Freq Level Line (dB)</th> <th>Level Factor</th> <th>Loss Factor</th> <th></th> <th></th> <th>cm</th> <th>deg</th> </tr> </thead> <tbody> <tr> <td>1 5180.00 99.78 -----</td> <td>85.63</td> <td>34.87</td> <td>11.08</td> <td>31.80</td> <td>392</td> <td>261 AVERAGE</td> </tr> </tbody> </table>	Limit Margin	Read	Ant	Cable	Preamp	APos	TPos	Freq Level Line (dB)	Level Factor	Loss Factor			cm	deg	1 5180.00 99.78 -----	85.63	34.87	11.08	31.80	392	261 AVERAGE
Limit Margin	Read	Ant	Cable	Preamp	APos	TPos																																						
Freq Level Line (dB)	Level Factor	Loss Factor			cm	deg																																						
1 5058.97 43.23 54.00 -10.77	28.87	34.89	11.14	31.67	392	261 AVERAGE																																						
Limit Margin	Read	Ant	Cable	Preamp	APos	TPos																																						
Freq Level Line (dB)	Level Factor	Loss Factor			cm	deg																																						
1 5180.00 99.78 -----	85.63	34.87	11.08	31.80	392	261 AVERAGE																																						



Mode	24																																																																											
	Band Edge																																																																											
	U-NII-2A_5.25-5.35_802.11ax HE20_CH64_Partial_5320MHz																																																																											
ANT	CDD 5+7																																																																											
Pol.	Horizontal	Fundamental																																																																										
Peak	 <p>Level (dBuV/m) vs Frequency (MHz) plot for Horizontal polarization. The plot shows a signal level starting at approximately 105 dBuV/m at 5320 MHz and dropping to a noise floor of about 52 dBuV/m by 5340 MHz. A red limit line is shown at 70 dBuV/m. A peak is marked at 5420.46 MHz with a level of 52.48 dBuV/m. The date is 2024-03-13.</p> <table border="1"> <thead> <tr> <th>Limit</th> <th>Margin</th> <th>Read</th> <th>Ant</th> <th>Cable</th> <th>Preamp</th> <th>APos</th> <th>TPos</th> </tr> <tr> <th>Freq</th> <th>Level</th> <th>Line</th> <th>Level</th> <th>Factor</th> <th>Loss Factor</th> <th></th> <th>Remark</th> </tr> <tr> <th>MHz</th> <th>dBuV/m</th> <th>dBuV/m</th> <th>dBuV</th> <th>dB/m</th> <th>dB</th> <th>dB</th> <th>cm</th> <th>deg</th> </tr> </thead> <tbody> <tr> <td>1</td> <td>5420.46</td> <td>52.48</td> <td>74.00</td> <td>-21.52</td> <td>38.82</td> <td>34.82</td> <td>10.96</td> <td>32.12</td> <td>100</td> <td>295</td> <td>PEAK</td> </tr> </tbody> </table>	Limit	Margin	Read	Ant	Cable	Preamp	APos	TPos	Freq	Level	Line	Level	Factor	Loss Factor		Remark	MHz	dBuV/m	dBuV/m	dBuV	dB/m	dB	dB	cm	deg	1	5420.46	52.48	74.00	-21.52	38.82	34.82	10.96	32.12	100	295	PEAK	 <p>Level (dBuV/m) vs Frequency (MHz) plot for Fundamental polarization. The plot shows a signal level starting at approximately 40 dBuV/m at 1000 MHz and rising to a peak of 110.13 dBuV/m at 5320.00 MHz. A red limit line is shown at 70 dBuV/m. The date is 2024-03-13.</p> <table border="1"> <thead> <tr> <th>Limit</th> <th>Margin</th> <th>Read</th> <th>Ant</th> <th>Cable</th> <th>Preamp</th> <th>APos</th> <th>TPos</th> </tr> <tr> <th>Freq</th> <th>Level</th> <th>Line</th> <th>Level</th> <th>Factor</th> <th>Loss Factor</th> <th></th> <th>Remark</th> </tr> <tr> <th>MHz</th> <th>dBuV/m</th> <th>dBuV/m</th> <th>dBuV</th> <th>dB/m</th> <th>dB</th> <th>dB</th> <th>cm</th> <th>deg</th> </tr> </thead> <tbody> <tr> <td>1</td> <td>5320.00</td> <td>110.13</td> <td>-----</td> <td>-----</td> <td>96.33</td> <td>34.84</td> <td>10.96</td> <td>32.00</td> <td>100</td> <td>295</td> <td>PEAK</td> </tr> </tbody> </table>	Limit	Margin	Read	Ant	Cable	Preamp	APos	TPos	Freq	Level	Line	Level	Factor	Loss Factor		Remark	MHz	dBuV/m	dBuV/m	dBuV	dB/m	dB	dB	cm	deg	1	5320.00	110.13	-----	-----	96.33	34.84	10.96	32.00	100	295	PEAK
	Limit	Margin	Read	Ant	Cable	Preamp	APos	TPos																																																																				
Freq	Level	Line	Level	Factor	Loss Factor		Remark																																																																					
MHz	dBuV/m	dBuV/m	dBuV	dB/m	dB	dB	cm	deg																																																																				
1	5420.46	52.48	74.00	-21.52	38.82	34.82	10.96	32.12	100	295	PEAK																																																																	
Limit	Margin	Read	Ant	Cable	Preamp	APos	TPos																																																																					
Freq	Level	Line	Level	Factor	Loss Factor		Remark																																																																					
MHz	dBuV/m	dBuV/m	dBuV	dB/m	dB	dB	cm	deg																																																																				
1	5320.00	110.13	-----	-----	96.33	34.84	10.96	32.00	100	295	PEAK																																																																	
Avg	 <p>Level (dBuV/m) vs Frequency (MHz) plot for Horizontal polarization, Average. The plot shows a signal level starting at approximately 105 dBuV/m at 5320 MHz and dropping to an average level of 42.95 dBuV/m at 5352.42 MHz. A red limit line is shown at 54.00 dBuV/m. The date is 2024-03-13.</p> <table border="1"> <thead> <tr> <th>Limit</th> <th>Margin</th> <th>Read</th> <th>Ant</th> <th>Cable</th> <th>Preamp</th> <th>APos</th> <th>TPos</th> </tr> <tr> <th>Freq</th> <th>Level</th> <th>Line</th> <th>Level</th> <th>Factor</th> <th>Loss Factor</th> <th></th> <th>Remark</th> </tr> <tr> <th>MHz</th> <th>dBuV/m</th> <th>dBuV/m</th> <th>dBuV</th> <th>dB/m</th> <th>dB</th> <th>dB</th> <th>cm</th> <th>deg</th> </tr> </thead> <tbody> <tr> <td>1</td> <td>5352.42</td> <td>42.95</td> <td>54.00</td> <td>-11.05</td> <td>29.21</td> <td>34.83</td> <td>10.94</td> <td>32.03</td> <td>100</td> <td>295</td> <td>AVERAGE</td> </tr> </tbody> </table>	Limit	Margin	Read	Ant	Cable	Preamp	APos	TPos	Freq	Level	Line	Level	Factor	Loss Factor		Remark	MHz	dBuV/m	dBuV/m	dBuV	dB/m	dB	dB	cm	deg	1	5352.42	42.95	54.00	-11.05	29.21	34.83	10.94	32.03	100	295	AVERAGE	 <p>Level (dBuV/m) vs Frequency (MHz) plot for Fundamental polarization, Average. The plot shows a signal level starting at approximately 40 dBuV/m at 1000 MHz and rising to an average level of 102.59 dBuV/m at 5320.00 MHz. A red limit line is shown at 52.5 dBuV/m. The date is 2024-03-13.</p> <table border="1"> <thead> <tr> <th>Limit</th> <th>Margin</th> <th>Read</th> <th>Ant</th> <th>Cable</th> <th>Preamp</th> <th>APos</th> <th>TPos</th> </tr> <tr> <th>Freq</th> <th>Level</th> <th>Line</th> <th>Level</th> <th>Factor</th> <th>Loss Factor</th> <th></th> <th>Remark</th> </tr> <tr> <th>MHz</th> <th>dBuV/m</th> <th>dBuV/m</th> <th>dBuV</th> <th>dB/m</th> <th>dB</th> <th>dB</th> <th>cm</th> <th>deg</th> </tr> </thead> <tbody> <tr> <td>1</td> <td>5320.00</td> <td>102.59</td> <td>-----</td> <td>-----</td> <td>88.79</td> <td>34.84</td> <td>10.96</td> <td>32.00</td> <td>100</td> <td>295</td> <td>AVERAGE</td> </tr> </tbody> </table>	Limit	Margin	Read	Ant	Cable	Preamp	APos	TPos	Freq	Level	Line	Level	Factor	Loss Factor		Remark	MHz	dBuV/m	dBuV/m	dBuV	dB/m	dB	dB	cm	deg	1	5320.00	102.59	-----	-----	88.79	34.84	10.96	32.00	100	295	AVERAGE
Limit	Margin	Read	Ant	Cable	Preamp	APos	TPos																																																																					
Freq	Level	Line	Level	Factor	Loss Factor		Remark																																																																					
MHz	dBuV/m	dBuV/m	dBuV	dB/m	dB	dB	cm	deg																																																																				
1	5352.42	42.95	54.00	-11.05	29.21	34.83	10.94	32.03	100	295	AVERAGE																																																																	
Limit	Margin	Read	Ant	Cable	Preamp	APos	TPos																																																																					
Freq	Level	Line	Level	Factor	Loss Factor		Remark																																																																					
MHz	dBuV/m	dBuV/m	dBuV	dB/m	dB	dB	cm	deg																																																																				
1	5320.00	102.59	-----	-----	88.79	34.84	10.96	32.00	100	295	AVERAGE																																																																	

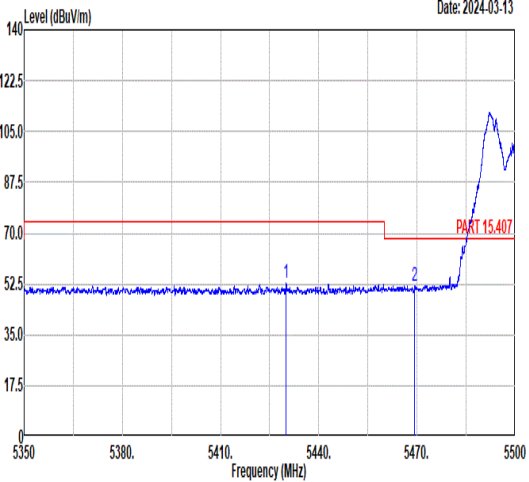
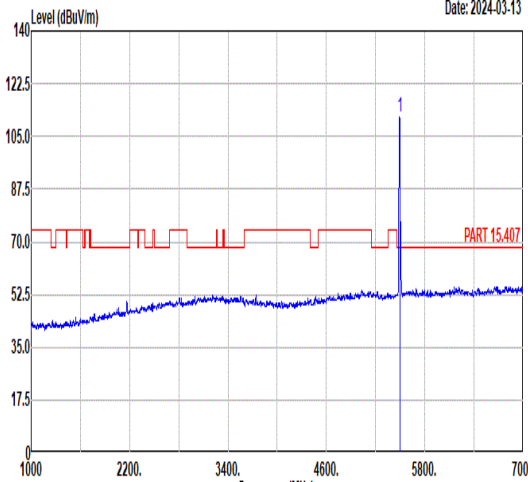
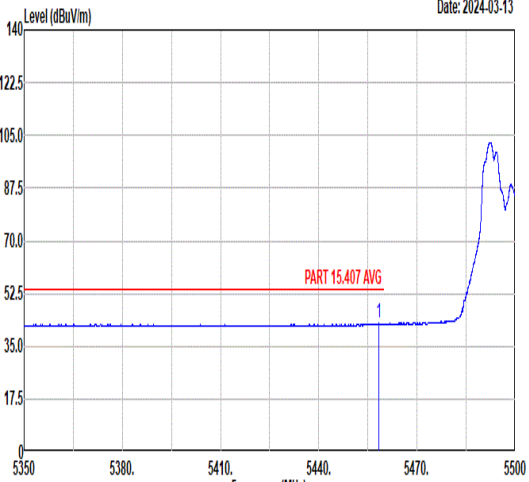
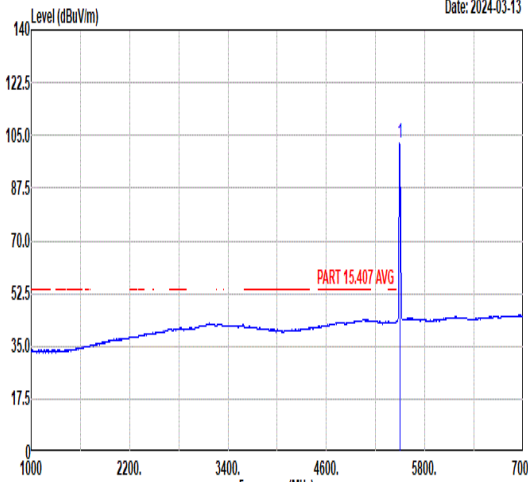


Mode	24																																																																																	
	Band Edge																																																																																	
	U-NII-2A_5.25-5.35_802.11ax HE20_CH64_Partial_5320MHz																																																																																	
ANT	CDD 5+7																																																																																	
Pol.	Vertical	Fundamental																																																																																
Peak	<p>Date: 2024-03-13</p> <table border="1"> <thead> <tr> <th>Limit</th> <th>Margin</th> <th>Read</th> <th>Ant</th> <th>Cable</th> <th>Preamp</th> <th>APos</th> <th>TPos</th> <th>Remark</th> </tr> <tr> <th>Freq</th> <th>Level</th> <th>Line</th> <th>(dB)</th> <th>Level</th> <th>Factor</th> <th>Loss</th> <th>Factor</th> <th></th> </tr> <tr> <th>MHz</th> <th>dBuV/m</th> <th>dBuV/m</th> <th>dB</th> <th>dBuV</th> <th>dB/m</th> <th>dB</th> <th>dB</th> <th>cm</th> <th>deg</th> </tr> </thead> <tbody> <tr> <td>1</td> <td>5350.74</td> <td>52.67</td> <td>74.00</td> <td>-21.33</td> <td>38.93</td> <td>34.83</td> <td>10.94</td> <td>32.03</td> <td>392</td> <td>259</td> <td>PEAK</td> </tr> </tbody> </table>	Limit	Margin	Read	Ant	Cable	Preamp	APos	TPos	Remark	Freq	Level	Line	(dB)	Level	Factor	Loss	Factor		MHz	dBuV/m	dBuV/m	dB	dBuV	dB/m	dB	dB	cm	deg	1	5350.74	52.67	74.00	-21.33	38.93	34.83	10.94	32.03	392	259	PEAK	<p>Date: 2024-03-13</p> <table border="1"> <thead> <tr> <th>Limit</th> <th>Margin</th> <th>Read</th> <th>Ant</th> <th>Cable</th> <th>Preamp</th> <th>APos</th> <th>TPos</th> <th>Remark</th> </tr> <tr> <th>Freq</th> <th>Level</th> <th>Line</th> <th>(dB)</th> <th>Level</th> <th>Factor</th> <th>Loss</th> <th>Factor</th> <th></th> </tr> <tr> <th>MHz</th> <th>dBuV/m</th> <th>dBuV/m</th> <th>dB</th> <th>dBuV</th> <th>dB/m</th> <th>dB</th> <th>dB</th> <th>cm</th> <th>deg</th> </tr> </thead> <tbody> <tr> <td>1</td> <td>5320.00</td> <td>111.21</td> <td>-----</td> <td>-----</td> <td>97.41</td> <td>34.84</td> <td>10.96</td> <td>32.00</td> <td>392</td> <td>259</td> <td>PEAK</td> </tr> </tbody> </table>	Limit	Margin	Read	Ant	Cable	Preamp	APos	TPos	Remark	Freq	Level	Line	(dB)	Level	Factor	Loss	Factor		MHz	dBuV/m	dBuV/m	dB	dBuV	dB/m	dB	dB	cm	deg	1	5320.00	111.21	-----	-----	97.41	34.84	10.96	32.00	392	259	PEAK
	Limit	Margin	Read	Ant	Cable	Preamp	APos	TPos	Remark																																																																									
Freq	Level	Line	(dB)	Level	Factor	Loss	Factor																																																																											
MHz	dBuV/m	dBuV/m	dB	dBuV	dB/m	dB	dB	cm	deg																																																																									
1	5350.74	52.67	74.00	-21.33	38.93	34.83	10.94	32.03	392	259	PEAK																																																																							
Limit	Margin	Read	Ant	Cable	Preamp	APos	TPos	Remark																																																																										
Freq	Level	Line	(dB)	Level	Factor	Loss	Factor																																																																											
MHz	dBuV/m	dBuV/m	dB	dBuV	dB/m	dB	dB	cm	deg																																																																									
1	5320.00	111.21	-----	-----	97.41	34.84	10.96	32.00	392	259	PEAK																																																																							
Avg	<p>Date: 2024-03-13</p> <table border="1"> <thead> <tr> <th>Limit</th> <th>Margin</th> <th>Read</th> <th>Ant</th> <th>Cable</th> <th>Preamp</th> <th>APos</th> <th>TPos</th> <th>Remark</th> </tr> <tr> <th>Freq</th> <th>Level</th> <th>Line</th> <th>(dB)</th> <th>Level</th> <th>Factor</th> <th>Loss</th> <th>Factor</th> <th></th> </tr> <tr> <th>MHz</th> <th>dBuV/m</th> <th>dBuV/m</th> <th>dB</th> <th>dBuV</th> <th>dB/m</th> <th>dB</th> <th>dB</th> <th>cm</th> <th>deg</th> </tr> </thead> <tbody> <tr> <td>1</td> <td>5353.67</td> <td>42.60</td> <td>54.00</td> <td>-11.40</td> <td>28.86</td> <td>34.83</td> <td>10.94</td> <td>32.03</td> <td>392</td> <td>259</td> <td>AVERAGE</td> </tr> </tbody> </table>	Limit	Margin	Read	Ant	Cable	Preamp	APos	TPos	Remark	Freq	Level	Line	(dB)	Level	Factor	Loss	Factor		MHz	dBuV/m	dBuV/m	dB	dBuV	dB/m	dB	dB	cm	deg	1	5353.67	42.60	54.00	-11.40	28.86	34.83	10.94	32.03	392	259	AVERAGE	<p>Date: 2024-03-13</p> <table border="1"> <thead> <tr> <th>Limit</th> <th>Margin</th> <th>Read</th> <th>Ant</th> <th>Cable</th> <th>Preamp</th> <th>APos</th> <th>TPos</th> <th>Remark</th> </tr> <tr> <th>Freq</th> <th>Level</th> <th>Line</th> <th>(dB)</th> <th>Level</th> <th>Factor</th> <th>Loss</th> <th>Factor</th> <th></th> </tr> <tr> <th>MHz</th> <th>dBuV/m</th> <th>dBuV/m</th> <th>dB</th> <th>dBuV</th> <th>dB/m</th> <th>dB</th> <th>dB</th> <th>cm</th> <th>deg</th> </tr> </thead> <tbody> <tr> <td>1</td> <td>5320.00</td> <td>102.70</td> <td>-----</td> <td>-----</td> <td>88.90</td> <td>34.84</td> <td>10.96</td> <td>32.00</td> <td>392</td> <td>259</td> <td>AVERAGE</td> </tr> </tbody> </table>	Limit	Margin	Read	Ant	Cable	Preamp	APos	TPos	Remark	Freq	Level	Line	(dB)	Level	Factor	Loss	Factor		MHz	dBuV/m	dBuV/m	dB	dBuV	dB/m	dB	dB	cm	deg	1	5320.00	102.70	-----	-----	88.90	34.84	10.96	32.00	392	259	AVERAGE
Limit	Margin	Read	Ant	Cable	Preamp	APos	TPos	Remark																																																																										
Freq	Level	Line	(dB)	Level	Factor	Loss	Factor																																																																											
MHz	dBuV/m	dBuV/m	dB	dBuV	dB/m	dB	dB	cm	deg																																																																									
1	5353.67	42.60	54.00	-11.40	28.86	34.83	10.94	32.03	392	259	AVERAGE																																																																							
Limit	Margin	Read	Ant	Cable	Preamp	APos	TPos	Remark																																																																										
Freq	Level	Line	(dB)	Level	Factor	Loss	Factor																																																																											
MHz	dBuV/m	dBuV/m	dB	dBuV	dB/m	dB	dB	cm	deg																																																																									
1	5320.00	102.70	-----	-----	88.90	34.84	10.96	32.00	392	259	AVERAGE																																																																							

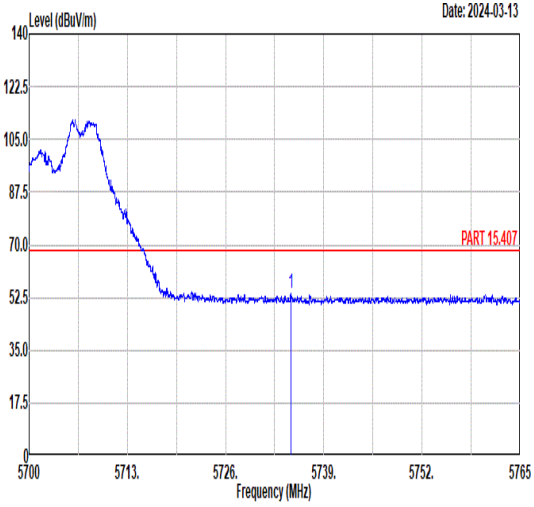
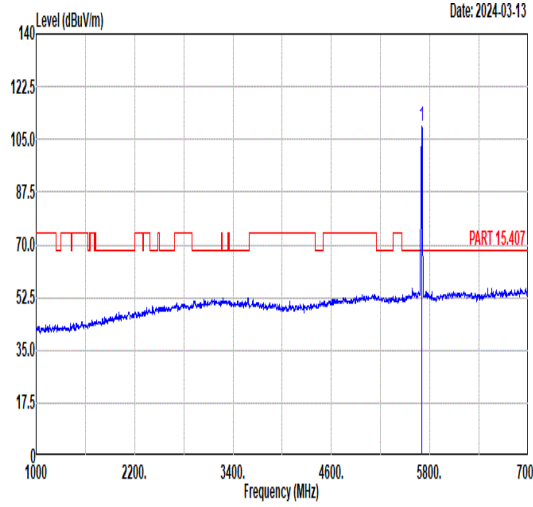
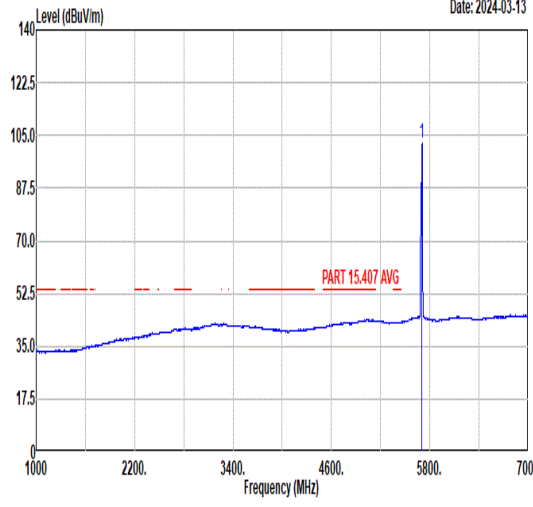


Mode	25																																																									
	Band Edge																																																									
	U-NII-2C_5.47-5.725_802.11ax HE20_CH100_Partial_5500MHz																																																									
ANT	CDD 5+7																																																									
Pol.	Horizontal	Fundamental																																																								
Peak	<table border="1"> <thead> <tr> <th>Limit Margin</th> <th>Read</th> <th>Ant</th> <th>Cable</th> <th>Preamp</th> <th>APos</th> <th>TPos</th> <th>Remark</th> </tr> <tr> <th>Freq Level Line (dB)</th> <th>Level Factor</th> <th>Loss Factor</th> <th></th> <th></th> <th>cm</th> <th>deg</th> <th></th> </tr> </thead> <tbody> <tr> <td>1 5443.98 53.62 74.00 -20.38 39.91 34.81 11.05 32.15 100 293</td> <td>PEAK</td> <td></td> <td></td> <td></td> <td></td> <td></td> <td></td> </tr> <tr> <td>2 5469.18 52.93 68.30 -15.37 39.14 34.81 11.16 32.18 100 293</td> <td>PEAK</td> <td></td> <td></td> <td></td> <td></td> <td></td> <td></td> </tr> </tbody> </table>	Limit Margin	Read	Ant	Cable	Preamp	APos	TPos	Remark	Freq Level Line (dB)	Level Factor	Loss Factor			cm	deg		1 5443.98 53.62 74.00 -20.38 39.91 34.81 11.05 32.15 100 293	PEAK							2 5469.18 52.93 68.30 -15.37 39.14 34.81 11.16 32.18 100 293	PEAK							<table border="1"> <thead> <tr> <th>Limit Margin</th> <th>Read</th> <th>Ant</th> <th>Cable</th> <th>Preamp</th> <th>APos</th> <th>TPos</th> <th>Remark</th> </tr> <tr> <th>Freq Level Line (dB)</th> <th>Level Factor</th> <th>Loss Factor</th> <th></th> <th></th> <th>cm</th> <th>deg</th> <th></th> </tr> </thead> <tbody> <tr> <td>1 5500.00 110.73 -----</td> <td>96.88 34.80 11.25 32.20 100 293</td> <td>PEAK</td> <td></td> <td></td> <td></td> <td></td> <td></td> </tr> </tbody> </table>	Limit Margin	Read	Ant	Cable	Preamp	APos	TPos	Remark	Freq Level Line (dB)	Level Factor	Loss Factor			cm	deg		1 5500.00 110.73 -----	96.88 34.80 11.25 32.20 100 293	PEAK					
	Limit Margin	Read	Ant	Cable	Preamp	APos	TPos	Remark																																																		
Freq Level Line (dB)	Level Factor	Loss Factor			cm	deg																																																				
1 5443.98 53.62 74.00 -20.38 39.91 34.81 11.05 32.15 100 293	PEAK																																																									
2 5469.18 52.93 68.30 -15.37 39.14 34.81 11.16 32.18 100 293	PEAK																																																									
Limit Margin	Read	Ant	Cable	Preamp	APos	TPos	Remark																																																			
Freq Level Line (dB)	Level Factor	Loss Factor			cm	deg																																																				
1 5500.00 110.73 -----	96.88 34.80 11.25 32.20 100 293	PEAK																																																								
Avg	<table border="1"> <thead> <tr> <th>Limit Margin</th> <th>Read</th> <th>Ant</th> <th>Cable</th> <th>Preamp</th> <th>APos</th> <th>TPos</th> <th>Remark</th> </tr> <tr> <th>Freq Level Line (dB)</th> <th>Level Factor</th> <th>Loss Factor</th> <th></th> <th></th> <th>cm</th> <th>deg</th> <th></th> </tr> </thead> <tbody> <tr> <td>1 5459.29 43.07 54.00 -10.93 29.30 34.81 11.12 32.16 100 293</td> <td>AVERAGE</td> <td></td> <td></td> <td></td> <td></td> <td></td> <td></td> </tr> </tbody> </table>	Limit Margin	Read	Ant	Cable	Preamp	APos	TPos	Remark	Freq Level Line (dB)	Level Factor	Loss Factor			cm	deg		1 5459.29 43.07 54.00 -10.93 29.30 34.81 11.12 32.16 100 293	AVERAGE							<table border="1"> <thead> <tr> <th>Limit Margin</th> <th>Read</th> <th>Ant</th> <th>Cable</th> <th>Preamp</th> <th>APos</th> <th>TPos</th> <th>Remark</th> </tr> <tr> <th>Freq Level Line (dB)</th> <th>Level Factor</th> <th>Loss Factor</th> <th></th> <th></th> <th>cm</th> <th>deg</th> <th></th> </tr> </thead> <tbody> <tr> <td>1 5500.00 103.17 -----</td> <td>89.32 34.80 11.25 32.20 100 293</td> <td>AVERAGE</td> <td></td> <td></td> <td></td> <td></td> <td></td> </tr> </tbody> </table>	Limit Margin	Read	Ant	Cable	Preamp	APos	TPos	Remark	Freq Level Line (dB)	Level Factor	Loss Factor			cm	deg		1 5500.00 103.17 -----	89.32 34.80 11.25 32.20 100 293	AVERAGE													
Limit Margin	Read	Ant	Cable	Preamp	APos	TPos	Remark																																																			
Freq Level Line (dB)	Level Factor	Loss Factor			cm	deg																																																				
1 5459.29 43.07 54.00 -10.93 29.30 34.81 11.12 32.16 100 293	AVERAGE																																																									
Limit Margin	Read	Ant	Cable	Preamp	APos	TPos	Remark																																																			
Freq Level Line (dB)	Level Factor	Loss Factor			cm	deg																																																				
1 5500.00 103.17 -----	89.32 34.80 11.25 32.20 100 293	AVERAGE																																																								



Mode	25																																																																																											
	Band Edge																																																																																											
	U-NII-2C_5.47-5.725_802.11ax HE20_CH100_Partial_5500MHz																																																																																											
ANT	CDD 5+7																																																																																											
Pol.	Vertical	Fundamental																																																																																										
Peak	 <p>Date: 2024-03-13</p> <table border="1"> <thead> <tr> <th>Limit</th> <th>Margin</th> <th>Read</th> <th>Ant</th> <th>Cable</th> <th>Preamp</th> <th>APos</th> <th>TPos</th> <th>Remark</th> </tr> <tr> <th>Freq</th> <th>Level</th> <th>Line</th> <th>(dB)</th> <th>Level</th> <th>Factor</th> <th>Loss</th> <th>Factor</th> <th></th> </tr> <tr> <th>MHz</th> <th>dBuV/m</th> <th>dBuV/m</th> <th>dBuV</th> <th>dB/m</th> <th>dB</th> <th>dB</th> <th>cm</th> <th>deg</th> </tr> </thead> <tbody> <tr> <td>1</td> <td>5430.04</td> <td>52.57</td> <td>74.00</td> <td>-21.43</td> <td>38.89</td> <td>34.81</td> <td>11.00</td> <td>32.13</td> <td>365</td> <td>247</td> <td>PEAK</td> </tr> <tr> <td>2</td> <td>5469.34</td> <td>51.80</td> <td>68.30</td> <td>-16.50</td> <td>38.01</td> <td>34.81</td> <td>11.16</td> <td>32.18</td> <td>365</td> <td>247</td> <td>PEAK</td> </tr> </tbody> </table>	Limit	Margin	Read	Ant	Cable	Preamp	APos	TPos	Remark	Freq	Level	Line	(dB)	Level	Factor	Loss	Factor		MHz	dBuV/m	dBuV/m	dBuV	dB/m	dB	dB	cm	deg	1	5430.04	52.57	74.00	-21.43	38.89	34.81	11.00	32.13	365	247	PEAK	2	5469.34	51.80	68.30	-16.50	38.01	34.81	11.16	32.18	365	247	PEAK	 <p>Date: 2024-03-13</p> <table border="1"> <thead> <tr> <th>Limit</th> <th>Margin</th> <th>Read</th> <th>Ant</th> <th>Cable</th> <th>Preamp</th> <th>APos</th> <th>TPos</th> <th>Remark</th> </tr> <tr> <th>Freq</th> <th>Level</th> <th>Line</th> <th>(dB)</th> <th>Level</th> <th>Factor</th> <th>Loss</th> <th>Factor</th> <th></th> </tr> <tr> <th>MHz</th> <th>dBuV/m</th> <th>dBuV/m</th> <th>dBuV</th> <th>dB/m</th> <th>dB</th> <th>dB</th> <th>cm</th> <th>deg</th> </tr> </thead> <tbody> <tr> <td>1</td> <td>5500.00</td> <td>111.55</td> <td>-----</td> <td>-----</td> <td>97.70</td> <td>34.80</td> <td>11.25</td> <td>32.20</td> <td>365</td> <td>247</td> <td>PEAK</td> </tr> </tbody> </table>	Limit	Margin	Read	Ant	Cable	Preamp	APos	TPos	Remark	Freq	Level	Line	(dB)	Level	Factor	Loss	Factor		MHz	dBuV/m	dBuV/m	dBuV	dB/m	dB	dB	cm	deg	1	5500.00	111.55	-----	-----	97.70	34.80	11.25	32.20	365	247	PEAK
	Limit	Margin	Read	Ant	Cable	Preamp	APos	TPos	Remark																																																																																			
Freq	Level	Line	(dB)	Level	Factor	Loss	Factor																																																																																					
MHz	dBuV/m	dBuV/m	dBuV	dB/m	dB	dB	cm	deg																																																																																				
1	5430.04	52.57	74.00	-21.43	38.89	34.81	11.00	32.13	365	247	PEAK																																																																																	
2	5469.34	51.80	68.30	-16.50	38.01	34.81	11.16	32.18	365	247	PEAK																																																																																	
Limit	Margin	Read	Ant	Cable	Preamp	APos	TPos	Remark																																																																																				
Freq	Level	Line	(dB)	Level	Factor	Loss	Factor																																																																																					
MHz	dBuV/m	dBuV/m	dBuV	dB/m	dB	dB	cm	deg																																																																																				
1	5500.00	111.55	-----	-----	97.70	34.80	11.25	32.20	365	247	PEAK																																																																																	
Avg	 <p>Date: 2024-03-13</p> <table border="1"> <thead> <tr> <th>Limit</th> <th>Margin</th> <th>Read</th> <th>Ant</th> <th>Cable</th> <th>Preamp</th> <th>APos</th> <th>TPos</th> <th>Remark</th> </tr> <tr> <th>Freq</th> <th>Level</th> <th>Line</th> <th>(dB)</th> <th>Level</th> <th>Factor</th> <th>Loss</th> <th>Factor</th> <th></th> </tr> <tr> <th>MHz</th> <th>dBuV/m</th> <th>dBuV/m</th> <th>dBuV</th> <th>dB/m</th> <th>dB</th> <th>dB</th> <th>cm</th> <th>deg</th> </tr> </thead> <tbody> <tr> <td>1</td> <td>5458.23</td> <td>42.54</td> <td>54.00</td> <td>-11.46</td> <td>28.78</td> <td>34.81</td> <td>11.11</td> <td>32.16</td> <td>365</td> <td>247</td> <td>AVERAGE</td> </tr> </tbody> </table>	Limit	Margin	Read	Ant	Cable	Preamp	APos	TPos	Remark	Freq	Level	Line	(dB)	Level	Factor	Loss	Factor		MHz	dBuV/m	dBuV/m	dBuV	dB/m	dB	dB	cm	deg	1	5458.23	42.54	54.00	-11.46	28.78	34.81	11.11	32.16	365	247	AVERAGE	 <p>Date: 2024-03-13</p> <table border="1"> <thead> <tr> <th>Limit</th> <th>Margin</th> <th>Read</th> <th>Ant</th> <th>Cable</th> <th>Preamp</th> <th>APos</th> <th>TPos</th> <th>Remark</th> </tr> <tr> <th>Freq</th> <th>Level</th> <th>Line</th> <th>(dB)</th> <th>Level</th> <th>Factor</th> <th>Loss</th> <th>Factor</th> <th></th> </tr> <tr> <th>MHz</th> <th>dBuV/m</th> <th>dBuV/m</th> <th>dBuV</th> <th>dB/m</th> <th>dB</th> <th>dB</th> <th>cm</th> <th>deg</th> </tr> </thead> <tbody> <tr> <td>1</td> <td>5500.00</td> <td>102.45</td> <td>-----</td> <td>-----</td> <td>88.60</td> <td>34.80</td> <td>11.25</td> <td>32.20</td> <td>365</td> <td>247</td> <td>AVERAGE</td> </tr> </tbody> </table>	Limit	Margin	Read	Ant	Cable	Preamp	APos	TPos	Remark	Freq	Level	Line	(dB)	Level	Factor	Loss	Factor		MHz	dBuV/m	dBuV/m	dBuV	dB/m	dB	dB	cm	deg	1	5500.00	102.45	-----	-----	88.60	34.80	11.25	32.20	365	247	AVERAGE												
Limit	Margin	Read	Ant	Cable	Preamp	APos	TPos	Remark																																																																																				
Freq	Level	Line	(dB)	Level	Factor	Loss	Factor																																																																																					
MHz	dBuV/m	dBuV/m	dBuV	dB/m	dB	dB	cm	deg																																																																																				
1	5458.23	42.54	54.00	-11.46	28.78	34.81	11.11	32.16	365	247	AVERAGE																																																																																	
Limit	Margin	Read	Ant	Cable	Preamp	APos	TPos	Remark																																																																																				
Freq	Level	Line	(dB)	Level	Factor	Loss	Factor																																																																																					
MHz	dBuV/m	dBuV/m	dBuV	dB/m	dB	dB	cm	deg																																																																																				
1	5500.00	102.45	-----	-----	88.60	34.80	11.25	32.20	365	247	AVERAGE																																																																																	

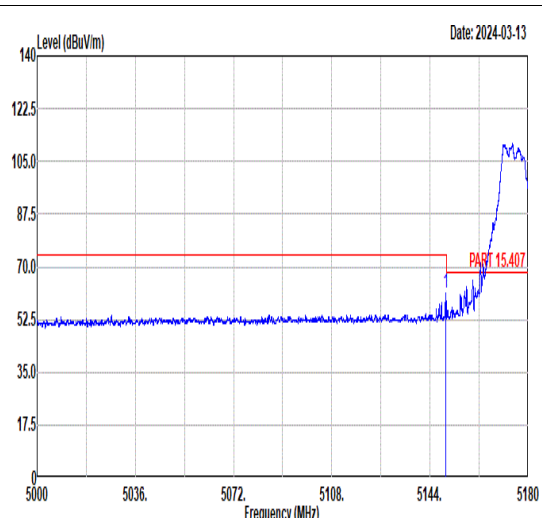
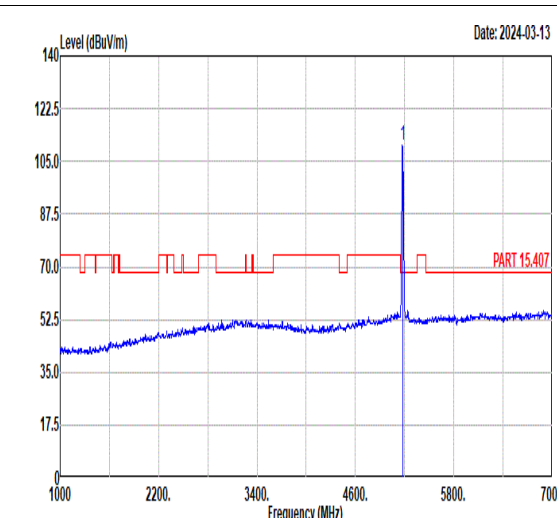
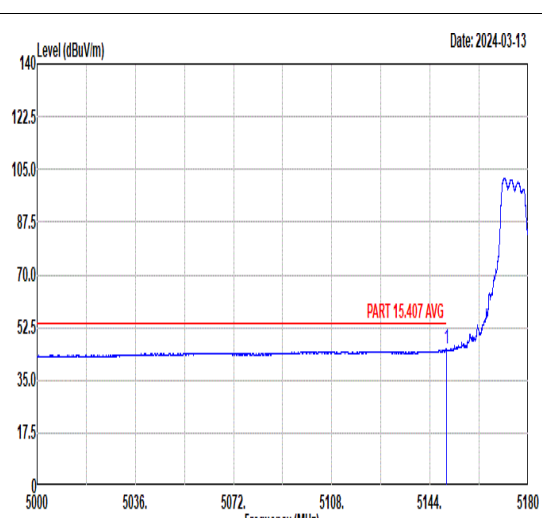
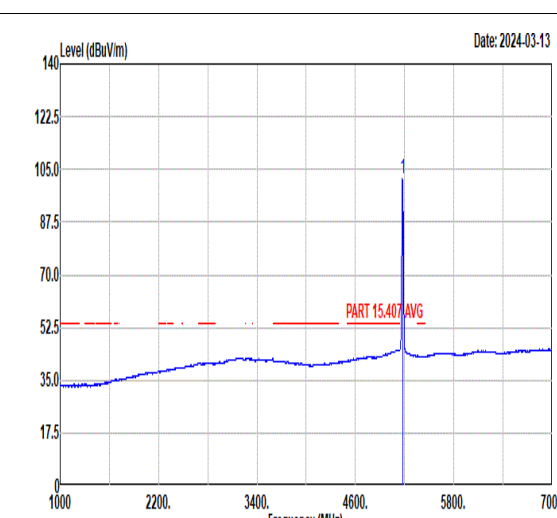


Mode	26																																																																															
	Band Edge																																																																															
	U-NII-2C_5.47-5.725_802.11ax HE20_CH140_Partial_5700MHz																																																																															
ANT	CDD 5+7																																																																															
Pol.	Horizontal	Fundamental																																																																														
Peak	 <p>Date: 2024-03-13</p> <table border="1"> <thead> <tr> <th>Limit</th> <th>Margin</th> <th>Read</th> <th>Ant</th> <th>Cable</th> <th>Preamp</th> <th>APos</th> <th>TPos</th> <th>Remark</th> </tr> <tr> <th>Freq</th> <th>Level</th> <th>Line</th> <th>(dB)</th> <th>Level</th> <th>Factor</th> <th>Loss</th> <th>Factor</th> <th></th> </tr> <tr> <th>MHz</th> <th>dBuV/m</th> <th>dBuV/m</th> <th>dB</th> <th>dBuV</th> <th>dB/m</th> <th>dB</th> <th>dB</th> <th>cm</th> <th>deg</th> </tr> </thead> <tbody> <tr> <td>1</td> <td>5734.61</td> <td>53.65</td> <td>68.30</td> <td>-14.65</td> <td>39.26</td> <td>35.13</td> <td>11.65</td> <td>32.39</td> <td>100</td> <td>293 PEAK</td> </tr> </tbody> </table>	Limit	Margin	Read	Ant	Cable	Preamp	APos	TPos	Remark	Freq	Level	Line	(dB)	Level	Factor	Loss	Factor		MHz	dBuV/m	dBuV/m	dB	dBuV	dB/m	dB	dB	cm	deg	1	5734.61	53.65	68.30	-14.65	39.26	35.13	11.65	32.39	100	293 PEAK	 <p>Date: 2024-03-13</p> <table border="1"> <thead> <tr> <th>Limit</th> <th>Margin</th> <th>Read</th> <th>Ant</th> <th>Cable</th> <th>Preamp</th> <th>APos</th> <th>TPos</th> <th>Remark</th> </tr> <tr> <th>Freq</th> <th>Level</th> <th>Line</th> <th>(dB)</th> <th>Level</th> <th>Factor</th> <th>Loss</th> <th>Factor</th> <th></th> </tr> <tr> <th>MHz</th> <th>dBuV/m</th> <th>dBuV/m</th> <th>dB</th> <th>dBuV</th> <th>dB/m</th> <th>dB</th> <th>dB</th> <th>cm</th> <th>deg</th> </tr> </thead> <tbody> <tr> <td>1</td> <td>5700.00</td> <td>109.33</td> <td>-----</td> <td>-----</td> <td>94.96</td> <td>35.08</td> <td>11.66</td> <td>32.37</td> <td>100</td> <td>293 PEAK</td> </tr> </tbody> </table>	Limit	Margin	Read	Ant	Cable	Preamp	APos	TPos	Remark	Freq	Level	Line	(dB)	Level	Factor	Loss	Factor		MHz	dBuV/m	dBuV/m	dB	dBuV	dB/m	dB	dB	cm	deg	1	5700.00	109.33	-----	-----	94.96	35.08	11.66	32.37	100	293 PEAK
	Limit	Margin	Read	Ant	Cable	Preamp	APos	TPos	Remark																																																																							
Freq	Level	Line	(dB)	Level	Factor	Loss	Factor																																																																									
MHz	dBuV/m	dBuV/m	dB	dBuV	dB/m	dB	dB	cm	deg																																																																							
1	5734.61	53.65	68.30	-14.65	39.26	35.13	11.65	32.39	100	293 PEAK																																																																						
Limit	Margin	Read	Ant	Cable	Preamp	APos	TPos	Remark																																																																								
Freq	Level	Line	(dB)	Level	Factor	Loss	Factor																																																																									
MHz	dBuV/m	dBuV/m	dB	dBuV	dB/m	dB	dB	cm	deg																																																																							
1	5700.00	109.33	-----	-----	94.96	35.08	11.66	32.37	100	293 PEAK																																																																						
Avg	Blank	 <p>Date: 2024-03-13</p> <table border="1"> <thead> <tr> <th>Limit</th> <th>Margin</th> <th>Read</th> <th>Ant</th> <th>Cable</th> <th>Preamp</th> <th>APos</th> <th>TPos</th> <th>Remark</th> </tr> <tr> <th>Freq</th> <th>Level</th> <th>Line</th> <th>(dB)</th> <th>Level</th> <th>Factor</th> <th>Loss</th> <th>Factor</th> <th></th> </tr> <tr> <th>MHz</th> <th>dBuV/m</th> <th>dBuV/m</th> <th>dB</th> <th>dBuV</th> <th>dB/m</th> <th>dB</th> <th>dB</th> <th>cm</th> <th>deg</th> </tr> </thead> <tbody> <tr> <td>1</td> <td>5700.00</td> <td>102.36</td> <td>-----</td> <td>-----</td> <td>87.98</td> <td>35.09</td> <td>11.66</td> <td>32.37</td> <td>100</td> <td>293 AVERAGE</td> </tr> </tbody> </table>	Limit	Margin	Read	Ant	Cable	Preamp	APos	TPos	Remark	Freq	Level	Line	(dB)	Level	Factor	Loss	Factor		MHz	dBuV/m	dBuV/m	dB	dBuV	dB/m	dB	dB	cm	deg	1	5700.00	102.36	-----	-----	87.98	35.09	11.66	32.37	100	293 AVERAGE																																							
Limit	Margin	Read	Ant	Cable	Preamp	APos	TPos	Remark																																																																								
Freq	Level	Line	(dB)	Level	Factor	Loss	Factor																																																																									
MHz	dBuV/m	dBuV/m	dB	dBuV	dB/m	dB	dB	cm	deg																																																																							
1	5700.00	102.36	-----	-----	87.98	35.09	11.66	32.37	100	293 AVERAGE																																																																						



Mode	26																																																																																	
	Band Edge																																																																																	
	U-NII-2C_5.47-5.725_802.11ax HE20_CH140_Partial_5700MHz																																																																																	
ANT	CDD 5+7																																																																																	
Pol.	Vertical	Fundamental																																																																																
Peak	<p>Date: 2024-03-13</p> <table border="1"> <thead> <tr> <th>Limit</th> <th>Margin</th> <th>Read</th> <th>Ant</th> <th>Cable</th> <th>Preamp</th> <th>APos</th> <th>TPos</th> <th>Remark</th> </tr> <tr> <th>Freq</th> <th>Level</th> <th>Line</th> <th>(dB)</th> <th>Level</th> <th>Factor</th> <th>Loss</th> <th>Factor</th> <th></th> </tr> <tr> <th>MHz</th> <th>dBuV/m</th> <th>dBuV/m</th> <th>dB</th> <th>dBuV</th> <th>dB/m</th> <th>dB</th> <th>dB</th> <th>cm</th> <th>deg</th> </tr> </thead> <tbody> <tr> <td>1</td> <td>5731.56</td> <td>55.08</td> <td>68.30</td> <td>-13.22</td> <td>40.70</td> <td>35.12</td> <td>11.65</td> <td>32.39</td> <td>339</td> <td>240</td> <td>PEAK</td> </tr> </tbody> </table>	Limit	Margin	Read	Ant	Cable	Preamp	APos	TPos	Remark	Freq	Level	Line	(dB)	Level	Factor	Loss	Factor		MHz	dBuV/m	dBuV/m	dB	dBuV	dB/m	dB	dB	cm	deg	1	5731.56	55.08	68.30	-13.22	40.70	35.12	11.65	32.39	339	240	PEAK	<p>Date: 2024-03-13</p> <table border="1"> <thead> <tr> <th>Limit</th> <th>Margin</th> <th>Read</th> <th>Ant</th> <th>Cable</th> <th>Preamp</th> <th>APos</th> <th>TPos</th> <th>Remark</th> </tr> <tr> <th>Freq</th> <th>Level</th> <th>Line</th> <th>(dB)</th> <th>Level</th> <th>Factor</th> <th>Loss</th> <th>Factor</th> <th></th> </tr> <tr> <th>MHz</th> <th>dBuV/m</th> <th>dBuV/m</th> <th>dB</th> <th>dBuV</th> <th>dB/m</th> <th>dB</th> <th>dB</th> <th>cm</th> <th>deg</th> </tr> </thead> <tbody> <tr> <td>1</td> <td>5700.00</td> <td>111.37</td> <td>-----</td> <td>-----</td> <td>96.99</td> <td>35.09</td> <td>11.66</td> <td>32.37</td> <td>339</td> <td>240</td> <td>PEAK</td> </tr> </tbody> </table>	Limit	Margin	Read	Ant	Cable	Preamp	APos	TPos	Remark	Freq	Level	Line	(dB)	Level	Factor	Loss	Factor		MHz	dBuV/m	dBuV/m	dB	dBuV	dB/m	dB	dB	cm	deg	1	5700.00	111.37	-----	-----	96.99	35.09	11.66	32.37	339	240	PEAK
	Limit	Margin	Read	Ant	Cable	Preamp	APos	TPos	Remark																																																																									
Freq	Level	Line	(dB)	Level	Factor	Loss	Factor																																																																											
MHz	dBuV/m	dBuV/m	dB	dBuV	dB/m	dB	dB	cm	deg																																																																									
1	5731.56	55.08	68.30	-13.22	40.70	35.12	11.65	32.39	339	240	PEAK																																																																							
Limit	Margin	Read	Ant	Cable	Preamp	APos	TPos	Remark																																																																										
Freq	Level	Line	(dB)	Level	Factor	Loss	Factor																																																																											
MHz	dBuV/m	dBuV/m	dB	dBuV	dB/m	dB	dB	cm	deg																																																																									
1	5700.00	111.37	-----	-----	96.99	35.09	11.66	32.37	339	240	PEAK																																																																							
Avg	Blank	<p>Date: 2024-03-13</p> <table border="1"> <thead> <tr> <th>Limit</th> <th>Margin</th> <th>Read</th> <th>Ant</th> <th>Cable</th> <th>Preamp</th> <th>APos</th> <th>TPos</th> <th>Remark</th> </tr> <tr> <th>Freq</th> <th>Level</th> <th>Line</th> <th>(dB)</th> <th>Level</th> <th>Factor</th> <th>Loss</th> <th>Factor</th> <th></th> </tr> <tr> <th>MHz</th> <th>dBuV/m</th> <th>dBuV/m</th> <th>dB</th> <th>dBuV</th> <th>dB/m</th> <th>dB</th> <th>dB</th> <th>cm</th> <th>deg</th> </tr> </thead> <tbody> <tr> <td>1</td> <td>5700.00</td> <td>103.71</td> <td>-----</td> <td>-----</td> <td>89.33</td> <td>35.09</td> <td>11.66</td> <td>32.37</td> <td>339</td> <td>240</td> <td>AVERAGE</td> </tr> </tbody> </table>	Limit	Margin	Read	Ant	Cable	Preamp	APos	TPos	Remark	Freq	Level	Line	(dB)	Level	Factor	Loss	Factor		MHz	dBuV/m	dBuV/m	dB	dBuV	dB/m	dB	dB	cm	deg	1	5700.00	103.71	-----	-----	89.33	35.09	11.66	32.37	339	240	AVERAGE																																								
Limit	Margin	Read	Ant	Cable	Preamp	APos	TPos	Remark																																																																										
Freq	Level	Line	(dB)	Level	Factor	Loss	Factor																																																																											
MHz	dBuV/m	dBuV/m	dB	dBuV	dB/m	dB	dB	cm	deg																																																																									
1	5700.00	103.71	-----	-----	89.33	35.09	11.66	32.37	339	240	AVERAGE																																																																							



Mode	27																																																																													
	Band Edge																																																																													
	U-NII-1_5.15-5.25_802.11ax HE20_CH36_Partial_5180MHz																																																																													
ANT	CDD 5+7																																																																													
Pol.	Horizontal	Fundamental																																																																												
Peak	 <p style="text-align: right;">Date: 2024-03-13</p> <table border="1"> <thead> <tr> <th>Limit</th> <th>Margin</th> <th>Read</th> <th>Ant</th> <th>Cable</th> <th>Preamp</th> <th>APos</th> <th>TPos</th> <th></th> </tr> <tr> <th>Freq</th> <th>Level</th> <th>Line</th> <th>(dB)</th> <th>Level</th> <th>Factor</th> <th>Loss</th> <th>Factor</th> <th>Remark</th> </tr> <tr> <th>MHz</th> <th>dBuV/m</th> <th>dBuV/m</th> <th>dB</th> <th>dBuV</th> <th>dB/m</th> <th>dB</th> <th>dB</th> <th>cm</th> </tr> </thead> <tbody> <tr> <td>1</td> <td>5149.67</td> <td>61.19</td> <td>74.00</td> <td>-12.81</td> <td>47.01</td> <td>34.87</td> <td>11.09</td> <td>31.78</td> <td>104</td> <td>296 PEAK</td> </tr> </tbody> </table>	Limit	Margin	Read	Ant	Cable	Preamp	APos	TPos		Freq	Level	Line	(dB)	Level	Factor	Loss	Factor	Remark	MHz	dBuV/m	dBuV/m	dB	dBuV	dB/m	dB	dB	cm	1	5149.67	61.19	74.00	-12.81	47.01	34.87	11.09	31.78	104	296 PEAK	 <p style="text-align: right;">Date: 2024-03-13</p> <table border="1"> <thead> <tr> <th>Limit</th> <th>Margin</th> <th>Read</th> <th>Ant</th> <th>Cable</th> <th>Preamp</th> <th>APos</th> <th>TPos</th> <th></th> </tr> <tr> <th>Freq</th> <th>Level</th> <th>Line</th> <th>(dB)</th> <th>Level</th> <th>Factor</th> <th>Loss</th> <th>Factor</th> <th>Remark</th> </tr> <tr> <th>MHz</th> <th>dBuV/m</th> <th>dBuV/m</th> <th>dB</th> <th>dBuV</th> <th>dB/m</th> <th>dB</th> <th>dB</th> <th>cm</th> </tr> </thead> <tbody> <tr> <td>1</td> <td>5180.00</td> <td>110.22</td> <td>-----</td> <td>-----</td> <td>96.07</td> <td>34.87</td> <td>11.08</td> <td>31.80</td> <td>104</td> <td>296 PEAK</td> </tr> </tbody> </table>	Limit	Margin	Read	Ant	Cable	Preamp	APos	TPos		Freq	Level	Line	(dB)	Level	Factor	Loss	Factor	Remark	MHz	dBuV/m	dBuV/m	dB	dBuV	dB/m	dB	dB	cm	1	5180.00	110.22	-----	-----	96.07	34.87	11.08	31.80	104	296 PEAK
	Limit	Margin	Read	Ant	Cable	Preamp	APos	TPos																																																																						
Freq	Level	Line	(dB)	Level	Factor	Loss	Factor	Remark																																																																						
MHz	dBuV/m	dBuV/m	dB	dBuV	dB/m	dB	dB	cm																																																																						
1	5149.67	61.19	74.00	-12.81	47.01	34.87	11.09	31.78	104	296 PEAK																																																																				
Limit	Margin	Read	Ant	Cable	Preamp	APos	TPos																																																																							
Freq	Level	Line	(dB)	Level	Factor	Loss	Factor	Remark																																																																						
MHz	dBuV/m	dBuV/m	dB	dBuV	dB/m	dB	dB	cm																																																																						
1	5180.00	110.22	-----	-----	96.07	34.87	11.08	31.80	104	296 PEAK																																																																				
Avg	 <p style="text-align: right;">Date: 2024-03-13</p> <table border="1"> <thead> <tr> <th>Limit</th> <th>Margin</th> <th>Read</th> <th>Ant</th> <th>Cable</th> <th>Preamp</th> <th>APos</th> <th>TPos</th> <th></th> </tr> <tr> <th>Freq</th> <th>Level</th> <th>Line</th> <th>(dB)</th> <th>Level</th> <th>Factor</th> <th>Loss</th> <th>Factor</th> <th>Remark</th> </tr> <tr> <th>MHz</th> <th>dBuV/m</th> <th>dBuV/m</th> <th>dB</th> <th>dBuV</th> <th>dB/m</th> <th>dB</th> <th>dB</th> <th>cm</th> </tr> </thead> <tbody> <tr> <td>1</td> <td>5149.96</td> <td>45.28</td> <td>54.00</td> <td>-8.72</td> <td>31.10</td> <td>34.87</td> <td>11.09</td> <td>31.78</td> <td>104</td> <td>296 AVERAGE</td> </tr> </tbody> </table>	Limit	Margin	Read	Ant	Cable	Preamp	APos	TPos		Freq	Level	Line	(dB)	Level	Factor	Loss	Factor	Remark	MHz	dBuV/m	dBuV/m	dB	dBuV	dB/m	dB	dB	cm	1	5149.96	45.28	54.00	-8.72	31.10	34.87	11.09	31.78	104	296 AVERAGE	 <p style="text-align: right;">Date: 2024-03-13</p> <table border="1"> <thead> <tr> <th>Limit</th> <th>Margin</th> <th>Read</th> <th>Ant</th> <th>Cable</th> <th>Preamp</th> <th>APos</th> <th>TPos</th> <th></th> </tr> <tr> <th>Freq</th> <th>Level</th> <th>Line</th> <th>(dB)</th> <th>Level</th> <th>Factor</th> <th>Loss</th> <th>Factor</th> <th>Remark</th> </tr> <tr> <th>MHz</th> <th>dBuV/m</th> <th>dBuV/m</th> <th>dB</th> <th>dBuV</th> <th>dB/m</th> <th>dB</th> <th>dB</th> <th>cm</th> </tr> </thead> <tbody> <tr> <td>1</td> <td>5180.00</td> <td>102.00</td> <td>-----</td> <td>-----</td> <td>87.85</td> <td>34.87</td> <td>11.08</td> <td>31.80</td> <td>104</td> <td>296 AVERAGE</td> </tr> </tbody> </table>	Limit	Margin	Read	Ant	Cable	Preamp	APos	TPos		Freq	Level	Line	(dB)	Level	Factor	Loss	Factor	Remark	MHz	dBuV/m	dBuV/m	dB	dBuV	dB/m	dB	dB	cm	1	5180.00	102.00	-----	-----	87.85	34.87	11.08	31.80	104	296 AVERAGE
Limit	Margin	Read	Ant	Cable	Preamp	APos	TPos																																																																							
Freq	Level	Line	(dB)	Level	Factor	Loss	Factor	Remark																																																																						
MHz	dBuV/m	dBuV/m	dB	dBuV	dB/m	dB	dB	cm																																																																						
1	5149.96	45.28	54.00	-8.72	31.10	34.87	11.09	31.78	104	296 AVERAGE																																																																				
Limit	Margin	Read	Ant	Cable	Preamp	APos	TPos																																																																							
Freq	Level	Line	(dB)	Level	Factor	Loss	Factor	Remark																																																																						
MHz	dBuV/m	dBuV/m	dB	dBuV	dB/m	dB	dB	cm																																																																						
1	5180.00	102.00	-----	-----	87.85	34.87	11.08	31.80	104	296 AVERAGE																																																																				

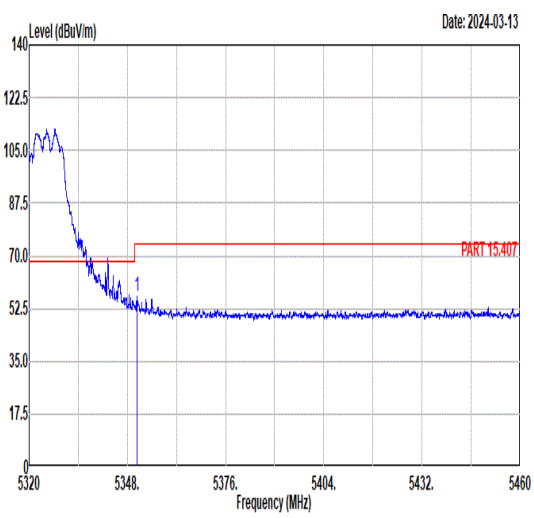
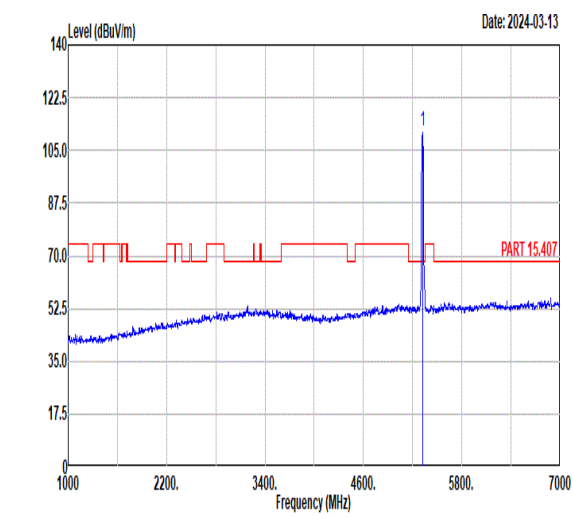
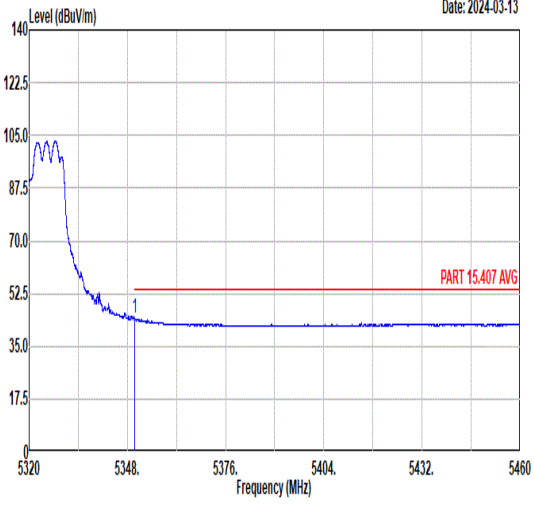
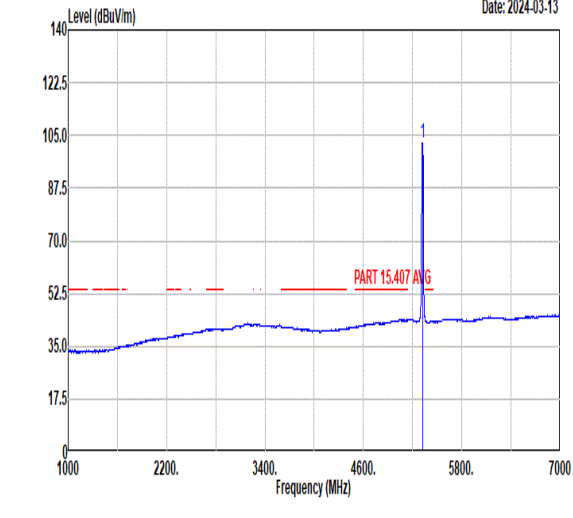


		27																																																																																
Mode		Band Edge																																																																																
		U-NII-1_5.15-5.25_802.11ax HE20_CH36_Partial_5180MHz																																																																																
ANT		CDD 5+7																																																																																
Pol.	Vertical	Fundamental																																																																																
Peak	<table border="1"> <thead> <tr> <th>Limit</th> <th>Margin</th> <th>Read</th> <th>Ant</th> <th>Cable</th> <th>Preamp</th> <th>APos</th> <th>TPos</th> <th></th> </tr> <tr> <th>Freq</th> <th>Level</th> <th>Line</th> <th>(dB)</th> <th>Level</th> <th>Factor</th> <th>Loss</th> <th>Factor</th> <th>Remark</th> </tr> <tr> <th>MHz</th> <th>dBuV/m</th> <th>dBuV/m</th> <th>dB</th> <th>dBuV</th> <th>dB/m</th> <th>dB</th> <th>dB</th> <th>cm</th> <th>deg</th> </tr> </thead> <tbody> <tr> <td>1</td> <td>5148.03</td> <td>55.31</td> <td>74.00</td> <td>-18.69</td> <td>41.13</td> <td>34.87</td> <td>11.09</td> <td>31.78</td> <td>392</td> <td>261</td> <td>PEAK</td> </tr> </tbody> </table>	Limit	Margin	Read	Ant	Cable	Preamp	APos	TPos		Freq	Level	Line	(dB)	Level	Factor	Loss	Factor	Remark	MHz	dBuV/m	dBuV/m	dB	dBuV	dB/m	dB	dB	cm	deg	1	5148.03	55.31	74.00	-18.69	41.13	34.87	11.09	31.78	392	261	PEAK	<table border="1"> <thead> <tr> <th>Limit</th> <th>Margin</th> <th>Read</th> <th>Ant</th> <th>Cable</th> <th>Preamp</th> <th>APos</th> <th>TPos</th> <th></th> </tr> <tr> <th>Freq</th> <th>Level</th> <th>Line</th> <th>(dB)</th> <th>Level</th> <th>Factor</th> <th>Loss</th> <th>Factor</th> <th>Remark</th> </tr> <tr> <th>MHz</th> <th>dBuV/m</th> <th>dBuV/m</th> <th>dB</th> <th>dBuV</th> <th>dB/m</th> <th>dB</th> <th>dB</th> <th>cm</th> <th>deg</th> </tr> </thead> <tbody> <tr> <td>1</td> <td>5180.00</td> <td>107.48</td> <td>-----</td> <td>-----</td> <td>93.33</td> <td>34.87</td> <td>11.08</td> <td>31.80</td> <td>392</td> <td>261</td> <td>PEAK</td> </tr> </tbody> </table>	Limit	Margin	Read	Ant	Cable	Preamp	APos	TPos		Freq	Level	Line	(dB)	Level	Factor	Loss	Factor	Remark	MHz	dBuV/m	dBuV/m	dB	dBuV	dB/m	dB	dB	cm	deg	1	5180.00	107.48	-----	-----	93.33	34.87	11.08	31.80	392	261	PEAK
	Limit	Margin	Read	Ant	Cable	Preamp	APos	TPos																																																																										
Freq	Level	Line	(dB)	Level	Factor	Loss	Factor	Remark																																																																										
MHz	dBuV/m	dBuV/m	dB	dBuV	dB/m	dB	dB	cm	deg																																																																									
1	5148.03	55.31	74.00	-18.69	41.13	34.87	11.09	31.78	392	261	PEAK																																																																							
Limit	Margin	Read	Ant	Cable	Preamp	APos	TPos																																																																											
Freq	Level	Line	(dB)	Level	Factor	Loss	Factor	Remark																																																																										
MHz	dBuV/m	dBuV/m	dB	dBuV	dB/m	dB	dB	cm	deg																																																																									
1	5180.00	107.48	-----	-----	93.33	34.87	11.08	31.80	392	261	PEAK																																																																							
Avg	<table border="1"> <thead> <tr> <th>Limit</th> <th>Margin</th> <th>Read</th> <th>Ant</th> <th>Cable</th> <th>Preamp</th> <th>APos</th> <th>TPos</th> <th></th> </tr> <tr> <th>Freq</th> <th>Level</th> <th>Line</th> <th>(dB)</th> <th>Level</th> <th>Factor</th> <th>Loss</th> <th>Factor</th> <th>Remark</th> </tr> <tr> <th>MHz</th> <th>dBuV/m</th> <th>dBuV/m</th> <th>dB</th> <th>dBuV</th> <th>dB/m</th> <th>dB</th> <th>dB</th> <th>cm</th> <th>deg</th> </tr> </thead> <tbody> <tr> <td>1</td> <td>5149.49</td> <td>43.89</td> <td>54.00</td> <td>-10.11</td> <td>29.71</td> <td>34.87</td> <td>11.09</td> <td>31.78</td> <td>392</td> <td>261</td> <td>AVERAGE</td> </tr> </tbody> </table>	Limit	Margin	Read	Ant	Cable	Preamp	APos	TPos		Freq	Level	Line	(dB)	Level	Factor	Loss	Factor	Remark	MHz	dBuV/m	dBuV/m	dB	dBuV	dB/m	dB	dB	cm	deg	1	5149.49	43.89	54.00	-10.11	29.71	34.87	11.09	31.78	392	261	AVERAGE	<table border="1"> <thead> <tr> <th>Limit</th> <th>Margin</th> <th>Read</th> <th>Ant</th> <th>Cable</th> <th>Preamp</th> <th>APos</th> <th>TPos</th> <th></th> </tr> <tr> <th>Freq</th> <th>Level</th> <th>Line</th> <th>(dB)</th> <th>Level</th> <th>Factor</th> <th>Loss</th> <th>Factor</th> <th>Remark</th> </tr> <tr> <th>MHz</th> <th>dBuV/m</th> <th>dBuV/m</th> <th>dB</th> <th>dBuV</th> <th>dB/m</th> <th>dB</th> <th>dB</th> <th>cm</th> <th>deg</th> </tr> </thead> <tbody> <tr> <td>1</td> <td>5180.00</td> <td>100.09</td> <td>-----</td> <td>-----</td> <td>85.94</td> <td>34.87</td> <td>11.08</td> <td>31.80</td> <td>392</td> <td>261</td> <td>AVERAGE</td> </tr> </tbody> </table>	Limit	Margin	Read	Ant	Cable	Preamp	APos	TPos		Freq	Level	Line	(dB)	Level	Factor	Loss	Factor	Remark	MHz	dBuV/m	dBuV/m	dB	dBuV	dB/m	dB	dB	cm	deg	1	5180.00	100.09	-----	-----	85.94	34.87	11.08	31.80	392	261	AVERAGE
Limit	Margin	Read	Ant	Cable	Preamp	APos	TPos																																																																											
Freq	Level	Line	(dB)	Level	Factor	Loss	Factor	Remark																																																																										
MHz	dBuV/m	dBuV/m	dB	dBuV	dB/m	dB	dB	cm	deg																																																																									
1	5149.49	43.89	54.00	-10.11	29.71	34.87	11.09	31.78	392	261	AVERAGE																																																																							
Limit	Margin	Read	Ant	Cable	Preamp	APos	TPos																																																																											
Freq	Level	Line	(dB)	Level	Factor	Loss	Factor	Remark																																																																										
MHz	dBuV/m	dBuV/m	dB	dBuV	dB/m	dB	dB	cm	deg																																																																									
1	5180.00	100.09	-----	-----	85.94	34.87	11.08	31.80	392	261	AVERAGE																																																																							

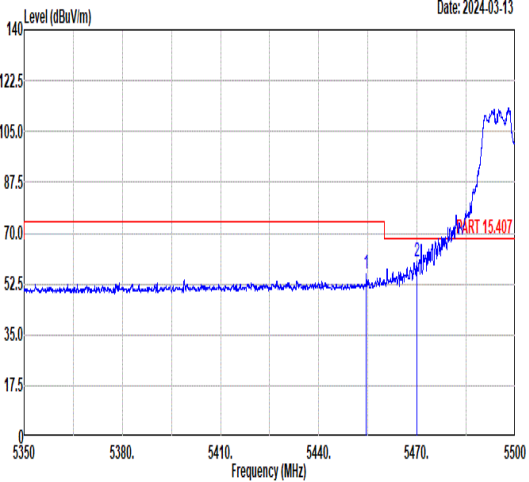
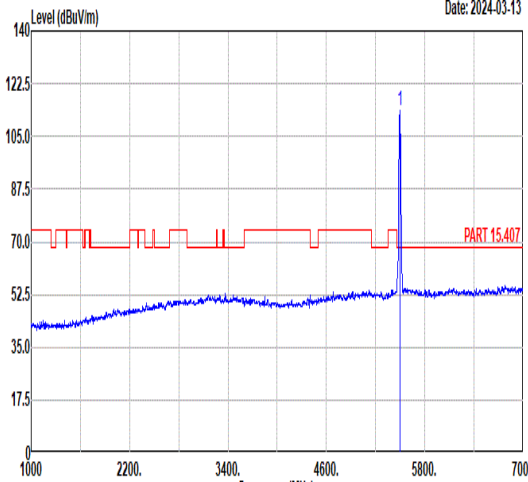
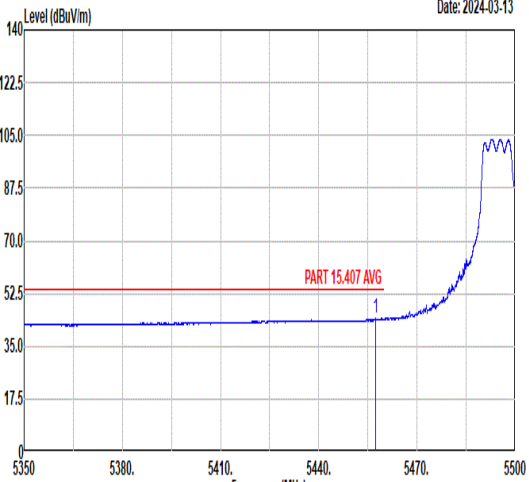
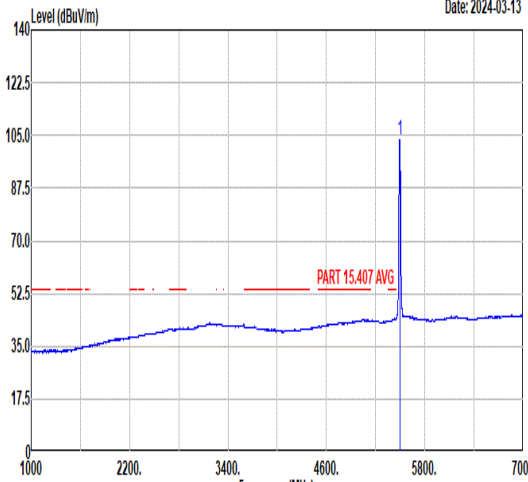


Mode	28																																																																							
	Band Edge																																																																							
	U-NII-2A_5.25-5.35_802.11ax HE20_CH64_Partial_5320MHz																																																																							
ANT	CDD 5+7																																																																							
Pol.	Horizontal	Fundamental																																																																						
Peak	<table border="1"> <thead> <tr> <th>Limit</th> <th>Margin</th> <th>Read</th> <th>Ant</th> <th>Cable</th> <th>Preamp</th> <th>APos</th> <th>TPos</th> </tr> <tr> <th>Freq</th> <th>Level</th> <th>Line</th> <th>Level</th> <th>Factor</th> <th>Loss Factor</th> <th></th> <th>Remark</th> </tr> <tr> <th>MHz</th> <th>dBuV/m</th> <th>dBuV/m</th> <th>dBuV</th> <th>dB/m</th> <th>dB</th> <th>dB</th> <th>cm</th> <th>deg</th> </tr> </thead> <tbody> <tr> <td>1 5350.04</td> <td>57.87</td> <td>74.00</td> <td>-16.13</td> <td>44.13</td> <td>34.83</td> <td>10.94</td> <td>32.03</td> <td>100</td> <td>295 PEAK</td> </tr> </tbody> </table>	Limit	Margin	Read	Ant	Cable	Preamp	APos	TPos	Freq	Level	Line	Level	Factor	Loss Factor		Remark	MHz	dBuV/m	dBuV/m	dBuV	dB/m	dB	dB	cm	deg	1 5350.04	57.87	74.00	-16.13	44.13	34.83	10.94	32.03	100	295 PEAK	<table border="1"> <thead> <tr> <th>Limit</th> <th>Margin</th> <th>Read</th> <th>Ant</th> <th>Cable</th> <th>Preamp</th> <th>APos</th> <th>TPos</th> </tr> <tr> <th>Freq</th> <th>Level</th> <th>Line</th> <th>Level</th> <th>Factor</th> <th>Loss Factor</th> <th></th> <th>Remark</th> </tr> <tr> <th>MHz</th> <th>dBuV/m</th> <th>dBuV/m</th> <th>dBuV</th> <th>dB/m</th> <th>dB</th> <th>dB</th> <th>cm</th> <th>deg</th> </tr> </thead> <tbody> <tr> <td>1 5320.00</td> <td>109.77</td> <td>74.00</td> <td>35.77</td> <td>95.97</td> <td>34.84</td> <td>10.96</td> <td>32.00</td> <td>100</td> <td>295 PEAK</td> </tr> </tbody> </table>	Limit	Margin	Read	Ant	Cable	Preamp	APos	TPos	Freq	Level	Line	Level	Factor	Loss Factor		Remark	MHz	dBuV/m	dBuV/m	dBuV	dB/m	dB	dB	cm	deg	1 5320.00	109.77	74.00	35.77	95.97	34.84	10.96	32.00	100	295 PEAK
	Limit	Margin	Read	Ant	Cable	Preamp	APos	TPos																																																																
Freq	Level	Line	Level	Factor	Loss Factor		Remark																																																																	
MHz	dBuV/m	dBuV/m	dBuV	dB/m	dB	dB	cm	deg																																																																
1 5350.04	57.87	74.00	-16.13	44.13	34.83	10.94	32.03	100	295 PEAK																																																															
Limit	Margin	Read	Ant	Cable	Preamp	APos	TPos																																																																	
Freq	Level	Line	Level	Factor	Loss Factor		Remark																																																																	
MHz	dBuV/m	dBuV/m	dBuV	dB/m	dB	dB	cm	deg																																																																
1 5320.00	109.77	74.00	35.77	95.97	34.84	10.96	32.00	100	295 PEAK																																																															
Avg	<table border="1"> <thead> <tr> <th>Limit</th> <th>Margin</th> <th>Read</th> <th>Ant</th> <th>Cable</th> <th>Preamp</th> <th>APos</th> <th>TPos</th> </tr> <tr> <th>Freq</th> <th>Level</th> <th>Line</th> <th>Level</th> <th>Factor</th> <th>Loss Factor</th> <th></th> <th>Remark</th> </tr> <tr> <th>MHz</th> <th>dBuV/m</th> <th>dBuV/m</th> <th>dBuV</th> <th>dB/m</th> <th>dB</th> <th>dB</th> <th>cm</th> <th>deg</th> </tr> </thead> <tbody> <tr> <td>1 5350.59</td> <td>45.18</td> <td>54.00</td> <td>-8.82</td> <td>31.44</td> <td>34.83</td> <td>10.94</td> <td>32.03</td> <td>100</td> <td>295 AVERAGE</td> </tr> </tbody> </table>	Limit	Margin	Read	Ant	Cable	Preamp	APos	TPos	Freq	Level	Line	Level	Factor	Loss Factor		Remark	MHz	dBuV/m	dBuV/m	dBuV	dB/m	dB	dB	cm	deg	1 5350.59	45.18	54.00	-8.82	31.44	34.83	10.94	32.03	100	295 AVERAGE	<table border="1"> <thead> <tr> <th>Limit</th> <th>Margin</th> <th>Read</th> <th>Ant</th> <th>Cable</th> <th>Preamp</th> <th>APos</th> <th>TPos</th> </tr> <tr> <th>Freq</th> <th>Level</th> <th>Line</th> <th>Level</th> <th>Factor</th> <th>Loss Factor</th> <th></th> <th>Remark</th> </tr> <tr> <th>MHz</th> <th>dBuV/m</th> <th>dBuV/m</th> <th>dBuV</th> <th>dB/m</th> <th>dB</th> <th>dB</th> <th>cm</th> <th>deg</th> </tr> </thead> <tbody> <tr> <td>1 5320.00</td> <td>102.23</td> <td>54.00</td> <td>48.23</td> <td>88.43</td> <td>34.84</td> <td>10.96</td> <td>32.00</td> <td>100</td> <td>295 AVERAGE</td> </tr> </tbody> </table>	Limit	Margin	Read	Ant	Cable	Preamp	APos	TPos	Freq	Level	Line	Level	Factor	Loss Factor		Remark	MHz	dBuV/m	dBuV/m	dBuV	dB/m	dB	dB	cm	deg	1 5320.00	102.23	54.00	48.23	88.43	34.84	10.96	32.00	100	295 AVERAGE
Limit	Margin	Read	Ant	Cable	Preamp	APos	TPos																																																																	
Freq	Level	Line	Level	Factor	Loss Factor		Remark																																																																	
MHz	dBuV/m	dBuV/m	dBuV	dB/m	dB	dB	cm	deg																																																																
1 5350.59	45.18	54.00	-8.82	31.44	34.83	10.94	32.03	100	295 AVERAGE																																																															
Limit	Margin	Read	Ant	Cable	Preamp	APos	TPos																																																																	
Freq	Level	Line	Level	Factor	Loss Factor		Remark																																																																	
MHz	dBuV/m	dBuV/m	dBuV	dB/m	dB	dB	cm	deg																																																																
1 5320.00	102.23	54.00	48.23	88.43	34.84	10.96	32.00	100	295 AVERAGE																																																															

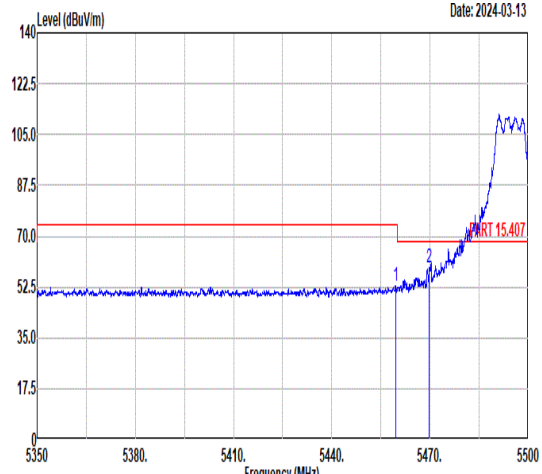
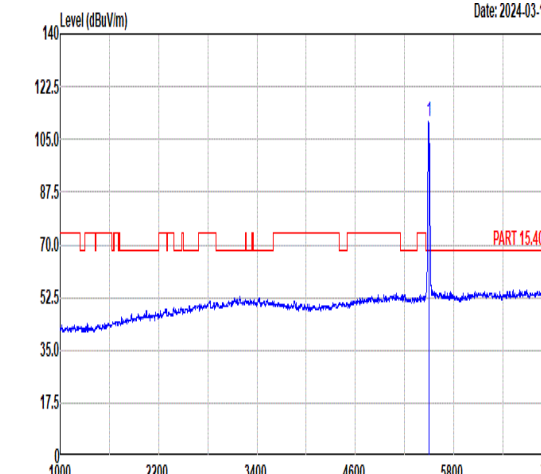
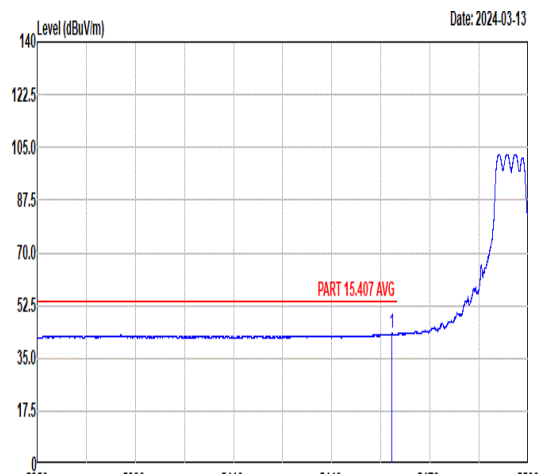
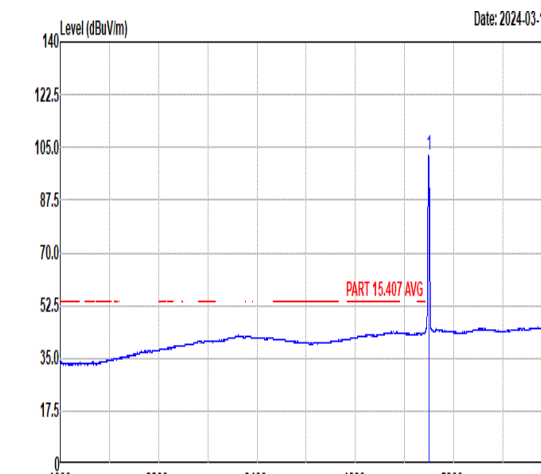


Mode	28																																																																																	
	Band Edge																																																																																	
	U-NII-2A_5.25-5.35_802.11ax HE20_CH64_Partial_5320MHz																																																																																	
ANT	CDD 5+7																																																																																	
Pol.	Vertical	Fundamental																																																																																
Peak	 <p>Date: 2024-03-13</p> <table border="1"> <thead> <tr> <th>Limit</th> <th>Margin</th> <th>Read</th> <th>Ant</th> <th>Cable</th> <th>Preamp</th> <th>APos</th> <th>TPos</th> <th>Remark</th> </tr> <tr> <th>Freq</th> <th>Level</th> <th>Line</th> <th>(dB)</th> <th>Level</th> <th>Factor</th> <th>Loss</th> <th>Factor</th> <th></th> </tr> <tr> <th>MHz</th> <th>dBuV/m</th> <th>dBuV/m</th> <th>dB</th> <th>dBuV</th> <th>dB/m</th> <th>dB</th> <th>dB</th> <th>cm</th> <th>deg</th> </tr> </thead> <tbody> <tr> <td>1</td> <td>5350.74</td> <td>56.70</td> <td>74.00</td> <td>-17.30</td> <td>42.96</td> <td>34.83</td> <td>10.94</td> <td>32.03</td> <td>392</td> <td>259</td> <td>PEAK</td> </tr> </tbody> </table>	Limit	Margin	Read	Ant	Cable	Preamp	APos	TPos	Remark	Freq	Level	Line	(dB)	Level	Factor	Loss	Factor		MHz	dBuV/m	dBuV/m	dB	dBuV	dB/m	dB	dB	cm	deg	1	5350.74	56.70	74.00	-17.30	42.96	34.83	10.94	32.03	392	259	PEAK	 <p>Date: 2024-03-13</p> <table border="1"> <thead> <tr> <th>Limit</th> <th>Margin</th> <th>Read</th> <th>Ant</th> <th>Cable</th> <th>Preamp</th> <th>APos</th> <th>TPos</th> <th>Remark</th> </tr> <tr> <th>Freq</th> <th>Level</th> <th>Line</th> <th>(dB)</th> <th>Level</th> <th>Factor</th> <th>Loss</th> <th>Factor</th> <th></th> </tr> <tr> <th>MHz</th> <th>dBuV/m</th> <th>dBuV/m</th> <th>dB</th> <th>dBuV</th> <th>dB/m</th> <th>dB</th> <th>dB</th> <th>cm</th> <th>deg</th> </tr> </thead> <tbody> <tr> <td>1</td> <td>5320.00</td> <td>111.36</td> <td>-----</td> <td>-----</td> <td>97.56</td> <td>34.84</td> <td>10.96</td> <td>32.00</td> <td>392</td> <td>259</td> <td>PEAK</td> </tr> </tbody> </table>	Limit	Margin	Read	Ant	Cable	Preamp	APos	TPos	Remark	Freq	Level	Line	(dB)	Level	Factor	Loss	Factor		MHz	dBuV/m	dBuV/m	dB	dBuV	dB/m	dB	dB	cm	deg	1	5320.00	111.36	-----	-----	97.56	34.84	10.96	32.00	392	259	PEAK
	Limit	Margin	Read	Ant	Cable	Preamp	APos	TPos	Remark																																																																									
Freq	Level	Line	(dB)	Level	Factor	Loss	Factor																																																																											
MHz	dBuV/m	dBuV/m	dB	dBuV	dB/m	dB	dB	cm	deg																																																																									
1	5350.74	56.70	74.00	-17.30	42.96	34.83	10.94	32.03	392	259	PEAK																																																																							
Limit	Margin	Read	Ant	Cable	Preamp	APos	TPos	Remark																																																																										
Freq	Level	Line	(dB)	Level	Factor	Loss	Factor																																																																											
MHz	dBuV/m	dBuV/m	dB	dBuV	dB/m	dB	dB	cm	deg																																																																									
1	5320.00	111.36	-----	-----	97.56	34.84	10.96	32.00	392	259	PEAK																																																																							
Avg	 <p>Date: 2024-03-13</p> <table border="1"> <thead> <tr> <th>Limit</th> <th>Margin</th> <th>Read</th> <th>Ant</th> <th>Cable</th> <th>Preamp</th> <th>APos</th> <th>TPos</th> <th>Remark</th> </tr> <tr> <th>Freq</th> <th>Level</th> <th>Line</th> <th>(dB)</th> <th>Level</th> <th>Factor</th> <th>Loss</th> <th>Factor</th> <th></th> </tr> <tr> <th>MHz</th> <th>dBuV/m</th> <th>dBuV/m</th> <th>dB</th> <th>dBuV</th> <th>dB/m</th> <th>dB</th> <th>dB</th> <th>cm</th> <th>deg</th> </tr> </thead> <tbody> <tr> <td>1</td> <td>5350.04</td> <td>44.46</td> <td>54.00</td> <td>-9.54</td> <td>30.72</td> <td>34.83</td> <td>10.94</td> <td>32.03</td> <td>392</td> <td>259</td> <td>AVERAGE</td> </tr> </tbody> </table>	Limit	Margin	Read	Ant	Cable	Preamp	APos	TPos	Remark	Freq	Level	Line	(dB)	Level	Factor	Loss	Factor		MHz	dBuV/m	dBuV/m	dB	dBuV	dB/m	dB	dB	cm	deg	1	5350.04	44.46	54.00	-9.54	30.72	34.83	10.94	32.03	392	259	AVERAGE	 <p>Date: 2024-03-13</p> <table border="1"> <thead> <tr> <th>Limit</th> <th>Margin</th> <th>Read</th> <th>Ant</th> <th>Cable</th> <th>Preamp</th> <th>APos</th> <th>TPos</th> <th>Remark</th> </tr> <tr> <th>Freq</th> <th>Level</th> <th>Line</th> <th>(dB)</th> <th>Level</th> <th>Factor</th> <th>Loss</th> <th>Factor</th> <th></th> </tr> <tr> <th>MHz</th> <th>dBuV/m</th> <th>dBuV/m</th> <th>dB</th> <th>dBuV</th> <th>dB/m</th> <th>dB</th> <th>dB</th> <th>cm</th> <th>deg</th> </tr> </thead> <tbody> <tr> <td>1</td> <td>5320.00</td> <td>102.66</td> <td>-----</td> <td>-----</td> <td>88.86</td> <td>34.84</td> <td>10.96</td> <td>32.00</td> <td>392</td> <td>259</td> <td>AVERAGE</td> </tr> </tbody> </table>	Limit	Margin	Read	Ant	Cable	Preamp	APos	TPos	Remark	Freq	Level	Line	(dB)	Level	Factor	Loss	Factor		MHz	dBuV/m	dBuV/m	dB	dBuV	dB/m	dB	dB	cm	deg	1	5320.00	102.66	-----	-----	88.86	34.84	10.96	32.00	392	259	AVERAGE
Limit	Margin	Read	Ant	Cable	Preamp	APos	TPos	Remark																																																																										
Freq	Level	Line	(dB)	Level	Factor	Loss	Factor																																																																											
MHz	dBuV/m	dBuV/m	dB	dBuV	dB/m	dB	dB	cm	deg																																																																									
1	5350.04	44.46	54.00	-9.54	30.72	34.83	10.94	32.03	392	259	AVERAGE																																																																							
Limit	Margin	Read	Ant	Cable	Preamp	APos	TPos	Remark																																																																										
Freq	Level	Line	(dB)	Level	Factor	Loss	Factor																																																																											
MHz	dBuV/m	dBuV/m	dB	dBuV	dB/m	dB	dB	cm	deg																																																																									
1	5320.00	102.66	-----	-----	88.86	34.84	10.96	32.00	392	259	AVERAGE																																																																							

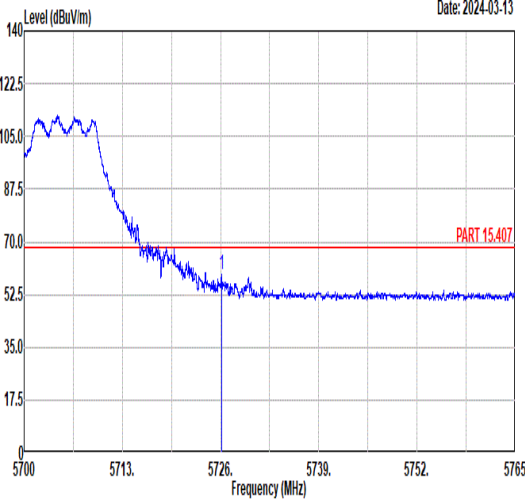
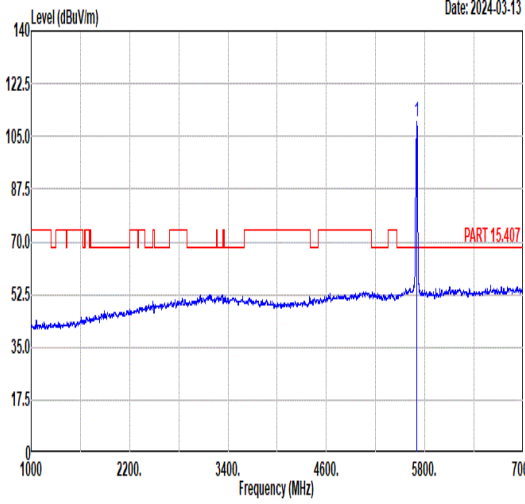
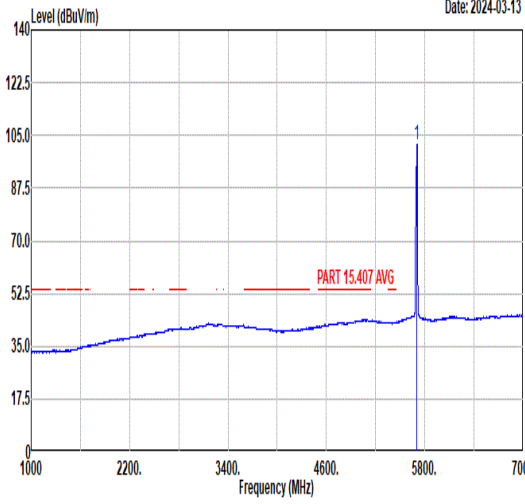


		29																																																																																										
Mode	Band Edge																																																																																											
	U-NII-2C_5.47-5.725_802.11ax HE20_CH100_Partial_5500MHz																																																																																											
ANT	CDD 5+7																																																																																											
Pol.	Horizontal	Fundamental																																																																																										
Peak	 <p style="text-align: right;">Date: 2024-03-13</p> <table border="1"> <thead> <tr> <th>Limit</th> <th>Margin</th> <th>Read</th> <th>Ant</th> <th>Cable</th> <th>Preamp</th> <th>APos</th> <th>TPos</th> <th></th> </tr> <tr> <th>Freq</th> <th>Level</th> <th>Line</th> <th>(dB)</th> <th>Level</th> <th>Factor</th> <th>Loss</th> <th>Factor</th> <th>Remark</th> </tr> <tr> <th>MHz</th> <th>dBuV/m</th> <th>dBuV/m</th> <th>dBuV</th> <th>dB/m</th> <th>dB</th> <th>dB</th> <th>cm</th> <th>deg</th> </tr> </thead> <tbody> <tr> <td>1</td> <td>5454.48</td> <td>56.20</td> <td>74.00</td> <td>-17.80</td> <td>42.45</td> <td>34.81</td> <td>11.10</td> <td>32.16</td> <td>100</td> <td>293</td> <td>PEAK</td> </tr> <tr> <td>2</td> <td>5469.93</td> <td>60.03</td> <td>68.30</td> <td>-8.27</td> <td>46.24</td> <td>34.81</td> <td>11.16</td> <td>32.18</td> <td>100</td> <td>293</td> <td>PEAK</td> </tr> </tbody> </table>	Limit	Margin	Read	Ant	Cable	Preamp	APos	TPos		Freq	Level	Line	(dB)	Level	Factor	Loss	Factor	Remark	MHz	dBuV/m	dBuV/m	dBuV	dB/m	dB	dB	cm	deg	1	5454.48	56.20	74.00	-17.80	42.45	34.81	11.10	32.16	100	293	PEAK	2	5469.93	60.03	68.30	-8.27	46.24	34.81	11.16	32.18	100	293	PEAK	 <p style="text-align: right;">Date: 2024-03-13</p> <table border="1"> <thead> <tr> <th>Limit</th> <th>Margin</th> <th>Read</th> <th>Ant</th> <th>Cable</th> <th>Preamp</th> <th>APos</th> <th>TPos</th> <th></th> </tr> <tr> <th>Freq</th> <th>Level</th> <th>Line</th> <th>(dB)</th> <th>Level</th> <th>Factor</th> <th>Loss</th> <th>Factor</th> <th>Remark</th> </tr> <tr> <th>MHz</th> <th>dBuV/m</th> <th>dBuV/m</th> <th>dBuV</th> <th>dB/m</th> <th>dB</th> <th>dB</th> <th>cm</th> <th>deg</th> </tr> </thead> <tbody> <tr> <td>1</td> <td>5500.00</td> <td>113.67</td> <td>-----</td> <td>-----</td> <td>99.81</td> <td>34.80</td> <td>11.27</td> <td>32.21</td> <td>100</td> <td>293</td> <td>PEAK</td> </tr> </tbody> </table>	Limit	Margin	Read	Ant	Cable	Preamp	APos	TPos		Freq	Level	Line	(dB)	Level	Factor	Loss	Factor	Remark	MHz	dBuV/m	dBuV/m	dBuV	dB/m	dB	dB	cm	deg	1	5500.00	113.67	-----	-----	99.81	34.80	11.27	32.21	100	293	PEAK
	Limit	Margin	Read	Ant	Cable	Preamp	APos	TPos																																																																																				
Freq	Level	Line	(dB)	Level	Factor	Loss	Factor	Remark																																																																																				
MHz	dBuV/m	dBuV/m	dBuV	dB/m	dB	dB	cm	deg																																																																																				
1	5454.48	56.20	74.00	-17.80	42.45	34.81	11.10	32.16	100	293	PEAK																																																																																	
2	5469.93	60.03	68.30	-8.27	46.24	34.81	11.16	32.18	100	293	PEAK																																																																																	
Limit	Margin	Read	Ant	Cable	Preamp	APos	TPos																																																																																					
Freq	Level	Line	(dB)	Level	Factor	Loss	Factor	Remark																																																																																				
MHz	dBuV/m	dBuV/m	dBuV	dB/m	dB	dB	cm	deg																																																																																				
1	5500.00	113.67	-----	-----	99.81	34.80	11.27	32.21	100	293	PEAK																																																																																	
Avg	 <p style="text-align: right;">Date: 2024-03-13</p> <table border="1"> <thead> <tr> <th>Limit</th> <th>Margin</th> <th>Read</th> <th>Ant</th> <th>Cable</th> <th>Preamp</th> <th>APos</th> <th>TPos</th> <th></th> </tr> <tr> <th>Freq</th> <th>Level</th> <th>Line</th> <th>(dB)</th> <th>Level</th> <th>Factor</th> <th>Loss</th> <th>Factor</th> <th>Remark</th> </tr> <tr> <th>MHz</th> <th>dBuV/m</th> <th>dBuV/m</th> <th>dBuV</th> <th>dB/m</th> <th>dB</th> <th>dB</th> <th>cm</th> <th>deg</th> </tr> </thead> <tbody> <tr> <td>1</td> <td>5457.34</td> <td>44.12</td> <td>54.00</td> <td>-9.88</td> <td>30.36</td> <td>34.81</td> <td>11.11</td> <td>32.16</td> <td>100</td> <td>293</td> <td>AVERAGE</td> </tr> </tbody> </table>	Limit	Margin	Read	Ant	Cable	Preamp	APos	TPos		Freq	Level	Line	(dB)	Level	Factor	Loss	Factor	Remark	MHz	dBuV/m	dBuV/m	dBuV	dB/m	dB	dB	cm	deg	1	5457.34	44.12	54.00	-9.88	30.36	34.81	11.11	32.16	100	293	AVERAGE	 <p style="text-align: right;">Date: 2024-03-13</p> <table border="1"> <thead> <tr> <th>Limit</th> <th>Margin</th> <th>Read</th> <th>Ant</th> <th>Cable</th> <th>Preamp</th> <th>APos</th> <th>TPos</th> <th></th> </tr> <tr> <th>Freq</th> <th>Level</th> <th>Line</th> <th>(dB)</th> <th>Level</th> <th>Factor</th> <th>Loss</th> <th>Factor</th> <th>Remark</th> </tr> <tr> <th>MHz</th> <th>dBuV/m</th> <th>dBuV/m</th> <th>dBuV</th> <th>dB/m</th> <th>dB</th> <th>dB</th> <th>cm</th> <th>deg</th> </tr> </thead> <tbody> <tr> <td>1</td> <td>5500.00</td> <td>103.39</td> <td>-----</td> <td>-----</td> <td>89.54</td> <td>34.80</td> <td>11.25</td> <td>32.20</td> <td>100</td> <td>293</td> <td>AVERAGE</td> </tr> </tbody> </table>	Limit	Margin	Read	Ant	Cable	Preamp	APos	TPos		Freq	Level	Line	(dB)	Level	Factor	Loss	Factor	Remark	MHz	dBuV/m	dBuV/m	dBuV	dB/m	dB	dB	cm	deg	1	5500.00	103.39	-----	-----	89.54	34.80	11.25	32.20	100	293	AVERAGE												
	Limit	Margin	Read	Ant	Cable	Preamp	APos	TPos																																																																																				
Freq	Level	Line	(dB)	Level	Factor	Loss	Factor	Remark																																																																																				
MHz	dBuV/m	dBuV/m	dBuV	dB/m	dB	dB	cm	deg																																																																																				
1	5457.34	44.12	54.00	-9.88	30.36	34.81	11.11	32.16	100	293	AVERAGE																																																																																	
Limit	Margin	Read	Ant	Cable	Preamp	APos	TPos																																																																																					
Freq	Level	Line	(dB)	Level	Factor	Loss	Factor	Remark																																																																																				
MHz	dBuV/m	dBuV/m	dBuV	dB/m	dB	dB	cm	deg																																																																																				
1	5500.00	103.39	-----	-----	89.54	34.80	11.25	32.20	100	293	AVERAGE																																																																																	

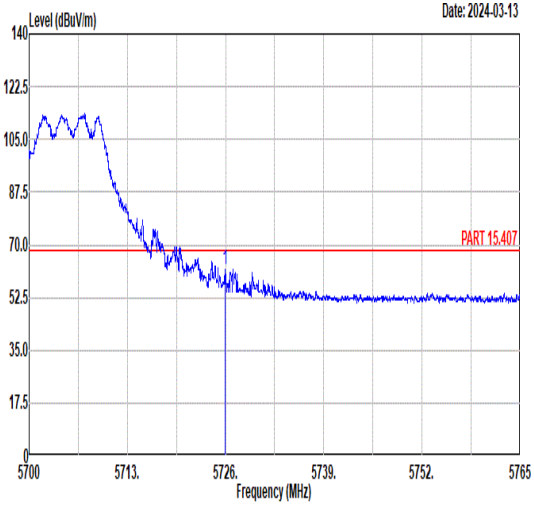
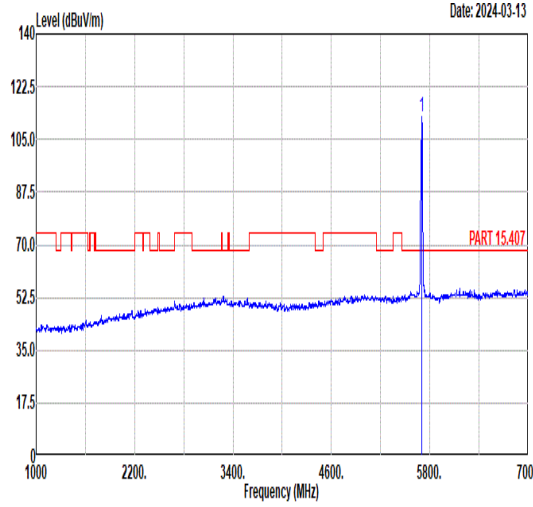
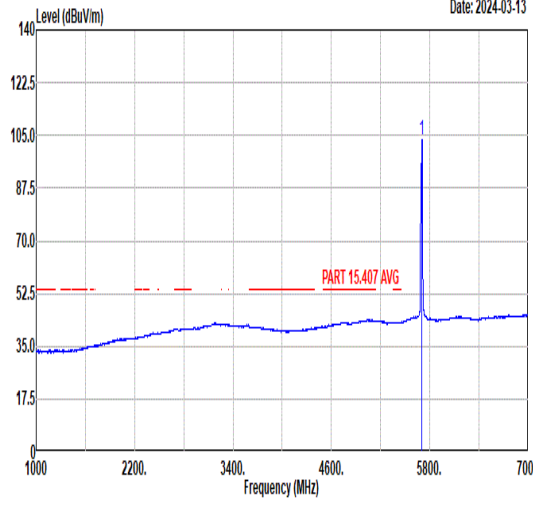


Mode	29																																																																																											
	Band Edge																																																																																											
	U-NII-2C_5.47-5.725_802.11ax HE20_CH100_Partial_5500MHz																																																																																											
ANT	CDD 5+7																																																																																											
Pol.	Vertical	Fundamental																																																																																										
Peak	 <p>Date: 2024-03-13</p> <table border="1"> <thead> <tr> <th>Limit</th> <th>Margin</th> <th>Read</th> <th>Ant</th> <th>Cable</th> <th>Preamp</th> <th>APos</th> <th>TPos</th> <th>Remark</th> </tr> <tr> <th>Freq</th> <th>Level</th> <th>Line</th> <th>(dB)</th> <th>Level</th> <th>Factor</th> <th>Loss</th> <th>Factor</th> <th></th> </tr> <tr> <th>MHz</th> <th>dBuV/m</th> <th>dBuV/m</th> <th>dBuV</th> <th>dB/m</th> <th>dB</th> <th>dB</th> <th>cm</th> <th>deg</th> </tr> </thead> <tbody> <tr> <td>1</td> <td>5459.43</td> <td>52.76</td> <td>74.00</td> <td>-21.24</td> <td>38.99</td> <td>34.81</td> <td>11.12</td> <td>32.16</td> <td>365</td> <td>247</td> <td>PEAK</td> </tr> <tr> <td>2</td> <td>5469.79</td> <td>59.09</td> <td>68.30</td> <td>-9.21</td> <td>45.30</td> <td>34.81</td> <td>11.16</td> <td>32.18</td> <td>365</td> <td>247</td> <td>PEAK</td> </tr> </tbody> </table>	Limit	Margin	Read	Ant	Cable	Preamp	APos	TPos	Remark	Freq	Level	Line	(dB)	Level	Factor	Loss	Factor		MHz	dBuV/m	dBuV/m	dBuV	dB/m	dB	dB	cm	deg	1	5459.43	52.76	74.00	-21.24	38.99	34.81	11.12	32.16	365	247	PEAK	2	5469.79	59.09	68.30	-9.21	45.30	34.81	11.16	32.18	365	247	PEAK	 <p>Date: 2024-03-13</p> <table border="1"> <thead> <tr> <th>Limit</th> <th>Margin</th> <th>Read</th> <th>Ant</th> <th>Cable</th> <th>Preamp</th> <th>APos</th> <th>TPos</th> <th>Remark</th> </tr> <tr> <th>Freq</th> <th>Level</th> <th>Line</th> <th>(dB)</th> <th>Level</th> <th>Factor</th> <th>Loss</th> <th>Factor</th> <th></th> </tr> <tr> <th>MHz</th> <th>dBuV/m</th> <th>dBuV/m</th> <th>dBuV</th> <th>dB/m</th> <th>dB</th> <th>dB</th> <th>cm</th> <th>deg</th> </tr> </thead> <tbody> <tr> <td>1</td> <td>5500.00</td> <td>110.95</td> <td>-----</td> <td>-----</td> <td>97.10</td> <td>34.80</td> <td>11.25</td> <td>32.20</td> <td>365</td> <td>247</td> <td>PEAK</td> </tr> </tbody> </table>	Limit	Margin	Read	Ant	Cable	Preamp	APos	TPos	Remark	Freq	Level	Line	(dB)	Level	Factor	Loss	Factor		MHz	dBuV/m	dBuV/m	dBuV	dB/m	dB	dB	cm	deg	1	5500.00	110.95	-----	-----	97.10	34.80	11.25	32.20	365	247	PEAK
	Limit	Margin	Read	Ant	Cable	Preamp	APos	TPos	Remark																																																																																			
Freq	Level	Line	(dB)	Level	Factor	Loss	Factor																																																																																					
MHz	dBuV/m	dBuV/m	dBuV	dB/m	dB	dB	cm	deg																																																																																				
1	5459.43	52.76	74.00	-21.24	38.99	34.81	11.12	32.16	365	247	PEAK																																																																																	
2	5469.79	59.09	68.30	-9.21	45.30	34.81	11.16	32.18	365	247	PEAK																																																																																	
Limit	Margin	Read	Ant	Cable	Preamp	APos	TPos	Remark																																																																																				
Freq	Level	Line	(dB)	Level	Factor	Loss	Factor																																																																																					
MHz	dBuV/m	dBuV/m	dBuV	dB/m	dB	dB	cm	deg																																																																																				
1	5500.00	110.95	-----	-----	97.10	34.80	11.25	32.20	365	247	PEAK																																																																																	
Avg	 <p>Date: 2024-03-13</p> <table border="1"> <thead> <tr> <th>Limit</th> <th>Margin</th> <th>Read</th> <th>Ant</th> <th>Cable</th> <th>Preamp</th> <th>APos</th> <th>TPos</th> <th>Remark</th> </tr> <tr> <th>Freq</th> <th>Level</th> <th>Line</th> <th>(dB)</th> <th>Level</th> <th>Factor</th> <th>Loss</th> <th>Factor</th> <th></th> </tr> <tr> <th>MHz</th> <th>dBuV/m</th> <th>dBuV/m</th> <th>dBuV</th> <th>dB/m</th> <th>dB</th> <th>dB</th> <th>cm</th> <th>deg</th> </tr> </thead> <tbody> <tr> <td>1</td> <td>5458.39</td> <td>43.32</td> <td>54.00</td> <td>-10.68</td> <td>29.56</td> <td>34.81</td> <td>11.11</td> <td>32.16</td> <td>365</td> <td>247</td> <td>AVERAGE</td> </tr> </tbody> </table>	Limit	Margin	Read	Ant	Cable	Preamp	APos	TPos	Remark	Freq	Level	Line	(dB)	Level	Factor	Loss	Factor		MHz	dBuV/m	dBuV/m	dBuV	dB/m	dB	dB	cm	deg	1	5458.39	43.32	54.00	-10.68	29.56	34.81	11.11	32.16	365	247	AVERAGE	 <p>Date: 2024-03-13</p> <table border="1"> <thead> <tr> <th>Limit</th> <th>Margin</th> <th>Read</th> <th>Ant</th> <th>Cable</th> <th>Preamp</th> <th>APos</th> <th>TPos</th> <th>Remark</th> </tr> <tr> <th>Freq</th> <th>Level</th> <th>Line</th> <th>(dB)</th> <th>Level</th> <th>Factor</th> <th>Loss</th> <th>Factor</th> <th></th> </tr> <tr> <th>MHz</th> <th>dBuV/m</th> <th>dBuV/m</th> <th>dBuV</th> <th>dB/m</th> <th>dB</th> <th>dB</th> <th>cm</th> <th>deg</th> </tr> </thead> <tbody> <tr> <td>1</td> <td>5500.00</td> <td>102.31</td> <td>-----</td> <td>-----</td> <td>88.46</td> <td>34.80</td> <td>11.25</td> <td>32.20</td> <td>365</td> <td>247</td> <td>AVERAGE</td> </tr> </tbody> </table>	Limit	Margin	Read	Ant	Cable	Preamp	APos	TPos	Remark	Freq	Level	Line	(dB)	Level	Factor	Loss	Factor		MHz	dBuV/m	dBuV/m	dBuV	dB/m	dB	dB	cm	deg	1	5500.00	102.31	-----	-----	88.46	34.80	11.25	32.20	365	247	AVERAGE												
Limit	Margin	Read	Ant	Cable	Preamp	APos	TPos	Remark																																																																																				
Freq	Level	Line	(dB)	Level	Factor	Loss	Factor																																																																																					
MHz	dBuV/m	dBuV/m	dBuV	dB/m	dB	dB	cm	deg																																																																																				
1	5458.39	43.32	54.00	-10.68	29.56	34.81	11.11	32.16	365	247	AVERAGE																																																																																	
Limit	Margin	Read	Ant	Cable	Preamp	APos	TPos	Remark																																																																																				
Freq	Level	Line	(dB)	Level	Factor	Loss	Factor																																																																																					
MHz	dBuV/m	dBuV/m	dBuV	dB/m	dB	dB	cm	deg																																																																																				
1	5500.00	102.31	-----	-----	88.46	34.80	11.25	32.20	365	247	AVERAGE																																																																																	

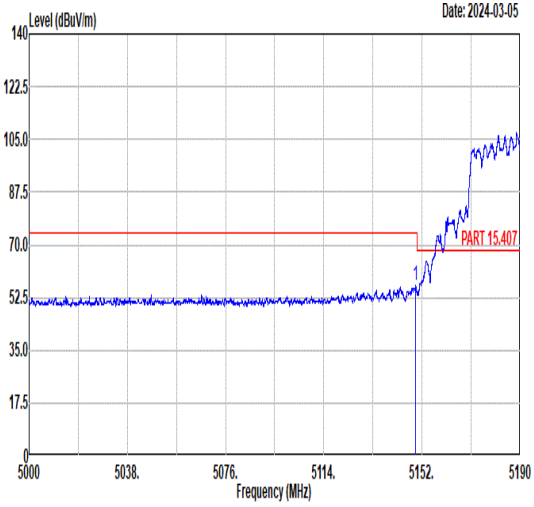
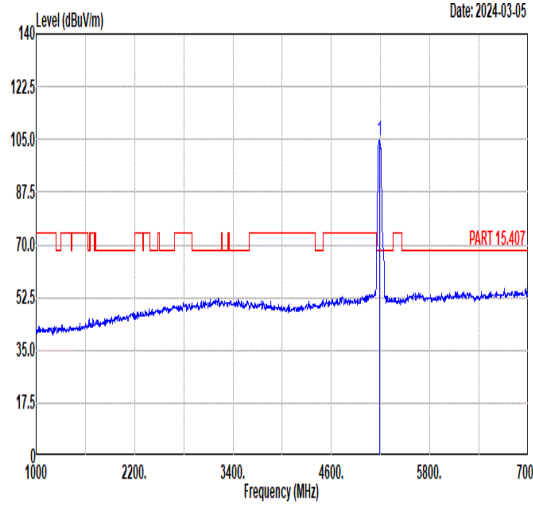
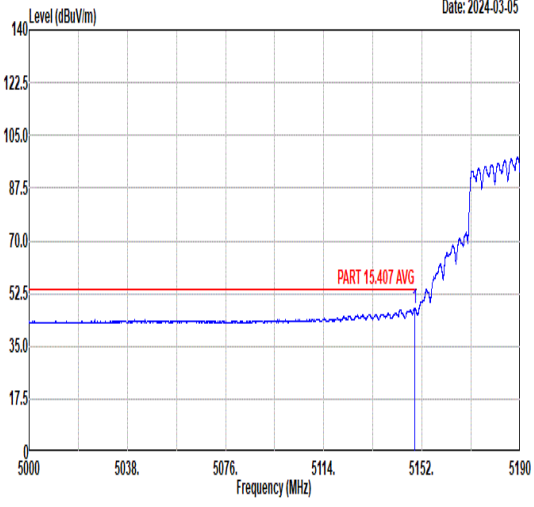
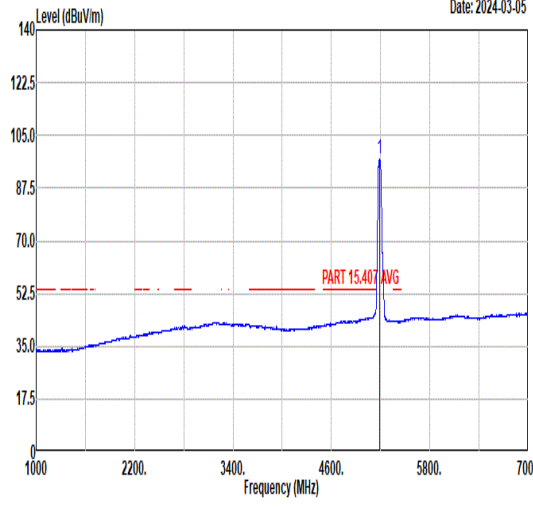


Mode	30																																																																															
	Band Edge																																																																															
	U-NII-2C_5.47-5.725_802.11ax HE20_CH140_Partial_5700MHz																																																																															
ANT	CDD 5+7																																																																															
Pol.	Horizontal	Fundamental																																																																														
Peak	 <p>Date: 2024-03-13</p> <table border="1"> <thead> <tr> <th>Limit</th> <th>Margin</th> <th>Read</th> <th>Ant</th> <th>Cable</th> <th>Preamp</th> <th>APos</th> <th>TPos</th> <th>Remark</th> </tr> <tr> <th>Freq</th> <th>Level</th> <th>Line</th> <th>(dB)</th> <th>Level</th> <th>Factor</th> <th>Loss</th> <th>Factor</th> <th></th> </tr> <tr> <th>MHz</th> <th>dBuV/m</th> <th>dBuV/m</th> <th>dB</th> <th>dBuV</th> <th>dB/m</th> <th>dB</th> <th>dB</th> <th>cm</th> <th>deg</th> </tr> </thead> <tbody> <tr> <td>1</td> <td>5726.10</td> <td>58.91</td> <td>68.30</td> <td>-9.39</td> <td>44.53</td> <td>35.12</td> <td>11.65</td> <td>32.39</td> <td>100</td> <td>293 PEAK</td> </tr> </tbody> </table>	Limit	Margin	Read	Ant	Cable	Preamp	APos	TPos	Remark	Freq	Level	Line	(dB)	Level	Factor	Loss	Factor		MHz	dBuV/m	dBuV/m	dB	dBuV	dB/m	dB	dB	cm	deg	1	5726.10	58.91	68.30	-9.39	44.53	35.12	11.65	32.39	100	293 PEAK	 <p>Date: 2024-03-13</p> <table border="1"> <thead> <tr> <th>Limit</th> <th>Margin</th> <th>Read</th> <th>Ant</th> <th>Cable</th> <th>Preamp</th> <th>APos</th> <th>TPos</th> <th>Remark</th> </tr> <tr> <th>Freq</th> <th>Level</th> <th>Line</th> <th>(dB)</th> <th>Level</th> <th>Factor</th> <th>Loss</th> <th>Factor</th> <th></th> </tr> <tr> <th>MHz</th> <th>dBuV/m</th> <th>dBuV/m</th> <th>dB</th> <th>dBuV</th> <th>dB/m</th> <th>dB</th> <th>dB</th> <th>cm</th> <th>deg</th> </tr> </thead> <tbody> <tr> <td>1</td> <td>5700.00</td> <td>110.13</td> <td>-----</td> <td>-----</td> <td>95.76</td> <td>35.08</td> <td>11.66</td> <td>32.37</td> <td>100</td> <td>293 PEAK</td> </tr> </tbody> </table>	Limit	Margin	Read	Ant	Cable	Preamp	APos	TPos	Remark	Freq	Level	Line	(dB)	Level	Factor	Loss	Factor		MHz	dBuV/m	dBuV/m	dB	dBuV	dB/m	dB	dB	cm	deg	1	5700.00	110.13	-----	-----	95.76	35.08	11.66	32.37	100	293 PEAK
	Limit	Margin	Read	Ant	Cable	Preamp	APos	TPos	Remark																																																																							
Freq	Level	Line	(dB)	Level	Factor	Loss	Factor																																																																									
MHz	dBuV/m	dBuV/m	dB	dBuV	dB/m	dB	dB	cm	deg																																																																							
1	5726.10	58.91	68.30	-9.39	44.53	35.12	11.65	32.39	100	293 PEAK																																																																						
Limit	Margin	Read	Ant	Cable	Preamp	APos	TPos	Remark																																																																								
Freq	Level	Line	(dB)	Level	Factor	Loss	Factor																																																																									
MHz	dBuV/m	dBuV/m	dB	dBuV	dB/m	dB	dB	cm	deg																																																																							
1	5700.00	110.13	-----	-----	95.76	35.08	11.66	32.37	100	293 PEAK																																																																						
Avg	Blank	 <p>Date: 2024-03-13</p> <table border="1"> <thead> <tr> <th>Limit</th> <th>Margin</th> <th>Read</th> <th>Ant</th> <th>Cable</th> <th>Preamp</th> <th>APos</th> <th>TPos</th> <th>Remark</th> </tr> <tr> <th>Freq</th> <th>Level</th> <th>Line</th> <th>(dB)</th> <th>Level</th> <th>Factor</th> <th>Loss</th> <th>Factor</th> <th></th> </tr> <tr> <th>MHz</th> <th>dBuV/m</th> <th>dBuV/m</th> <th>dB</th> <th>dBuV</th> <th>dB/m</th> <th>dB</th> <th>dB</th> <th>cm</th> <th>deg</th> </tr> </thead> <tbody> <tr> <td>1</td> <td>5700.00</td> <td>101.82</td> <td>-----</td> <td>-----</td> <td>87.45</td> <td>35.08</td> <td>11.66</td> <td>32.37</td> <td>100</td> <td>293 AVERAGE</td> </tr> </tbody> </table>	Limit	Margin	Read	Ant	Cable	Preamp	APos	TPos	Remark	Freq	Level	Line	(dB)	Level	Factor	Loss	Factor		MHz	dBuV/m	dBuV/m	dB	dBuV	dB/m	dB	dB	cm	deg	1	5700.00	101.82	-----	-----	87.45	35.08	11.66	32.37	100	293 AVERAGE																																							
Limit	Margin	Read	Ant	Cable	Preamp	APos	TPos	Remark																																																																								
Freq	Level	Line	(dB)	Level	Factor	Loss	Factor																																																																									
MHz	dBuV/m	dBuV/m	dB	dBuV	dB/m	dB	dB	cm	deg																																																																							
1	5700.00	101.82	-----	-----	87.45	35.08	11.66	32.37	100	293 AVERAGE																																																																						



Mode	30																																																																																	
	Band Edge																																																																																	
	U-NII-2C_5.47-5.725_802.11ax HE20_CH140_Partial_5700MHz																																																																																	
ANT	CDD 5+7																																																																																	
Pol.	Vertical	Fundamental																																																																																
Peak	 <p>Date: 2024-03-13</p> <table border="1"> <thead> <tr> <th>Limit</th> <th>Margin</th> <th>Read</th> <th>Ant</th> <th>Cable</th> <th>Preamp</th> <th>APos</th> <th>TPos</th> <th>Remark</th> </tr> <tr> <th>Freq</th> <th>Level</th> <th>Line</th> <th>(dB)</th> <th>Level</th> <th>Factor</th> <th>Loss</th> <th>Factor</th> <th></th> </tr> <tr> <th>MHz</th> <th>dBuV/m</th> <th>dBuV/m</th> <th>dB</th> <th>dBuV</th> <th>dB/m</th> <th>dB</th> <th>dB</th> <th>cm</th> <th>deg</th> </tr> </thead> <tbody> <tr> <td>1</td> <td>5725.97</td> <td>61.92</td> <td>68.30</td> <td>-6.38</td> <td>47.54</td> <td>35.12</td> <td>11.65</td> <td>32.39</td> <td>339</td> <td>240</td> <td>PEAK</td> </tr> </tbody> </table>	Limit	Margin	Read	Ant	Cable	Preamp	APos	TPos	Remark	Freq	Level	Line	(dB)	Level	Factor	Loss	Factor		MHz	dBuV/m	dBuV/m	dB	dBuV	dB/m	dB	dB	cm	deg	1	5725.97	61.92	68.30	-6.38	47.54	35.12	11.65	32.39	339	240	PEAK	 <p>Date: 2024-03-13</p> <table border="1"> <thead> <tr> <th>Limit</th> <th>Margin</th> <th>Read</th> <th>Ant</th> <th>Cable</th> <th>Preamp</th> <th>APos</th> <th>TPos</th> <th>Remark</th> </tr> <tr> <th>Freq</th> <th>Level</th> <th>Line</th> <th>(dB)</th> <th>Level</th> <th>Factor</th> <th>Loss</th> <th>Factor</th> <th></th> </tr> <tr> <th>MHz</th> <th>dBuV/m</th> <th>dBuV/m</th> <th>dB</th> <th>dBuV</th> <th>dB/m</th> <th>dB</th> <th>dB</th> <th>cm</th> <th>deg</th> </tr> </thead> <tbody> <tr> <td>1</td> <td>5700.00</td> <td>112.55</td> <td>-----</td> <td>-----</td> <td>98.18</td> <td>35.08</td> <td>11.66</td> <td>32.37</td> <td>339</td> <td>240</td> <td>PEAK</td> </tr> </tbody> </table>	Limit	Margin	Read	Ant	Cable	Preamp	APos	TPos	Remark	Freq	Level	Line	(dB)	Level	Factor	Loss	Factor		MHz	dBuV/m	dBuV/m	dB	dBuV	dB/m	dB	dB	cm	deg	1	5700.00	112.55	-----	-----	98.18	35.08	11.66	32.37	339	240	PEAK
	Limit	Margin	Read	Ant	Cable	Preamp	APos	TPos	Remark																																																																									
Freq	Level	Line	(dB)	Level	Factor	Loss	Factor																																																																											
MHz	dBuV/m	dBuV/m	dB	dBuV	dB/m	dB	dB	cm	deg																																																																									
1	5725.97	61.92	68.30	-6.38	47.54	35.12	11.65	32.39	339	240	PEAK																																																																							
Limit	Margin	Read	Ant	Cable	Preamp	APos	TPos	Remark																																																																										
Freq	Level	Line	(dB)	Level	Factor	Loss	Factor																																																																											
MHz	dBuV/m	dBuV/m	dB	dBuV	dB/m	dB	dB	cm	deg																																																																									
1	5700.00	112.55	-----	-----	98.18	35.08	11.66	32.37	339	240	PEAK																																																																							
Avg	Blank	 <p>Date: 2024-03-13</p> <table border="1"> <thead> <tr> <th>Limit</th> <th>Margin</th> <th>Read</th> <th>Ant</th> <th>Cable</th> <th>Preamp</th> <th>APos</th> <th>TPos</th> <th>Remark</th> </tr> <tr> <th>Freq</th> <th>Level</th> <th>Line</th> <th>(dB)</th> <th>Level</th> <th>Factor</th> <th>Loss</th> <th>Factor</th> <th></th> </tr> <tr> <th>MHz</th> <th>dBuV/m</th> <th>dBuV/m</th> <th>dB</th> <th>dBuV</th> <th>dB/m</th> <th>dB</th> <th>dB</th> <th>cm</th> <th>deg</th> </tr> </thead> <tbody> <tr> <td>1</td> <td>5700.00</td> <td>103.62</td> <td>-----</td> <td>-----</td> <td>89.24</td> <td>35.09</td> <td>11.66</td> <td>32.37</td> <td>339</td> <td>240</td> <td>AVERAGE</td> </tr> </tbody> </table>	Limit	Margin	Read	Ant	Cable	Preamp	APos	TPos	Remark	Freq	Level	Line	(dB)	Level	Factor	Loss	Factor		MHz	dBuV/m	dBuV/m	dB	dBuV	dB/m	dB	dB	cm	deg	1	5700.00	103.62	-----	-----	89.24	35.09	11.66	32.37	339	240	AVERAGE																																								
Limit	Margin	Read	Ant	Cable	Preamp	APos	TPos	Remark																																																																										
Freq	Level	Line	(dB)	Level	Factor	Loss	Factor																																																																											
MHz	dBuV/m	dBuV/m	dB	dBuV	dB/m	dB	dB	cm	deg																																																																									
1	5700.00	103.62	-----	-----	89.24	35.09	11.66	32.37	339	240	AVERAGE																																																																							



Mode	31																																																																																	
	Band Edge - L																																																																																	
	U-NII-1_5.15-5.25_802.11ax HE40_CH38_Full_5190MHz																																																																																	
ANT	CDD 5+7																																																																																	
Pol.	Horizontal	Fundamental																																																																																
Peak	 <p>Date: 2024-03-05</p> <table border="1"> <thead> <tr> <th>Limit</th> <th>Margin</th> <th>Read</th> <th>Ant</th> <th>Cable</th> <th>Preamp</th> <th>APos</th> <th>TPos</th> <th>Remark</th> </tr> <tr> <th>Freq</th> <th>Level</th> <th>Line</th> <th>(dB)</th> <th>Level</th> <th>Factor</th> <th>Loss</th> <th>Factor</th> <th></th> </tr> <tr> <th>MHz</th> <th>dBuV/m</th> <th>dBuV/m</th> <th>dB</th> <th>dBuV</th> <th>dB/m</th> <th>dB</th> <th>dB</th> <th>cm</th> <th>deg</th> </tr> </thead> <tbody> <tr> <td>1</td> <td>5149.44</td> <td>56.45</td> <td>74.00</td> <td>-17.55</td> <td>42.27</td> <td>34.87</td> <td>11.09</td> <td>31.78</td> <td>322</td> <td>65</td> <td>PEAK</td> </tr> </tbody> </table>	Limit	Margin	Read	Ant	Cable	Preamp	APos	TPos	Remark	Freq	Level	Line	(dB)	Level	Factor	Loss	Factor		MHz	dBuV/m	dBuV/m	dB	dBuV	dB/m	dB	dB	cm	deg	1	5149.44	56.45	74.00	-17.55	42.27	34.87	11.09	31.78	322	65	PEAK	 <p>Date: 2024-03-05</p> <table border="1"> <thead> <tr> <th>Limit</th> <th>Margin</th> <th>Read</th> <th>Ant</th> <th>Cable</th> <th>Preamp</th> <th>APos</th> <th>TPos</th> <th>Remark</th> </tr> <tr> <th>Freq</th> <th>Level</th> <th>Line</th> <th>(dB)</th> <th>Level</th> <th>Factor</th> <th>Loss</th> <th>Factor</th> <th></th> </tr> <tr> <th>MHz</th> <th>dBuV/m</th> <th>dBuV/m</th> <th>dB</th> <th>dBuV</th> <th>dB/m</th> <th>dB</th> <th>dB</th> <th>cm</th> <th>deg</th> </tr> </thead> <tbody> <tr> <td>1</td> <td>5190.00</td> <td>104.56</td> <td>-----</td> <td>-----</td> <td>90.45</td> <td>34.86</td> <td>11.07</td> <td>31.82</td> <td>322</td> <td>65</td> <td>PEAK</td> </tr> </tbody> </table>	Limit	Margin	Read	Ant	Cable	Preamp	APos	TPos	Remark	Freq	Level	Line	(dB)	Level	Factor	Loss	Factor		MHz	dBuV/m	dBuV/m	dB	dBuV	dB/m	dB	dB	cm	deg	1	5190.00	104.56	-----	-----	90.45	34.86	11.07	31.82	322	65	PEAK
	Limit	Margin	Read	Ant	Cable	Preamp	APos	TPos	Remark																																																																									
Freq	Level	Line	(dB)	Level	Factor	Loss	Factor																																																																											
MHz	dBuV/m	dBuV/m	dB	dBuV	dB/m	dB	dB	cm	deg																																																																									
1	5149.44	56.45	74.00	-17.55	42.27	34.87	11.09	31.78	322	65	PEAK																																																																							
Limit	Margin	Read	Ant	Cable	Preamp	APos	TPos	Remark																																																																										
Freq	Level	Line	(dB)	Level	Factor	Loss	Factor																																																																											
MHz	dBuV/m	dBuV/m	dB	dBuV	dB/m	dB	dB	cm	deg																																																																									
1	5190.00	104.56	-----	-----	90.45	34.86	11.07	31.82	322	65	PEAK																																																																							
Avg	 <p>Date: 2024-03-05</p> <table border="1"> <thead> <tr> <th>Limit</th> <th>Margin</th> <th>Read</th> <th>Ant</th> <th>Cable</th> <th>Preamp</th> <th>APos</th> <th>TPos</th> <th>Remark</th> </tr> <tr> <th>Freq</th> <th>Level</th> <th>Line</th> <th>(dB)</th> <th>Level</th> <th>Factor</th> <th>Loss</th> <th>Factor</th> <th></th> </tr> <tr> <th>MHz</th> <th>dBuV/m</th> <th>dBuV/m</th> <th>dB</th> <th>dBuV</th> <th>dB/m</th> <th>dB</th> <th>dB</th> <th>cm</th> <th>deg</th> </tr> </thead> <tbody> <tr> <td>1</td> <td>5149.26</td> <td>47.71</td> <td>54.00</td> <td>-6.29</td> <td>33.53</td> <td>34.87</td> <td>11.09</td> <td>31.78</td> <td>322</td> <td>65</td> <td>AVERAGE</td> </tr> </tbody> </table>	Limit	Margin	Read	Ant	Cable	Preamp	APos	TPos	Remark	Freq	Level	Line	(dB)	Level	Factor	Loss	Factor		MHz	dBuV/m	dBuV/m	dB	dBuV	dB/m	dB	dB	cm	deg	1	5149.26	47.71	54.00	-6.29	33.53	34.87	11.09	31.78	322	65	AVERAGE	 <p>Date: 2024-03-05</p> <table border="1"> <thead> <tr> <th>Limit</th> <th>Margin</th> <th>Read</th> <th>Ant</th> <th>Cable</th> <th>Preamp</th> <th>APos</th> <th>TPos</th> <th>Remark</th> </tr> <tr> <th>Freq</th> <th>Level</th> <th>Line</th> <th>(dB)</th> <th>Level</th> <th>Factor</th> <th>Loss</th> <th>Factor</th> <th></th> </tr> <tr> <th>MHz</th> <th>dBuV/m</th> <th>dBuV/m</th> <th>dB</th> <th>dBuV</th> <th>dB/m</th> <th>dB</th> <th>dB</th> <th>cm</th> <th>deg</th> </tr> </thead> <tbody> <tr> <td>1</td> <td>5190.00</td> <td>97.25</td> <td>-----</td> <td>-----</td> <td>83.14</td> <td>34.86</td> <td>11.07</td> <td>31.82</td> <td>322</td> <td>65</td> <td>AVERAGE</td> </tr> </tbody> </table>	Limit	Margin	Read	Ant	Cable	Preamp	APos	TPos	Remark	Freq	Level	Line	(dB)	Level	Factor	Loss	Factor		MHz	dBuV/m	dBuV/m	dB	dBuV	dB/m	dB	dB	cm	deg	1	5190.00	97.25	-----	-----	83.14	34.86	11.07	31.82	322	65	AVERAGE
Limit	Margin	Read	Ant	Cable	Preamp	APos	TPos	Remark																																																																										
Freq	Level	Line	(dB)	Level	Factor	Loss	Factor																																																																											
MHz	dBuV/m	dBuV/m	dB	dBuV	dB/m	dB	dB	cm	deg																																																																									
1	5149.26	47.71	54.00	-6.29	33.53	34.87	11.09	31.78	322	65	AVERAGE																																																																							
Limit	Margin	Read	Ant	Cable	Preamp	APos	TPos	Remark																																																																										
Freq	Level	Line	(dB)	Level	Factor	Loss	Factor																																																																											
MHz	dBuV/m	dBuV/m	dB	dBuV	dB/m	dB	dB	cm	deg																																																																									
1	5190.00	97.25	-----	-----	83.14	34.86	11.07	31.82	322	65	AVERAGE																																																																							



Mode	31																																								
	Band Edge - R																																								
	U-NII-1_5.15-5.25_802.11ax HE40_CH38_Full_5190MHz																																								
ANT	CDD 5+7																																								
Pol.	Horizontal	Fundamental																																							
Peak	<p>Date: 2024-03-05</p> <table border="1"> <thead> <tr> <th>Limit</th> <th>Margin</th> <th>Read</th> <th>Ant</th> <th>Cable</th> <th>Preamp</th> <th>APos</th> <th>TPos</th> <th>Remark</th> </tr> <tr> <th>Freq</th> <th>Level</th> <th>Line</th> <th>(dB)</th> <th>Level</th> <th>Factor</th> <th>Loss</th> <th>Factor</th> <th></th> </tr> <tr> <th>MHz</th> <th>dBuV/m</th> <th>dBuV/m</th> <th>dBuV</th> <th>dB/m</th> <th>dB</th> <th>dB</th> <th>cm</th> <th>deg</th> </tr> </thead> <tbody> <tr> <td>1</td> <td>5451.77</td> <td>51.68</td> <td>74.00</td> <td>-22.32</td> <td>37.94</td> <td>34.81</td> <td>11.09</td> <td>32.16</td> <td>322</td> <td>65</td> <td>PEAK</td> </tr> </tbody> </table>	Limit	Margin	Read	Ant	Cable	Preamp	APos	TPos	Remark	Freq	Level	Line	(dB)	Level	Factor	Loss	Factor		MHz	dBuV/m	dBuV/m	dBuV	dB/m	dB	dB	cm	deg	1	5451.77	51.68	74.00	-22.32	37.94	34.81	11.09	32.16	322	65	PEAK	Blank
Limit	Margin	Read	Ant	Cable	Preamp	APos	TPos	Remark																																	
Freq	Level	Line	(dB)	Level	Factor	Loss	Factor																																		
MHz	dBuV/m	dBuV/m	dBuV	dB/m	dB	dB	cm	deg																																	
1	5451.77	51.68	74.00	-22.32	37.94	34.81	11.09	32.16	322	65	PEAK																														
Avg	<p>Date: 2024-03-05</p> <table border="1"> <thead> <tr> <th>Limit</th> <th>Margin</th> <th>Read</th> <th>Ant</th> <th>Cable</th> <th>Preamp</th> <th>APos</th> <th>TPos</th> <th>Remark</th> </tr> <tr> <th>Freq</th> <th>Level</th> <th>Line</th> <th>(dB)</th> <th>Level</th> <th>Factor</th> <th>Loss</th> <th>Factor</th> <th></th> </tr> <tr> <th>MHz</th> <th>dBuV/m</th> <th>dBuV/m</th> <th>dBuV</th> <th>dB/m</th> <th>dB</th> <th>dB</th> <th>cm</th> <th>deg</th> </tr> </thead> <tbody> <tr> <td>1</td> <td>5376.73</td> <td>42.53</td> <td>54.00</td> <td>-11.47</td> <td>28.85</td> <td>34.82</td> <td>10.92</td> <td>32.06</td> <td>322</td> <td>65</td> <td>AVERAGE</td> </tr> </tbody> </table>	Limit	Margin	Read	Ant	Cable	Preamp	APos	TPos	Remark	Freq	Level	Line	(dB)	Level	Factor	Loss	Factor		MHz	dBuV/m	dBuV/m	dBuV	dB/m	dB	dB	cm	deg	1	5376.73	42.53	54.00	-11.47	28.85	34.82	10.92	32.06	322	65	AVERAGE	Blank
Limit	Margin	Read	Ant	Cable	Preamp	APos	TPos	Remark																																	
Freq	Level	Line	(dB)	Level	Factor	Loss	Factor																																		
MHz	dBuV/m	dBuV/m	dBuV	dB/m	dB	dB	cm	deg																																	
1	5376.73	42.53	54.00	-11.47	28.85	34.82	10.92	32.06	322	65	AVERAGE																														



Mode	31																																																																															
	Band Edge - L																																																																															
	U-NII-1_5.15-5.25_802.11ax HE40_CH38_Full_5190MHz																																																																															
ANT	CDD 5+7																																																																															
Pol.	Vertical	Fundamental																																																																														
Peak	<p>Date: 2024-03-05</p> <table border="1"> <thead> <tr> <th>Limit</th> <th>Margin</th> <th>Read</th> <th>Ant</th> <th>Cable</th> <th>Preamp</th> <th>APos</th> <th>TPos</th> <th>Remark</th> </tr> <tr> <th>Freq</th> <th>Level</th> <th>Line</th> <th>(dB)</th> <th>Level</th> <th>Factor</th> <th>Loss</th> <th>Factor</th> <th></th> </tr> <tr> <th>MHz</th> <th>dBuV/m</th> <th>dBuV/m</th> <th>dB</th> <th>dBuV</th> <th>dB/m</th> <th>dB</th> <th>dB</th> <th>cm</th> <th>deg</th> </tr> </thead> <tbody> <tr> <td>1</td> <td>5148.68</td> <td>56.13</td> <td>74.00</td> <td>-17.87</td> <td>41.95</td> <td>34.87</td> <td>11.09</td> <td>31.78</td> <td>329</td> <td>250 PEAK</td> </tr> </tbody> </table>	Limit	Margin	Read	Ant	Cable	Preamp	APos	TPos	Remark	Freq	Level	Line	(dB)	Level	Factor	Loss	Factor		MHz	dBuV/m	dBuV/m	dB	dBuV	dB/m	dB	dB	cm	deg	1	5148.68	56.13	74.00	-17.87	41.95	34.87	11.09	31.78	329	250 PEAK	<p>Date: 2024-03-05</p> <table border="1"> <thead> <tr> <th>Limit</th> <th>Margin</th> <th>Read</th> <th>Ant</th> <th>Cable</th> <th>Preamp</th> <th>APos</th> <th>TPos</th> <th>Remark</th> </tr> <tr> <th>Freq</th> <th>Level</th> <th>Line</th> <th>(dB)</th> <th>Level</th> <th>Factor</th> <th>Loss</th> <th>Factor</th> <th></th> </tr> <tr> <th>MHz</th> <th>dBuV/m</th> <th>dBuV/m</th> <th>dB</th> <th>dBuV</th> <th>dB/m</th> <th>dB</th> <th>dB</th> <th>cm</th> <th>deg</th> </tr> </thead> <tbody> <tr> <td>1</td> <td>5190.00</td> <td>107.17</td> <td>-----</td> <td>-----</td> <td>93.06</td> <td>34.86</td> <td>11.07</td> <td>31.82</td> <td>329</td> <td>250 PEAK</td> </tr> </tbody> </table>	Limit	Margin	Read	Ant	Cable	Preamp	APos	TPos	Remark	Freq	Level	Line	(dB)	Level	Factor	Loss	Factor		MHz	dBuV/m	dBuV/m	dB	dBuV	dB/m	dB	dB	cm	deg	1	5190.00	107.17	-----	-----	93.06	34.86	11.07	31.82	329	250 PEAK
	Limit	Margin	Read	Ant	Cable	Preamp	APos	TPos	Remark																																																																							
Freq	Level	Line	(dB)	Level	Factor	Loss	Factor																																																																									
MHz	dBuV/m	dBuV/m	dB	dBuV	dB/m	dB	dB	cm	deg																																																																							
1	5148.68	56.13	74.00	-17.87	41.95	34.87	11.09	31.78	329	250 PEAK																																																																						
Limit	Margin	Read	Ant	Cable	Preamp	APos	TPos	Remark																																																																								
Freq	Level	Line	(dB)	Level	Factor	Loss	Factor																																																																									
MHz	dBuV/m	dBuV/m	dB	dBuV	dB/m	dB	dB	cm	deg																																																																							
1	5190.00	107.17	-----	-----	93.06	34.86	11.07	31.82	329	250 PEAK																																																																						
Avg	<p>Date: 2024-03-05</p> <table border="1"> <thead> <tr> <th>Limit</th> <th>Margin</th> <th>Read</th> <th>Ant</th> <th>Cable</th> <th>Preamp</th> <th>APos</th> <th>TPos</th> <th>Remark</th> </tr> <tr> <th>Freq</th> <th>Level</th> <th>Line</th> <th>(dB)</th> <th>Level</th> <th>Factor</th> <th>Loss</th> <th>Factor</th> <th></th> </tr> <tr> <th>MHz</th> <th>dBuV/m</th> <th>dBuV/m</th> <th>dB</th> <th>dBuV</th> <th>dB/m</th> <th>dB</th> <th>dB</th> <th>cm</th> <th>deg</th> </tr> </thead> <tbody> <tr> <td>1</td> <td>5147.46</td> <td>48.00</td> <td>54.00</td> <td>-6.00</td> <td>33.82</td> <td>34.87</td> <td>11.09</td> <td>31.78</td> <td>329</td> <td>250 AVERAGE</td> </tr> </tbody> </table>	Limit	Margin	Read	Ant	Cable	Preamp	APos	TPos	Remark	Freq	Level	Line	(dB)	Level	Factor	Loss	Factor		MHz	dBuV/m	dBuV/m	dB	dBuV	dB/m	dB	dB	cm	deg	1	5147.46	48.00	54.00	-6.00	33.82	34.87	11.09	31.78	329	250 AVERAGE	<p>Date: 2024-03-05</p> <table border="1"> <thead> <tr> <th>Limit</th> <th>Margin</th> <th>Read</th> <th>Ant</th> <th>Cable</th> <th>Preamp</th> <th>APos</th> <th>TPos</th> <th>Remark</th> </tr> <tr> <th>Freq</th> <th>Level</th> <th>Line</th> <th>(dB)</th> <th>Level</th> <th>Factor</th> <th>Loss</th> <th>Factor</th> <th></th> </tr> <tr> <th>MHz</th> <th>dBuV/m</th> <th>dBuV/m</th> <th>dB</th> <th>dBuV</th> <th>dB/m</th> <th>dB</th> <th>dB</th> <th>cm</th> <th>deg</th> </tr> </thead> <tbody> <tr> <td>1</td> <td>5190.00</td> <td>98.94</td> <td>-----</td> <td>-----</td> <td>84.83</td> <td>34.86</td> <td>11.07</td> <td>31.82</td> <td>329</td> <td>250 AVERAGE</td> </tr> </tbody> </table>	Limit	Margin	Read	Ant	Cable	Preamp	APos	TPos	Remark	Freq	Level	Line	(dB)	Level	Factor	Loss	Factor		MHz	dBuV/m	dBuV/m	dB	dBuV	dB/m	dB	dB	cm	deg	1	5190.00	98.94	-----	-----	84.83	34.86	11.07	31.82	329	250 AVERAGE
Limit	Margin	Read	Ant	Cable	Preamp	APos	TPos	Remark																																																																								
Freq	Level	Line	(dB)	Level	Factor	Loss	Factor																																																																									
MHz	dBuV/m	dBuV/m	dB	dBuV	dB/m	dB	dB	cm	deg																																																																							
1	5147.46	48.00	54.00	-6.00	33.82	34.87	11.09	31.78	329	250 AVERAGE																																																																						
Limit	Margin	Read	Ant	Cable	Preamp	APos	TPos	Remark																																																																								
Freq	Level	Line	(dB)	Level	Factor	Loss	Factor																																																																									
MHz	dBuV/m	dBuV/m	dB	dBuV	dB/m	dB	dB	cm	deg																																																																							
1	5190.00	98.94	-----	-----	84.83	34.86	11.07	31.82	329	250 AVERAGE																																																																						



Mode	31																																					
	Band Edge - R																																					
	U-NII-1_5.15-5.25_802.11ax HE40_CH38_Full_5190MHz																																					
ANT	CDD 5+7																																					
Pol.	Vertical	Fundamental																																				
Peak	<table border="1"> <thead> <tr> <th>Limit</th> <th>Margin</th> <th>Read</th> <th>Ant</th> <th>Cable</th> <th>Preamp</th> <th>APos</th> <th>TPos</th> </tr> <tr> <th>Freq</th> <th>Level</th> <th>Line</th> <th>(dB)</th> <th>Level</th> <th>Factor</th> <th>Loss</th> <th>Factor</th> </tr> <tr> <th>MHz</th> <th>dBuV/m</th> <th>dBuV/m</th> <th>dBuV</th> <th>dB/m</th> <th>dB</th> <th>dB</th> <th>cm</th> </tr> </thead> <tbody> <tr> <td>1</td> <td>5363.77</td> <td>51.94</td> <td>74.00</td> <td>-22.06</td> <td>38.23</td> <td>34.83</td> <td>10.93</td> <td>32.05</td> <td>329</td> <td>250</td> <td>PEAK</td> </tr> </tbody> </table>	Limit	Margin	Read	Ant	Cable	Preamp	APos	TPos	Freq	Level	Line	(dB)	Level	Factor	Loss	Factor	MHz	dBuV/m	dBuV/m	dBuV	dB/m	dB	dB	cm	1	5363.77	51.94	74.00	-22.06	38.23	34.83	10.93	32.05	329	250	PEAK	Blank
Limit	Margin	Read	Ant	Cable	Preamp	APos	TPos																															
Freq	Level	Line	(dB)	Level	Factor	Loss	Factor																															
MHz	dBuV/m	dBuV/m	dBuV	dB/m	dB	dB	cm																															
1	5363.77	51.94	74.00	-22.06	38.23	34.83	10.93	32.05	329	250	PEAK																											
Avg	<table border="1"> <thead> <tr> <th>Limit</th> <th>Margin</th> <th>Read</th> <th>Ant</th> <th>Cable</th> <th>Preamp</th> <th>APos</th> <th>TPos</th> </tr> <tr> <th>Freq</th> <th>Level</th> <th>Line</th> <th>(dB)</th> <th>Level</th> <th>Factor</th> <th>Loss</th> <th>Factor</th> </tr> <tr> <th>MHz</th> <th>dBuV/m</th> <th>dBuV/m</th> <th>dBuV</th> <th>dB/m</th> <th>dB</th> <th>dB</th> <th>cm</th> </tr> </thead> <tbody> <tr> <td>1</td> <td>5354.05</td> <td>42.86</td> <td>54.00</td> <td>-11.14</td> <td>29.12</td> <td>34.83</td> <td>10.94</td> <td>32.03</td> <td>329</td> <td>250</td> <td>AVERAGE</td> </tr> </tbody> </table>	Limit	Margin	Read	Ant	Cable	Preamp	APos	TPos	Freq	Level	Line	(dB)	Level	Factor	Loss	Factor	MHz	dBuV/m	dBuV/m	dBuV	dB/m	dB	dB	cm	1	5354.05	42.86	54.00	-11.14	29.12	34.83	10.94	32.03	329	250	AVERAGE	Blank
Limit	Margin	Read	Ant	Cable	Preamp	APos	TPos																															
Freq	Level	Line	(dB)	Level	Factor	Loss	Factor																															
MHz	dBuV/m	dBuV/m	dBuV	dB/m	dB	dB	cm																															
1	5354.05	42.86	54.00	-11.14	29.12	34.83	10.94	32.03	329	250	AVERAGE																											



Mode	31																																																																																																
	Harmonic																																																																																																
	U-NII-1_5.15-5.25_802.11ax HE40_CH38_Full_5190MHz																																																																																																
ANT	CDD 5+7																																																																																																
Pol.	Horizontal	Vertical																																																																																															
Peak Avg	<p>Date: 2024-03-08</p>	<p>Date: 2024-03-08</p>																																																																																															
	<table border="1"> <thead> <tr> <th>Limit</th> <th>Read</th> <th>Ant</th> <th>Cable</th> <th>Preamp</th> <th>Apos</th> <th>TPos</th> <th>Remark</th> </tr> <tr> <th>Freq</th> <th>Level</th> <th>Line Margin</th> <th>Level</th> <th>Factor</th> <th>Loss Factor</th> <th></th> <th></th> </tr> <tr> <th>MHz</th> <th>dBuV/m</th> <th>dBuV/m</th> <th>dB</th> <th>dBuV</th> <th>dB/m</th> <th>dB</th> <th>dB</th> </tr> </thead> <tbody> <tr> <td>1</td> <td>10380.00</td> <td>49.86</td> <td>68.30</td> <td>-18.44</td> <td>47.03</td> <td>39.45</td> <td>14.16</td> <td>50.78</td> <td>--</td> <td>--</td> <td>Peak</td> </tr> <tr> <td>2</td> <td>15570.00</td> <td>50.62</td> <td>74.00</td> <td>-23.38</td> <td>43.37</td> <td>41.84</td> <td>16.87</td> <td>51.46</td> <td>--</td> <td>--</td> <td>Peak</td> </tr> </tbody> </table>	Limit	Read	Ant	Cable	Preamp	Apos	TPos	Remark	Freq	Level	Line Margin	Level	Factor	Loss Factor			MHz	dBuV/m	dBuV/m	dB	dBuV	dB/m	dB	dB	1	10380.00	49.86	68.30	-18.44	47.03	39.45	14.16	50.78	--	--	Peak	2	15570.00	50.62	74.00	-23.38	43.37	41.84	16.87	51.46	--	--	Peak	<table border="1"> <thead> <tr> <th>Limit</th> <th>Read</th> <th>Ant</th> <th>Cable</th> <th>Preamp</th> <th>Apos</th> <th>TPos</th> <th>Remark</th> </tr> <tr> <th>Freq</th> <th>Level</th> <th>Line Margin</th> <th>Level</th> <th>Factor</th> <th>Loss Factor</th> <th></th> <th></th> </tr> <tr> <th>MHz</th> <th>dBuV/m</th> <th>dBuV/m</th> <th>dB</th> <th>dBuV</th> <th>dB/m</th> <th>dB</th> <th>dB</th> </tr> </thead> <tbody> <tr> <td>1</td> <td>10380.00</td> <td>48.86</td> <td>68.30</td> <td>-19.44</td> <td>46.03</td> <td>39.45</td> <td>14.16</td> <td>50.78</td> <td>--</td> <td>--</td> <td>Peak</td> </tr> <tr> <td>2</td> <td>15570.00</td> <td>50.01</td> <td>74.00</td> <td>-23.99</td> <td>42.76</td> <td>41.84</td> <td>16.87</td> <td>51.46</td> <td>--</td> <td>--</td> <td>Peak</td> </tr> </tbody> </table>	Limit	Read	Ant	Cable	Preamp	Apos	TPos	Remark	Freq	Level	Line Margin	Level	Factor	Loss Factor			MHz	dBuV/m	dBuV/m	dB	dBuV	dB/m	dB	dB	1	10380.00	48.86	68.30	-19.44	46.03	39.45	14.16	50.78	--	--	Peak	2	15570.00	50.01	74.00	-23.99	42.76	41.84	16.87	51.46	--	--
Limit	Read	Ant	Cable	Preamp	Apos	TPos	Remark																																																																																										
Freq	Level	Line Margin	Level	Factor	Loss Factor																																																																																												
MHz	dBuV/m	dBuV/m	dB	dBuV	dB/m	dB	dB																																																																																										
1	10380.00	49.86	68.30	-18.44	47.03	39.45	14.16	50.78	--	--	Peak																																																																																						
2	15570.00	50.62	74.00	-23.38	43.37	41.84	16.87	51.46	--	--	Peak																																																																																						
Limit	Read	Ant	Cable	Preamp	Apos	TPos	Remark																																																																																										
Freq	Level	Line Margin	Level	Factor	Loss Factor																																																																																												
MHz	dBuV/m	dBuV/m	dB	dBuV	dB/m	dB	dB																																																																																										
1	10380.00	48.86	68.30	-19.44	46.03	39.45	14.16	50.78	--	--	Peak																																																																																						
2	15570.00	50.01	74.00	-23.99	42.76	41.84	16.87	51.46	--	--	Peak																																																																																						



Mode	32																																																																															
	Band Edge - L																																																																															
	U-NII-1_5.15-5.25_802.11ax HE40_CH46_Full_5230MHz																																																																															
ANT	CDD 5+7																																																																															
Pol.	Horizontal	Fundamental																																																																														
Peak	<table border="1"> <thead> <tr> <th>Limit</th> <th>Margin</th> <th>Read</th> <th>Ant</th> <th>Cable</th> <th>Preamp</th> <th>APos</th> <th>TPos</th> <th>Remark</th> </tr> <tr> <th>Freq</th> <th>Level</th> <th>Line</th> <th>(dB)</th> <th>Level</th> <th>Factor</th> <th>Loss</th> <th>Factor</th> <th></th> </tr> <tr> <th>MHz</th> <th>dBuV/m</th> <th>dBuV/m</th> <th>dB</th> <th>dBuV</th> <th>dB/m</th> <th>dB</th> <th>dB</th> <th>cm</th> <th>deg</th> </tr> </thead> <tbody> <tr> <td>1</td> <td>5144.35</td> <td>53.78</td> <td>74.00</td> <td>-20.22</td> <td>39.59</td> <td>34.87</td> <td>11.09</td> <td>31.77</td> <td>337</td> <td>74 PEAK</td> </tr> </tbody> </table>	Limit	Margin	Read	Ant	Cable	Preamp	APos	TPos	Remark	Freq	Level	Line	(dB)	Level	Factor	Loss	Factor		MHz	dBuV/m	dBuV/m	dB	dBuV	dB/m	dB	dB	cm	deg	1	5144.35	53.78	74.00	-20.22	39.59	34.87	11.09	31.77	337	74 PEAK	<table border="1"> <thead> <tr> <th>Limit</th> <th>Margin</th> <th>Read</th> <th>Ant</th> <th>Cable</th> <th>Preamp</th> <th>APos</th> <th>TPos</th> <th>Remark</th> </tr> <tr> <th>Freq</th> <th>Level</th> <th>Line</th> <th>(dB)</th> <th>Level</th> <th>Factor</th> <th>Loss</th> <th>Factor</th> <th></th> </tr> <tr> <th>MHz</th> <th>dBuV/m</th> <th>dBuV/m</th> <th>dB</th> <th>dBuV</th> <th>dB/m</th> <th>dB</th> <th>dB</th> <th>cm</th> <th>deg</th> </tr> </thead> <tbody> <tr> <td>1</td> <td>5230.00</td> <td>105.67</td> <td>-----</td> <td>-----</td> <td>91.64</td> <td>34.86</td> <td>11.04</td> <td>31.87</td> <td>337</td> <td>74 PEAK</td> </tr> </tbody> </table>	Limit	Margin	Read	Ant	Cable	Preamp	APos	TPos	Remark	Freq	Level	Line	(dB)	Level	Factor	Loss	Factor		MHz	dBuV/m	dBuV/m	dB	dBuV	dB/m	dB	dB	cm	deg	1	5230.00	105.67	-----	-----	91.64	34.86	11.04	31.87	337	74 PEAK
	Limit	Margin	Read	Ant	Cable	Preamp	APos	TPos	Remark																																																																							
Freq	Level	Line	(dB)	Level	Factor	Loss	Factor																																																																									
MHz	dBuV/m	dBuV/m	dB	dBuV	dB/m	dB	dB	cm	deg																																																																							
1	5144.35	53.78	74.00	-20.22	39.59	34.87	11.09	31.77	337	74 PEAK																																																																						
Limit	Margin	Read	Ant	Cable	Preamp	APos	TPos	Remark																																																																								
Freq	Level	Line	(dB)	Level	Factor	Loss	Factor																																																																									
MHz	dBuV/m	dBuV/m	dB	dBuV	dB/m	dB	dB	cm	deg																																																																							
1	5230.00	105.67	-----	-----	91.64	34.86	11.04	31.87	337	74 PEAK																																																																						
Avg	<table border="1"> <thead> <tr> <th>Limit</th> <th>Margin</th> <th>Read</th> <th>Ant</th> <th>Cable</th> <th>Preamp</th> <th>APos</th> <th>TPos</th> <th>Remark</th> </tr> <tr> <th>Freq</th> <th>Level</th> <th>Line</th> <th>(dB)</th> <th>Level</th> <th>Factor</th> <th>Loss</th> <th>Factor</th> <th></th> </tr> <tr> <th>MHz</th> <th>dBuV/m</th> <th>dBuV/m</th> <th>dB</th> <th>dBuV</th> <th>dB/m</th> <th>dB</th> <th>dB</th> <th>cm</th> <th>deg</th> </tr> </thead> <tbody> <tr> <td>1</td> <td>5148.93</td> <td>45.42</td> <td>54.00</td> <td>-8.58</td> <td>31.24</td> <td>34.87</td> <td>11.09</td> <td>31.78</td> <td>337</td> <td>74 AVERAGE</td> </tr> </tbody> </table>	Limit	Margin	Read	Ant	Cable	Preamp	APos	TPos	Remark	Freq	Level	Line	(dB)	Level	Factor	Loss	Factor		MHz	dBuV/m	dBuV/m	dB	dBuV	dB/m	dB	dB	cm	deg	1	5148.93	45.42	54.00	-8.58	31.24	34.87	11.09	31.78	337	74 AVERAGE	<table border="1"> <thead> <tr> <th>Limit</th> <th>Margin</th> <th>Read</th> <th>Ant</th> <th>Cable</th> <th>Preamp</th> <th>APos</th> <th>TPos</th> <th>Remark</th> </tr> <tr> <th>Freq</th> <th>Level</th> <th>Line</th> <th>(dB)</th> <th>Level</th> <th>Factor</th> <th>Loss</th> <th>Factor</th> <th></th> </tr> <tr> <th>MHz</th> <th>dBuV/m</th> <th>dBuV/m</th> <th>dB</th> <th>dBuV</th> <th>dB/m</th> <th>dB</th> <th>dB</th> <th>cm</th> <th>deg</th> </tr> </thead> <tbody> <tr> <td>1</td> <td>5230.00</td> <td>98.72</td> <td>-----</td> <td>-----</td> <td>84.71</td> <td>34.85</td> <td>11.04</td> <td>31.88</td> <td>337</td> <td>74 AVERAGE</td> </tr> </tbody> </table>	Limit	Margin	Read	Ant	Cable	Preamp	APos	TPos	Remark	Freq	Level	Line	(dB)	Level	Factor	Loss	Factor		MHz	dBuV/m	dBuV/m	dB	dBuV	dB/m	dB	dB	cm	deg	1	5230.00	98.72	-----	-----	84.71	34.85	11.04	31.88	337	74 AVERAGE
Limit	Margin	Read	Ant	Cable	Preamp	APos	TPos	Remark																																																																								
Freq	Level	Line	(dB)	Level	Factor	Loss	Factor																																																																									
MHz	dBuV/m	dBuV/m	dB	dBuV	dB/m	dB	dB	cm	deg																																																																							
1	5148.93	45.42	54.00	-8.58	31.24	34.87	11.09	31.78	337	74 AVERAGE																																																																						
Limit	Margin	Read	Ant	Cable	Preamp	APos	TPos	Remark																																																																								
Freq	Level	Line	(dB)	Level	Factor	Loss	Factor																																																																									
MHz	dBuV/m	dBuV/m	dB	dBuV	dB/m	dB	dB	cm	deg																																																																							
1	5230.00	98.72	-----	-----	84.71	34.85	11.04	31.88	337	74 AVERAGE																																																																						



Mode	32																																								
	Band Edge - R																																								
	U-NII-1_5.15-5.25_802.11ax HE40_CH46_Full_5230MHz																																								
ANT	CDD 5+7																																								
Pol.	Horizontal	Fundamental																																							
Peak	<p>Date: 2024-03-05</p> <table border="1"> <thead> <tr> <th>Limit</th> <th>Margin</th> <th>Read</th> <th>Ant</th> <th>Cable</th> <th>Preamp</th> <th>APos</th> <th>TPos</th> <th>Remark</th> </tr> <tr> <th>Freq</th> <th>Level</th> <th>Line</th> <th>(dB)</th> <th>Level</th> <th>Factor</th> <th>Loss</th> <th>Factor</th> <th></th> </tr> <tr> <th>MHz</th> <th>dBuV/m</th> <th>dBuV/m</th> <th>dB</th> <th>dBuV</th> <th>dB/m</th> <th>dB</th> <th>dB</th> <th>cm</th> <th>deg</th> </tr> </thead> <tbody> <tr> <td>1</td> <td>5360.09</td> <td>51.91</td> <td>74.00</td> <td>-22.09</td> <td>38.18</td> <td>34.83</td> <td>10.94</td> <td>32.04</td> <td>337</td> <td>74 PEAK</td> </tr> </tbody> </table>	Limit	Margin	Read	Ant	Cable	Preamp	APos	TPos	Remark	Freq	Level	Line	(dB)	Level	Factor	Loss	Factor		MHz	dBuV/m	dBuV/m	dB	dBuV	dB/m	dB	dB	cm	deg	1	5360.09	51.91	74.00	-22.09	38.18	34.83	10.94	32.04	337	74 PEAK	Blank
Limit	Margin	Read	Ant	Cable	Preamp	APos	TPos	Remark																																	
Freq	Level	Line	(dB)	Level	Factor	Loss	Factor																																		
MHz	dBuV/m	dBuV/m	dB	dBuV	dB/m	dB	dB	cm	deg																																
1	5360.09	51.91	74.00	-22.09	38.18	34.83	10.94	32.04	337	74 PEAK																															
Avg	<p>Date: 2024-03-05</p> <table border="1"> <thead> <tr> <th>Limit</th> <th>Margin</th> <th>Read</th> <th>Ant</th> <th>Cable</th> <th>Preamp</th> <th>APos</th> <th>TPos</th> <th>Remark</th> </tr> <tr> <th>Freq</th> <th>Level</th> <th>Line</th> <th>(dB)</th> <th>Level</th> <th>Factor</th> <th>Loss</th> <th>Factor</th> <th></th> </tr> <tr> <th>MHz</th> <th>dBuV/m</th> <th>dBuV/m</th> <th>dB</th> <th>dBuV</th> <th>dB/m</th> <th>dB</th> <th>dB</th> <th>cm</th> <th>deg</th> </tr> </thead> <tbody> <tr> <td>1</td> <td>5352.27</td> <td>42.85</td> <td>54.00</td> <td>-11.15</td> <td>29.11</td> <td>34.83</td> <td>10.94</td> <td>32.03</td> <td>337</td> <td>74 AVERAGE</td> </tr> </tbody> </table>	Limit	Margin	Read	Ant	Cable	Preamp	APos	TPos	Remark	Freq	Level	Line	(dB)	Level	Factor	Loss	Factor		MHz	dBuV/m	dBuV/m	dB	dBuV	dB/m	dB	dB	cm	deg	1	5352.27	42.85	54.00	-11.15	29.11	34.83	10.94	32.03	337	74 AVERAGE	Blank
Limit	Margin	Read	Ant	Cable	Preamp	APos	TPos	Remark																																	
Freq	Level	Line	(dB)	Level	Factor	Loss	Factor																																		
MHz	dBuV/m	dBuV/m	dB	dBuV	dB/m	dB	dB	cm	deg																																
1	5352.27	42.85	54.00	-11.15	29.11	34.83	10.94	32.03	337	74 AVERAGE																															



Mode	32																																																																																	
	Band Edge - L																																																																																	
	U-NII-1_5.15-5.25_802.11ax HE40_CH46_Full_5230MHz																																																																																	
ANT	CDD 5+7																																																																																	
Pol.	Vertical	Fundamental																																																																																
Peak	<table border="1"> <thead> <tr> <th>Limit</th> <th>Margin</th> <th>Read</th> <th>Ant</th> <th>Cable</th> <th>Preamp</th> <th>APos</th> <th>TPos</th> <th>Remark</th> </tr> <tr> <th>Freq</th> <th>Level</th> <th>Line</th> <th>(dB)</th> <th>Level</th> <th>Factor</th> <th>Loss</th> <th>Factor</th> <th></th> </tr> <tr> <th>MHz</th> <th>dBuV/m</th> <th>dBuV/m</th> <th>dB</th> <th>dBuV</th> <th>dB/m</th> <th>dB</th> <th>dB</th> <th>cm</th> <th>deg</th> </tr> </thead> <tbody> <tr> <td>1</td> <td>5148.93</td> <td>56.14</td> <td>74.00</td> <td>-17.86</td> <td>41.96</td> <td>34.87</td> <td>11.09</td> <td>31.78</td> <td>317</td> <td>250</td> <td>PEAK</td> </tr> </tbody> </table>	Limit	Margin	Read	Ant	Cable	Preamp	APos	TPos	Remark	Freq	Level	Line	(dB)	Level	Factor	Loss	Factor		MHz	dBuV/m	dBuV/m	dB	dBuV	dB/m	dB	dB	cm	deg	1	5148.93	56.14	74.00	-17.86	41.96	34.87	11.09	31.78	317	250	PEAK	<table border="1"> <thead> <tr> <th>Limit</th> <th>Margin</th> <th>Read</th> <th>Ant</th> <th>Cable</th> <th>Preamp</th> <th>APos</th> <th>TPos</th> <th>Remark</th> </tr> <tr> <th>Freq</th> <th>Level</th> <th>Line</th> <th>(dB)</th> <th>Level</th> <th>Factor</th> <th>Loss</th> <th>Factor</th> <th></th> </tr> <tr> <th>MHz</th> <th>dBuV/m</th> <th>dBuV/m</th> <th>dB</th> <th>dBuV</th> <th>dB/m</th> <th>dB</th> <th>dB</th> <th>cm</th> <th>deg</th> </tr> </thead> <tbody> <tr> <td>1</td> <td>5230.00</td> <td>106.60</td> <td>-----</td> <td>-----</td> <td>92.59</td> <td>34.85</td> <td>11.04</td> <td>31.88</td> <td>317</td> <td>250</td> <td>PEAK</td> </tr> </tbody> </table>	Limit	Margin	Read	Ant	Cable	Preamp	APos	TPos	Remark	Freq	Level	Line	(dB)	Level	Factor	Loss	Factor		MHz	dBuV/m	dBuV/m	dB	dBuV	dB/m	dB	dB	cm	deg	1	5230.00	106.60	-----	-----	92.59	34.85	11.04	31.88	317	250	PEAK
	Limit	Margin	Read	Ant	Cable	Preamp	APos	TPos	Remark																																																																									
Freq	Level	Line	(dB)	Level	Factor	Loss	Factor																																																																											
MHz	dBuV/m	dBuV/m	dB	dBuV	dB/m	dB	dB	cm	deg																																																																									
1	5148.93	56.14	74.00	-17.86	41.96	34.87	11.09	31.78	317	250	PEAK																																																																							
Limit	Margin	Read	Ant	Cable	Preamp	APos	TPos	Remark																																																																										
Freq	Level	Line	(dB)	Level	Factor	Loss	Factor																																																																											
MHz	dBuV/m	dBuV/m	dB	dBuV	dB/m	dB	dB	cm	deg																																																																									
1	5230.00	106.60	-----	-----	92.59	34.85	11.04	31.88	317	250	PEAK																																																																							
Avg	<table border="1"> <thead> <tr> <th>Limit</th> <th>Margin</th> <th>Read</th> <th>Ant</th> <th>Cable</th> <th>Preamp</th> <th>APos</th> <th>TPos</th> <th>Remark</th> </tr> <tr> <th>Freq</th> <th>Level</th> <th>Line</th> <th>(dB)</th> <th>Level</th> <th>Factor</th> <th>Loss</th> <th>Factor</th> <th></th> </tr> <tr> <th>MHz</th> <th>dBuV/m</th> <th>dBuV/m</th> <th>dB</th> <th>dBuV</th> <th>dB/m</th> <th>dB</th> <th>dB</th> <th>cm</th> <th>deg</th> </tr> </thead> <tbody> <tr> <td>1</td> <td>5148.72</td> <td>46.76</td> <td>54.00</td> <td>-7.24</td> <td>32.58</td> <td>34.87</td> <td>11.09</td> <td>31.78</td> <td>317</td> <td>250</td> <td>AVERAGE</td> </tr> </tbody> </table>	Limit	Margin	Read	Ant	Cable	Preamp	APos	TPos	Remark	Freq	Level	Line	(dB)	Level	Factor	Loss	Factor		MHz	dBuV/m	dBuV/m	dB	dBuV	dB/m	dB	dB	cm	deg	1	5148.72	46.76	54.00	-7.24	32.58	34.87	11.09	31.78	317	250	AVERAGE	<table border="1"> <thead> <tr> <th>Limit</th> <th>Margin</th> <th>Read</th> <th>Ant</th> <th>Cable</th> <th>Preamp</th> <th>APos</th> <th>TPos</th> <th>Remark</th> </tr> <tr> <th>Freq</th> <th>Level</th> <th>Line</th> <th>(dB)</th> <th>Level</th> <th>Factor</th> <th>Loss</th> <th>Factor</th> <th></th> </tr> <tr> <th>MHz</th> <th>dBuV/m</th> <th>dBuV/m</th> <th>dB</th> <th>dBuV</th> <th>dB/m</th> <th>dB</th> <th>dB</th> <th>cm</th> <th>deg</th> </tr> </thead> <tbody> <tr> <td>1</td> <td>5230.00</td> <td>98.02</td> <td>-----</td> <td>-----</td> <td>84.01</td> <td>34.85</td> <td>11.04</td> <td>31.88</td> <td>317</td> <td>250</td> <td>AVERAGE</td> </tr> </tbody> </table>	Limit	Margin	Read	Ant	Cable	Preamp	APos	TPos	Remark	Freq	Level	Line	(dB)	Level	Factor	Loss	Factor		MHz	dBuV/m	dBuV/m	dB	dBuV	dB/m	dB	dB	cm	deg	1	5230.00	98.02	-----	-----	84.01	34.85	11.04	31.88	317	250	AVERAGE
Limit	Margin	Read	Ant	Cable	Preamp	APos	TPos	Remark																																																																										
Freq	Level	Line	(dB)	Level	Factor	Loss	Factor																																																																											
MHz	dBuV/m	dBuV/m	dB	dBuV	dB/m	dB	dB	cm	deg																																																																									
1	5148.72	46.76	54.00	-7.24	32.58	34.87	11.09	31.78	317	250	AVERAGE																																																																							
Limit	Margin	Read	Ant	Cable	Preamp	APos	TPos	Remark																																																																										
Freq	Level	Line	(dB)	Level	Factor	Loss	Factor																																																																											
MHz	dBuV/m	dBuV/m	dB	dBuV	dB/m	dB	dB	cm	deg																																																																									
1	5230.00	98.02	-----	-----	84.01	34.85	11.04	31.88	317	250	AVERAGE																																																																							



Mode	32																																									
	Band Edge - R																																									
	U-NII-1_5.15-5.25_802.11ax HE40_CH46_Full_5230MHz																																									
ANT	CDD 5+7																																									
Pol.	Vertical	Fundamental																																								
Peak	<table border="1"> <thead> <tr> <th>Limit</th> <th>Margin</th> <th>Read</th> <th>Ant</th> <th>Cable</th> <th>Preamp</th> <th>APos</th> <th>TPos</th> <th>Remark</th> </tr> <tr> <th>Freq</th> <th>Level</th> <th>Line</th> <th>(dB)</th> <th>Level</th> <th>Factor</th> <th>Loss</th> <th>Factor</th> <th></th> </tr> <tr> <th>MHz</th> <th>dBuV/m</th> <th>dBuV/m</th> <th>dB</th> <th>dBuV</th> <th>dB/m</th> <th>dB</th> <th>dB</th> <th>cm</th> <th>deg</th> </tr> </thead> <tbody> <tr> <td>1</td> <td>5421.48</td> <td>52.27</td> <td>74.00</td> <td>-21.73</td> <td>38.61</td> <td>34.82</td> <td>10.96</td> <td>32.12</td> <td>317</td> <td>250</td> <td>PEAK</td> </tr> </tbody> </table>	Limit	Margin	Read	Ant	Cable	Preamp	APos	TPos	Remark	Freq	Level	Line	(dB)	Level	Factor	Loss	Factor		MHz	dBuV/m	dBuV/m	dB	dBuV	dB/m	dB	dB	cm	deg	1	5421.48	52.27	74.00	-21.73	38.61	34.82	10.96	32.12	317	250	PEAK	Blank
Limit	Margin	Read	Ant	Cable	Preamp	APos	TPos	Remark																																		
Freq	Level	Line	(dB)	Level	Factor	Loss	Factor																																			
MHz	dBuV/m	dBuV/m	dB	dBuV	dB/m	dB	dB	cm	deg																																	
1	5421.48	52.27	74.00	-21.73	38.61	34.82	10.96	32.12	317	250	PEAK																															
Avg	<table border="1"> <thead> <tr> <th>Limit</th> <th>Margin</th> <th>Read</th> <th>Ant</th> <th>Cable</th> <th>Preamp</th> <th>APos</th> <th>TPos</th> <th>Remark</th> </tr> <tr> <th>Freq</th> <th>Level</th> <th>Line</th> <th>(dB)</th> <th>Level</th> <th>Factor</th> <th>Loss</th> <th>Factor</th> <th></th> </tr> <tr> <th>MHz</th> <th>dBuV/m</th> <th>dBuV/m</th> <th>dB</th> <th>dBuV</th> <th>dB/m</th> <th>dB</th> <th>dB</th> <th>cm</th> <th>deg</th> </tr> </thead> <tbody> <tr> <td>1</td> <td>5355.93</td> <td>42.63</td> <td>54.00</td> <td>-11.37</td> <td>28.90</td> <td>34.83</td> <td>10.94</td> <td>32.04</td> <td>317</td> <td>250</td> <td>AVERAGE</td> </tr> </tbody> </table>	Limit	Margin	Read	Ant	Cable	Preamp	APos	TPos	Remark	Freq	Level	Line	(dB)	Level	Factor	Loss	Factor		MHz	dBuV/m	dBuV/m	dB	dBuV	dB/m	dB	dB	cm	deg	1	5355.93	42.63	54.00	-11.37	28.90	34.83	10.94	32.04	317	250	AVERAGE	Blank
Limit	Margin	Read	Ant	Cable	Preamp	APos	TPos	Remark																																		
Freq	Level	Line	(dB)	Level	Factor	Loss	Factor																																			
MHz	dBuV/m	dBuV/m	dB	dBuV	dB/m	dB	dB	cm	deg																																	
1	5355.93	42.63	54.00	-11.37	28.90	34.83	10.94	32.04	317	250	AVERAGE																															



Mode	32																																																																																																
	Harmonic																																																																																																
	U-NII-1_5.15-5.25_802.11ax HE40_CH46_Full_5230MHz																																																																																																
ANT	CDD 5+7																																																																																																
Pol.	Horizontal	Vertical																																																																																															
Peak Avg	<p>Date: 2024-03-08</p>	<p>Date: 2024-03-08</p>																																																																																															
	<table border="1"> <thead> <tr> <th>Limit</th> <th>Read</th> <th>Ant</th> <th>Cable</th> <th>Preamp</th> <th>Apos</th> <th>TPos</th> <th>Remark</th> </tr> <tr> <th>Freq</th> <th>Level</th> <th>Line Margin</th> <th>Level</th> <th>Factor</th> <th>Loss Factor</th> <th></th> <th></th> </tr> <tr> <th>MHz</th> <th>dBuV/m</th> <th>dBuV/m</th> <th>dB</th> <th>dBuV</th> <th>dB/m</th> <th>dB</th> <th>dB</th> </tr> </thead> <tbody> <tr> <td>1</td> <td>10460.00</td> <td>50.27</td> <td>68.30</td> <td>-18.03</td> <td>47.37</td> <td>39.48</td> <td>14.21</td> <td>50.79</td> <td>--</td> <td>--</td> <td>Peak</td> </tr> <tr> <td>2</td> <td>15690.00</td> <td>50.74</td> <td>74.00</td> <td>-23.26</td> <td>43.41</td> <td>41.91</td> <td>16.97</td> <td>51.55</td> <td>--</td> <td>--</td> <td>Peak</td> </tr> </tbody> </table>	Limit	Read	Ant	Cable	Preamp	Apos	TPos	Remark	Freq	Level	Line Margin	Level	Factor	Loss Factor			MHz	dBuV/m	dBuV/m	dB	dBuV	dB/m	dB	dB	1	10460.00	50.27	68.30	-18.03	47.37	39.48	14.21	50.79	--	--	Peak	2	15690.00	50.74	74.00	-23.26	43.41	41.91	16.97	51.55	--	--	Peak	<table border="1"> <thead> <tr> <th>Limit</th> <th>Read</th> <th>Ant</th> <th>Cable</th> <th>Preamp</th> <th>Apos</th> <th>TPos</th> <th>Remark</th> </tr> <tr> <th>Freq</th> <th>Level</th> <th>Line Margin</th> <th>Level</th> <th>Factor</th> <th>Loss Factor</th> <th></th> <th></th> </tr> <tr> <th>MHz</th> <th>dBuV/m</th> <th>dBuV/m</th> <th>dB</th> <th>dBuV</th> <th>dB/m</th> <th>dB</th> <th>dB</th> </tr> </thead> <tbody> <tr> <td>1</td> <td>10460.00</td> <td>48.92</td> <td>68.30</td> <td>-19.38</td> <td>46.02</td> <td>39.48</td> <td>14.21</td> <td>50.79</td> <td>--</td> <td>--</td> <td>Peak</td> </tr> <tr> <td>2</td> <td>15690.00</td> <td>50.24</td> <td>74.00</td> <td>-23.76</td> <td>42.91</td> <td>41.91</td> <td>16.97</td> <td>51.55</td> <td>--</td> <td>--</td> <td>Peak</td> </tr> </tbody> </table>	Limit	Read	Ant	Cable	Preamp	Apos	TPos	Remark	Freq	Level	Line Margin	Level	Factor	Loss Factor			MHz	dBuV/m	dBuV/m	dB	dBuV	dB/m	dB	dB	1	10460.00	48.92	68.30	-19.38	46.02	39.48	14.21	50.79	--	--	Peak	2	15690.00	50.24	74.00	-23.76	42.91	41.91	16.97	51.55	--	--
Limit	Read	Ant	Cable	Preamp	Apos	TPos	Remark																																																																																										
Freq	Level	Line Margin	Level	Factor	Loss Factor																																																																																												
MHz	dBuV/m	dBuV/m	dB	dBuV	dB/m	dB	dB																																																																																										
1	10460.00	50.27	68.30	-18.03	47.37	39.48	14.21	50.79	--	--	Peak																																																																																						
2	15690.00	50.74	74.00	-23.26	43.41	41.91	16.97	51.55	--	--	Peak																																																																																						
Limit	Read	Ant	Cable	Preamp	Apos	TPos	Remark																																																																																										
Freq	Level	Line Margin	Level	Factor	Loss Factor																																																																																												
MHz	dBuV/m	dBuV/m	dB	dBuV	dB/m	dB	dB																																																																																										
1	10460.00	48.92	68.30	-19.38	46.02	39.48	14.21	50.79	--	--	Peak																																																																																						
2	15690.00	50.24	74.00	-23.76	42.91	41.91	16.97	51.55	--	--	Peak																																																																																						