

**Appendix  
for  
DC\_7A\_n2A  
(1850-1910)**

## Catalogue

<b>1.</b>	<b>EFFECTIVE ISOTROPIC RADIATED POWER .....</b>	<b>3</b>
1.1.	TEST RESULTS @ ANT4 (ANTENNA GAIN=-1.00DBI).....	3
<b>2.</b>	<b>PEAK-TO-AVERAGE RATIO .....</b>	<b>5</b>
2.1.	TEST RESULTS .....	5
2.2.	TEST PLOTS.....	5
<b>3.</b>	<b>MODULATION CHARACTERISTICS .....</b>	<b>6</b>
3.1.	TEST PLOTS.....	6
<b>4.</b>	<b>99% OCCUPIED BANDWIDTH &amp; 26DB EMISSION BANDWIDTH .....</b>	<b>8</b>
4.1.	TEST RESULTS .....	8
4.2.	TEST PLOTS.....	9
<b>5.</b>	<b>CONDUCTED BAND EDGES .....</b>	<b>13</b>
5.1.	TEST PLOTS.....	13
<b>6.</b>	<b>CONDUCTED SPURIOUS EMISSION .....</b>	<b>18</b>
6.1.	TEST PLOTS.....	18
<b>7.</b>	<b>FREQUENCY STABILITY .....</b>	<b>22</b>
7.1.	TEST RESULTS .....	22

### 1. Effective Isotropic Radiated Power

#### 1.1. Test Results @ Ant4 (Antenna Gain=-1.00dBi)

SCS	Bandwidth	Channel	Modulation	Conducted Result (dBm)			Max EIRP (dBm)	Limit (dBm)	Verdict
				Inner_1RB_Left	Inner_1RB_Right	Inner_Full			
15KHz	5MHz	LCH	DFT-Pi2BPSK	23.21	23.10	22.97	22.21	30.00	Pass
15KHz	5MHz	LCH	DFT-QPSK	23.45	23.19	23.26	22.45	30.00	Pass
15KHz	5MHz	LCH	DFT-16QAM	22.89	22.74	22.71	21.89	30.00	Pass
15KHz	5MHz	LCH	DFT-64QAM	21.18	21.08	21.41	20.41	30.00	Pass
15KHz	5MHz	LCH	DFT-256QAM	18.83	18.66	19.31	18.31	30.00	Pass
15KHz	5MHz	LCH	CP-QPSK	22.13	22.10	21.82	21.13	30.00	Pass
15KHz	5MHz	MCH	DFT-Pi2BPSK	22.93	22.89	23.06	22.06	30.00	Pass
15KHz	5MHz	MCH	DFT-QPSK	22.97	22.86	23.09	22.09	30.00	Pass
15KHz	5MHz	MCH	DFT-16QAM	22.47	22.37	22.60	21.60	30.00	Pass
15KHz	5MHz	MCH	DFT-64QAM	21.30	21.17	21.18	20.30	30.00	Pass
15KHz	5MHz	MCH	DFT-256QAM	18.65	18.55	19.07	18.07	30.00	Pass
15KHz	5MHz	MCH	CP-QPSK	22.10	21.90	21.97	21.10	30.00	Pass
15KHz	5MHz	HCH	DFT-Pi2BPSK	23.06	22.92	22.95	22.06	30.00	Pass
15KHz	5MHz	HCH	DFT-QPSK	22.93	22.75	22.97	21.97	30.00	Pass
15KHz	5MHz	HCH	DFT-16QAM	22.16	22.01	22.53	21.53	30.00	Pass
15KHz	5MHz	HCH	DFT-64QAM	21.33	21.43	21.06	20.43	30.00	Pass
15KHz	5MHz	HCH	DFT-256QAM	18.83	18.89	18.93	17.93	30.00	Pass
15KHz	5MHz	HCH	CP-QPSK	22.02	21.92	21.94	21.02	30.00	Pass
15KHz	10MHz	LCH	DFT-Pi2BPSK	23.49	23.16	22.77	22.49	30.00	Pass
15KHz	10MHz	LCH	DFT-QPSK	23.21	23.03	23.23	22.23	30.00	Pass
15KHz	10MHz	LCH	DFT-16QAM	22.70	22.31	22.83	21.83	30.00	Pass
15KHz	10MHz	LCH	DFT-64QAM	21.44	21.30	21.26	20.44	30.00	Pass
15KHz	10MHz	LCH	DFT-256QAM	18.91	18.85	18.81	17.91	30.00	Pass
15KHz	10MHz	LCH	CP-QPSK	22.33	22.03	22.08	21.33	30.00	Pass
15KHz	10MHz	MCH	DFT-Pi2BPSK	23.06	23.09	23.08	22.09	30.00	Pass
15KHz	10MHz	MCH	DFT-QPSK	22.95	22.94	23.12	22.12	30.00	Pass
15KHz	10MHz	MCH	DFT-16QAM	22.53	22.55	22.16	21.55	30.00	Pass
15KHz	10MHz	MCH	DFT-64QAM	20.80	20.84	20.57	19.84	30.00	Pass
15KHz	10MHz	MCH	DFT-256QAM	18.60	18.63	19.07	18.07	30.00	Pass
15KHz	10MHz	MCH	CP-QPSK	22.11	22.08	21.52	21.11	30.00	Pass
15KHz	10MHz	HCH	DFT-Pi2BPSK	23.05	23.07	22.97	22.07	30.00	Pass
15KHz	10MHz	HCH	DFT-QPSK	22.91	22.98	23.18	22.18	30.00	Pass
15KHz	10MHz	HCH	DFT-16QAM	22.18	22.20	22.44	21.44	30.00	Pass
15KHz	10MHz	HCH	DFT-64QAM	21.27	21.29	21.21	20.29	30.00	Pass
15KHz	10MHz	HCH	DFT-256QAM	18.75	18.75	18.89	17.89	30.00	Pass
15KHz	10MHz	HCH	CP-QPSK	22.04	22.09	22.14	21.14	30.00	Pass
15KHz	15MHz	LCH	DFT-Pi2BPSK	23.30	23.10	23.28	22.30	30.00	Pass
15KHz	15MHz	LCH	DFT-QPSK	23.25	23.06	23.32	22.32	30.00	Pass
15KHz	15MHz	LCH	DFT-16QAM	22.55	22.53	22.85	21.85	30.00	Pass
15KHz	15MHz	LCH	DFT-64QAM	21.48	21.04	21.32	20.48	30.00	Pass
15KHz	15MHz	LCH	DFT-256QAM	19.04	18.82	19.26	18.26	30.00	Pass
15KHz	15MHz	LCH	CP-QPSK	22.33	22.19	22.32	21.33	30.00	Pass
15KHz	15MHz	MCH	DFT-Pi2BPSK	23.03	23.05	23.05	22.05	30.00	Pass
15KHz	15MHz	MCH	DFT-QPSK	22.98	22.94	23.10	22.10	30.00	Pass
15KHz	15MHz	MCH	DFT-16QAM	22.48	22.43	22.64	21.64	30.00	Pass
15KHz	15MHz	MCH	DFT-64QAM	21.30	21.30	21.12	20.30	30.00	Pass
15KHz	15MHz	MCH	DFT-256QAM	18.84	18.75	19.13	18.13	30.00	Pass
15KHz	15MHz	MCH	CP-QPSK	22.09	22.07	22.14	21.14	30.00	Pass
15KHz	15MHz	HCH	DFT-Pi2BPSK	22.96	23.10	23.08	22.10	30.00	Pass
15KHz	15MHz	HCH	DFT-QPSK	22.86	22.95	23.09	22.09	30.00	Pass
15KHz	15MHz	HCH	DFT-16QAM	22.39	22.62	22.60	21.62	30.00	Pass
15KHz	15MHz	HCH	DFT-64QAM	21.23	21.42	21.10	20.42	30.00	Pass
15KHz	15MHz	HCH	DFT-256QAM	18.69	18.80	18.99	17.99	30.00	Pass
15KHz	15MHz	HCH	CP-QPSK	21.98	22.15	22.09	21.15	30.00	Pass
15KHz	20MHz	LCH	DFT-Pi2BPSK	23.34	23.14	23.31	22.34	30.00	Pass
15KHz	20MHz	LCH	DFT-QPSK	23.16	22.96	23.37	22.37	30.00	Pass
15KHz	20MHz	LCH	DFT-16QAM	22.61	22.40	22.74	21.74	30.00	Pass
15KHz	20MHz	LCH	DFT-64QAM	21.08	20.90	21.40	20.40	30.00	Pass

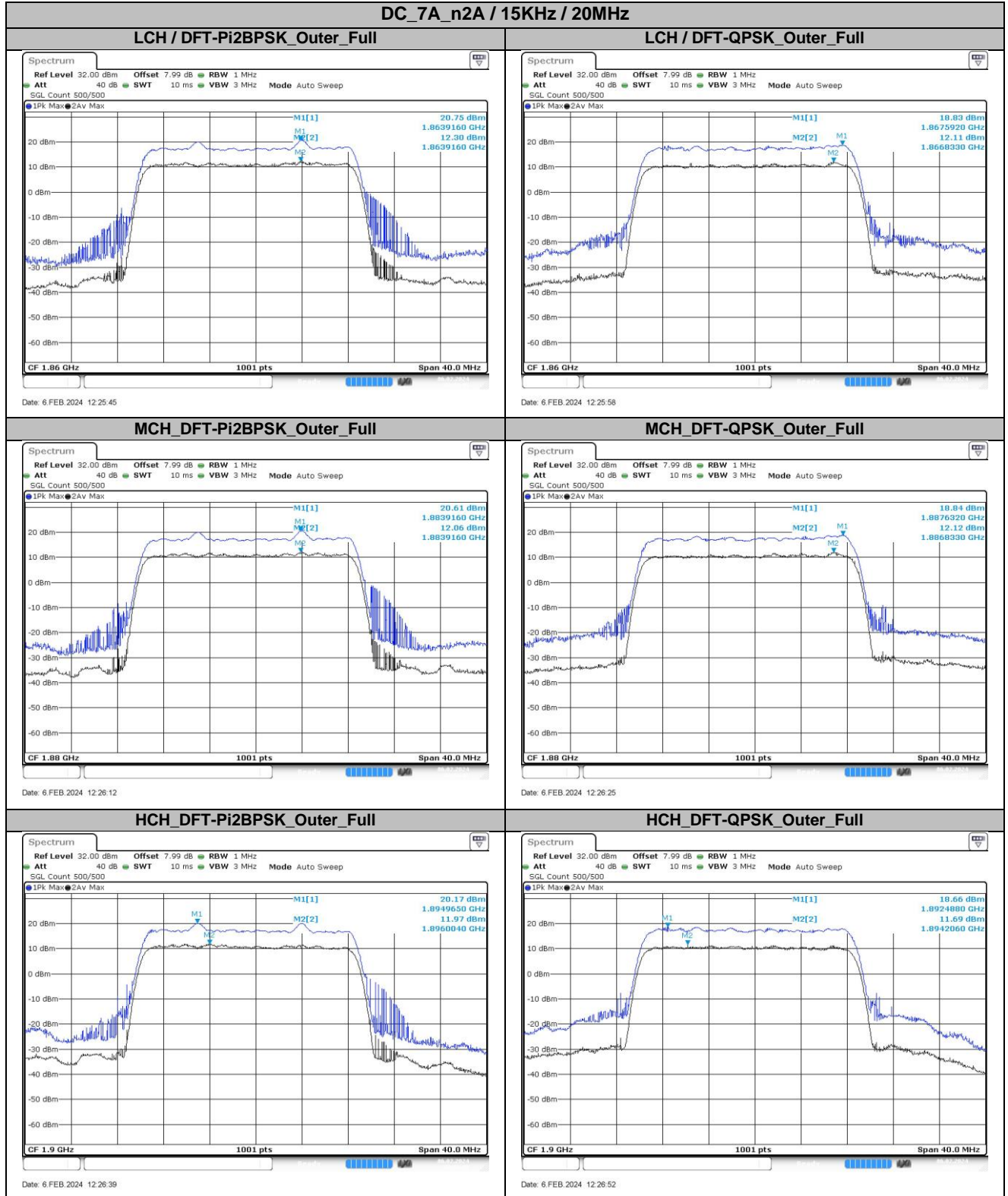
15KHz	20MHz	LCH	DFT-256QAM	19.20	18.85	19.32	18.32	30.00	Pass
15KHz	20MHz	LCH	CP-QPSK	22.35	22.01	22.33	21.35	30.00	Pass
15KHz	20MHz	MCH	DFT-Pi2BPSK	23.08	23.02	23.16	22.16	30.00	Pass
15KHz	20MHz	MCH	DFT-QPSK	22.95	22.95	23.13	22.13	30.00	Pass
15KHz	20MHz	MCH	DFT-16QAM	22.42	22.50	22.67	21.67	30.00	Pass
15KHz	20MHz	MCH	DFT-64QAM	21.29	21.33	21.20	20.33	30.00	Pass
15KHz	20MHz	MCH	DFT-256QAM	18.76	18.81	19.11	18.11	30.00	Pass
15KHz	20MHz	MCH	CP-QPSK	22.15	22.03	22.17	21.17	30.00	Pass
15KHz	20MHz	HCH	DFT-Pi2BPSK	22.97	23.04	23.15	22.15	30.00	Pass
15KHz	20MHz	HCH	DFT-QPSK	22.89	22.98	23.16	22.16	30.00	Pass
15KHz	20MHz	HCH	DFT-16QAM	22.34	22.41	22.60	21.60	30.00	Pass
15KHz	20MHz	HCH	DFT-64QAM	20.88	20.97	21.18	20.18	30.00	Pass
15KHz	20MHz	HCH	DFT-256QAM	18.83	18.85	19.09	18.09	30.00	Pass
15KHz	20MHz	HCH	CP-QPSK	22.06	22.05	22.12	21.12	30.00	Pass

## 2. Peak-to-Average Ratio

### 2.1. Test Results

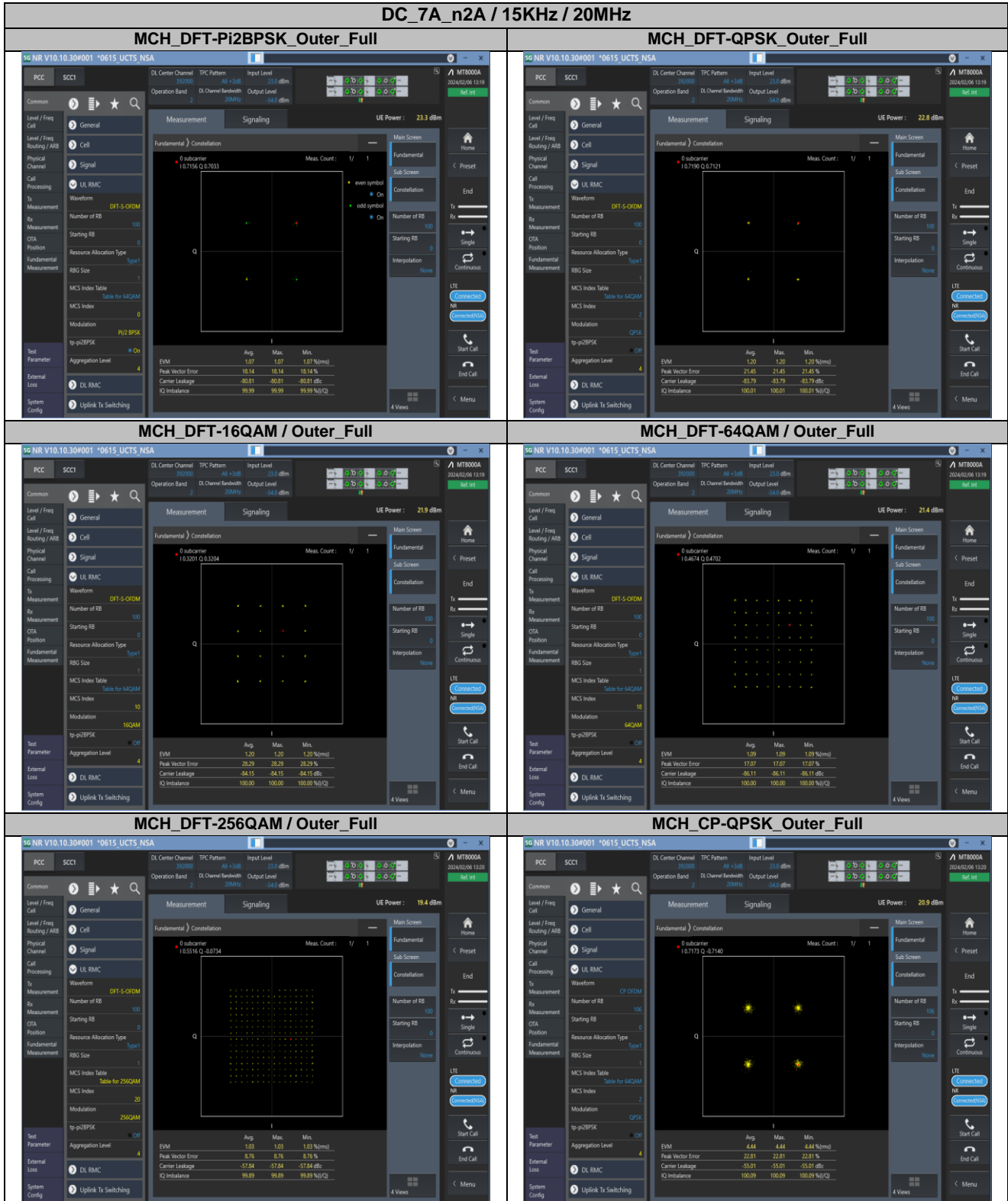
SCS	Bandwidth	Channel	Modulation	Result (dB)		Limit (dB)	Verdict
				DFT-Pi2BPSK	DFT-QPSK		
15KHz	20MHz	LCH	Outer_Full	8.45	6.72	13.00	Pass
15KHz	20MHz	MCH	Outer_Full	8.54	6.73	13.00	Pass
15KHz	20MHz	HCH	Outer_Full	8.20	6.97	13.00	Pass

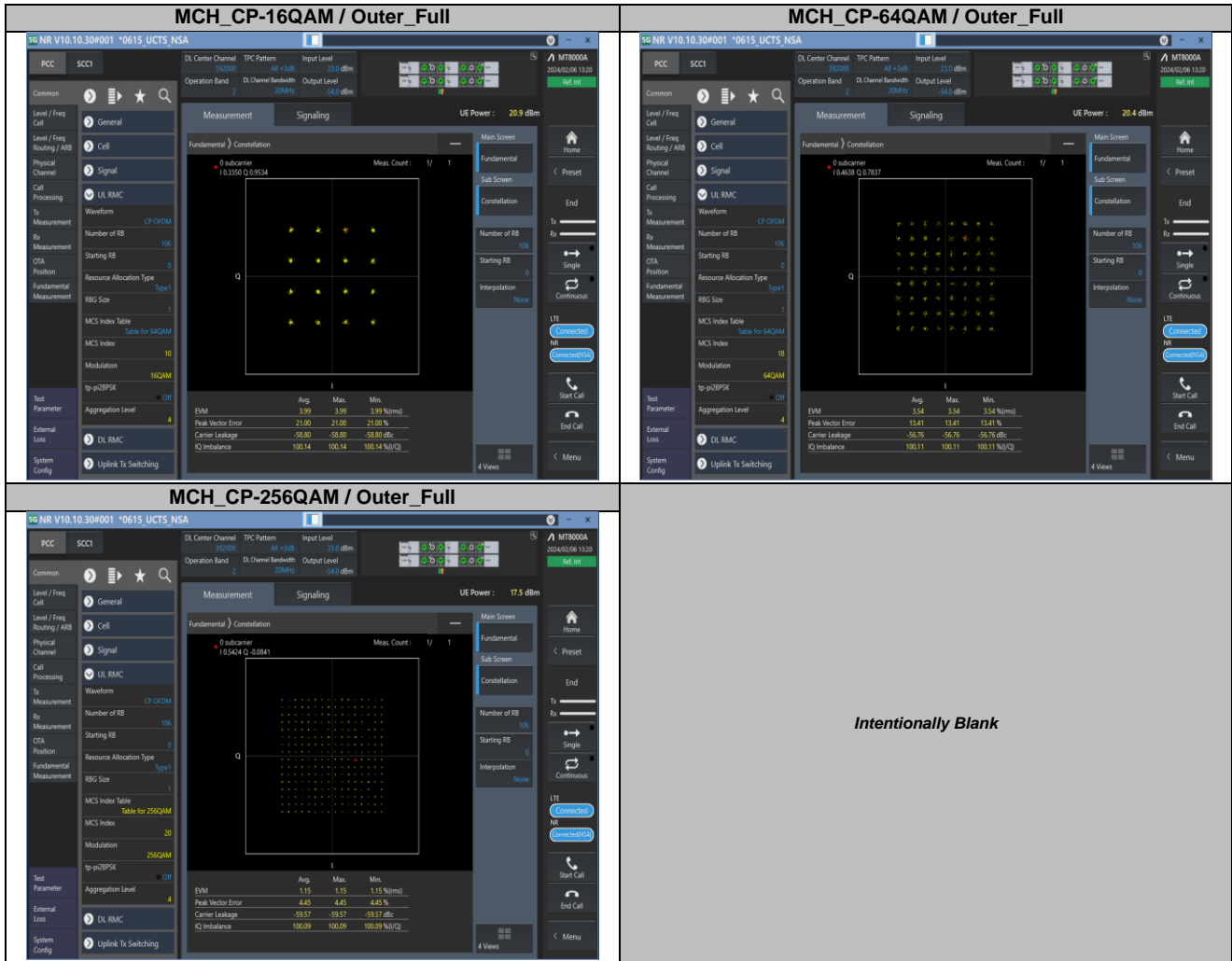
### 2.2. Test Plots



### 3. Modulation Characteristics

#### 3.1. Test Plots





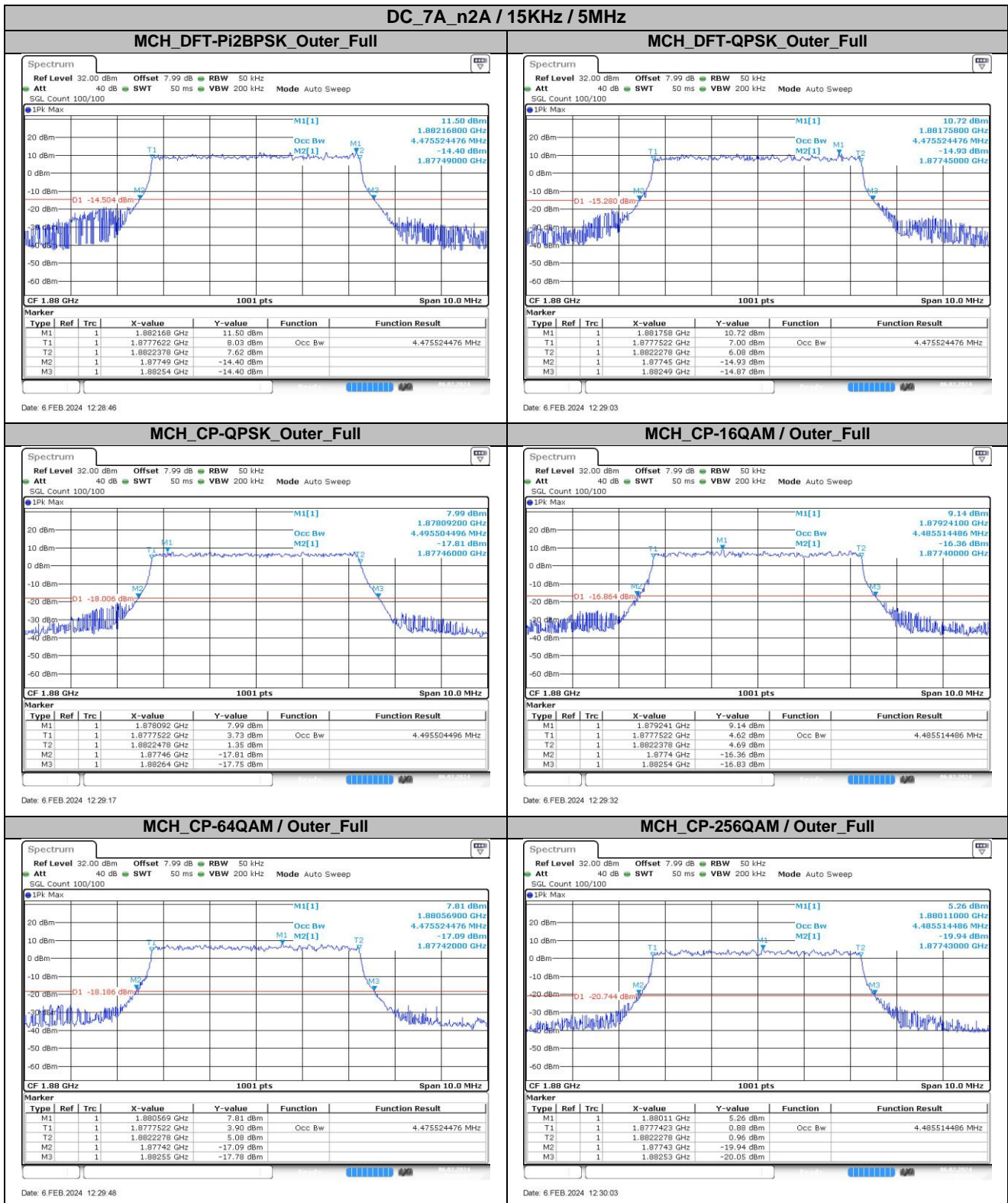
## 4. 99% Occupied Bandwidth & 26dB Emission Bandwidth

### 4.1. Test Results

SCS	Bandwidth	Modulation	RB Config	99% Occupied Bandwidth (MHz)	26dB Emission Bandwidth (MHz)	Verdict
15KHz	5MHz	DFT-Pi2BPSK	Outer_Full	4.48	5.05	Pass
15KHz	5MHz	DFT-QPSK	Outer_Full	4.48	5.04	Pass
15KHz	5MHz	CP-QPSK	Outer_Full	4.50	5.18	Pass
15KHz	5MHz	CP-16QAM	Outer_Full	4.49	5.14	Pass
15KHz	5MHz	CP-64QAM	Outer_Full	4.48	5.13	Pass
15KHz	5MHz	CP-256QAM	Outer_Full	4.49	5.10	Pass
15KHz	10MHz	DFT-Pi2BPSK	Outer_Full	8.93	9.64	Pass
15KHz	10MHz	DFT-QPSK	Outer_Full	8.95	9.72	Pass
15KHz	10MHz	CP-QPSK	Outer_Full	9.27	10.12	Pass
15KHz	10MHz	CP-16QAM	Outer_Full	9.31	10.10	Pass
15KHz	10MHz	CP-64QAM	Outer_Full	9.29	10.04	Pass
15KHz	10MHz	CP-256QAM	Outer_Full	9.31	10.20	Pass
15KHz	15MHz	DFT-Pi2BPSK	Outer_Full	13.43	14.43	Pass
15KHz	15MHz	DFT-QPSK	Outer_Full	13.43	14.37	Pass
15KHz	15MHz	CP-QPSK	Outer_Full	14.12	15.21	Pass
15KHz	15MHz	CP-16QAM	Outer_Full	14.12	15.15	Pass
15KHz	15MHz	CP-64QAM	Outer_Full	14.15	15.15	Pass
15KHz	15MHz	CP-256QAM	Outer_Full	14.09	15.18	Pass
15KHz	20MHz	DFT-Pi2BPSK	Outer_Full	17.86	18.84	Pass
15KHz	20MHz	DFT-QPSK	Outer_Full	17.86	18.88	Pass
15KHz	20MHz	CP-QPSK	Outer_Full	18.94	20.08	Pass
15KHz	20MHz	CP-16QAM	Outer_Full	18.98	20.00	Pass
15KHz	20MHz	CP-64QAM	Outer_Full	18.94	20.20	Pass
15KHz	20MHz	CP-256QAM	Outer_Full	19.02	20.00	Pass

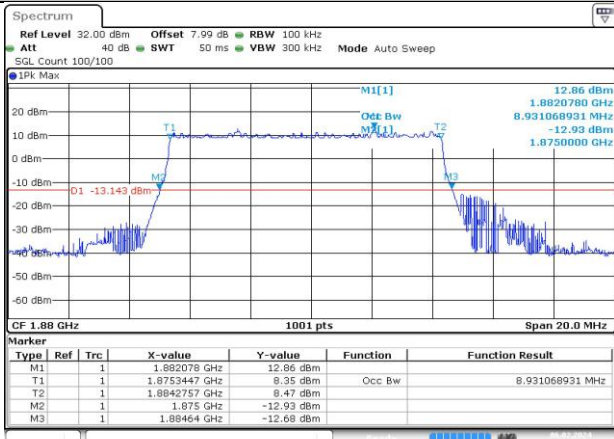


4.2. Test Plots



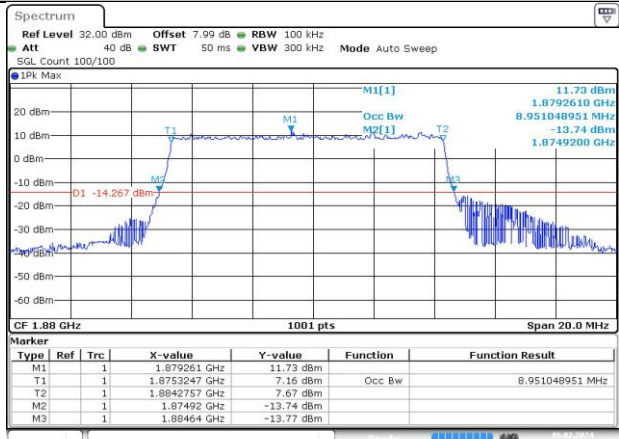
DC\_7A\_n2A / 15KHz / 10MHz

MCH\_DFT-Pi2BPSK\_Outer\_Full



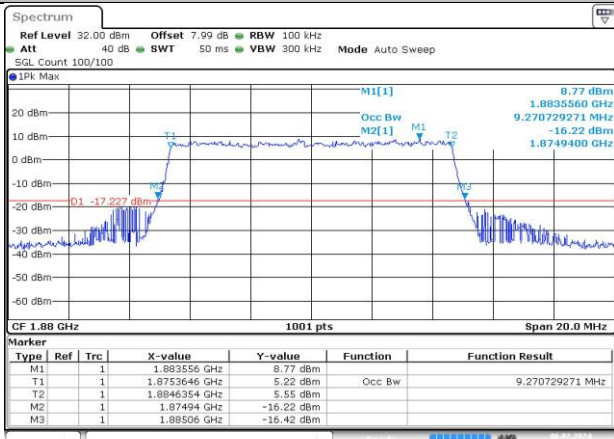
Date: 6 FEB 2024 12:30:22

MCH\_DFT-QPSK\_Outer\_Full



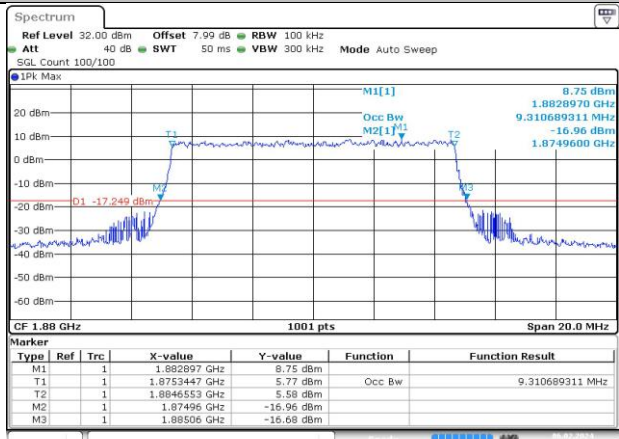
Date: 6 FEB 2024 12:30:39

MCH\_CP-QPSK\_Outer\_Full



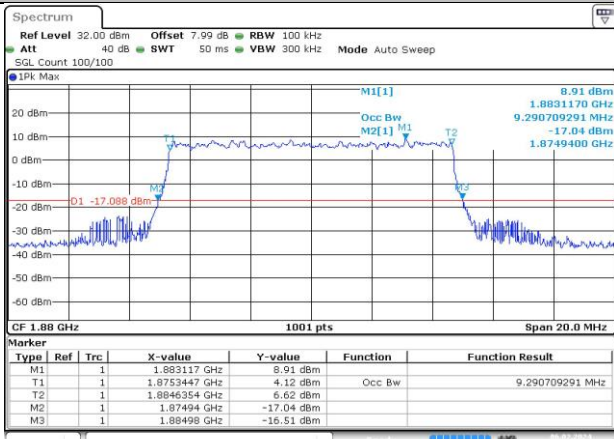
Date: 6 FEB 2024 12:30:55

MCH\_CP-16QAM / Outer\_Full



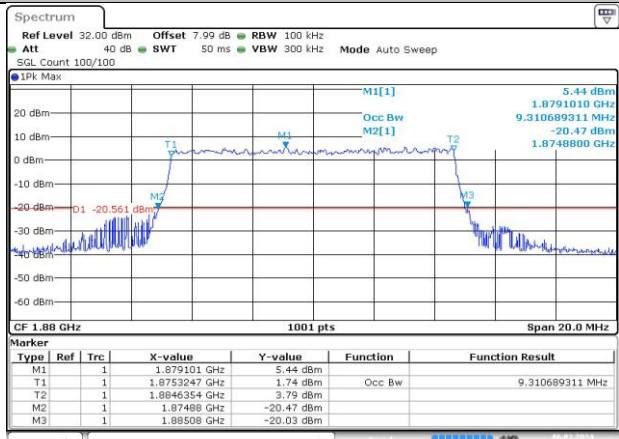
Date: 6 FEB 2024 12:31:11

MCH\_CP-64QAM / Outer\_Full



Date: 6 FEB 2024 12:31:26

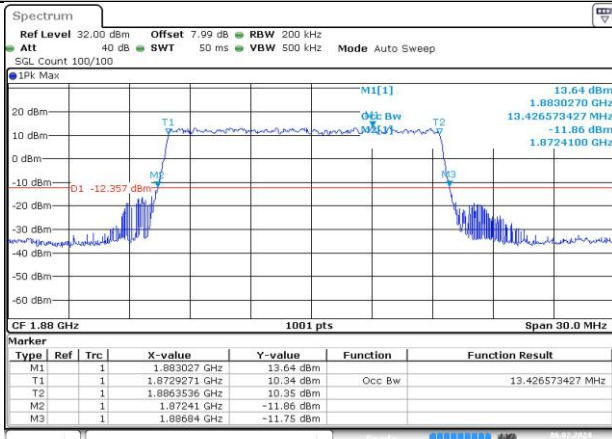
MCH\_CP-256QAM / Outer\_Full



Date: 6 FEB 2024 12:31:41

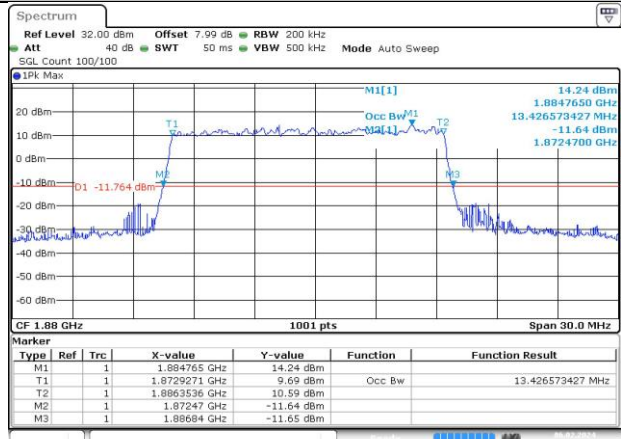
DC\_7A\_n2A / 15KHz / 15MHz

MCH\_DFT-Pi2BPSK\_Outer\_Full



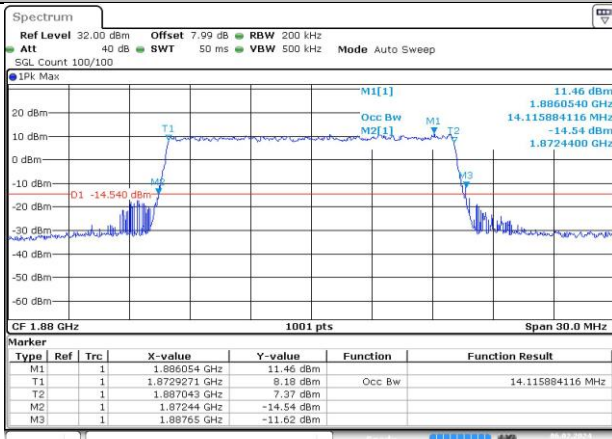
Date: 6 FEB 2024 12:31:59

MCH\_DFT-QPSK\_Outer\_Full



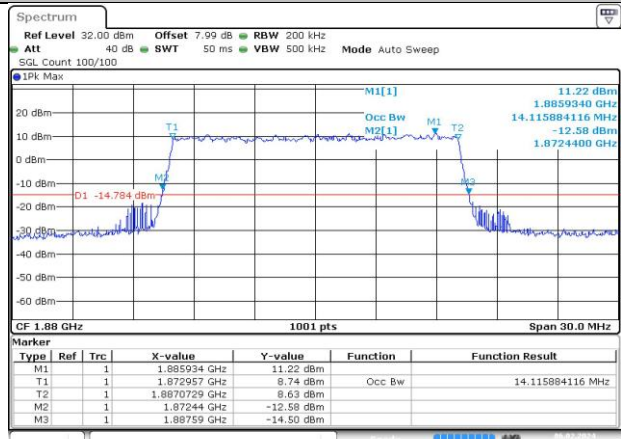
Date: 6 FEB 2024 12:32:16

MCH\_CP-QPSK\_Outer\_Full



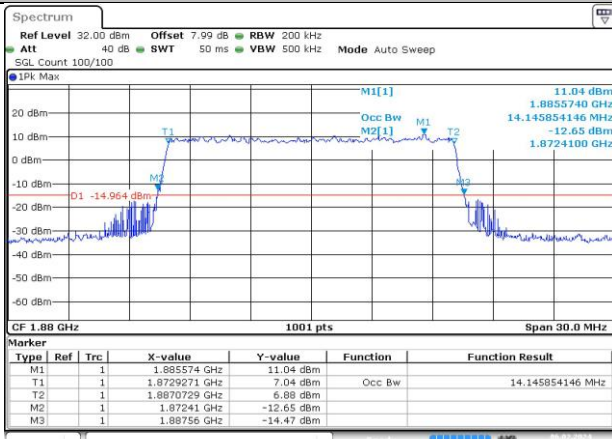
Date: 6 FEB 2024 12:32:32

MCH\_CP-16QAM / Outer\_Full



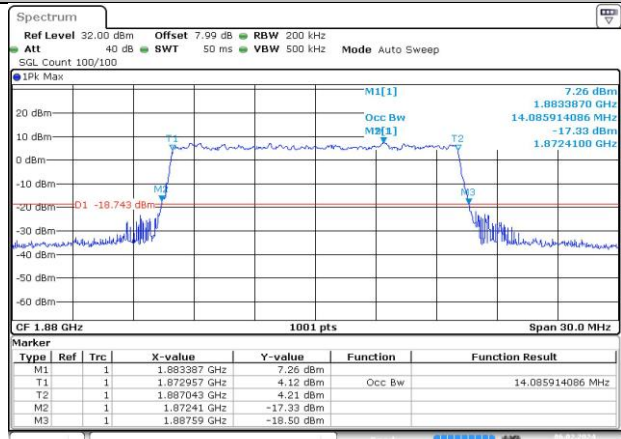
Date: 6 FEB 2024 12:32:48

MCH\_CP-64QAM / Outer\_Full



Date: 6 FEB 2024 12:33:05

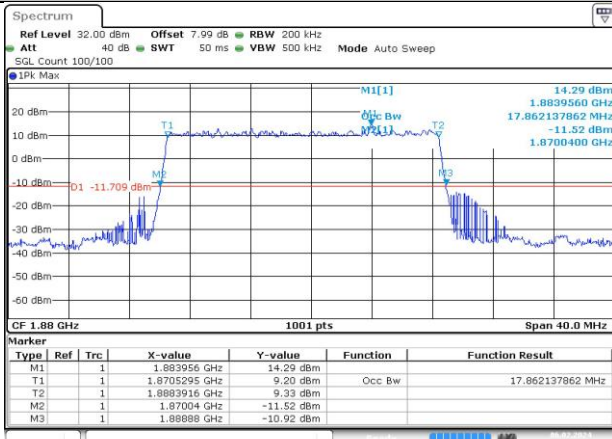
MCH\_CP-256QAM / Outer\_Full



Date: 6 FEB 2024 12:33:23

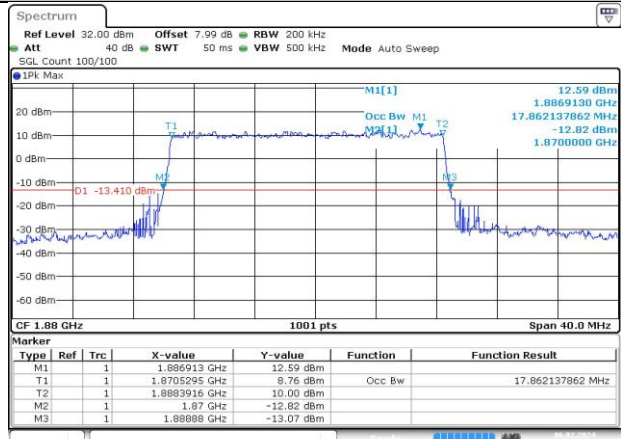
DC\_7A\_n2A / 15KHz / 20MHz

MCH\_DFT-Pi2BPSK\_Outer\_Full



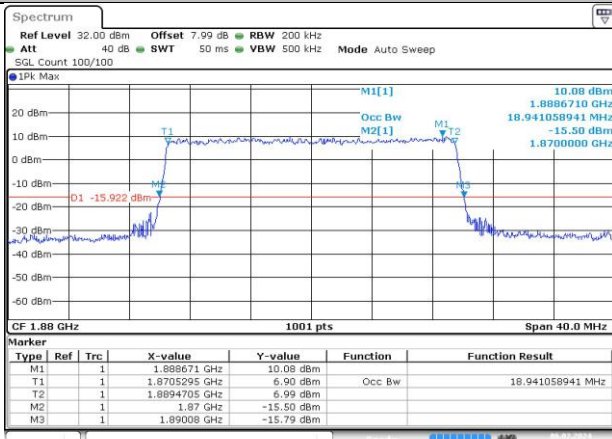
Date: 6 FEB 2024 12:33:42

MCH\_DFT-QPSK\_Outer\_Full



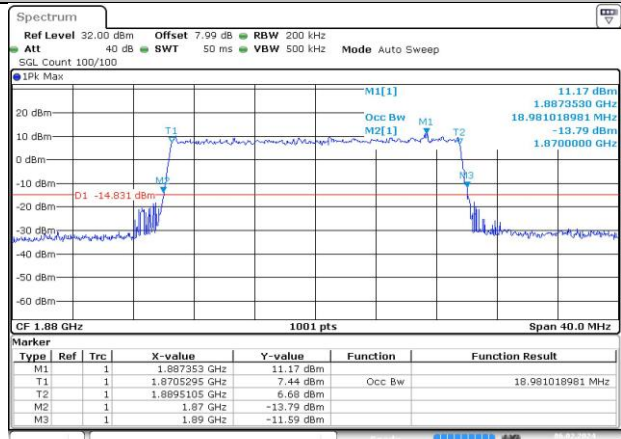
Date: 6 FEB 2024 12:34:00

MCH\_CP-QPSK\_Outer\_Full



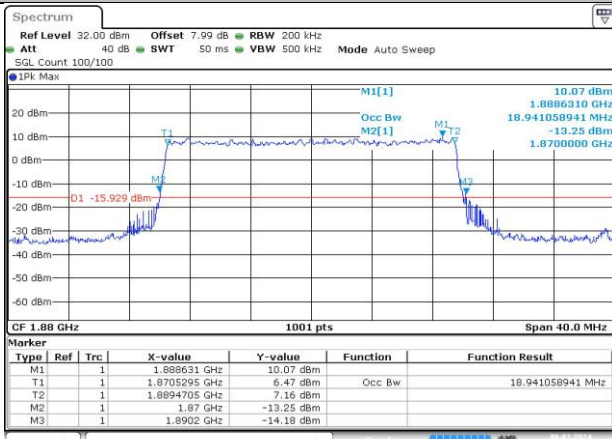
Date: 6 FEB 2024 12:34:14

MCH\_CP-16QAM / Outer\_Full



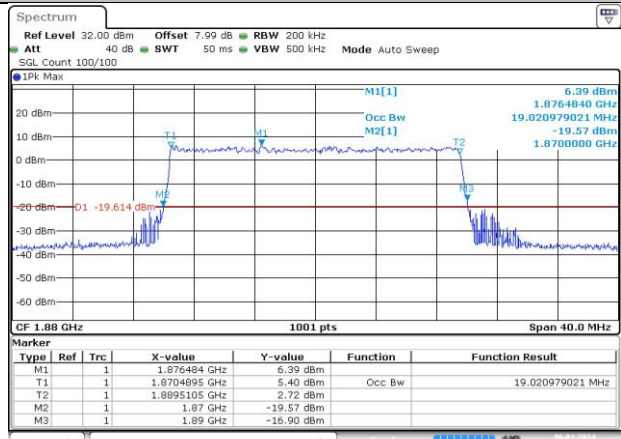
Date: 6 FEB 2024 12:34:28

MCH\_CP-64QAM / Outer\_Full



Date: 6 FEB 2024 12:34:44

MCH\_CP-256QAM / Outer\_Full

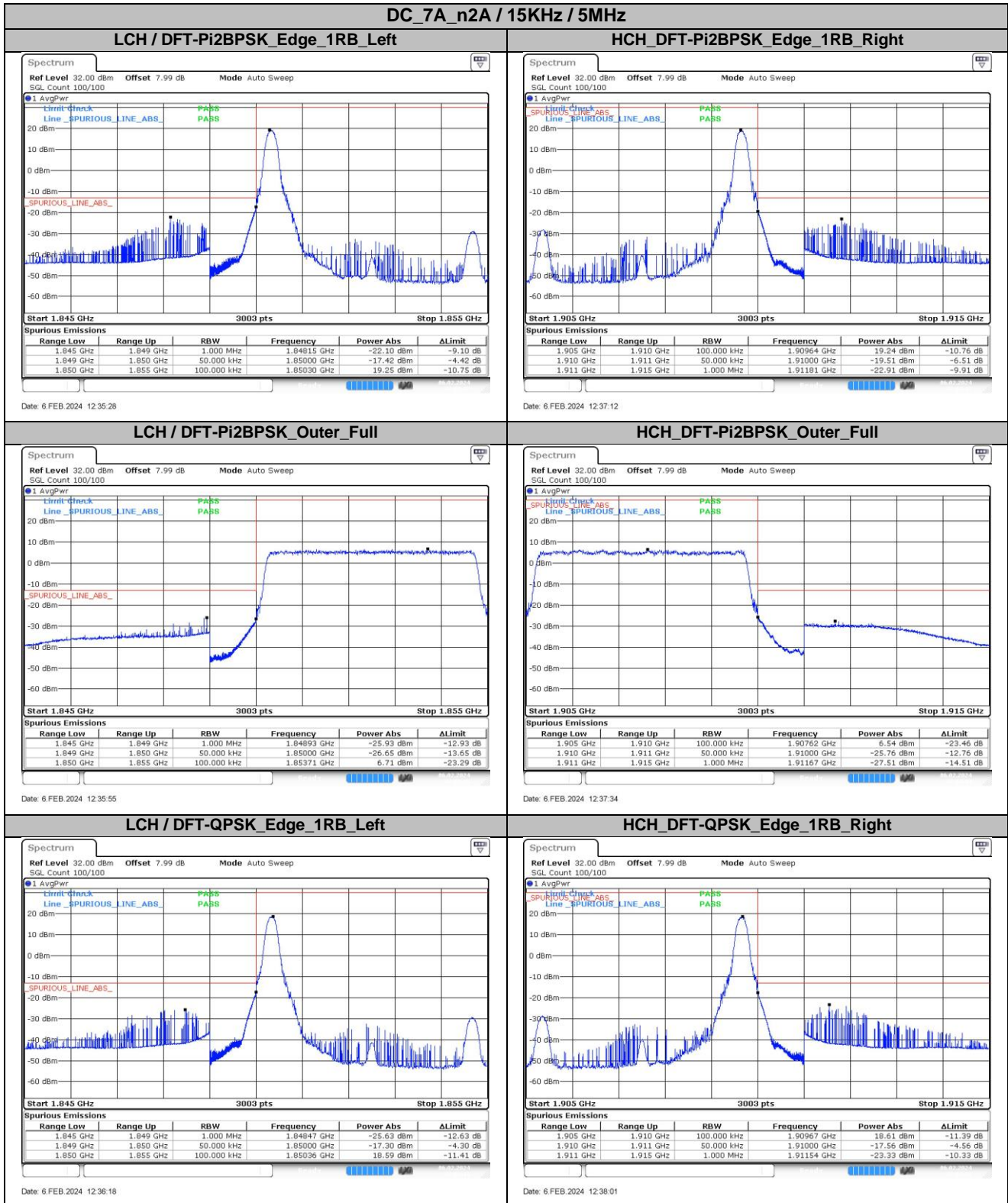


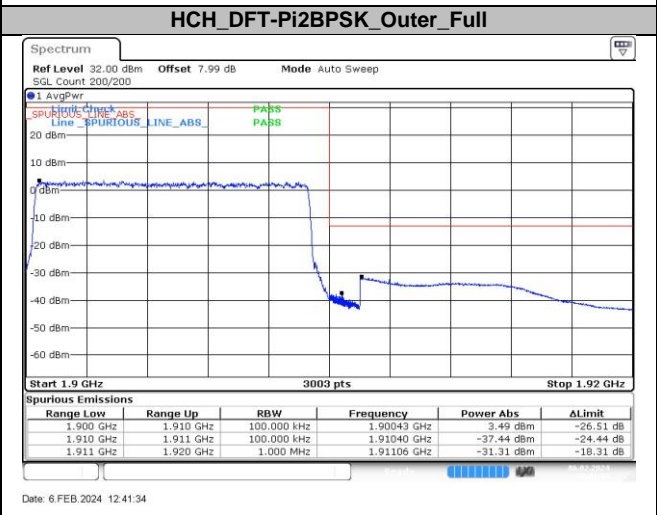
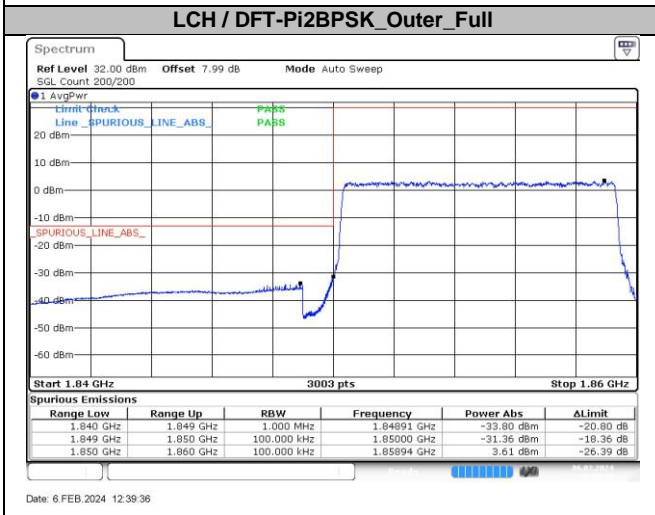
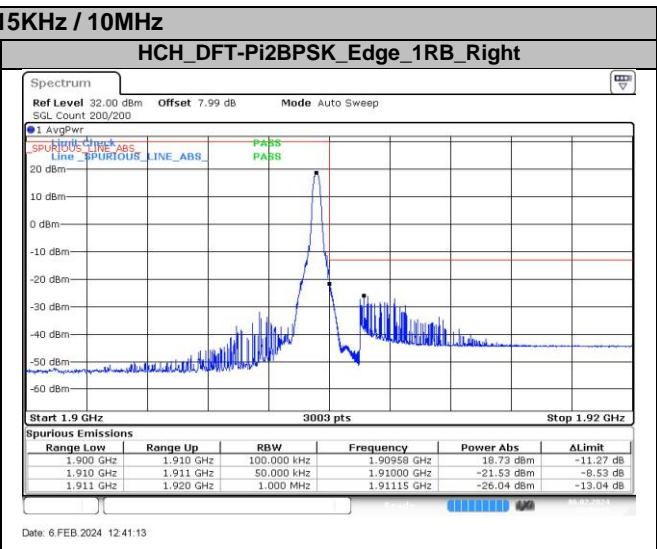
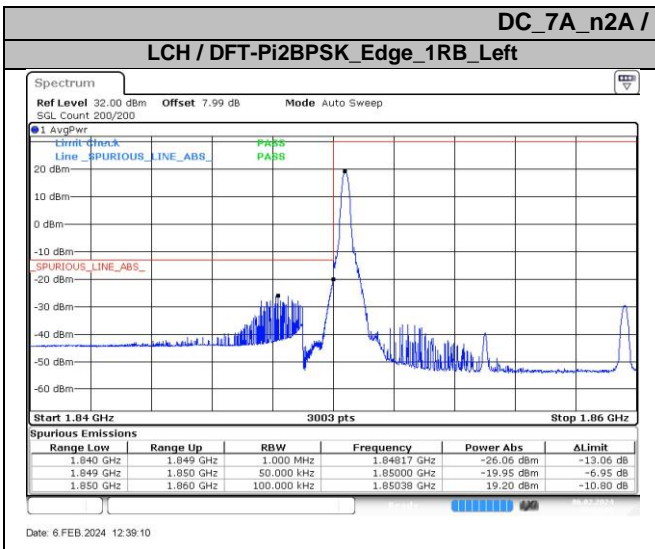
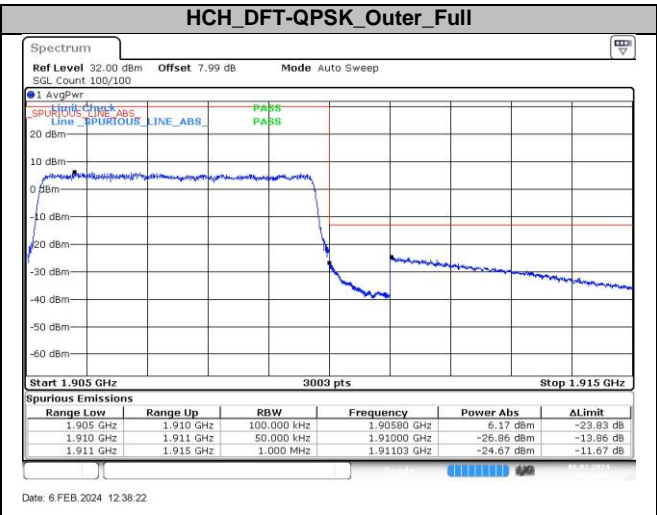
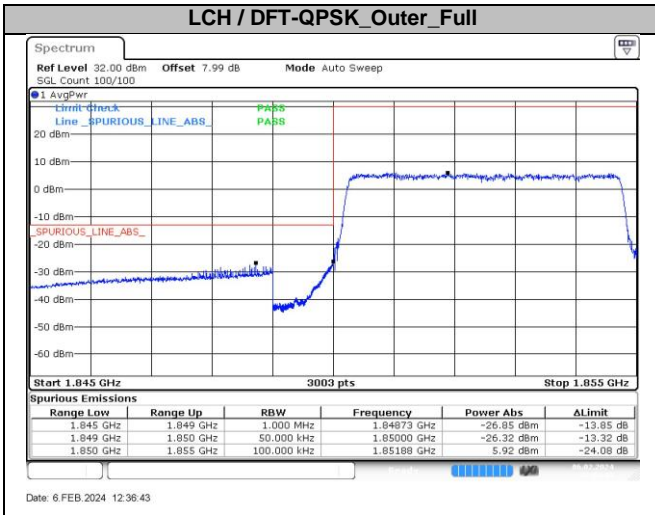
Date: 6 FEB 2024 12:35:00

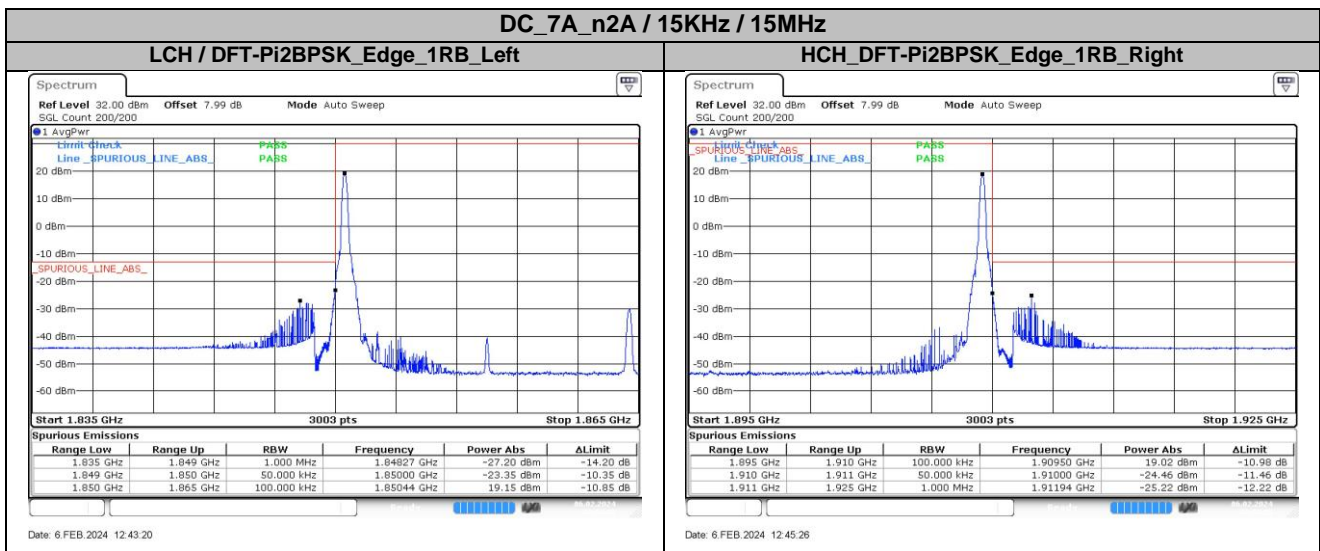
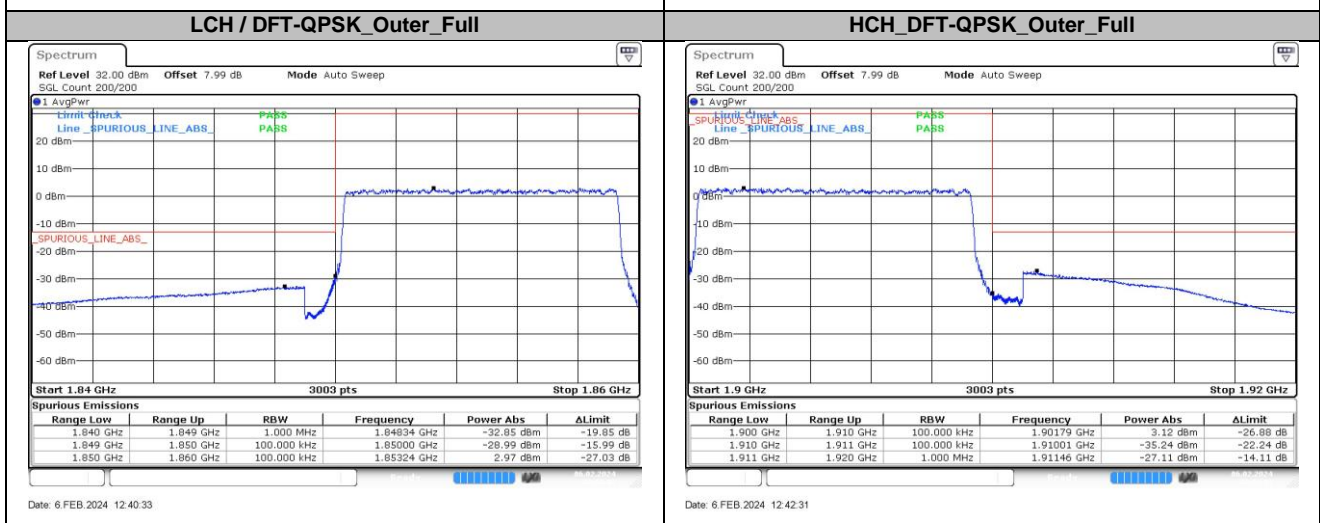
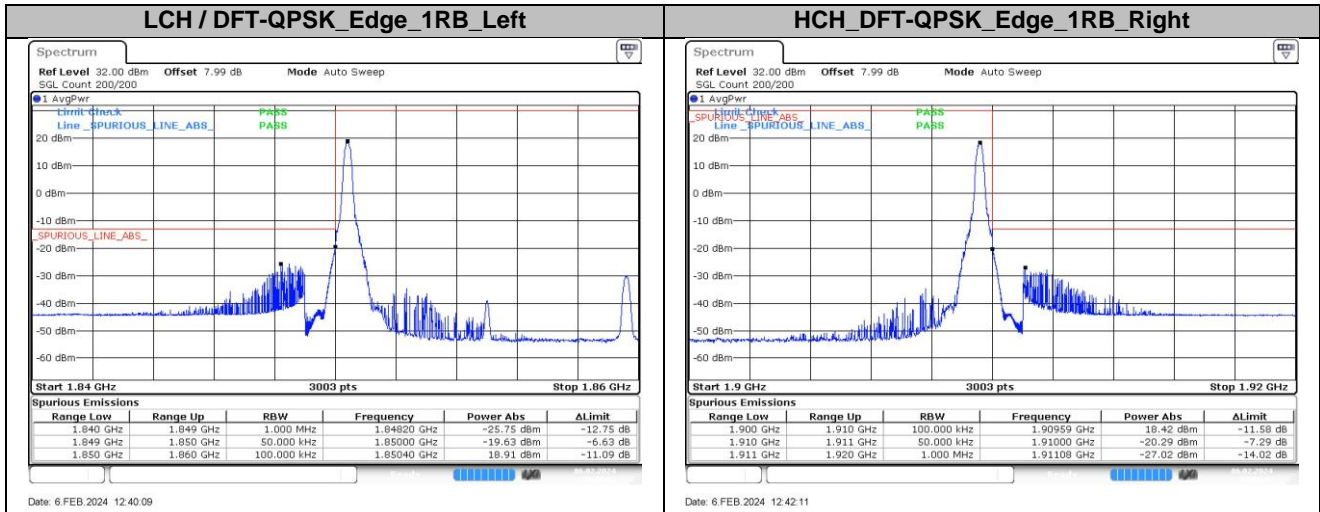


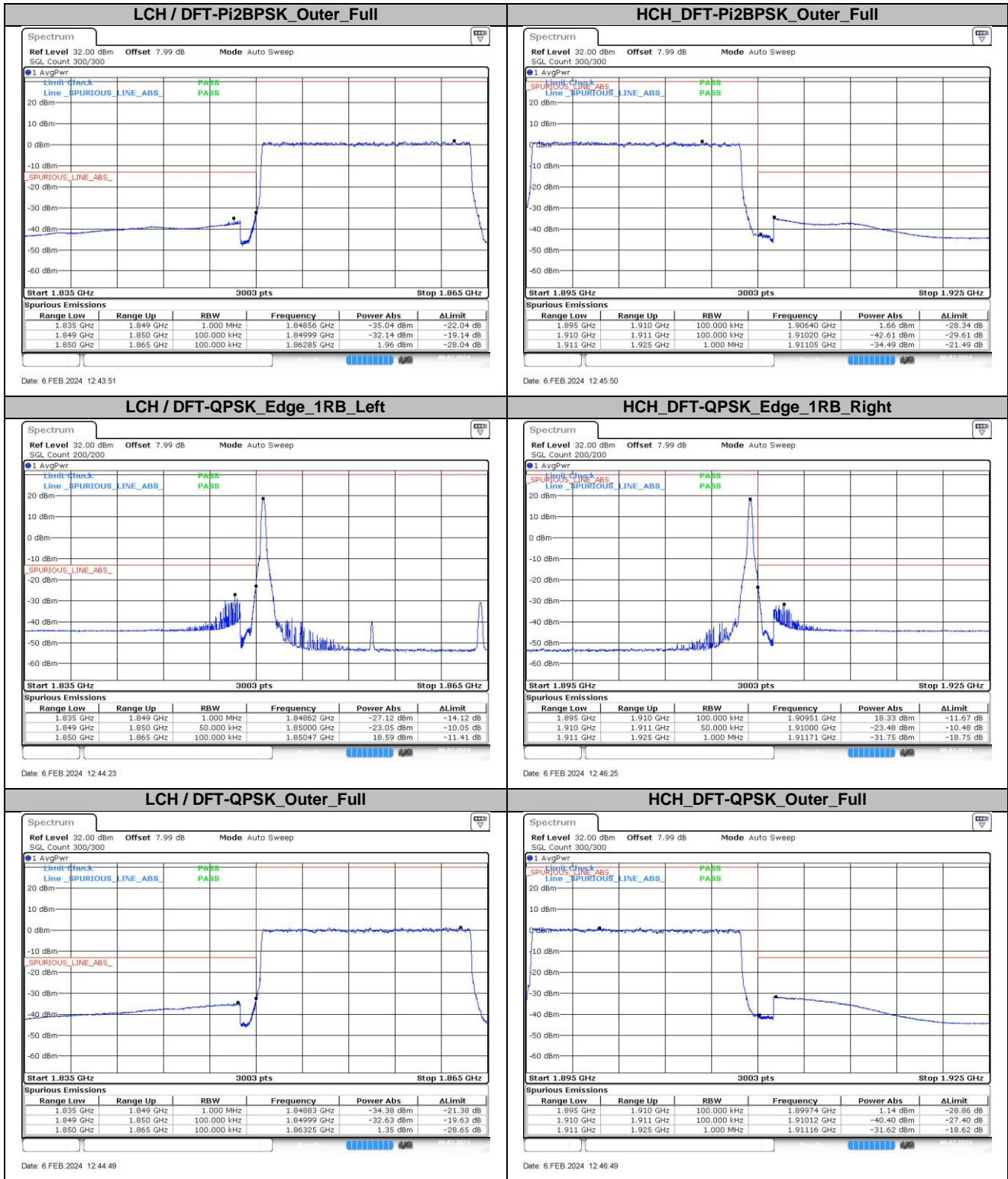
### 5. Conducted Band Edges

#### 5.1. Test Plots





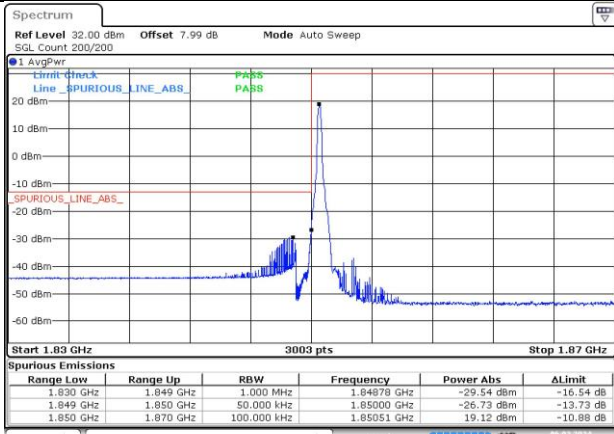






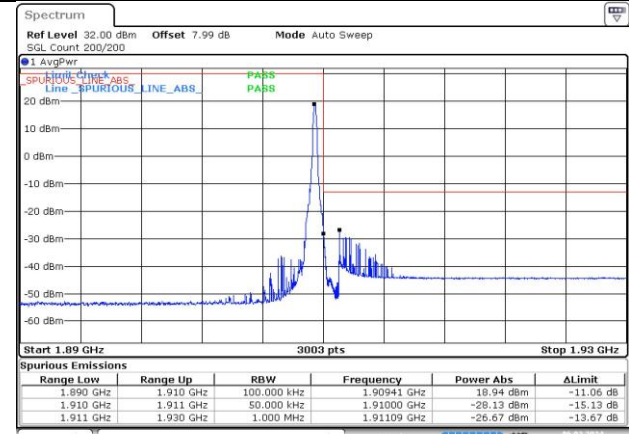
DC\_7A\_n2A / 15KHz / 20MHz

LCH / DFT-Pi2BPSK\_Edge\_1RB\_Left



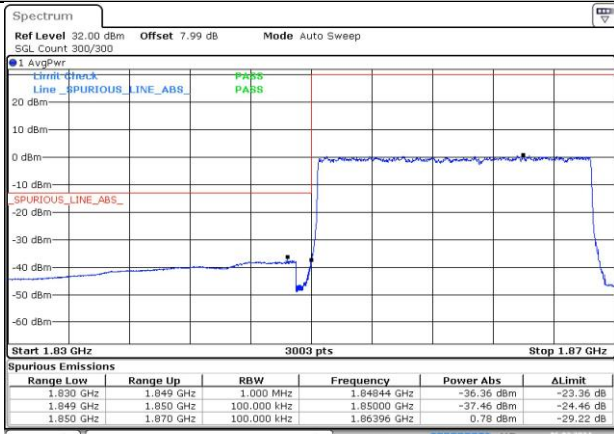
Date: 6 FEB. 2024 12:47:37

HCH\_DFT-Pi2BPSK\_Edge\_1RB\_Right



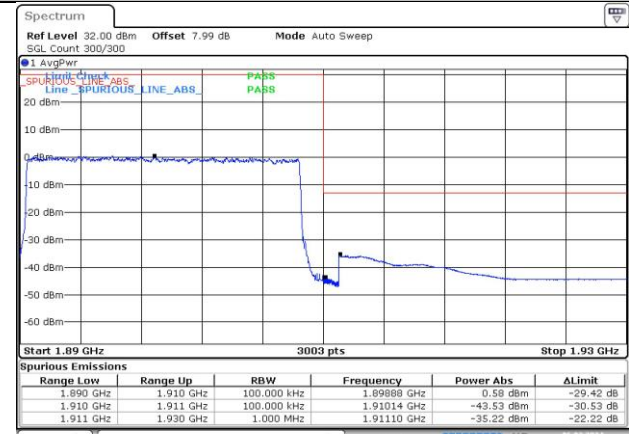
Date: 6 FEB. 2024 12:49:49

LCH / DFT-Pi2BPSK\_Outer\_Full



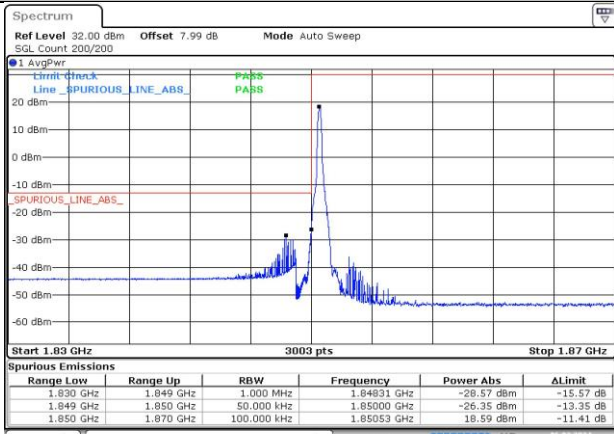
Date: 6 FEB. 2024 12:48:08

HCH\_DFT-Pi2BPSK\_Outer\_Full



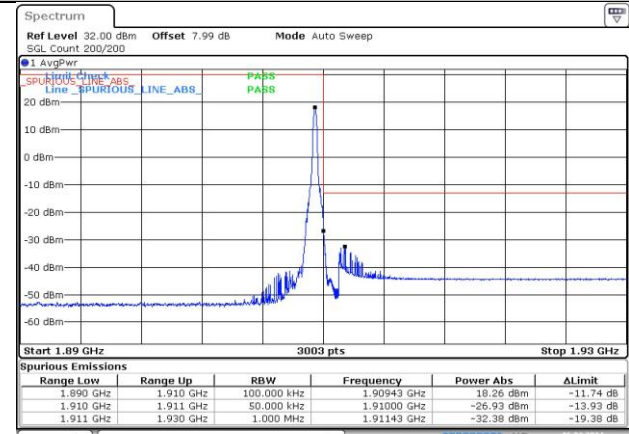
Date: 6 FEB. 2024 12:50:15

LCH / DFT-QPSK\_Edge\_1RB\_Left

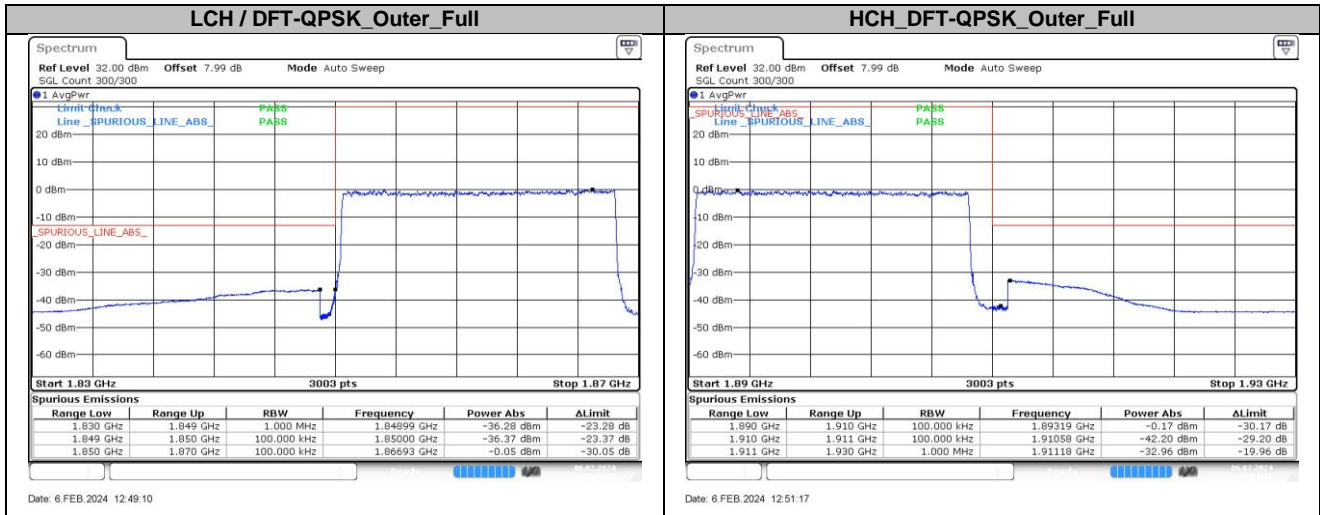


Date: 6 FEB. 2024 12:48:41

HCH\_DFT-QPSK\_Edge\_1RB\_Right



Date: 6 FEB. 2024 12:50:52



## 6. Conducted Spurious Emission

### 6.1. Test Plots

