

**Appendix
for
n26A
(814-824)**

Catalogue

1.	CONDUCTED POWER.....	3
1.1.	TEST RESULTS @ ANT0.....	3
2.	PEAK-TO-AVERAGE RATIO	4
2.1.	TEST RESULTS	4
2.2.	TEST PLOTS.....	4
3.	MODULATION CHARACTERISTICS.....	5
3.1.	TEST PLOTS.....	5
4.	99% OCCUPIED BANDWIDTH & 26DB EMISSION BANDWIDTH	7
4.1.	TEST RESULTS	7
4.2.	TEST PLOTS.....	8
5.	CONDUCTED BAND EDGES.....	12
5.1.	TEST PLOTS.....	12
6.	CONDUCTED SPURIOUS EMISSION.....	16
6.1.	TEST PLOTS.....	16
7.	FREQUENCY STABILITY.....	18
7.1.	TEST RESULTS	18

1. Conducted power

1.1. Test Results @ Ant0

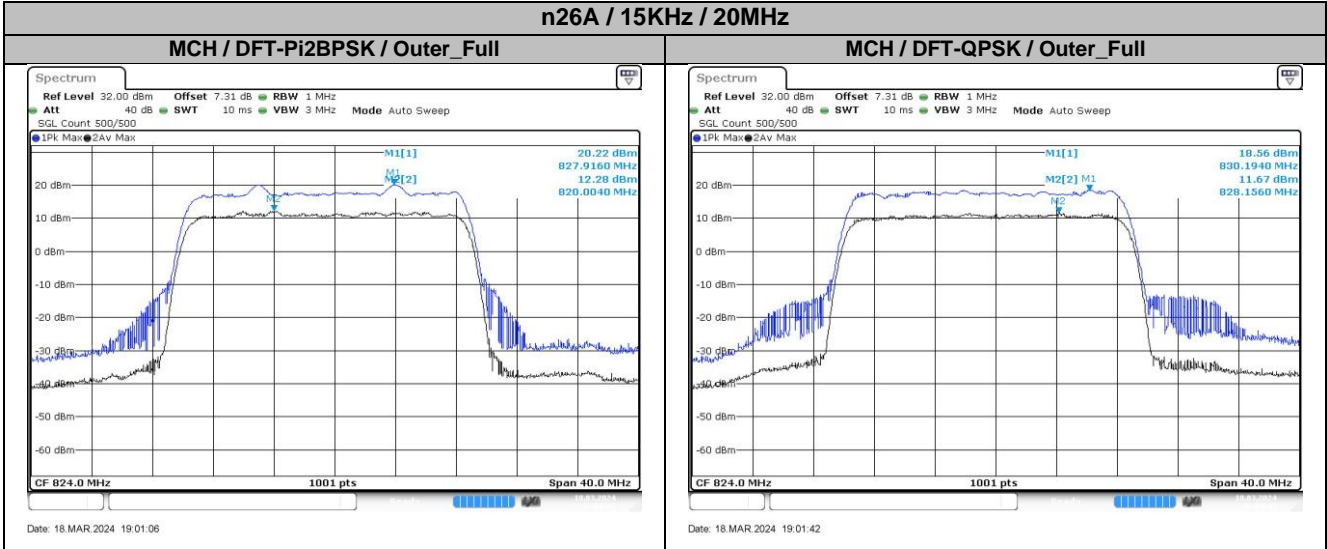
SCS	Bandwidth	Channel	Modulation	Conducted Result (dBm)			Verdict
				Inner_1RB_Left	Inner_1RB_Right	Inner_Full	
15KHz	5MHz	LCH	DFT-Pi2BPSK	23.34	23.31	23.35	Pass
15KHz	5MHz	LCH	DFT-QPSK	23.33	23.29	23.34	Pass
15KHz	5MHz	LCH	DFT-16QAM	22.36	22.24	22.40	Pass
15KHz	5MHz	LCH	DFT-64QAM	21.07	21.05	20.98	Pass
15KHz	5MHz	LCH	DFT-256QAM	18.25	18.23	18.85	Pass
15KHz	5MHz	LCH	CP-QPSK	21.91	22.00	21.58	Pass
15KHz	5MHz	MCH	DFT-Pi2BPSK	23.30	23.35	23.32	Pass
15KHz	5MHz	MCH	DFT-QPSK	23.35	23.37	23.13	Pass
15KHz	5MHz	MCH	DFT-16QAM	22.26	22.32	22.36	Pass
15KHz	5MHz	MCH	DFT-64QAM	20.99	21.00	20.93	Pass
15KHz	5MHz	MCH	DFT-256QAM	18.19	18.30	18.80	Pass
15KHz	5MHz	MCH	CP-QPSK	21.82	21.88	21.37	Pass
15KHz	5MHz	HCH	DFT-Pi2BPSK	23.34	23.34	23.30	Pass
15KHz	5MHz	HCH	DFT-QPSK	23.35	23.24	23.34	Pass
15KHz	5MHz	HCH	DFT-16QAM	22.36	22.26	22.47	Pass
15KHz	5MHz	HCH	DFT-64QAM	21.04	20.93	20.96	Pass
15KHz	5MHz	HCH	DFT-256QAM	18.33	18.20	18.81	Pass
15KHz	5MHz	HCH	CP-QPSK	21.91	21.80	21.51	Pass
15KHz	10MHz	MCH	DFT-Pi2BPSK	23.33	23.25	23.44	Pass
15KHz	10MHz	MCH	DFT-QPSK	23.34	23.31	23.50	Pass
15KHz	10MHz	MCH	DFT-16QAM	22.36	22.29	22.53	Pass
15KHz	10MHz	MCH	DFT-64QAM	21.06	20.92	20.46	Pass
15KHz	10MHz	MCH	DFT-256QAM	18.28	18.29	18.95	Pass
15KHz	10MHz	MCH	CP-QPSK	21.92	21.78	21.66	Pass
15KHz	15MHz	MCH	DFT-Pi2BPSK	23.32	23.21	23.36	Pass
15KHz	15MHz	MCH	DFT-QPSK	23.37	23.23	23.37	Pass
15KHz	15MHz	MCH	DFT-16QAM	22.16	22.23	22.37	Pass
15KHz	15MHz	MCH	DFT-64QAM	20.93	20.89	20.93	Pass
15KHz	15MHz	MCH	DFT-256QAM	18.20	18.31	18.79	Pass
15KHz	15MHz	MCH	CP-QPSK	21.84	21.77	21.82	Pass
15KHz	20MHz	MCH	DFT-Pi2BPSK	23.31	23.19	23.34	Pass
15KHz	20MHz	MCH	DFT-QPSK	23.29	23.23	23.35	Pass
15KHz	20MHz	MCH	DFT-16QAM	22.26	22.18	22.33	Pass
15KHz	20MHz	MCH	DFT-64QAM	20.95	20.93	20.83	Pass
15KHz	20MHz	MCH	DFT-256QAM	18.37	18.33	18.74	Pass
15KHz	20MHz	MCH	CP-QPSK	21.79	21.68	21.74	Pass

2. Peak-to-Average Ratio

2.1. Test Results

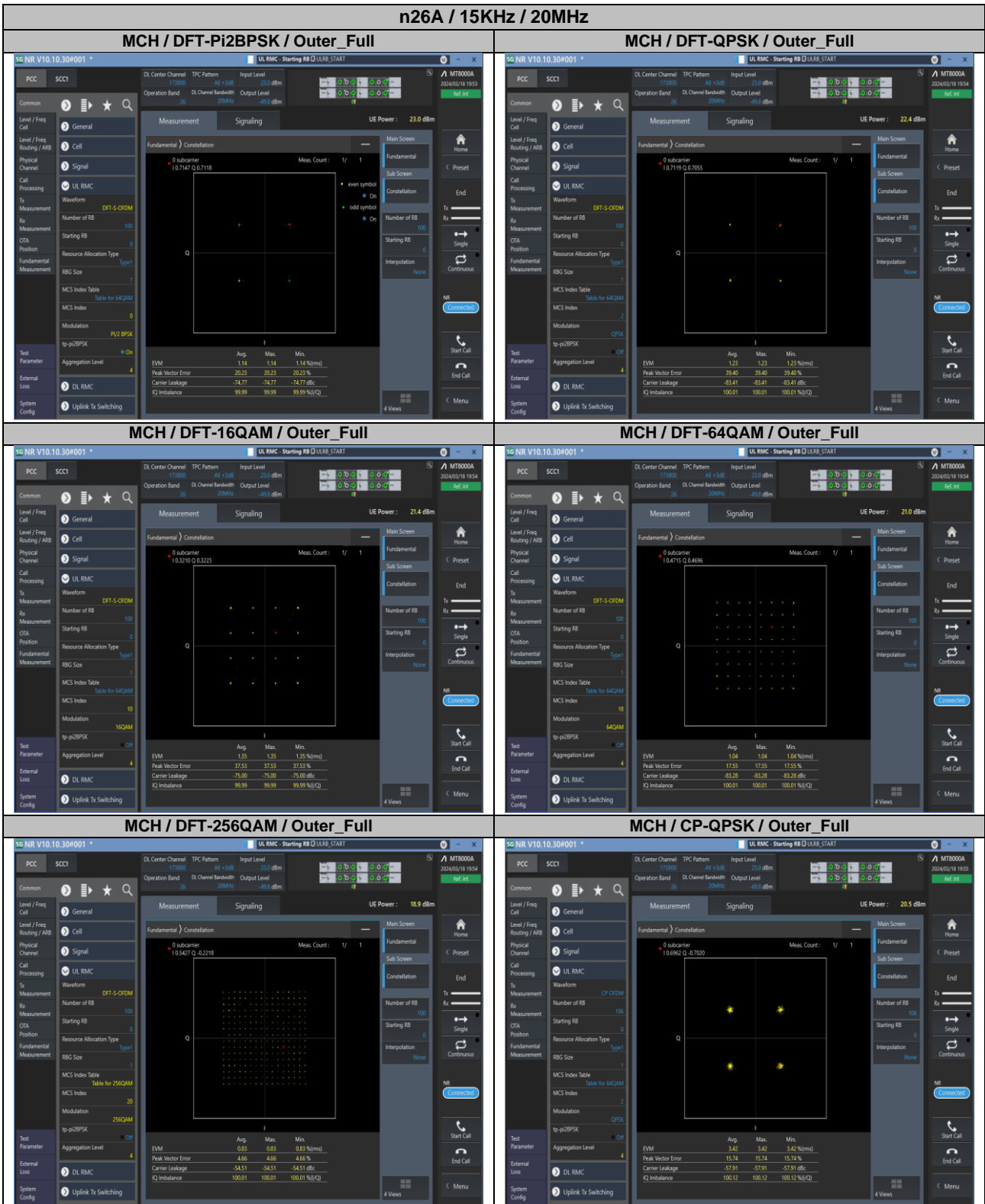
SCS	Bandwidth	Channel	Modulation	Result (dB)		Limit (dB)	Verdict
				DFT-Pi2BPSK	DFT-QPSK		
15KHz	20MHz	MCH	Outer_Full	7.94	6.88	13.00	Pass

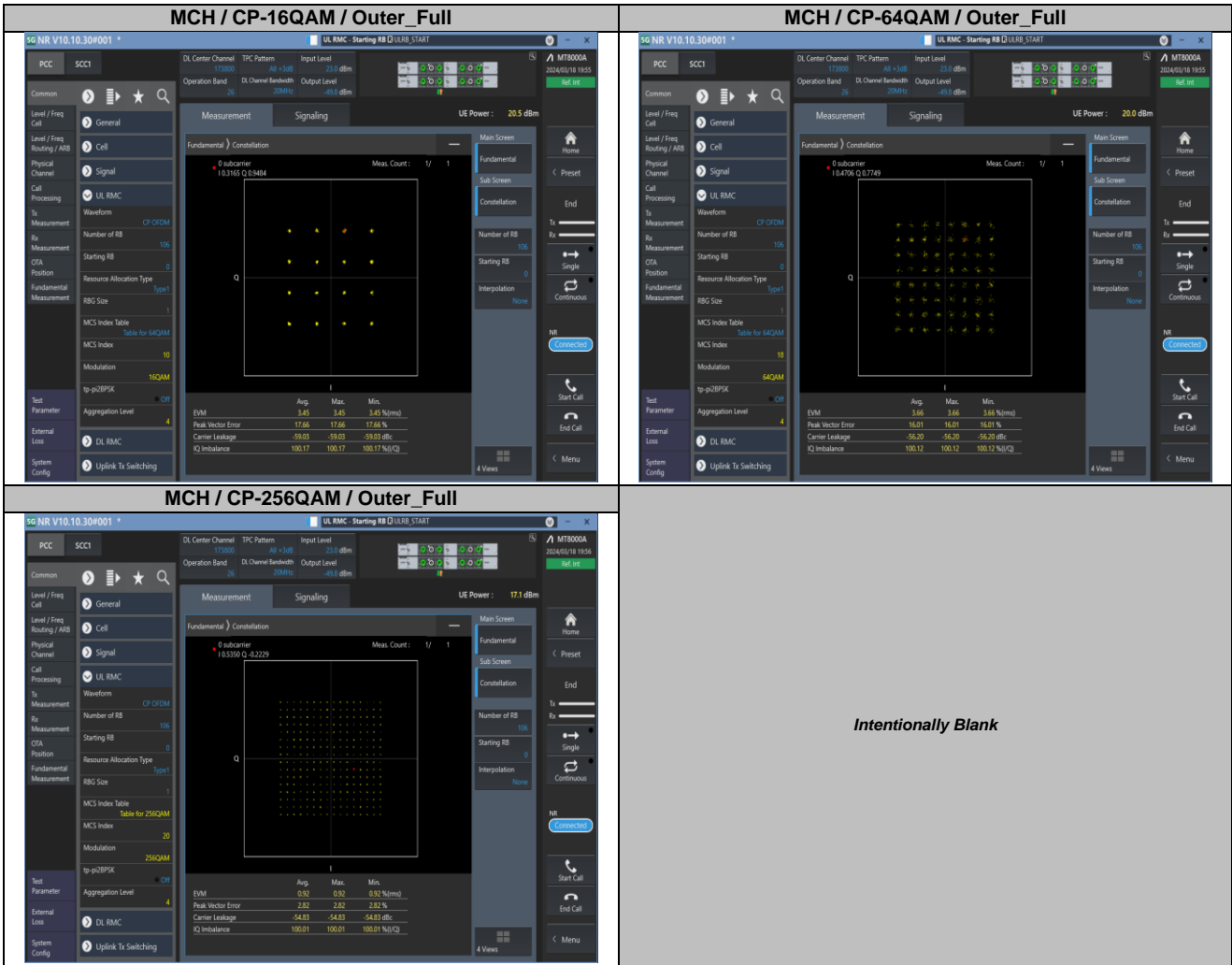
2.2. Test Plots



3. Modulation Characteristics

3.1. Test Plots



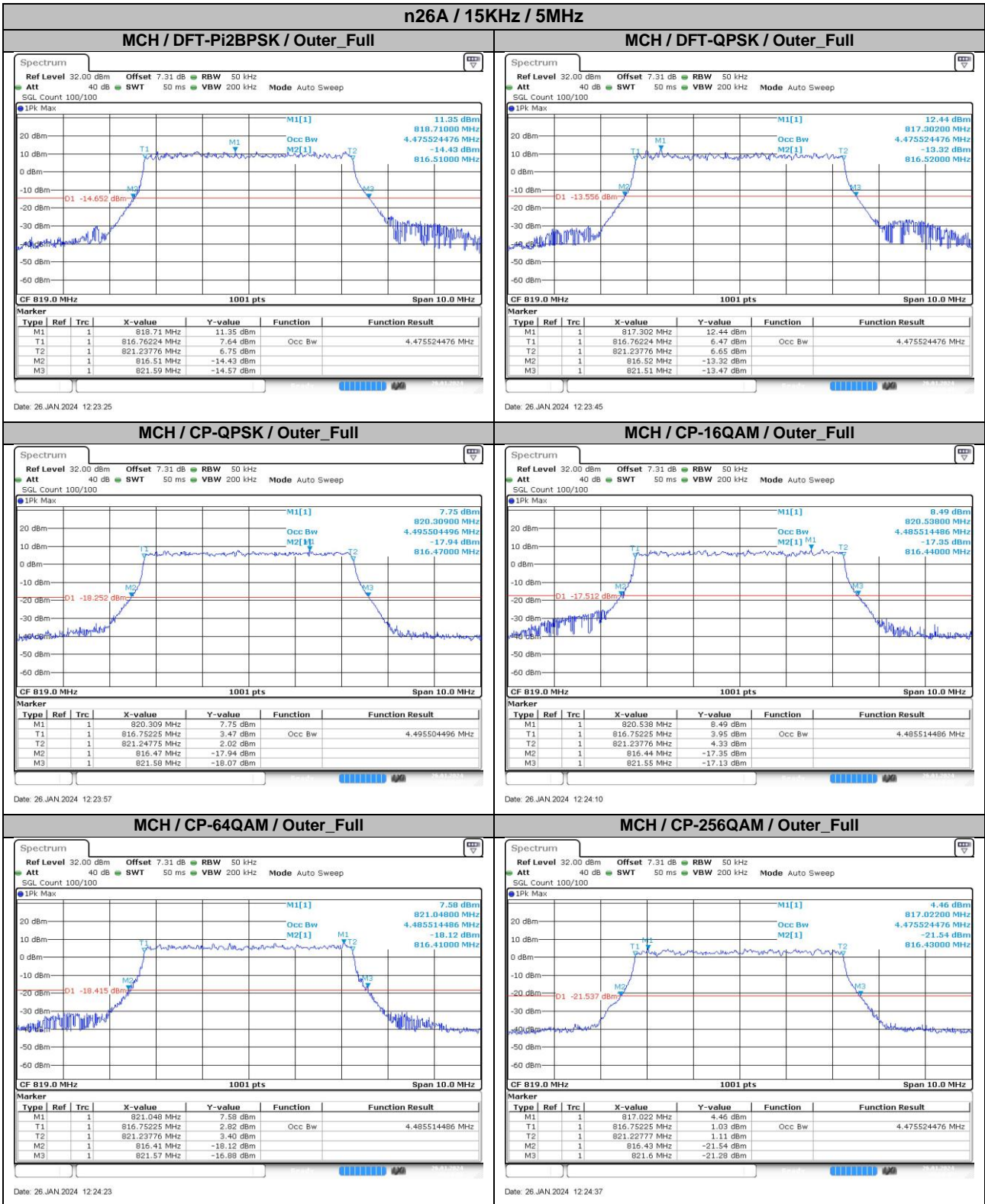


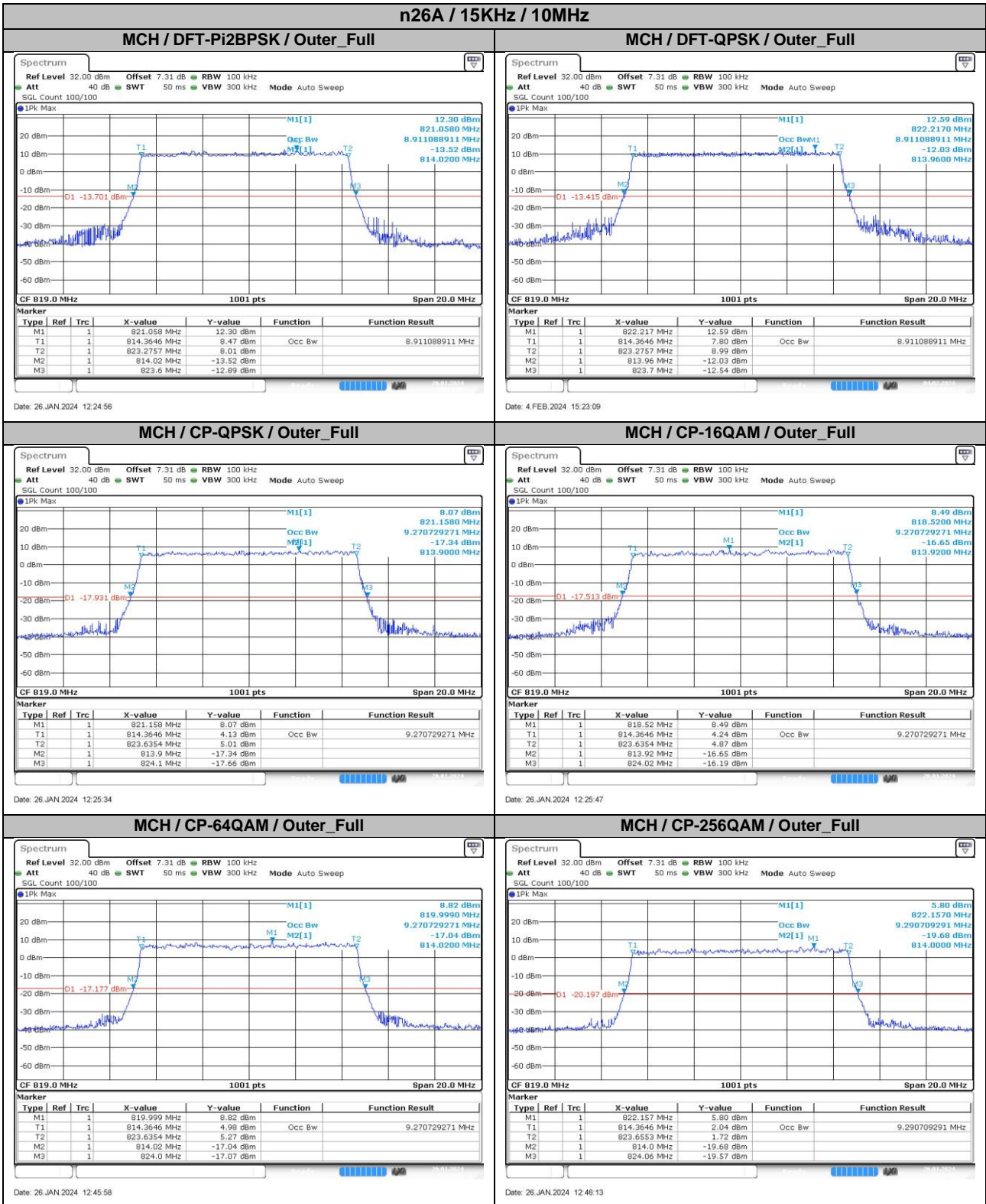
4. 99% Occupied Bandwidth & 26dB Emission Bandwidth

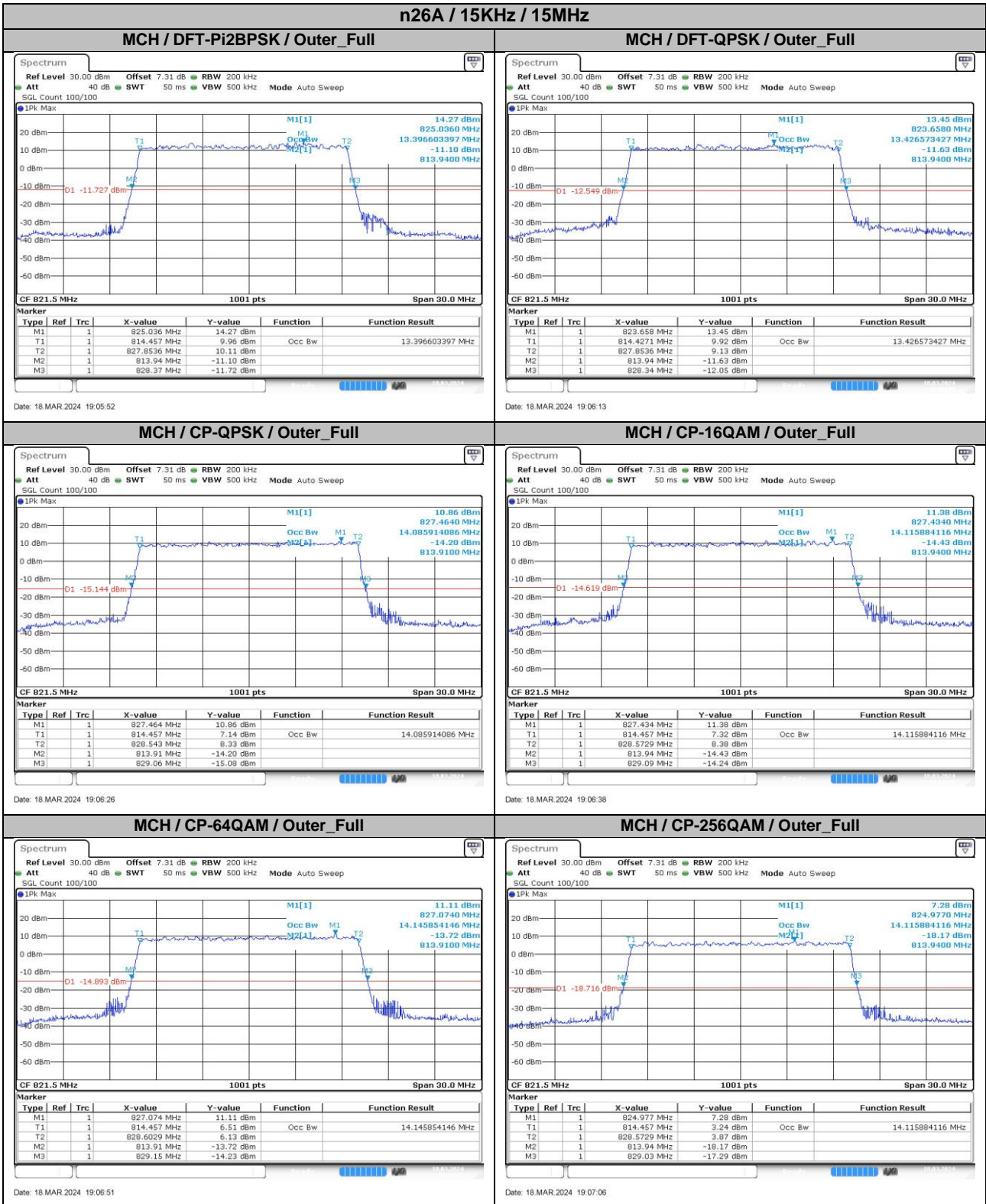
4.1. Test Results

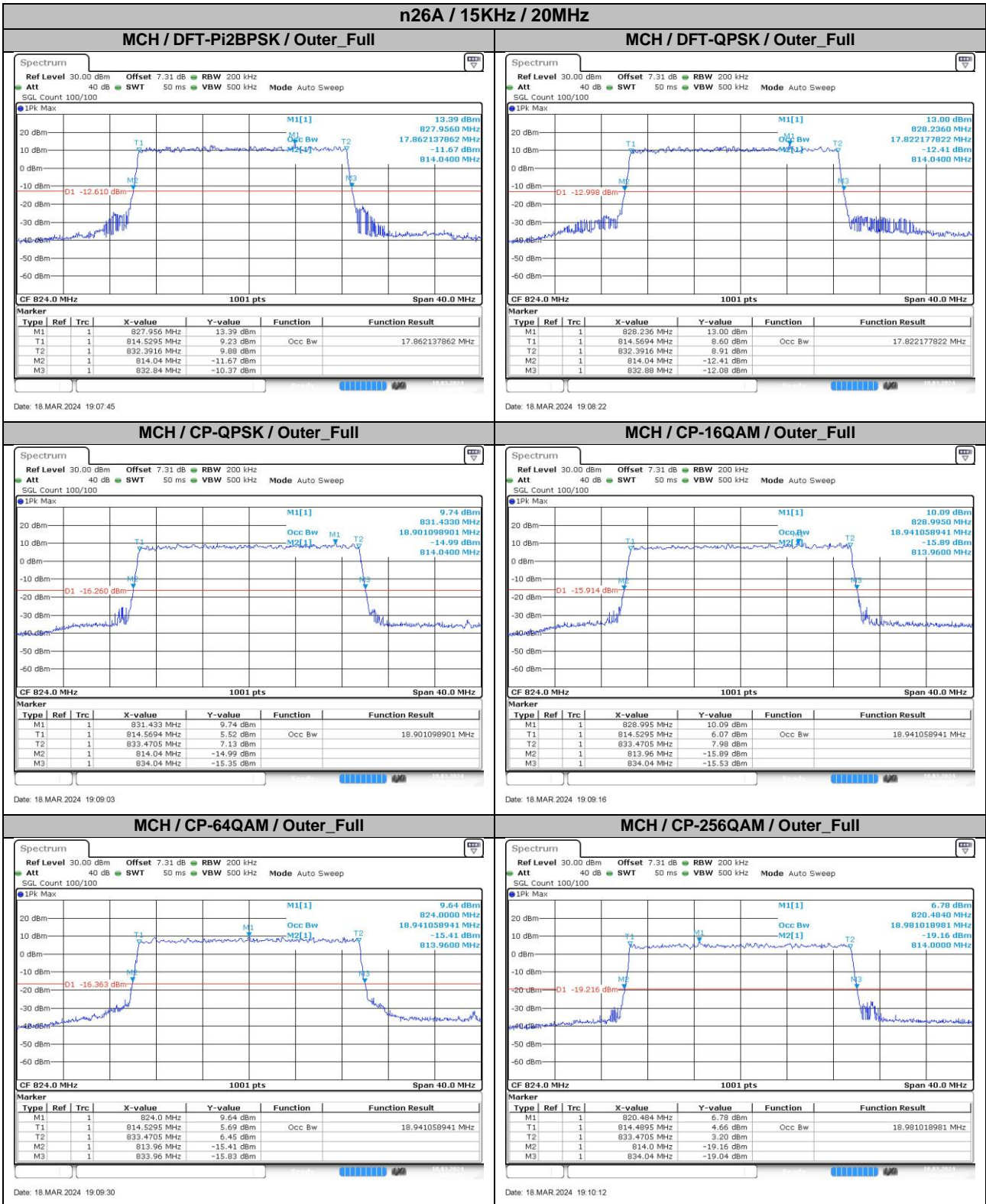
SCS	Bandwidth	Modulation	RB Config	99% Occupied Bandwidth (MHz)	26dB Emission Bandwidth (MHz)	Verdict
15KHz	5MHz	DFT-Pi2BPSK	Outer_Full	4.48	5.08	Pass
15KHz	5MHz	DFT-QPSK	Outer_Full	4.48	4.99	Pass
15KHz	5MHz	CP-QPSK	Outer_Full	4.50	5.11	Pass
15KHz	5MHz	CP-16QAM	Outer_Full	4.49	5.11	Pass
15KHz	5MHz	CP-64QAM	Outer_Full	4.49	5.16	Pass
15KHz	5MHz	CP-256QAM	Outer_Full	4.48	5.17	Pass
15KHz	10MHz	DFT-Pi2BPSK	Outer_Full	8.91	9.58	Pass
15KHz	10MHz	DFT-QPSK	Outer_Full	8.91	9.74	Pass
15KHz	10MHz	CP-QPSK	Outer_Full	9.27	10.20	Pass
15KHz	10MHz	CP-16QAM	Outer_Full	9.27	10.10	Pass
15KHz	10MHz	CP-64QAM	Outer_Full	9.27	9.98	Pass
15KHz	10MHz	CP-256QAM	Outer_Full	9.29	10.06	Pass
15KHz	15MHz	DFT-Pi2BPSK	Outer_Full	13.40	14.43	Pass
15KHz	15MHz	DFT-QPSK	Outer_Full	13.43	14.40	Pass
15KHz	15MHz	CP-QPSK	Outer_Full	14.09	15.15	Pass
15KHz	15MHz	CP-16QAM	Outer_Full	14.12	15.15	Pass
15KHz	15MHz	CP-64QAM	Outer_Full	14.15	15.24	Pass
15KHz	15MHz	CP-256QAM	Outer_Full	14.12	15.09	Pass
15KHz	20MHz	DFT-Pi2BPSK	Outer_Full	17.86	18.80	Pass
15KHz	20MHz	DFT-QPSK	Outer_Full	17.82	18.84	Pass
15KHz	20MHz	CP-QPSK	Outer_Full	18.90	20.00	Pass
15KHz	20MHz	CP-16QAM	Outer_Full	18.94	20.08	Pass
15KHz	20MHz	CP-64QAM	Outer_Full	18.94	20.00	Pass
15KHz	20MHz	CP-256QAM	Outer_Full	18.98	20.04	Pass

4.2. Test Plots



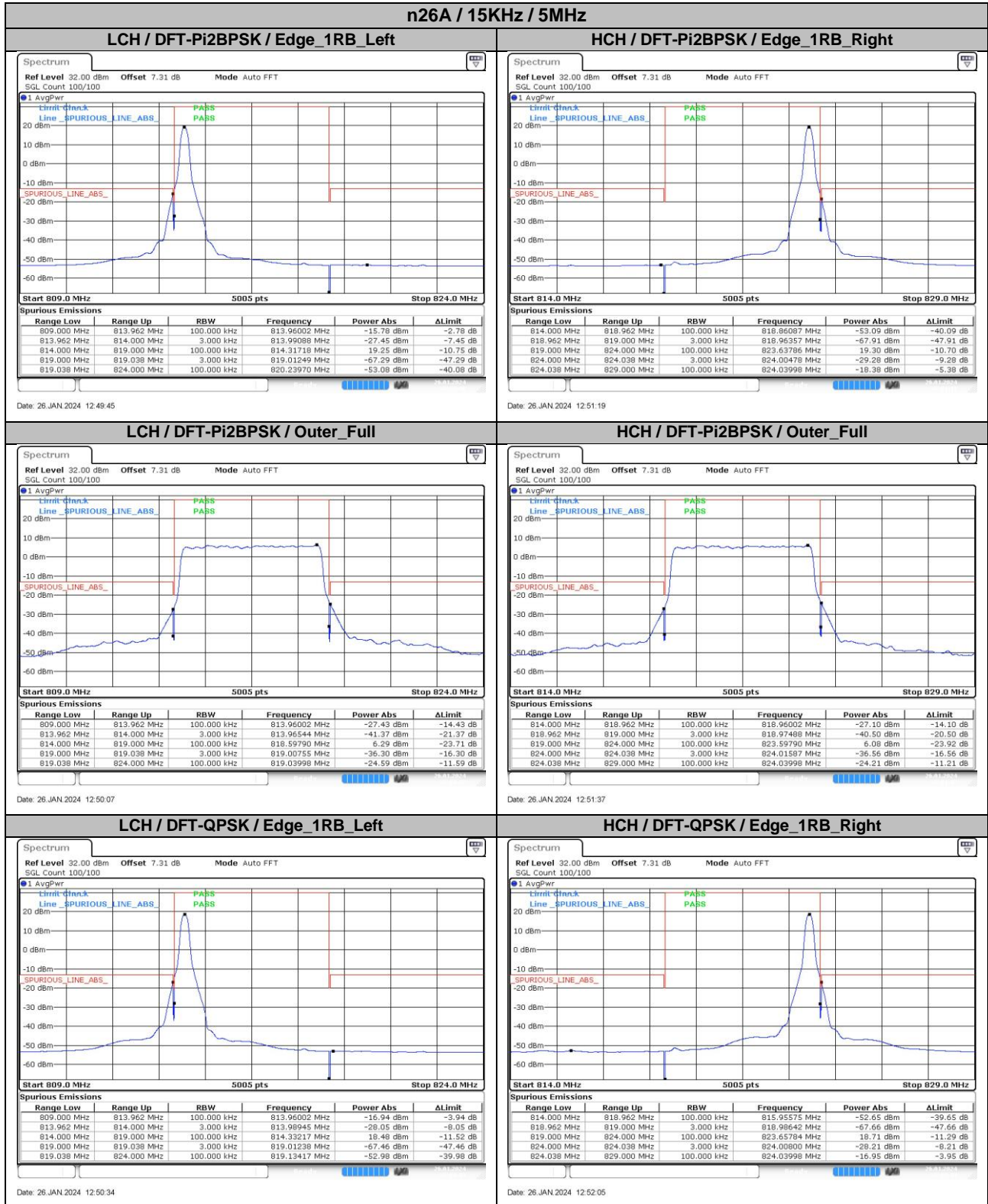


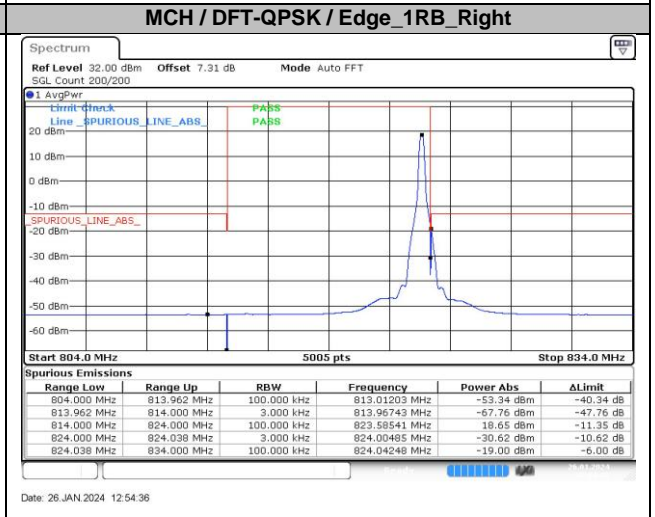
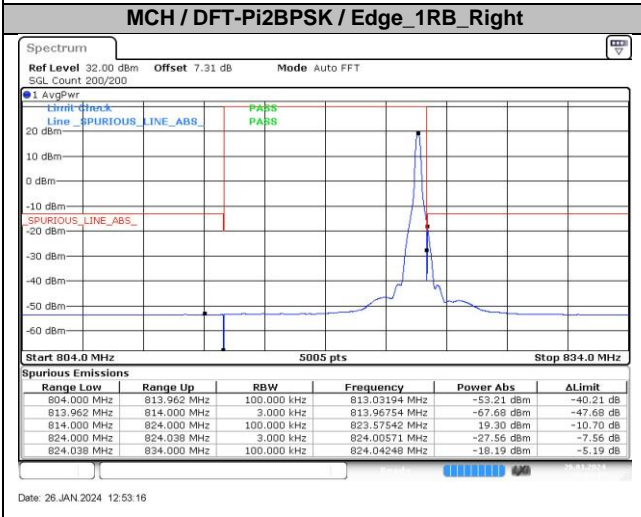
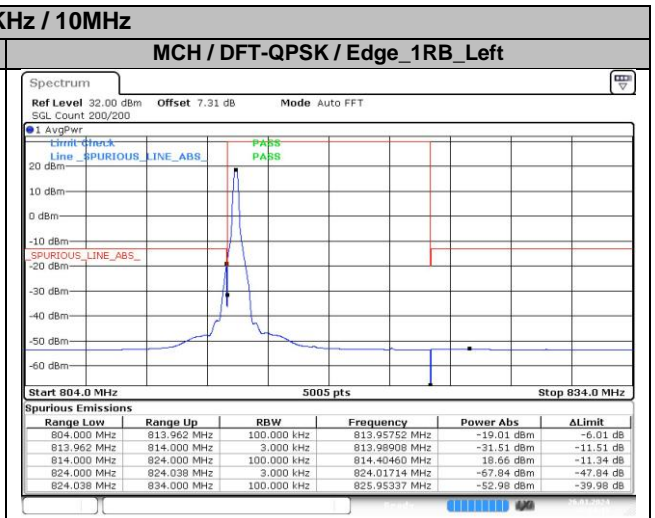
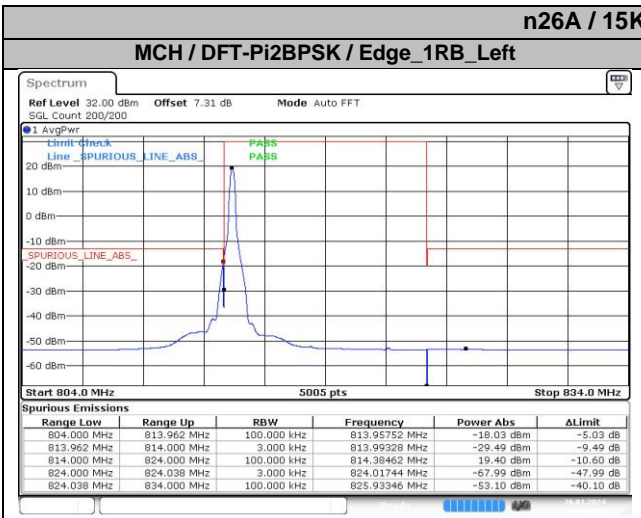
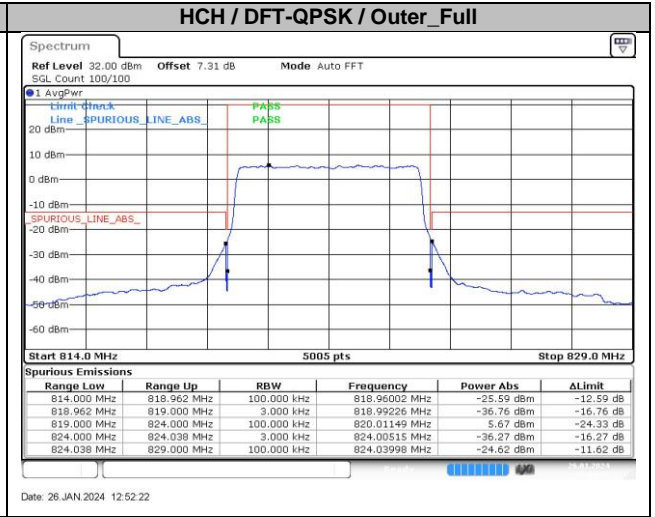
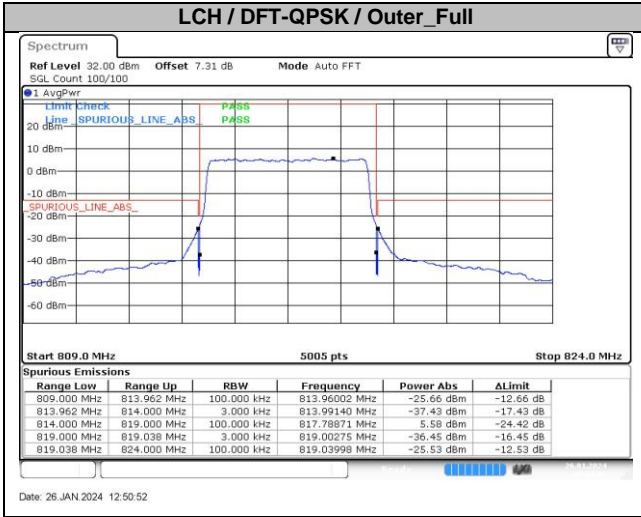


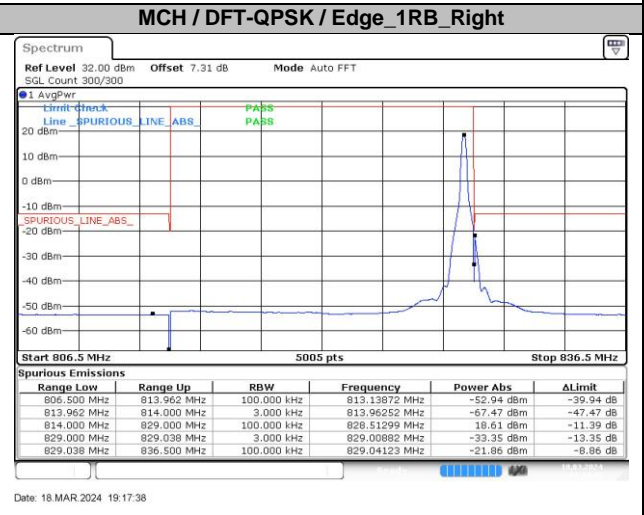
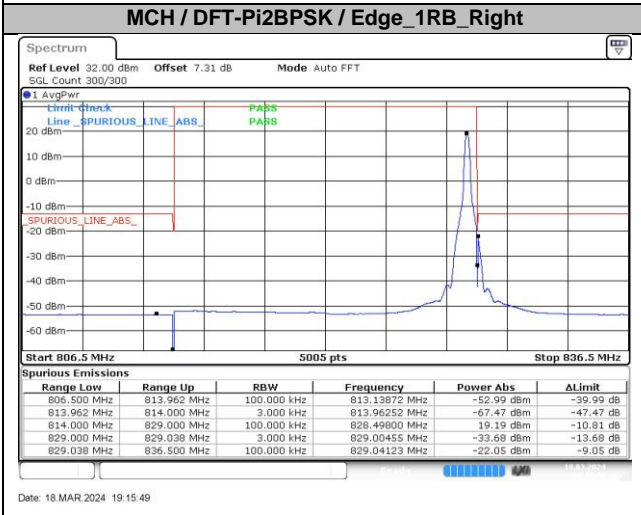
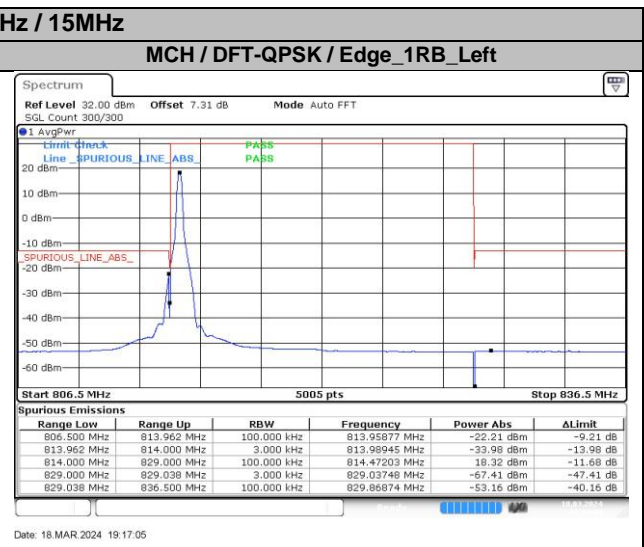
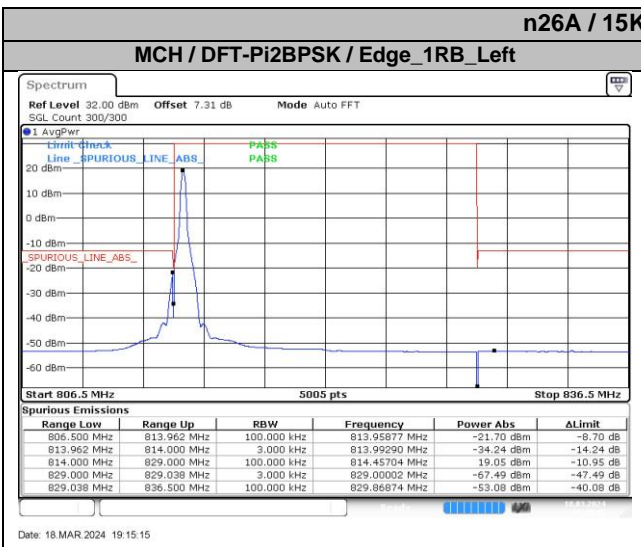
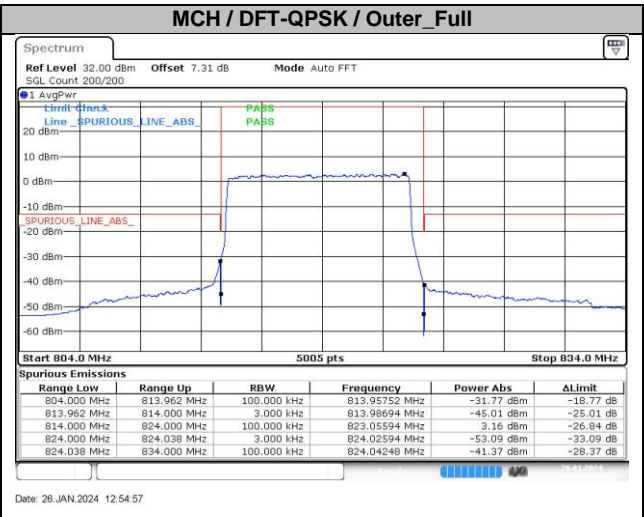
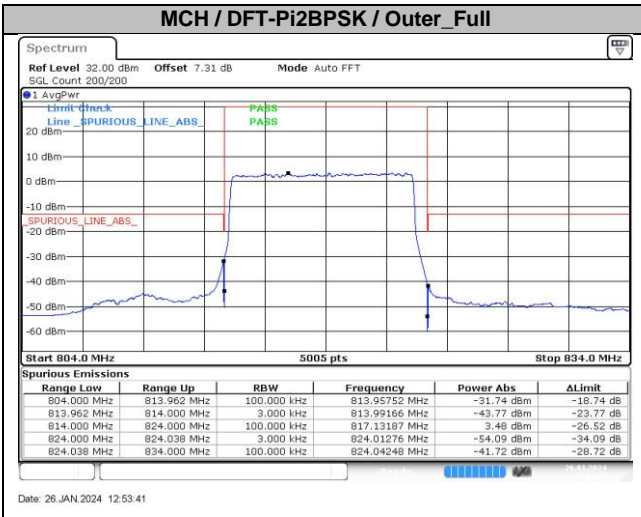


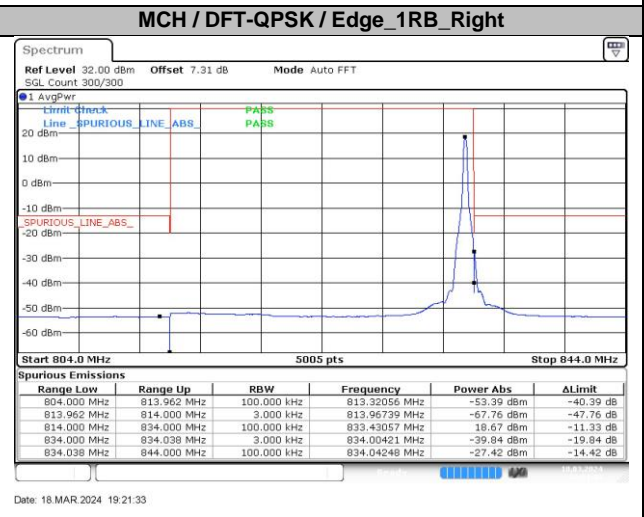
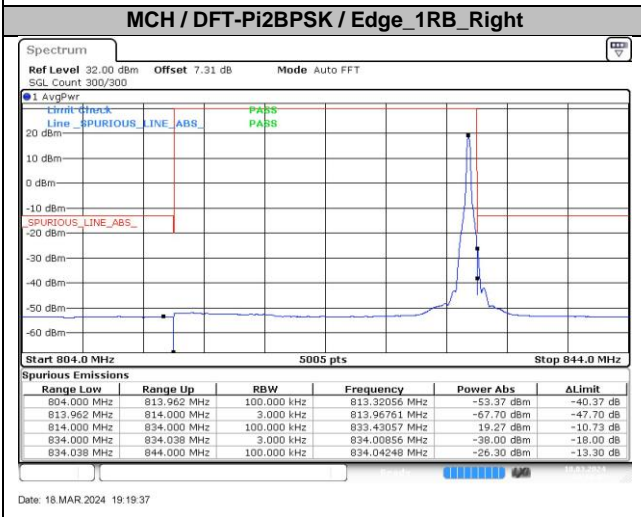
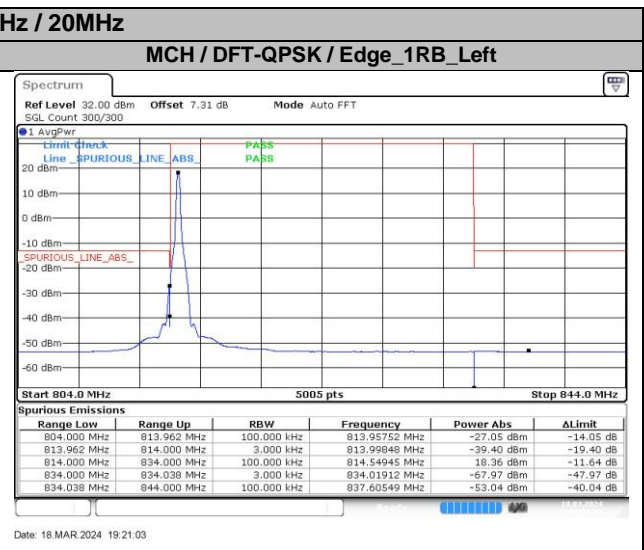
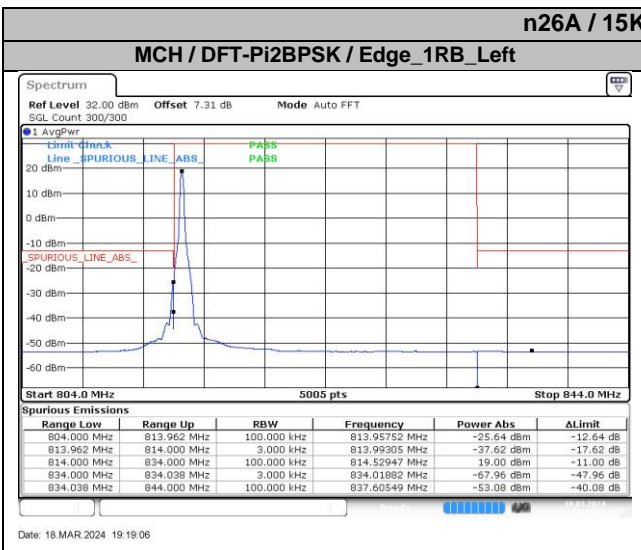
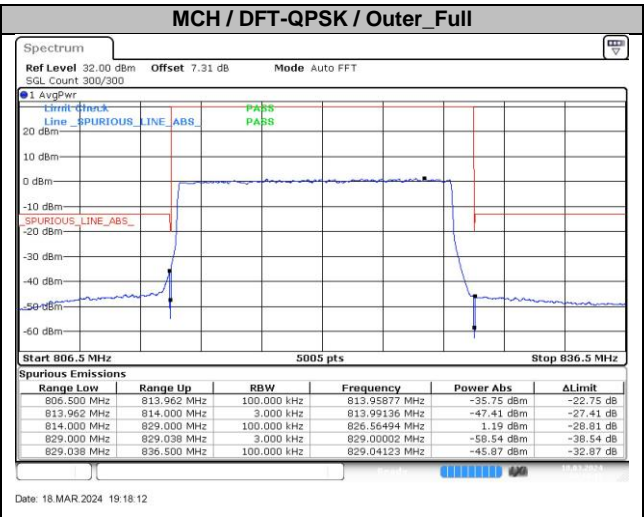
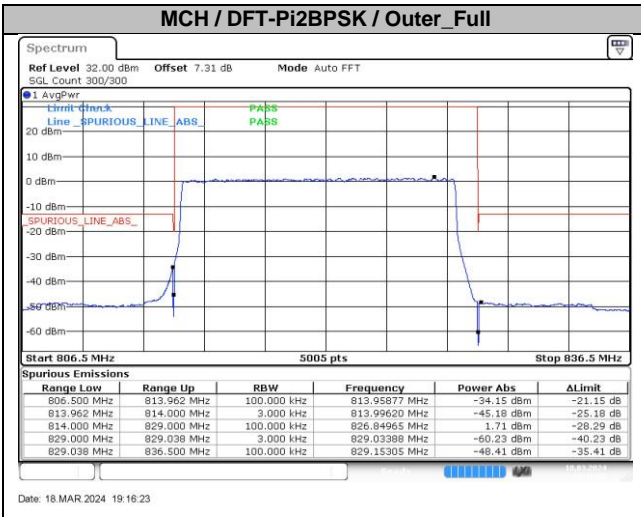
5. Conducted Band Edges

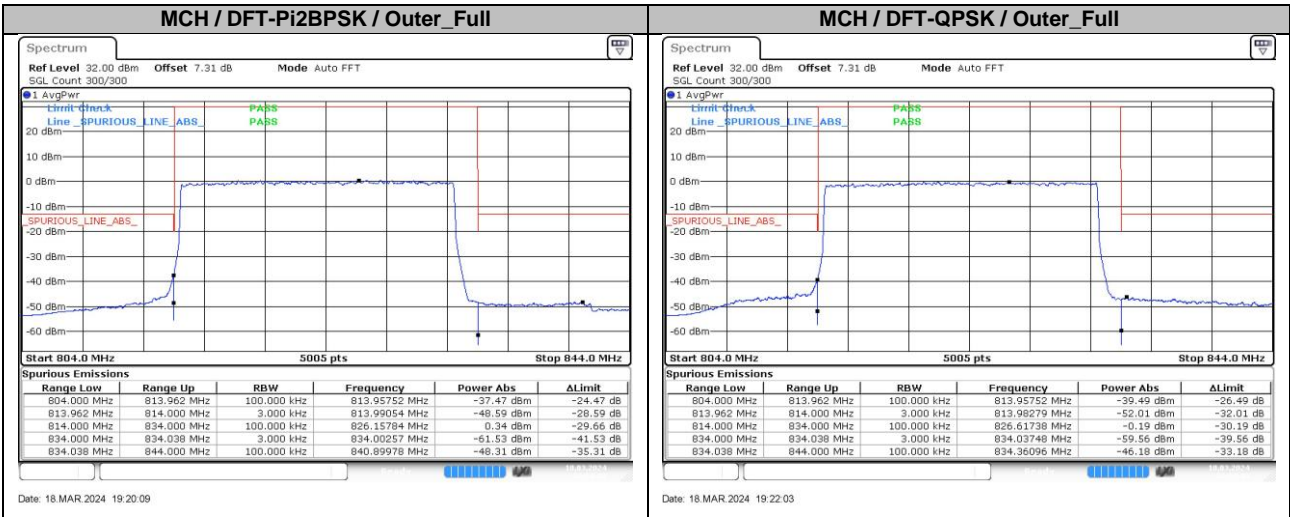
5.1. Test Plots





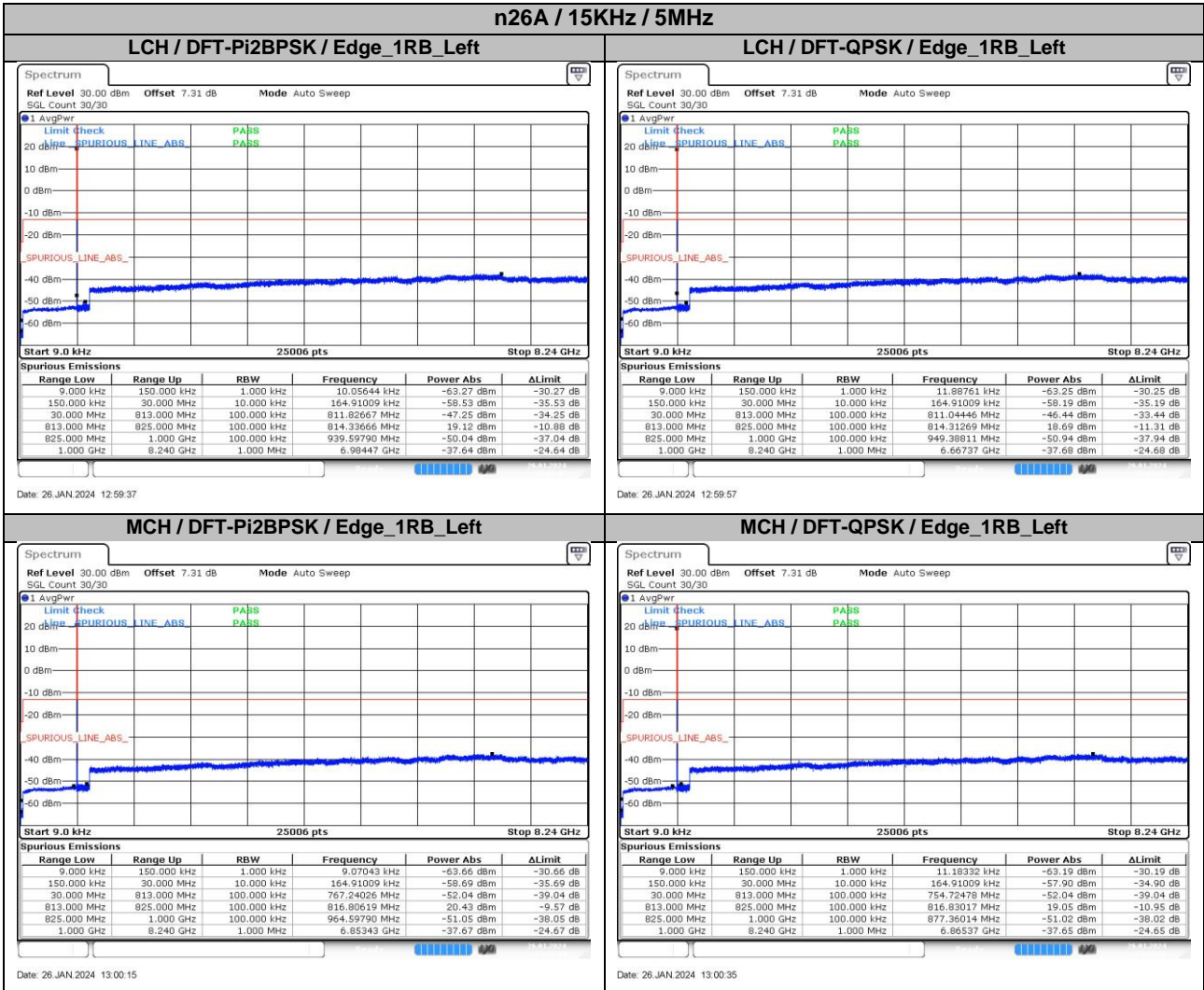


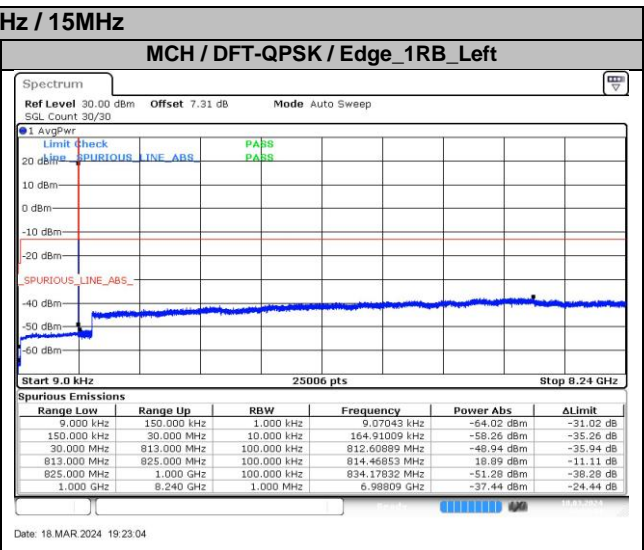
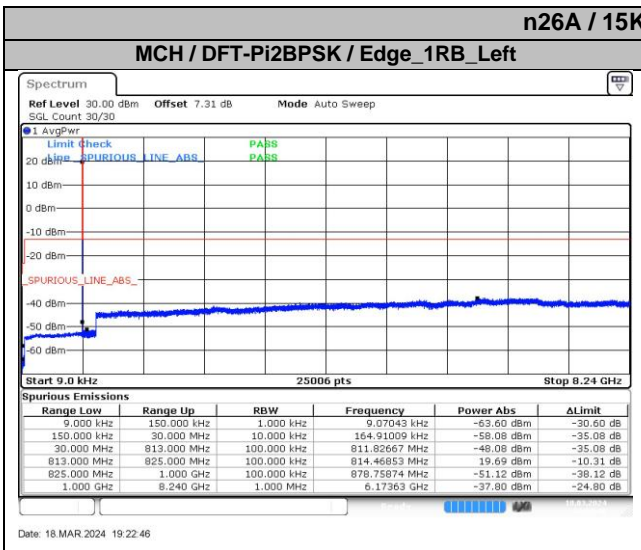
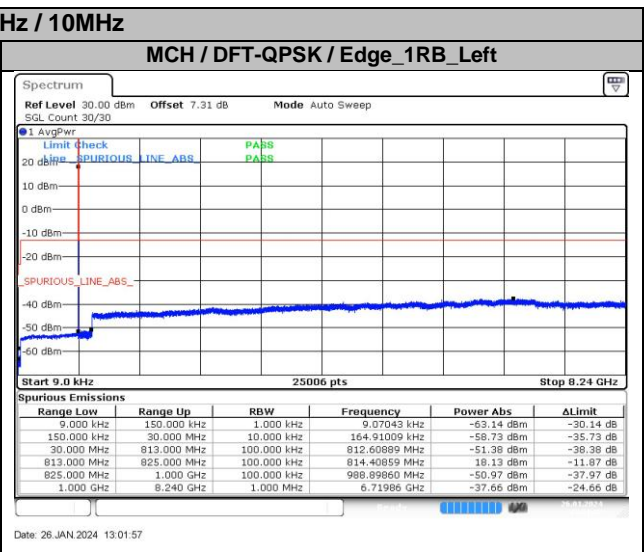
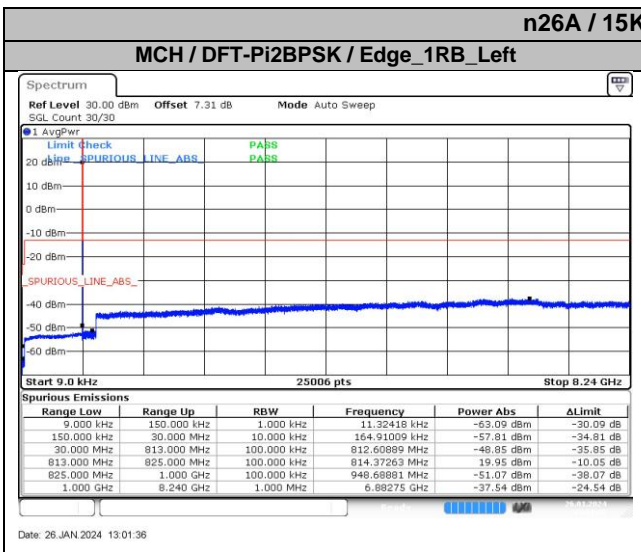
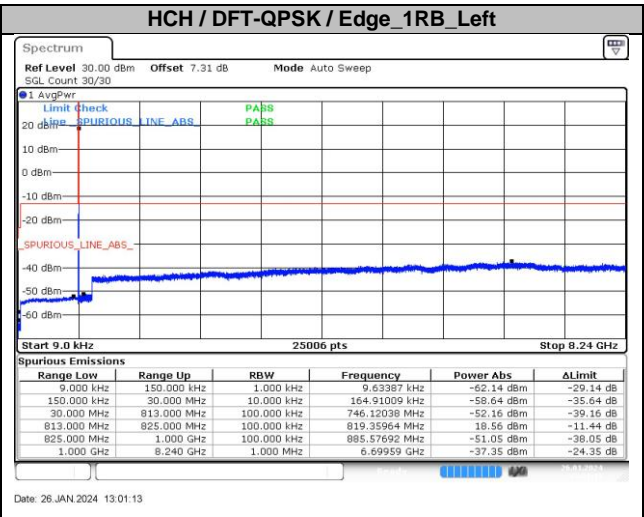
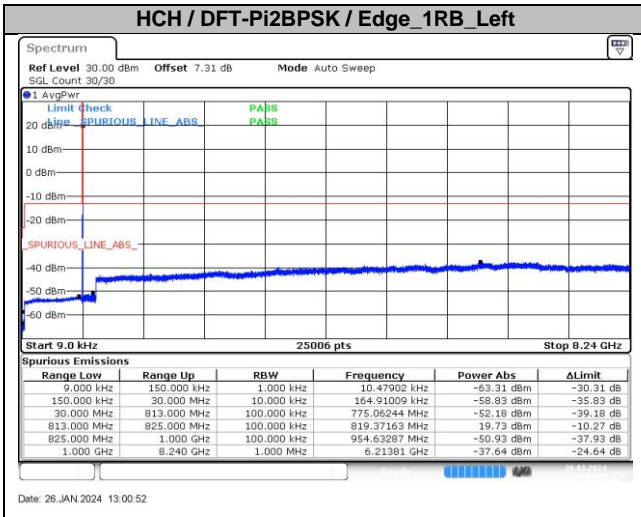


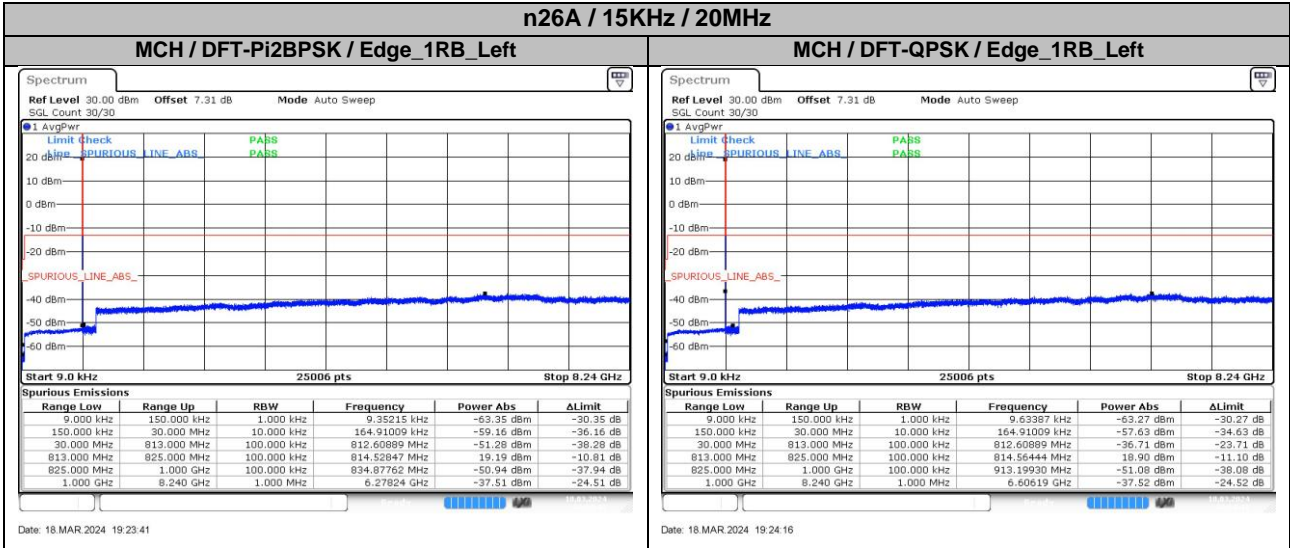


6. Conducted Spurious Emission

6.1. Test Plots







7. Frequency Stability

7.1. Test Results

7.1.1. Frequency Error Vs Voltage

SCS	Bandwidth	Channel	RB Config	Modulation	Temperature	Voltage	Deviation Result		Verdict
							(Hz)	(ppm)	
15KHz	20MHz	MCH	Outer_Full	DFT-QPSK	NT	LV	-6.50	-0.007888	Pass
15KHz	20MHz	MCH	Outer_Full	DFT-QPSK	NT	NV	-5.30	-0.006432	Pass
15KHz	20MHz	MCH	Outer_Full	DFT-QPSK	NT	HV	-8.20	-0.009951	Pass

7.1.2. Frequency Error Vs Temperature

SCS	Bandwidth	Channel	RB Config	Modulation	Temperature	Voltage	Deviation Result		Verdict
							(Hz)	(ppm)	
15KHz	20MHz	MCH	Outer_Full	DFT-QPSK	-30°C	NV	-4.20	-0.005097	Pass
15KHz	20MHz	MCH	Outer_Full	DFT-QPSK	-20°C	NV	-6.60	-0.008010	Pass
15KHz	20MHz	MCH	Outer_Full	DFT-QPSK	-10°C	NV	-6.10	-0.007403	Pass
15KHz	20MHz	MCH	Outer_Full	DFT-QPSK	0°C	NV	-5.30	-0.006432	Pass
15KHz	20MHz	MCH	Outer_Full	DFT-QPSK	10°C	NV	-6.00	-0.007282	Pass
15KHz	20MHz	MCH	Outer_Full	DFT-QPSK	20°C	NV	-3.00	-0.003641	Pass
15KHz	20MHz	MCH	Outer_Full	DFT-QPSK	30°C	NV	-6.30	-0.007646	Pass
15KHz	20MHz	MCH	Outer_Full	DFT-QPSK	40°C	NV	-1.90	-0.002306	Pass
15KHz	20MHz	MCH	Outer_Full	DFT-QPSK	50°C	NV	-6.20	-0.007524	Pass

The End