



FCC RF Test Report

APPLICANT : Motorola Mobility LLC
EQUIPMENT : Mobile Cellular Phone
BRAND NAME : Motorola
MODEL NAME : XT2421-2
FCC ID : IHDT56AR1
STANDARD : FCC Part 15 Subpart C §15.247
CLASSIFICATION : (DTS) Digital Transmission System
TEST DATE(S) : Sep. 22, 2023 ~ Nov. 23, 2023

We, Sporton International Inc. (Kunshan), would like to declare that the tested sample has been evaluated in accordance with the test procedures and has been in compliance with the applicable technical standards.

The test results in this report apply exclusively to the tested model / sample. Without written approval of Sporton International Inc. (Kunshan), the test report shall not be reproduced except in full.

Jason Jia



Approved by: Jason Jia

Sporton International Inc. (Kunshan)

**No. 1098, Pengxi North Road, Kunshan Economic Development Zone Jiangsu Province 215300
People's Republic of China**



TABLE OF CONTENTS

REVISION HISTORY.....3

SUMMARY OF TEST RESULT4

1 GENERAL DESCRIPTION.....5

1.1 Applicant.....5

1.2 Manufacturer.....5

1.3 Product Feature of Equipment Under Test.....5

1.4 Product Specification of Equipment Under Test.....5

1.5 Modification of EUT5

1.6 Specification of Accessory.....6

1.7 Testing Location6

1.8 Test Software.....7

1.9 Applicable Standards.....7

2 TEST CONFIGURATION OF EQUIPMENT UNDER TEST.....8

2.1 Carrier Frequency Channel8

2.2 Test Mode.....9

2.3 Connection Diagram of Test System.....10

2.4 Support Unit used in test configuration and system11

2.5 EUT Operation Test Setup11

2.6 Measurement Results Explanation Example.....11

3 TEST RESULT12

3.1 6dB and 99% Bandwidth Measurement12

3.2 Output Power Measurement.....13

3.3 Power Spectral Density Measurement15

3.4 Conducted Band Edges and Spurious Emission Measurement16

3.5 Radiated Band Edges and Spurious Emission Measurement17

3.6 AC Conducted Emission Measurement.....21

3.7 Antenna Requirements.....23

4 LIST OF MEASURING EQUIPMENT.....24

5 MEASUREMENT UNCERTAINTY25

APPENDIX A. CONDUCTED TEST RESULTS

APPENDIX B. AC CONDUCTED EMISSION TEST RESULT

APPENDIX C. RADIATED SPURIOUS EMISSION

APPENDIX D. DUTY CYCLE PLOTS

APPENDIX E. SETUP PHOTOGRAPHS



REVISION HISTORY

REPORT NO.	VERSION	DESCRIPTION	ISSUED DATE
FR381717B	Rev. 01	Initial issue of report	Nov. 24, 2023



SUMMARY OF TEST RESULT

Report Section	FCC Rule	Description	Limit	Result	Remark
3.1	15.247(a)(2)	6dB Bandwidth	≥ 0.5MHz	Pass	-
3.1	-	99% Bandwidth	-	Report only	-
3.2	15.247(b)(3)	Peak Output Power	≤ 30dBm	Pass	-
3.3	15.247(e)	Power Spectral Density	≤ 8dBm/3kHz	Pass	-
3.4	15.247(d)	Conducted Band Edges and Spurious Emission	≤ 20dBc	Pass	-
3.5	15.247(d)	Radiated Band Edges and Spurious Emission	15.209(a) & 15.247(d)	Pass	Under limit 14.69 dB at 2492.11 MHz
3.6	15.207	AC Conducted Emission	15.207(a)	Pass	Under limit 12.45 dB at 0.159 MHz
3.7	15.203 & 15.247(b)	Antenna Requirement	15.203 & 15.247(b)	Pass	-

Conformity Assessment Condition:
1. The test results (PASS/FAIL) with all measurement uncertainty excluded are presented against the regulation limits or in accordance with the requirements stipulated by the applicant/manufacture who shall bear all the risks of non-compliance that may potentially occur if measurement uncertainty is taken into account.
2. The measurement uncertainty please refer to each test result in the section "Measurement Uncertainty"
Disclaimer:
The product specifications of the EUT presented in the test report that may affect the test assessments are declared by the manufacturer who shall take full responsibility for the authenticity.



1 General Description

1.1 Applicant

Motorola Mobility LLC
222 W,Merchandise Mart Plaza, Chicago IL 60654 USA

1.2 Manufacturer

Motorola Mobility LLC
222 W,Merchandise Mart Plaza, Chicago IL 60654 USA

1.3 Product Feature of Equipment Under Test

Product Feature	
Equipment	Mobile Cellular Phone
Brand Name	Motorola
Model Name	XT2421-2
FCC ID	IHDT56AR1
IMEI Code	Conducted: 350173910002477/350173910002485 Conduction: 350173910002758/350173910002766 Radiation: 351113350008393
HW Version	DVT2
SW Version	ULA34.53
EUT Stage	Identical Prototype

Remark: The above EUT's information was declared by manufacturer. Please refer to the specifications or user's manual for more detailed description.

1.4 Product Specification of Equipment Under Test

Standards-related Product Specification	
Tx/Rx Frequency Range	2402 MHz ~ 2480 MHz
Number of Channels	40
Carrier Frequency of Each Channel	40 Channel(37 hopping + 3 advertising channel)
Maximum Output Power to Antenna	BLE 1Mbps: 1.05 dBm (0.0013 W) BLE 2Mbps: 1.03 dBm (0.0013 W)
99% Occupied Bandwidth	BLE 1Mbps: 1.015 MHz BLE 2Mbps: 2.030 MHz
Antenna Type / Gain	PIFA Antenna type with gain -3.6 dBi
Type of Modulation	Bluetooth LE : GFSK

1.5 Modification of EUT

No modifications are made to the EUT during all test items.



1.6 Specification of Accessory

Specification of Accessory				
AC Adapter 1(US)	Brand Name	Motorola (Salcomp)	Model Name	MC-101
AC Adapter 1(EU)	Brand Name	Motorola (Salcomp)	Model Name	MC-102
AC Adapter 1(UK)	Brand Name	Motorola (Salcomp)	Model Name	MC-103
AC Adapter 1(AU)	Brand Name	Motorola (Salcomp)	Model Name	MC-105
AC Adapter 1(CHILE)	Brand Name	Motorola (Salcomp)	Model Name	MC-109
AC Adapter 2(US)	Brand Name	Motorola (chenyang)	Model Name	MC-101
AC Adapter 2(EU)	Brand Name	Motorola (chenyang)	Model Name	MC-102
AC Adapter 2(UK)	Brand Name	Motorola (chenyang)	Model Name	MC-103
AC Adapter 2(AU)	Brand Name	Motorola (chenyang)	Model Name	MC-105
AC Adapter 3(US)	Brand Name	Motorola (aohai)	Model Name	MC-101
AC Adapter 3(EU)	Brand Name	Motorola (aohai)	Model Name	MC-102
AC Adapter 3(UK)	Brand Name	Motorola (aohai)	Model Name	MC-103
AC Adapter 3(AU)	Brand Name	Motorola (aohai)	Model Name	MC-105
Battery 1	Brand Name	Motorola (ATL)	Model Name	QF50
Battery 2	Brand Name	Motorola (Sunwoda)	Model Name	QF50
Battery 3	Brand Name	Motorola (SCUD)	Model Name	QF50
Earphone 1	Brand Name	Motorola (New leader)	Model Name	NLD-EM313A-20SF
Earphone 2	Brand Name	Motorola (JWELL)	Model Name	JWEP1205-L20H
USB Cable 1	Brand Name	Motorola (JWELL)	Model Name	JWUB1631-L20H
USB Cable 2	Brand Name	Motorola (Saibao)	Model Name	SLQ-A238A

1.7 Testing Location

Sporton International Inc. (Kunshan) is accredited to ISO/IEC 17025:2017 by American Association for Laboratory Accreditation with Certificate Number 5145.02.

Test Firm	Sporton International Inc. (Kunshan)		
Test Site Location	No. 1098, Pengxi North Road, Kunshan Economic Development Zone Jiangsu Province 215300 People’s Republic of China TEL : +86-512-57900158		
Test Site No.	Sporton Site No.	FCC Designation No.	FCC Test Firm Registration No.
	CO01-KS 03CH07-KS TH01-KS	CN1257	314309



1.8 Test Software

Item	Site	Manufacturer	Name	Version
1.	TH01-KS	Tonscend	JS1120-3 test system China_210602	3.3.10
2.	03CH07-KS	AUDIX	E3	210616
3.	CO01-KS	AUDIX	E3	6.2009-8-24

1.9 Applicable Standards

According to the specifications of the manufacturer, the EUT must comply with the requirements of the following standards:

- ♦ 47 CFR Part 15 Subpart C §15.247
- ♦ FCC KDB 558074 D01 15.247 Meas Guidance v05r02
- ♦ ANSI C63.10-2013

Remark:

1. All test items were verified and recorded according to the standards and without any deviation during the test.
2. This EUT has also been tested and complied with the requirements of FCC Part 15, Subpart B, recorded in a separate test report.



2 Test Configuration of Equipment Under Test

2.1 Carrier Frequency Channel

Frequency Band	Channel	Freq. (MHz)	Channel	Freq. (MHz)
2400-2483.5 MHz	0	2402	21	2444
	1	2404	22	2446
	2	2406	23	2448
	3	2408	24	2450
	4	2410	25	2452
	5	2412	26	2454
	6	2414	27	2456
	7	2416	28	2458
	8	2418	29	2460
	9	2420	30	2462
	10	2422	31	2464
	11	2424	32	2466
	12	2426	33	2468
	13	2428	34	2470
	14	2430	35	2472
	15	2432	36	2474
	16	2434	37	2476
	17	2436	38	2478
	18	2438	39	2480
	19	2440	-	-
20	2442	-	-	



2.2 Test Mode

- a. The EUT has been associated with peripherals and configuration operated in a manner tended to maximize its emission characteristics in a typical application. Frequency range investigated: conduction emission (150 kHz to 30 MHz), radiation emission (9 kHz to the 10th harmonic of the highest fundamental frequency or to 40 GHz, whichever is lower). For radiated measurement, pre-scanned in three orthogonal panels, X, Y, Z. The worst cases (X plane) were recorded in this report.
- b. AC power line Conducted Emission was tested under maximum output power.

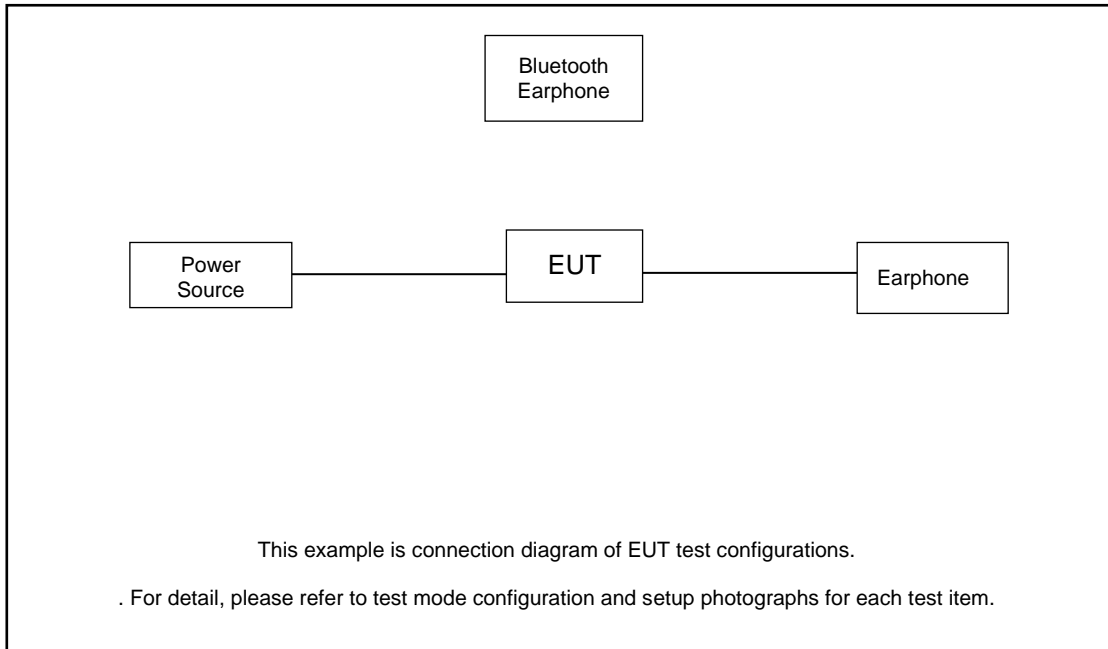
The following summary table is showing all test modes to demonstrate in compliance with the standard.

Summary table of Test Cases	
Test Item	Data Rate / Modulation
	Bluetooth – LE / GFSK
Conducted TCs	Mode 1: Bluetooth Tx CH00_2402 MHz_BLE 1Mbps
	Mode 2: Bluetooth Tx CH19_2440 MHz_BLE 1Mbps
	Mode 3: Bluetooth Tx CH39_2480 MHz_BLE 1Mbps
	Mode 4: Bluetooth Tx CH00_2402 MHz_BLE 2Mbps
	Mode 5: Bluetooth Tx CH19_2440 MHz_BLE 2Mbps
	Mode 6: Bluetooth Tx CH39_2480 MHz_BLE 2Mbps
Radiated TCs	Mode 1: Bluetooth Tx CH00_2402 MHz_BLE 1Mbps
	Mode 2: Bluetooth Tx CH19_2440 MHz_BLE 1Mbps
	Mode 3: Bluetooth Tx CH39_2480 MHz_BLE 1Mbps
	Mode 4: Bluetooth Tx CH00_2402 MHz_BLE 2Mbps
	Mode 5: Bluetooth Tx CH19_2440 MHz_BLE 2Mbps
	Mode 6: Bluetooth Tx CH39_2480 MHz_BLE 2Mbps
AC Conducted Emission	Mode 1: GSM 850 Idle + Bluetooth Link + WLAN Link (2.4G) + Adapter1 + Earphone 1 + USB Cable 1+ Battery 1
Remark: For Radiated Test Cases, The tests were performance with Adapter 1, Earphone and USB Cable1	

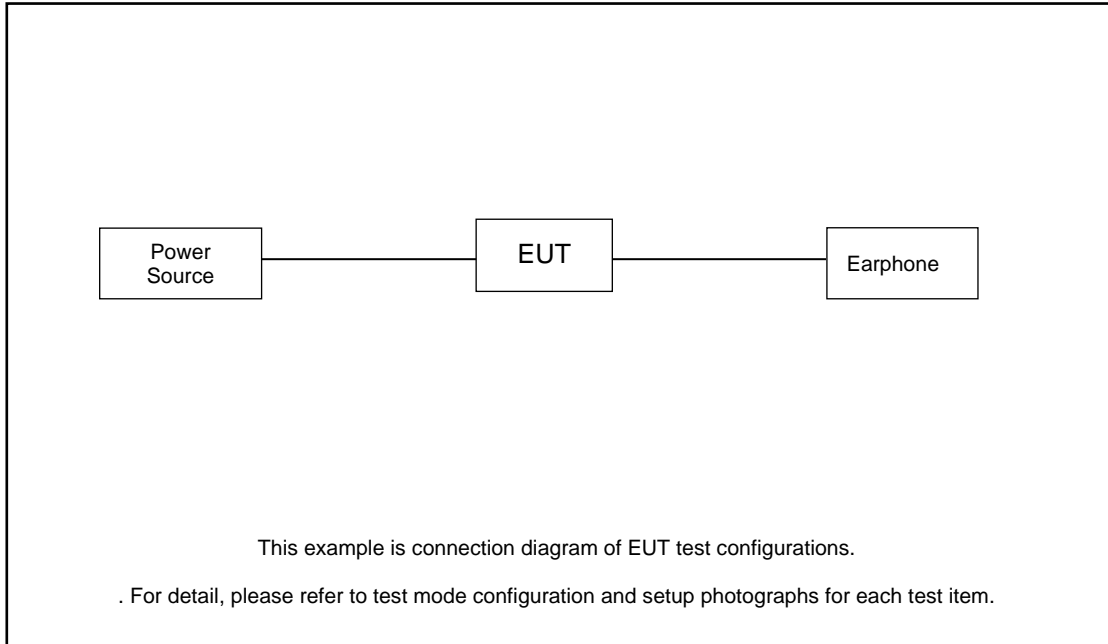
RSE Co-location
Bluetooth LE(1 Mbps) CH39_TX + LTE Band 13 link

2.3 Connection Diagram of Test System

AC Conducted Emission:



Radiated Emission:





2.4 Support Unit used in test configuration and system

Item	Equipment	Trade Name	Model Name	FCC ID	Data Cable	Power Cord
1.	LTE Base Station	Anritus	MT8821C	N/A	N/A	Unshielded,1.8m
2.	Notebook	Lenovo	G480	QDS-BRCM1050I	N/A	shielded cable DC O/P 1.8m , Unshielded AC I/P cable 1.8m
3.	WLAN AP	D-link	DIR-655	KA21R655B1	N/A	Unshielded,1.8m
4.	Bluetooth Earphone	Lenovo	thinkplus-BH3	N/A	N/A	N/A
5.	Earphone	N/A	N/A	N/A	N/A	N/A
6.	SD Card	Kingston	8GB	N/A	N/A	N/A

2.5 EUT Operation Test Setup

For BLE function, the engineering test program was provided and enabled to make EUT continuous transmit.

For AC power line conducted emissions, the EUT was set to connect with the WLAN AP under large package sizes transmission.

2.6 Measurement Results Explanation Example

For all conducted test items:

The offset level is set in the spectrum analyzer to compensate the RF cable loss and attenuator factor between EUT conducted output port and spectrum analyzer. With the offset compensation, the spectrum analyzer reading level is exactly the EUT RF output level.

Example :

The spectrum analyzer offset is derived from RF cable loss and attenuator factor.

$$Offset = RF\ cable\ loss + attenuator\ factor.$$

Following shows an offset computation example with cable loss 1.96 dB and 10dB attenuator.

$$\begin{aligned}
Offset(dB) &= RF\ cable\ loss(dB) + attenuator\ factor(dB). \\
&= 1.96 + 10 = 11.96\ (dB)
\end{aligned}$$

3 Test Result

3.1 6dB and 99% Bandwidth Measurement

3.1.1 Limit of 6dB and 99% Bandwidth

The minimum 6 dB bandwidth shall be at least 500 kHz.

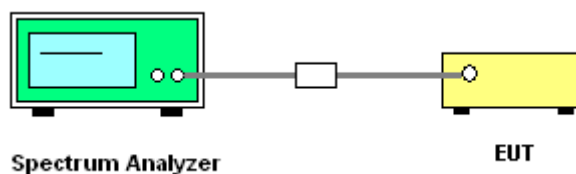
3.1.2 Measuring Instruments

The section 4.0 of List of Measuring Equipment of this test report is used for test.

3.1.3 Test Procedures

1. The testing follows ANSI C63.10-2013 clause 11.8
2. The RF output of EUT was connected to the spectrum analyzer by RF cable and attenuator. The path loss was compensated to the results for each measurement.
3. Set to the maximum power setting and enable the EUT transmit continuously.
4. Make the measurement with the spectrum analyzer's resolution bandwidth (RBW) = 100 kHz. Set the Video bandwidth (VBW) = 300 kHz. In order to make an accurate measurement. The 6 dB bandwidth must be greater than 500 kHz.
5. For 99% Bandwidth Measurement, the spectrum analyzer's resolution bandwidth (RBW) is set 1% to 5% of the 99% OBW and the VBW is set to 3 times of the RBW.
6. Measure and record the results in the test report.

3.1.4 Test Setup



3.1.5 Test Result of 6dB Bandwidth

Please refer to Appendix A.

3.1.6 Test Result of 99% Occupied Bandwidth

Please refer to Appendix A.

3.2 Output Power Measurement

3.2.1 Limit of Output Power

For systems using digital modulation in the 2400-2483.5MHz, the limit for peak output power is 30dBm. If transmitting antenna of directional gain greater than 6dBi is used, the peak output power from the intentional radiator shall be reduced below the above stated value by the amount in dB that the directional gain of the antenna exceeds 6 dBi. In case of point-to-point operation, the limit has to be reduced by 1dB for every 3dB that the directional gain of the antenna exceeds 6dBi.

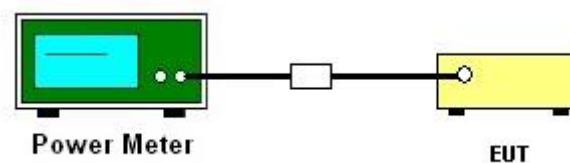
3.2.2 Measuring Instruments

The section 4.0 of List of Measuring Equipment of this test report is used for test.

3.2.3 Test Procedures

1. The testing follows the Measurement Procedure of ANSI C63.10-2013 clause 11.9.1.3 PKPM1 Peak power meter or ANSI C63.10-2013 clause 11.9.2.3.1 Method AVGPM method.
2. The RF output of EUT was connected to the power meter by RF cable and attenuator. The path loss was compensated to the results for each measurement.
3. Set to the maximum power setting and enable the EUT transmit continuously.
4. Measure the conducted output power and record the results in the test report.

3.2.4 Test Setup





3.2.5 Test Result of Peak Output Power

Mod.	Data Rate	NTX	CH.	Freq. (MHz)	Peak Conducted Power (dBm)	Conducted Power Limit (dBm)	DG (dBi)	EIRP Power (dBm)	EIRP Power Limit (dBm)	Pass /Fail
BLE	1Mbps	1	0	2402	1.05	30.00	-3.60	-2.55	36.00	Pass
BLE	1Mbps	1	19	2440	-0.35	30.00	-3.60	-3.95	36.00	Pass
BLE	1Mbps	1	39	2480	-1.12	30.00	-3.60	-4.72	36.00	Pass

Mod.	Data Rate	NTX	CH.	Freq. (MHz)	Peak Conducted Power (dBm)	Conducted Power Limit (dBm)	DG (dBi)	EIRP Power (dBm)	EIRP Power Limit (dBm)	Pass /Fail
BLE	2Mbps	1	0	2402	1.03	30.00	-3.60	-2.57	36.00	Pass
BLE	2Mbps	1	19	2440	-0.36	30.00	-3.60	-3.96	36.00	Pass
BLE	2Mbps	1	39	2480	-1.12	30.00	-3.60	-4.72	36.00	Pass

3.2.6 Test Result of Average Output Power (Reporting Only)

Mod.	Data Rate	NTX	CH.	Freq. (MHz)	Duty Factor (dB)	Average Conducted Power (dBm)
BLE	1Mbps	1	0	2402	4.98	0.71
BLE	1Mbps	1	19	2440	4.98	-0.77
BLE	1Mbps	1	39	2480	4.98	-1.69

Mod.	Data Rate	NTX	CH.	Freq. (MHz)	Duty Factor (dB)	Average Conducted Power (dBm)
BLE	2Mbps	1	0	2402	4.87	0.25
BLE	2Mbps	1	19	2440	4.87	-0.64
BLE	2Mbps	1	39	2480	4.87	-1.40

3.3 Power Spectral Density Measurement

3.3.1 Limit of Power Spectral Density

The peak power spectral density shall not be greater than 8dBm in any 3kHz band at any time interval of continuous transmission.

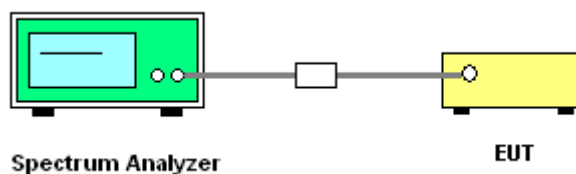
3.3.2 Measuring Instruments

The section 4.0 of List of Measuring Equipment of this test report is used for test.

3.3.3 Test Procedures

1. The testing follows Measurement Procedure of ANSI C63.10-2013 clause 11.10.2 Method PKPSD.
2. The RF output of EUT was connected to the spectrum analyzer by RF cable and attenuator. The path loss was compensated to the results for each measurement.
3. Set to the maximum power setting and enable the EUT transmit continuously.
4. Make the measurement with the spectrum analyzer's resolution bandwidth (RBW) = 3 kHz. Video bandwidth VBW = 10 kHz In order to make an accurate measurement, set the span to 1.5 times DTS Channel Bandwidth. (6dB BW)
5. Detector = peak, Sweep time = auto couple, Trace mode = max hold, Allow trace to fully stabilize. Use the peak marker function to determine the maximum power level.
6. Measure and record the results in the test report.
7. The Measured power density (dBm)/ 100kHz is a reference level and used as 20dBc down limit line for Conducted Band Edges and Conducted Spurious Emission.

3.3.4 Test Setup



3.3.5 Test Result of Power Spectral Density

Please refer to Appendix A.

3.4 Conducted Band Edges and Spurious Emission Measurement

3.4.1 Limit of Conducted Band Edges and Spurious Emission

All harmonics/spurious must be at least 20 dB down from the highest emission level within the authorized band.

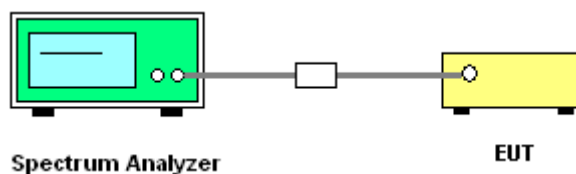
3.4.2 Measuring Instruments

The section 4.0 of List of Measuring Equipment of this test report is used for test.

3.4.3 Test Procedure

1. The testing follows ANSI C63.10-2013 clause 11.13
2. The RF output of EUT was connected to the spectrum analyzer by RF cable and attenuator. The path loss was compensated to the results for each measurement.
3. Set to the maximum power setting and enable the EUT transmit continuously.
4. Set RBW = 100 kHz, VBW=300 kHz, Peak Detector. Unwanted Emissions measured in any 100 kHz bandwidth outside of the authorized frequency band shall be attenuated by at least 20 dB relative to the maximum in-band peak PSD level in 100 kHz when maximum peak conducted output power procedure is used. If the transmitter complies with the conducted power limits based on the use of RMS averaging over a time interval, the attenuation required under this paragraph shall be 30 dB instead of 20 dB.
5. Measure and record the results in the test report.
6. The RF fundamental frequency should be excluded against the limit line in the operating frequency band.

3.4.4 Test Setup



3.4.5 Test Result of Conducted Band Edges Plots

Please refer to Appendix A.

3.4.6 Test Result of Conducted Spurious Emission Plots

Please refer to Appendix A.



3.5 Radiated Band Edges and Spurious Emission Measurement

3.5.1 Limit of Radiated Band Edges and Spurious Emission

In any 100 kHz bandwidth outside the intentional radiator frequency band, all harmonics/spurious must be at least 20 dB below the highest emission level within the authorized band. If the output power of this device was measured by spectrum analyzer, the attenuation under this paragraph shall be 30 dB instead of 20 dB. In addition, radiated emissions which fall in the restricted bands must also comply with the limits as below.

Frequency (MHz)	Field Strength (microvolts/meter)	Measurement Distance (meters)
0.009 – 0.490	2400/F(kHz)	300
0.490 – 1.705	24000/F(kHz)	30
1.705 – 30.0	30	30
30 – 88	100	3
88 – 216	150	3
216 - 960	200	3
Above 960	500	3

3.5.2 Measuring Instruments

The section 4.0 of List of Measuring Equipment of this test report is used for test.

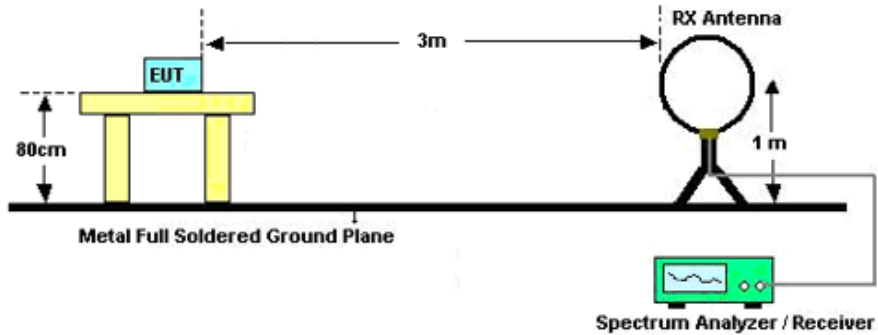


3.5.3 Test Procedures

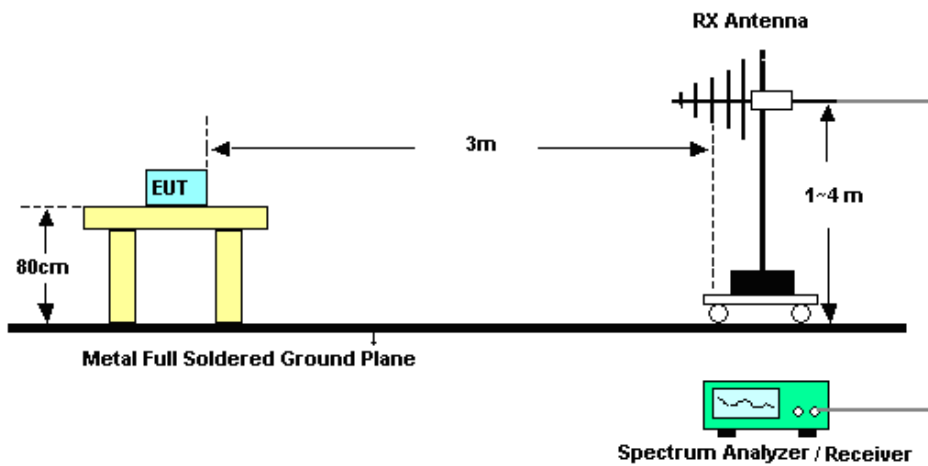
1. The testing follows ANSI C63.10-2013 clause 11.11 & 11.12
2. The EUT was arranged to its worst case and then tune the antenna tower (from 1 m to 4 m) and turntable (from 0 degree to 360 degrees) to find the maximum reading. A pre-amp and a high pass filter are used for the test in order to get better signal level.
3. The EUT was placed on a turntable with 0.8 meter for frequency below 1GHz and 1.5 meter for frequency above 1GHz respectively above ground.
4. The EUT was set 3 meters from the interference receiving antenna, which was mounted on the top of a variable height antenna tower.
5. Corrected Reading: Antenna Factor + Cable Loss + Read Level - Preamp Factor = Level
6. For testing below 1GHz, if the emission level of the EUT in peak mode was 3 dB lower than the limit specified, then peak values of EUT will be reported, otherwise, the emissions will be repeated one by one using the CISPR quasi-peak method and reported.
7. For testing above 1GHz, the emission level of the EUT in peak mode was 20dB lower than peak limit (that means the emission level in average mode also complies with the limit in average mode), then peak values of EUT will be reported, otherwise, the emissions will be measured in average mode again and reported.
8. Use the following spectrum analyzer settings:
 - (1) Span shall wide enough to fully capture the emission being measured;
 - (2) Set RBW=100 kHz for $f < 1$ GHz; $VBW \geq RBW$; Sweep = auto; Detector function = peak; Trace = max hold;
 - (3) Set RBW = 1 MHz, VBW= 3MHz for $f \geq 1$ GHz for peak measurement.
For average measurement:
 - $VBW = 10$ Hz, when duty cycle is no less than 98 percent.
 - $VBW \geq 1/T$, when duty cycle is less than 98 percent where T is the minimum transmission duration over which the transmitter is on and is transmitting at its maximum power control level for the tested mode of operation.

3.5.4 Test Setup

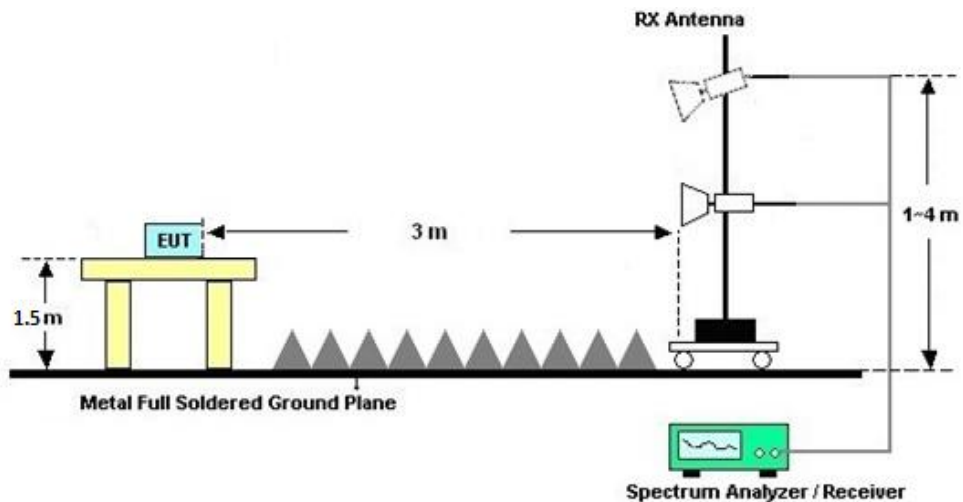
For radiated emissions below 30MHz



For radiated emissions from 30MHz to 1GHz



For radiated emissions above 1GHz





3.5.5 Test Results of Radiated Spurious Emissions (9 kHz ~ 30 MHz)

The low frequency, which started from 9 kHz to 30MHz, was pre-scanned and the result which was 20dB lower than the limit line was not reported.

There is a comparison data of both open-field test site and semi-Anechoic chamber, and the result came out very similar.

3.5.6 Test Result of Radiated Spurious at Band Edges

Please refer to Appendix C.

3.5.7 Duty Cycle

Please refer to Appendix D.

3.5.8 Test Result of Radiated Spurious Emission (30MHz ~ 10th Harmonic or 40GHz, whichever is lower)

Please refer to Appendix C.



3.6 AC Conducted Emission Measurement

3.6.1 Limit of AC Conducted Emission

For equipment that is designed to be connected to the public utility (AC) power line, the radio frequency voltage that is conducted back onto the AC power line on any frequency or frequencies within the band 150 kHz to 30 MHz shall not exceed the limits in the following table.

Frequency of emission (MHz)	Conducted limit (dBµV)	
	Quasi-peak	Average
0.15-0.5	66 to 56*	56 to 46*
0.5-5	56	46
5-30	60	50

*Decreases with the logarithm of the frequency.

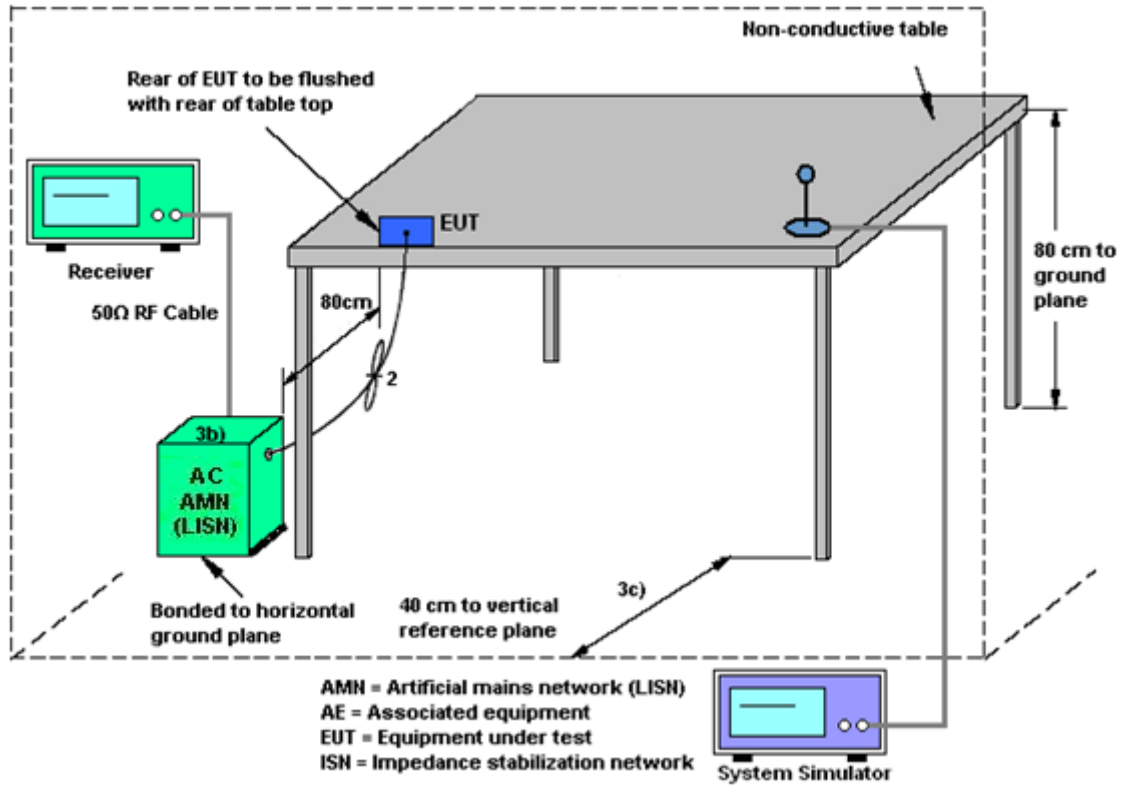
3.6.2 Measuring Instruments

The section 4.0 of List of Measuring Equipment of this test report is used for test.

3.6.3 Test Procedures

1. The EUT was placed 0.4 meter from the conducting wall of the shielding room was kept at least 80 centimeters from any other grounded conducting surface.
2. Connect EUT to the power mains through a line impedance stabilization network (LISN).
3. All the support units are connecting to the other LISN.
4. The LISN provides 50 ohm coupling impedance for the measuring instrument.
5. The FCC states that a 50 ohm, 50 microhenry LISN should be used.
6. Both sides of AC line were checked for maximum conducted interference.
7. The frequency range from 150 kHz to 30 MHz was searched.
8. Set the test-receiver system to Peak Detect Function and specified bandwidth (IF Bandwidth = 9kHz) with Maximum Hold Mode. Then measurement is also conducted by Average Detector and Quasi-Peak Detector Function respectively.

3.6.4 Test Setup



3.6.5 Test Result of AC Conducted Emission

Please refer to Appendix B.



3.7 Antenna Requirements

3.7.1 Standard Applicable

If directional gain of transmitting antennas is greater than 6dBi, the power shall be reduced by the same level in dB comparing to gain minus 6dBi. The use of a permanently attached antenna or of an antenna that uses a unique coupling to the intentional radiator shall be considered sufficient to comply with the rule.

3.7.2 Antenna Anti-Replacement Construction

An embedded-in antenna design is used.

3.7.3 Antenna Gain

The antenna peak gain of EUT is less than 6 dBi. Therefore, it is not necessary to reduce maximum peak output power limit.



4 List of Measuring Equipment

Instrument	Manufacturer	Model No.	Serial No.	Characteristics	Calibration Date	Test Date	Due Date	Remark
EMI Test Receiver	R&S	ESR7	101403	9kHz~7GHz;Max 30dBm	Oct. 10, 2023	Nov. 23, 2023	Oct. 09, 2024	Radiation (03CH07-KS)
EXA Spectrum Analyzer	Keysight	N9010A	MY55370528	10Hz~44G,MAX 30dB	Oct. 10, 2023	Nov. 23, 2023	Oct. 09, 2024	Radiation (03CH07-KS)
Loop Antenna	R&S	HFH2-Z2E	101125	9kHz~30MHz	Oct. 10, 2023	Nov. 23, 2023	Oct. 09, 2024	Radiation (03CH07-KS)
Bilog Antenna	TeseQ	CBL6111D	59913	30MHz~1GHz	Aug. 12, 2023	Nov. 23, 2023	Aug. 11, 2024	Radiation (03CH07-KS)
Double Ridge Horn Antenna	ETS-Lindgren	3117	00218642	1GHz~18GHz	Apr. 06, 2023	Nov. 23, 2023	Apr. 05, 2024	Radiation (03CH07-KS)
SHF-EHF Horn	Com-power	AH-840	101115	18GHz~40GHz	Oct. 10, 2023	Nov. 23, 2023	Oct. 09, 2024	Radiation (03CH07-KS)
Amplifier	SONOMA	310N	413740	9KHz~1GHz	Jan. 05, 2023	Nov. 23, 2023	Jan. 04, 2024	Radiation (03CH07-KS)
high gain Amplifier	EM	EM01G18GA	060840	1Ghz~18Ghz	Oct. 10, 2023	Nov. 23, 2023	Oct. 09, 2024	Radiation (03CH07-KS)
Amplifier	EM	EM01G18GA	060834	1Ghz~18Ghz	Oct. 10, 2023	Nov. 23, 2023	Oct. 09, 2024	Radiation (03CH07-KS)
Amplifier	EM	EM18G40GG A	060851	18~40GHz	Jan. 05, 2023	Nov. 23, 2023	Jan. 04, 2024	Radiation (03CH07-KS)
AC Power Source	Chroma	61601	616010002473	N/A	NCR	Nov. 23, 2023	NCR	Radiation (03CH07-KS)
Turn Table	EM	EM 1000-T	N/A	0~360 degree	NCR	Nov. 23, 2023	NCR	Radiation (03CH07-KS)
Antenna Mast	EM	EM 1000-A	N/A	1 m~4 m	NCR	Nov. 23, 2023	NCR	Radiation (03CH07-KS)
Spectrum Analyzer	R&S	FSV40	101040	10Hz~40GHz	Oct. 11, 2022	Oct. 07, 2023	Oct. 10, 2023	Conducted (TH01-KS)
Pulse Power Sensor	Anritsu	MA2411B	0917070	300MHz~40GHz	Jan. 05, 2023	Oct. 07, 2023	Jan. 04, 2024	Conducted (TH01-KS)
Power Meter	Anritsu	ML2495A	1005002	50MHz Bandwidth	Jan. 05, 2023	Oct. 07, 2023	Jan. 04, 2024	Conducted (TH01-KS)
EMI Receiver	R&S	ESCI7	100768	9kHz~7GHz;	May 16, 2023	Sep. 22, 2023	May 15, 2024	Conduction (CO01-KS)
AC LISN (for auxiliary equipment)	MessTec	AN3016	060103	9kHz~30MHz	Oct. 13, 2022	Sep. 22, 2023	Oct. 12, 2023	Conduction (CO01-KS)
AC LISN	MessTec	AN3016	060105	9kHz~30MHz	May 16, 2023	Sep. 22, 2023	May 15, 2024	Conduction (CO01-KS)

NCR: No Calibration Required



5 Measurement Uncertainty

The measurement uncertainties shown below were calculated in accordance with the requirements of ANSI 63.10-2013. All the measurement uncertainty value were shown with a coverage K=2 to indicate 95% level of confidence. The measurement data show herein meets or exceeds the CISPR measurement uncertainty values specified in CISPR 16-4-2 and can be compared directly to specified limit to determine compliance.

Uncertainty of Conducted Measurement

Conducted Spurious Emission & Bandedge	±2.26 dB
Occupied Channel Bandwidth	±0.1%
Conducted Power	±0.46 dB
Conducted Power Spectral Density	±0.88 dB
Frequency	±0.4 Hz

Uncertainty of AC Conducted Emission Measurement (0.15 MHz ~ 30 MHz)

Measuring Uncertainty for a Level of Confidence of 95% (U = 2Uc(y))	2.94 dB
---	---------

Uncertainty of Radiated Emission Measurement (9 KHz ~ 30 MHz)

Measuring Uncertainty for a Level of Confidence of 95% (U = 2Uc(y))	3.3 dB
---	--------

Uncertainty of Radiated Emission Measurement (30 MHz ~ 1000 MHz)

Measuring Uncertainty for a Level of Confidence of 95% (U = 2Uc(y))	6.20 dB
---	---------

Uncertainty of Radiated Emission Measurement (1 GHz ~ 18 GHz)

Measuring Uncertainty for a Level of Confidence of 95% (U = 2Uc(y))	4.86 dB
---	---------

Uncertainty of Radiated Emission Measurement (18 GHz ~ 40 GHz)

Measuring Uncertainty for a Level of Confidence of 95% (U = 2Uc(y))	5.24 dB
---	---------

----- THE END -----



Appendix A. Conducted Test Results



Ambient Condition: <u>25</u> °C, <u>45</u> %RH	
Test Date: <u>2023.10.7</u>	Test Engineer: <u>Long Wu</u>

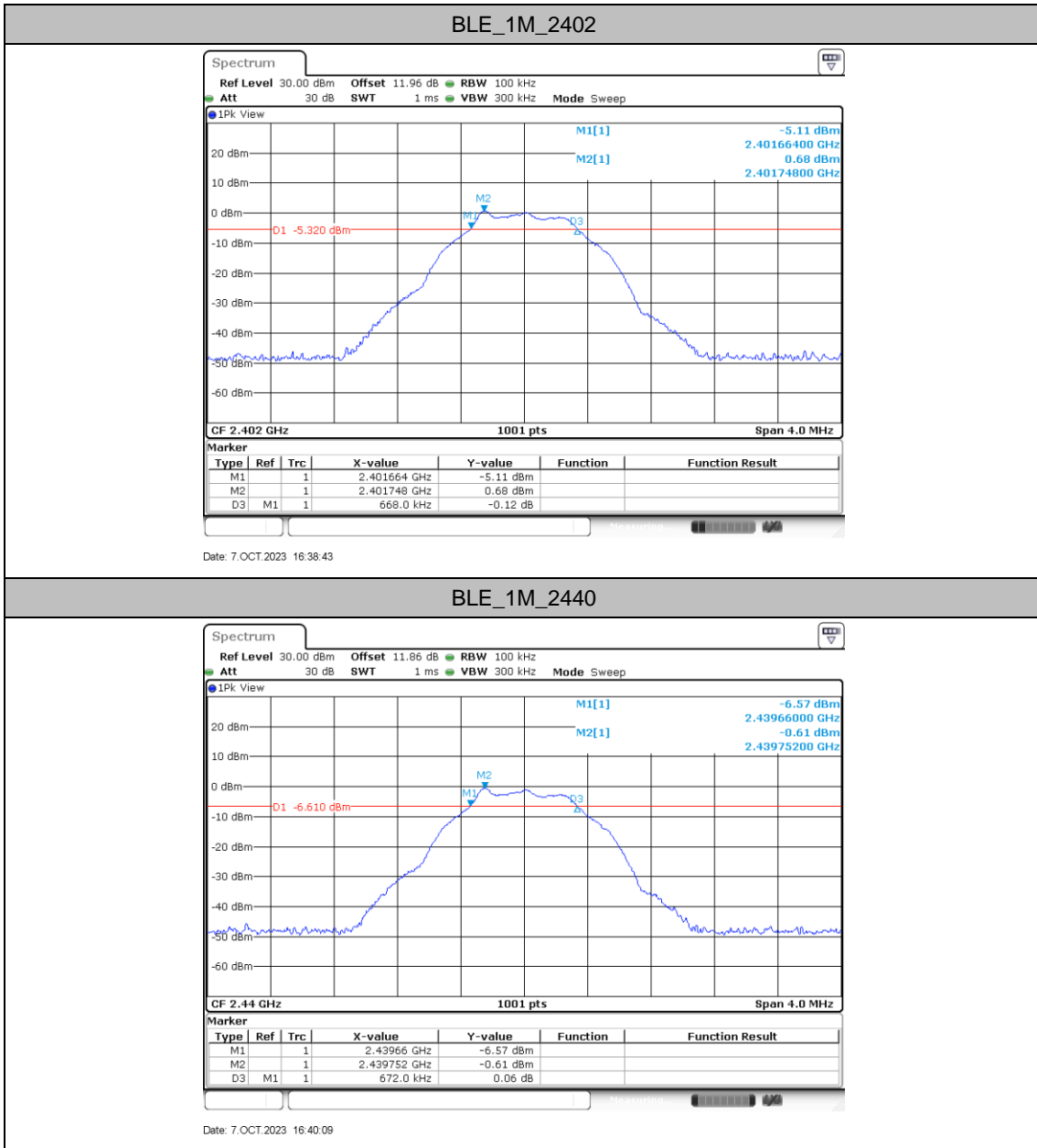
DTS Bandwidth

Test Result

TestMode	Antenna	Freq(MHz)	DTS BW [MHz]	FL[MHz]	FH[MHz]	Limit[MHz]	Verdict
BLE_1M	Ant5	2402	0.67	2401.66	2402.33	0.5	PASS
		2440	0.67	2439.66	2440.33	0.5	PASS
		2480	0.67	2479.66	2480.33	0.5	PASS
BLE_2M	Ant5	2402	1.14	2401.41	2402.55	0.5	PASS
		2440	1.13	2439.42	2440.55	0.5	PASS
		2480	1.14	2479.41	2480.55	0.5	PASS

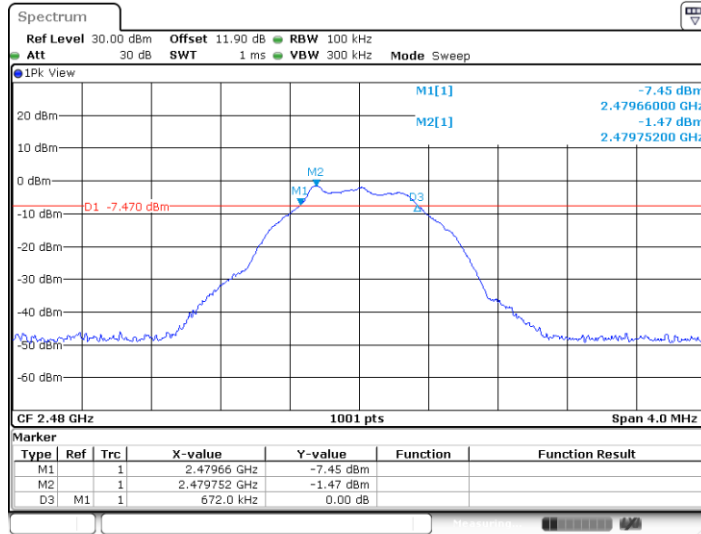


Test Graphs



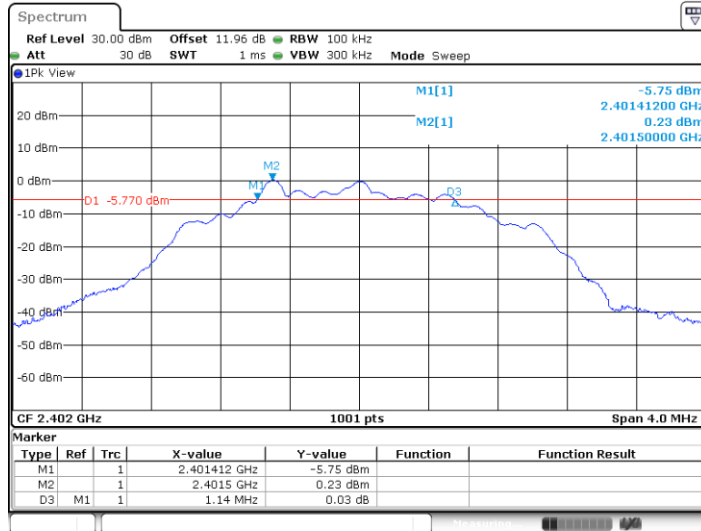


BLE_1M_2480



Date: 7.OCT.2023 16:41:17

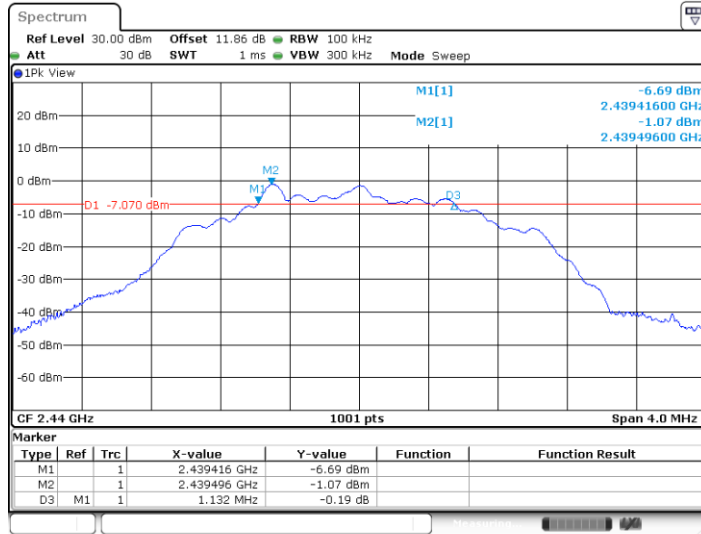
BLE_2M_2402



Date: 7.OCT.2023 16:42:46

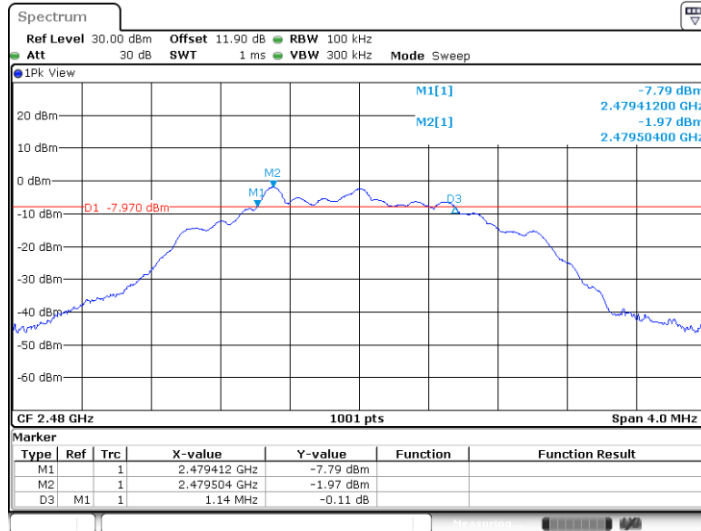


BLE_2M_2440



Date: 7.OCT.2023 16:44:05

BLE_2M_2480



Date: 7.OCT.2023 16:45:10



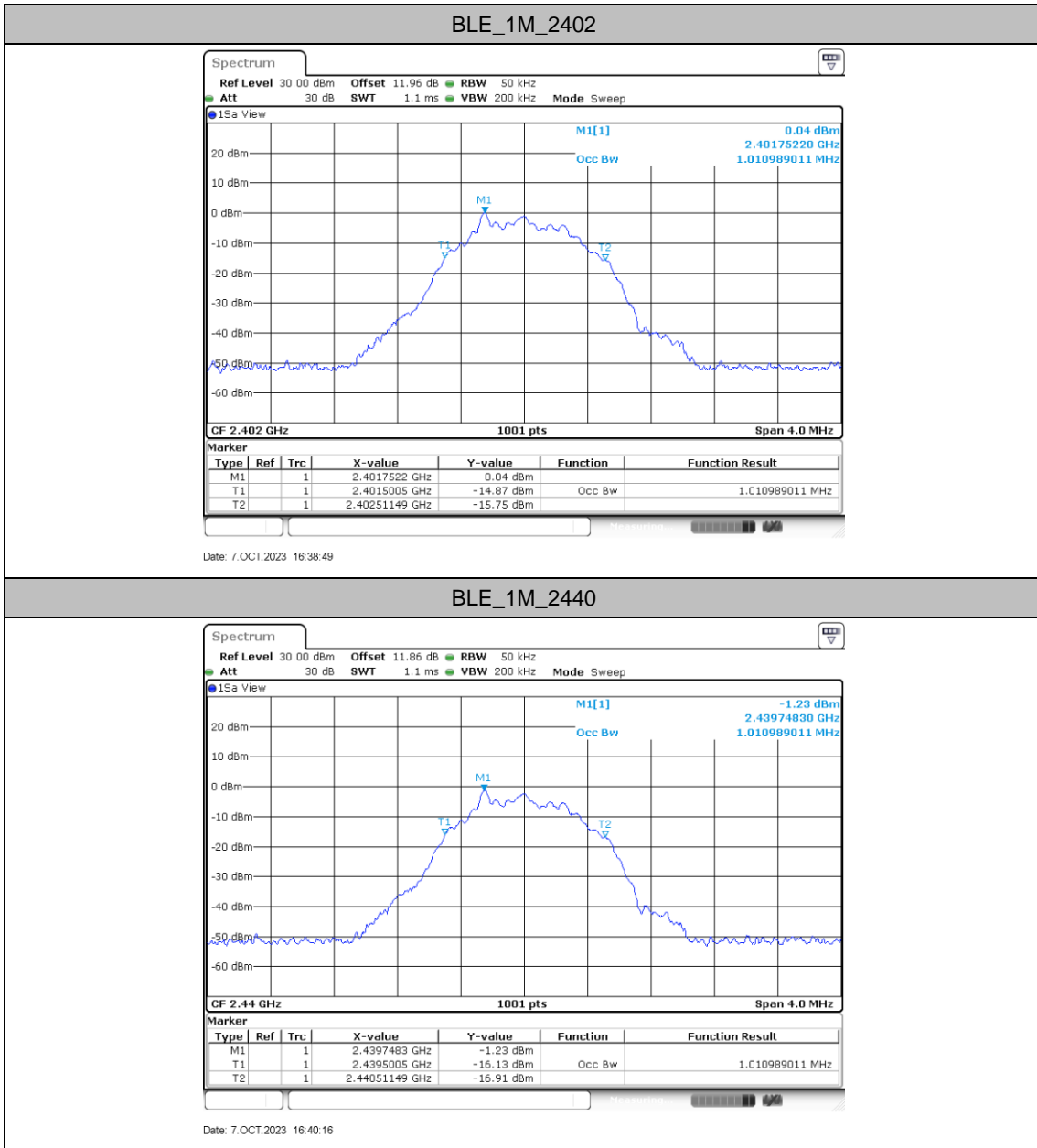
Occupied Channel Bandwidth

Test Result

TestMode	Antenna	Freq(MHz)	OCB [MHz]	FL[MHz]	FH[MHz]
BLE_1M	Ant5	2402	1.011	2401.5005	2402.5115
		2440	1.011	2439.5005	2440.5115
		2480	1.015	2479.5005	2480.5155
BLE_2M	Ant5	2402	2.026	2401.0050	2403.0310
		2440	2.026	2439.0050	2441.0310
		2480	2.030	2479.0010	2481.0310

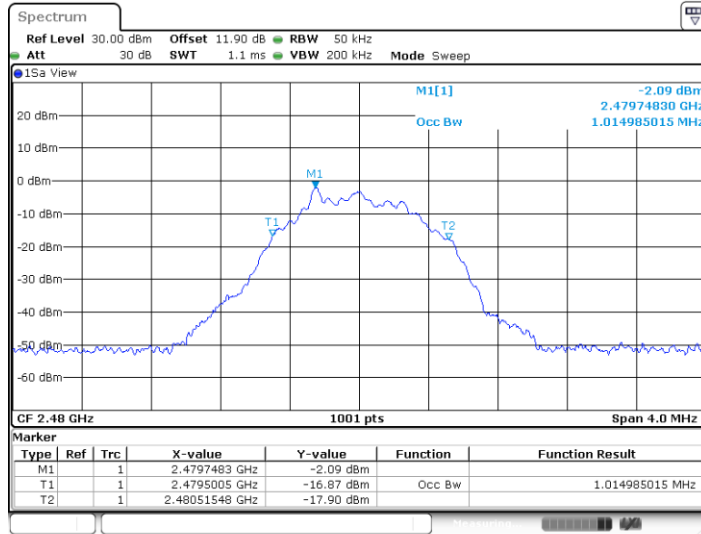


Test Graphs



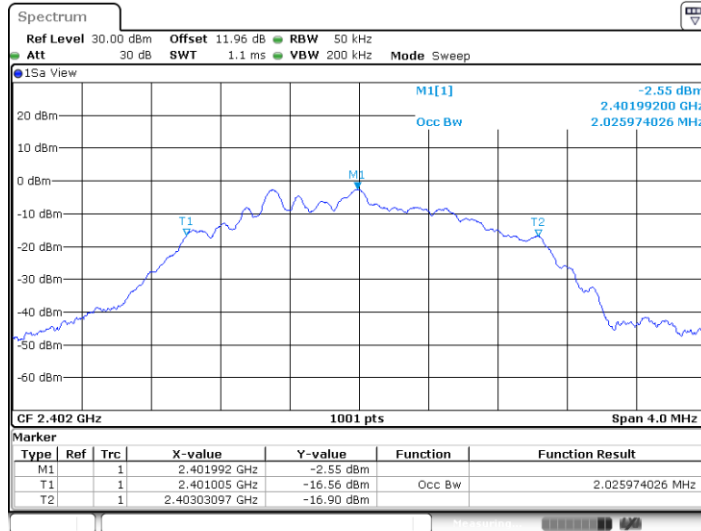


BLE_1M_2480



Date: 7.OCT.2023 16:41:22

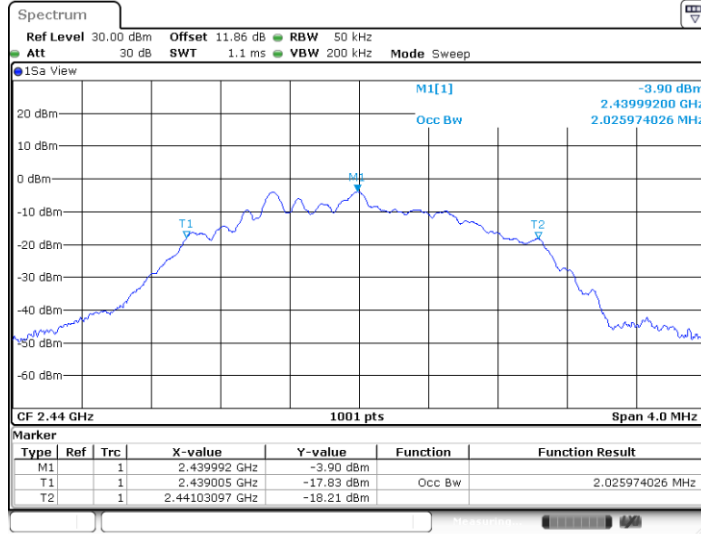
BLE_2M_2402



Date: 7.OCT.2023 16:42:52

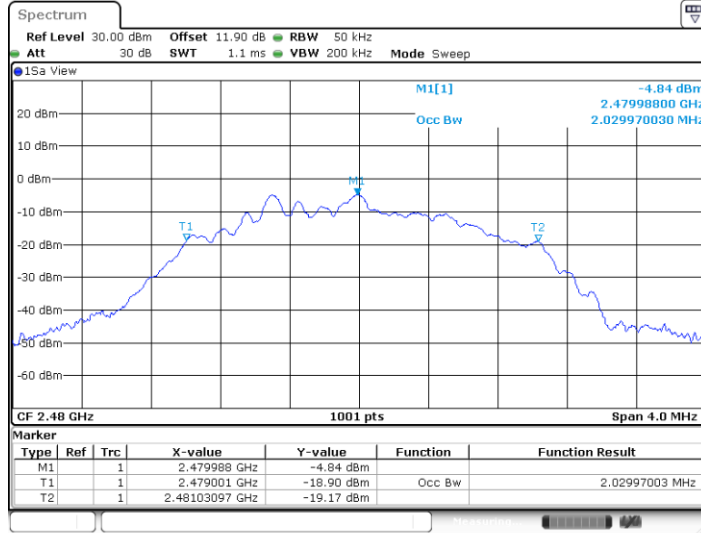


BLE_2M_2440



Date: 7.OCT.2023 16:44:11

BLE_2M_2480



Date: 7.OCT.2023 16:45:15



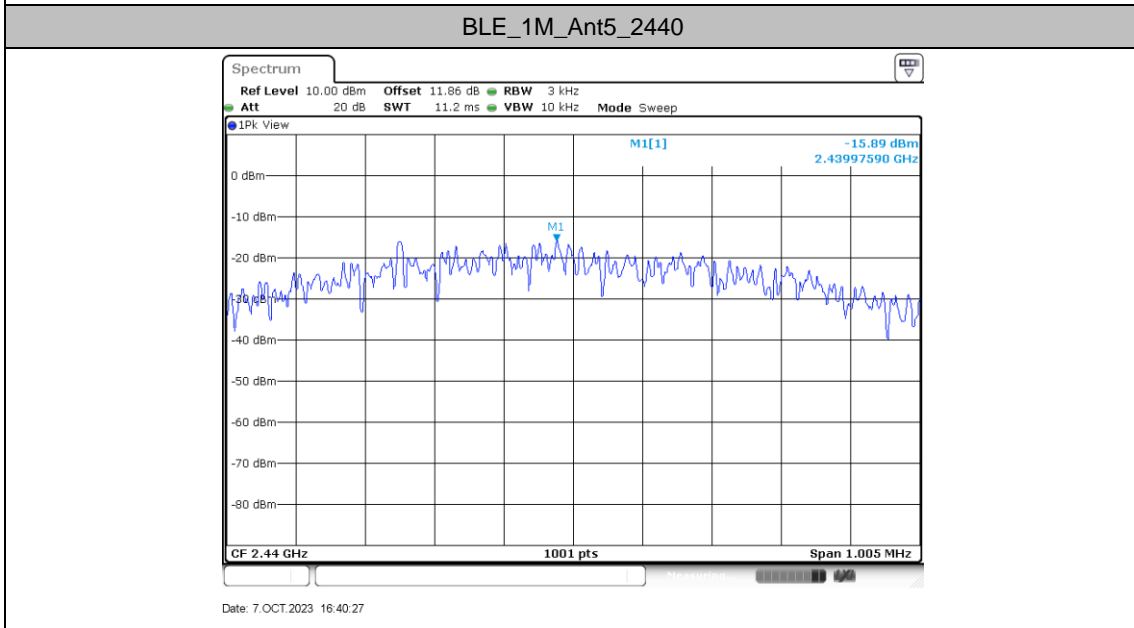
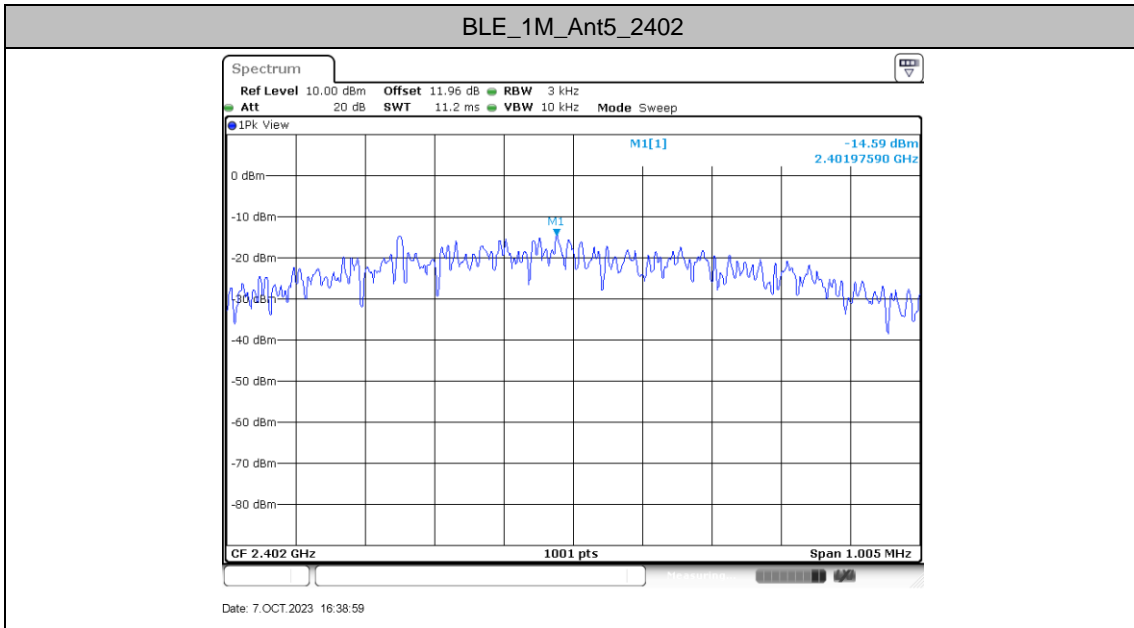
Maximum power spectral density

Test Result

TestMode	Antenna	Freq(MHz)	Result[dBm/3kHz]	Limit[dBm/3kHz]	Verdict
BLE_1M	Ant5	2402	-14.59	≤8.00	PASS
		2440	-15.89	≤8.00	PASS
		2480	-16.71	≤8.00	PASS
BLE_2M	Ant5	2402	-17.18	≤8.00	PASS
		2440	-18.51	≤8.00	PASS
		2480	-19.4	≤8.00	PASS

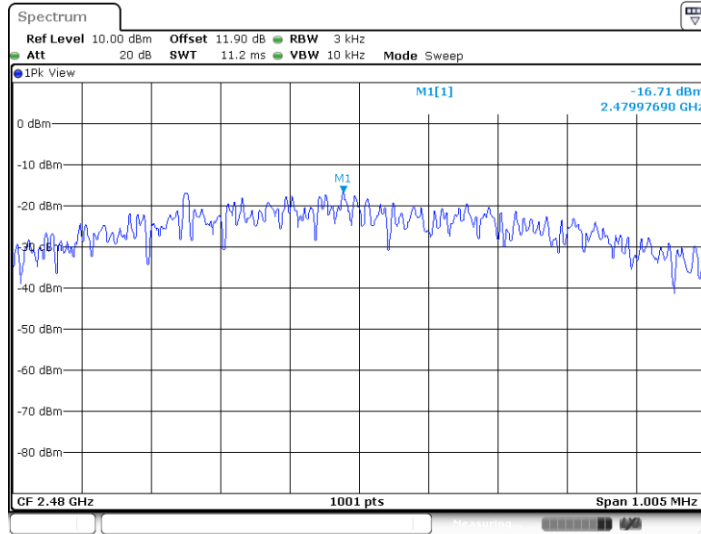


Test Graphs



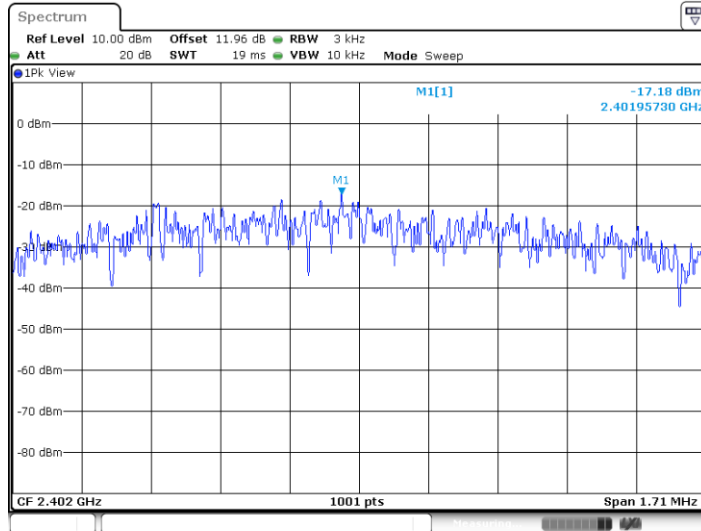


BLE_1M_Ant5_2480



Date: 7.OCT.2023 16:41:33

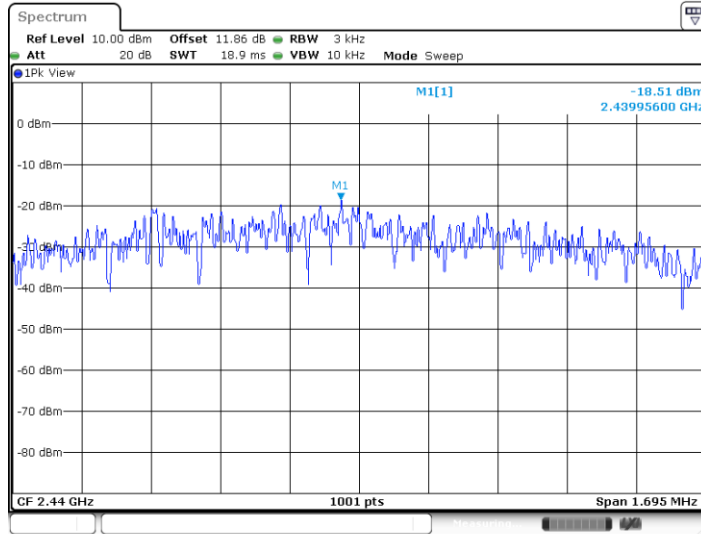
BLE_2M_Ant5_2402



Date: 7.OCT.2023 16:43:03

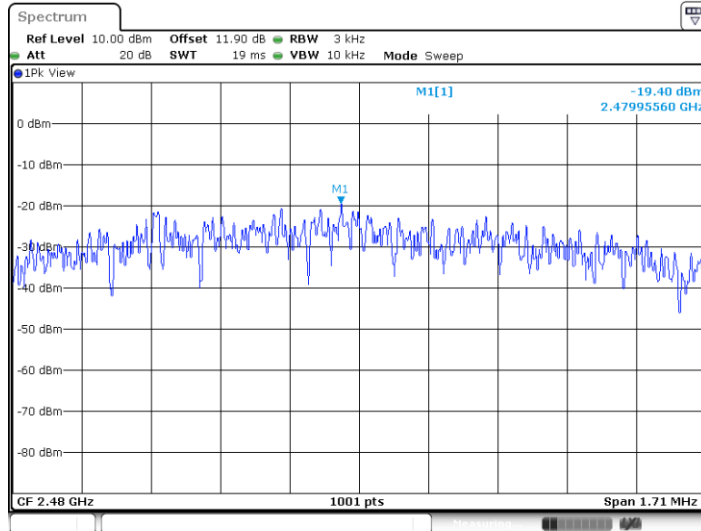


BLE_2M_Ant5_2440



Date: 7.OCT.2023 16:44:22

BLE_2M_Ant5_2480



Date: 7.OCT.2023 16:45:27



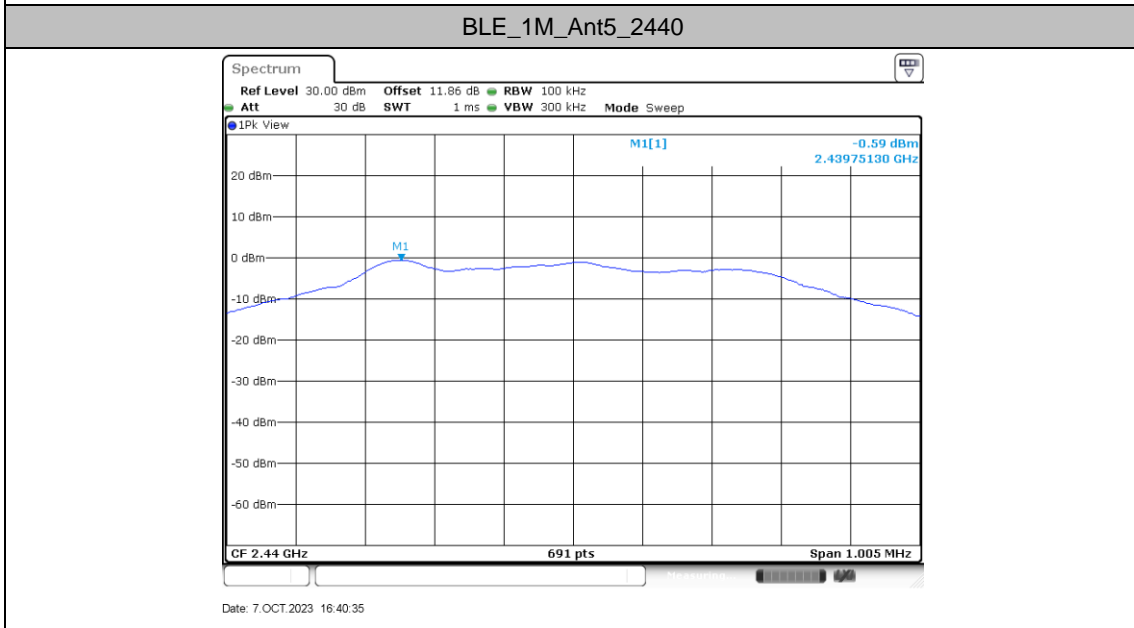
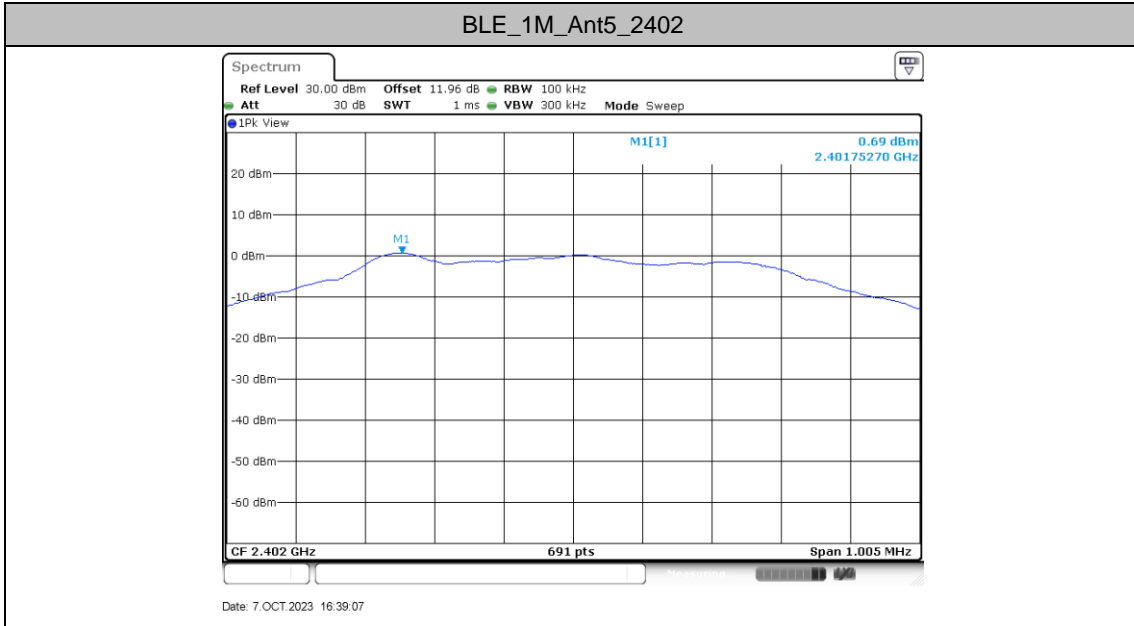
Reference level measurement

Test Result

TestMode	Antenna	Freq(MHz)	Max.Point[MHz]	Result[dBm/100KHz]
BLE_1M	Ant5	2402	2401.75	0.69
		2440	2439.75	-0.59
		2480	2479.75	-1.46
BLE_2M	Ant5	2402	2401.50	0.22
		2440	2439.50	-1.10
		2480	2479.50	-1.98

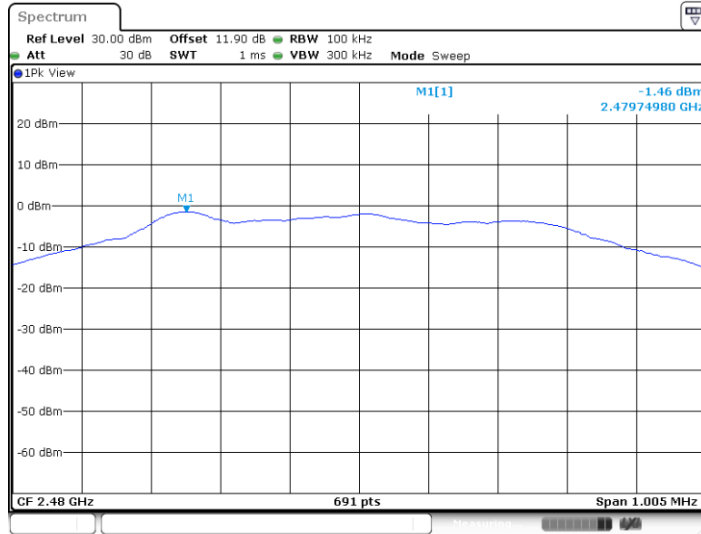


Test Graphs



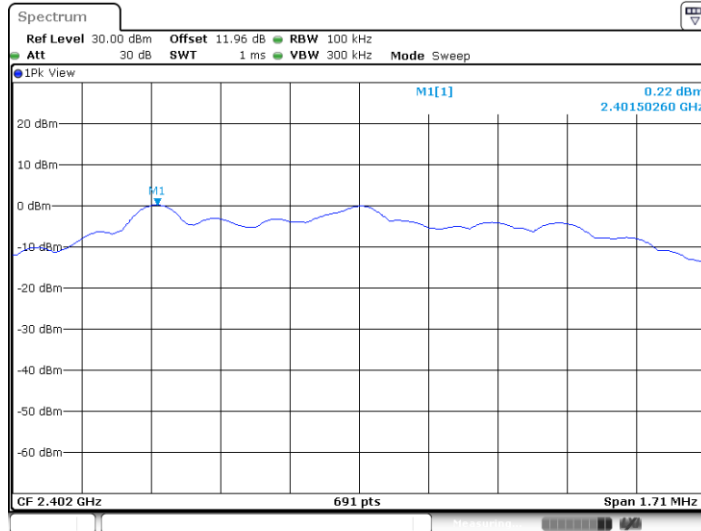


BLE_1M_Ant5_2480



Date: 7.OCT.2023 16:41:40

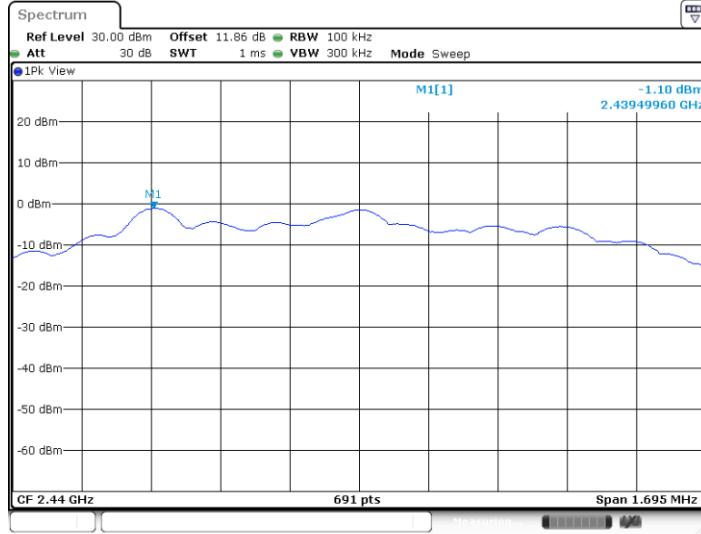
BLE_2M_Ant5_2402



Date: 7.OCT.2023 16:43:10

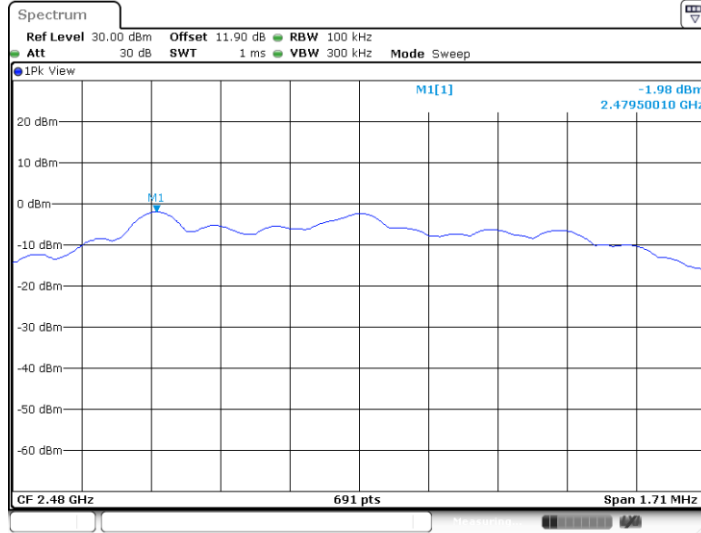


BLE_2M_Ant5_2440



Date: 7.OCT.2023 16:44:29

BLE_2M_Ant5_2480



Date: 7.OCT.2023 16:45:35



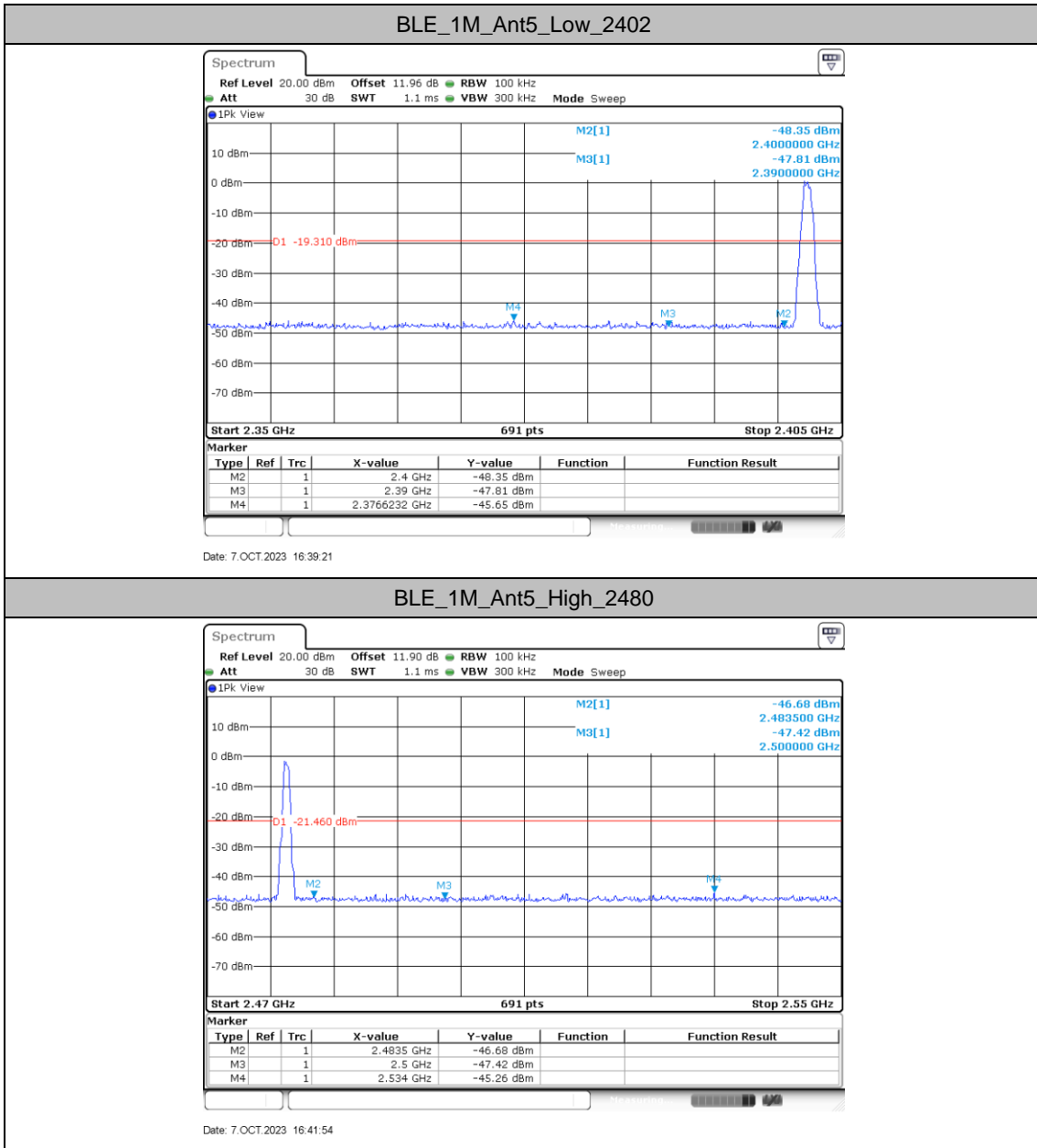
Band edge measurements

Test Result

TestMode	Ant	Channel	Freq (MHz)	RefLevel [dBm/100KHz]	Result [dBm/100KHz]	Limit [dBm/100KHz]	Verdict
BLE_1M	Ant5	Low	2402	0.69	-45.65	≤-19.31	PASS
		High	2480	-1.46	-45.26	≤-21.46	PASS
BLE_2M	Ant5	Low	2402	0.22	-43.81	≤-19.78	PASS
		High	2480	-1.98	-45.54	≤-21.98	PASS

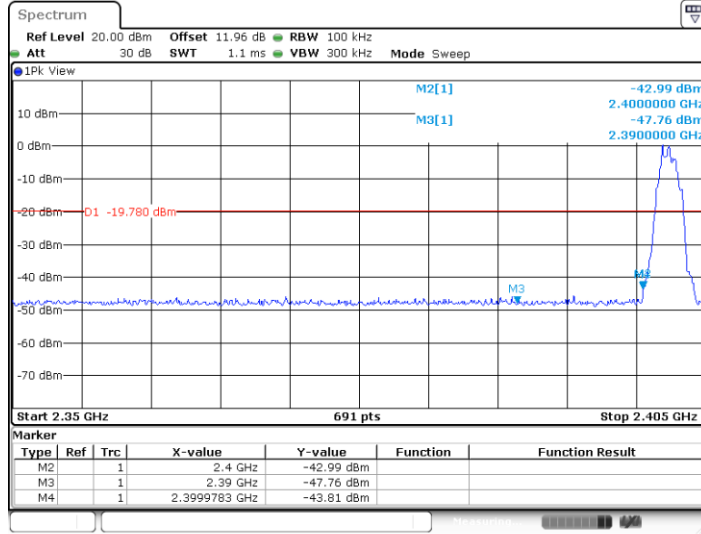


Test Graphs



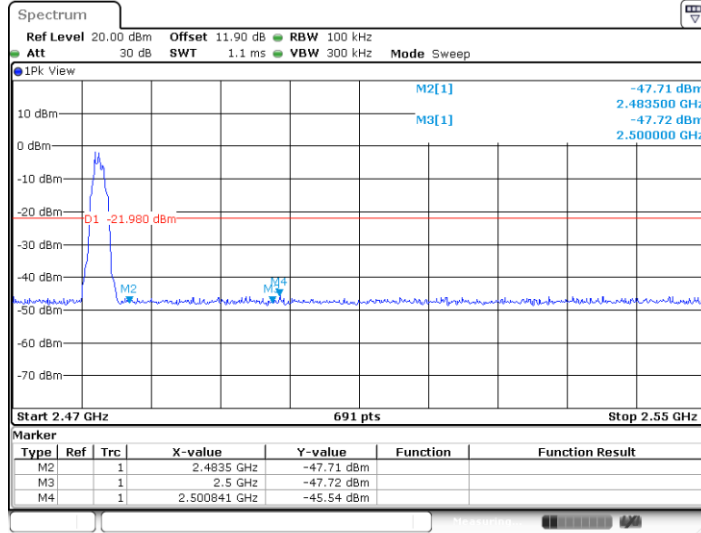


BLE_2M_Ant5_Low_2402



Date: 7.OCT.2023 16:43:24

BLE_2M_Ant5_High_2480



Date: 7.OCT.2023 16:45:48



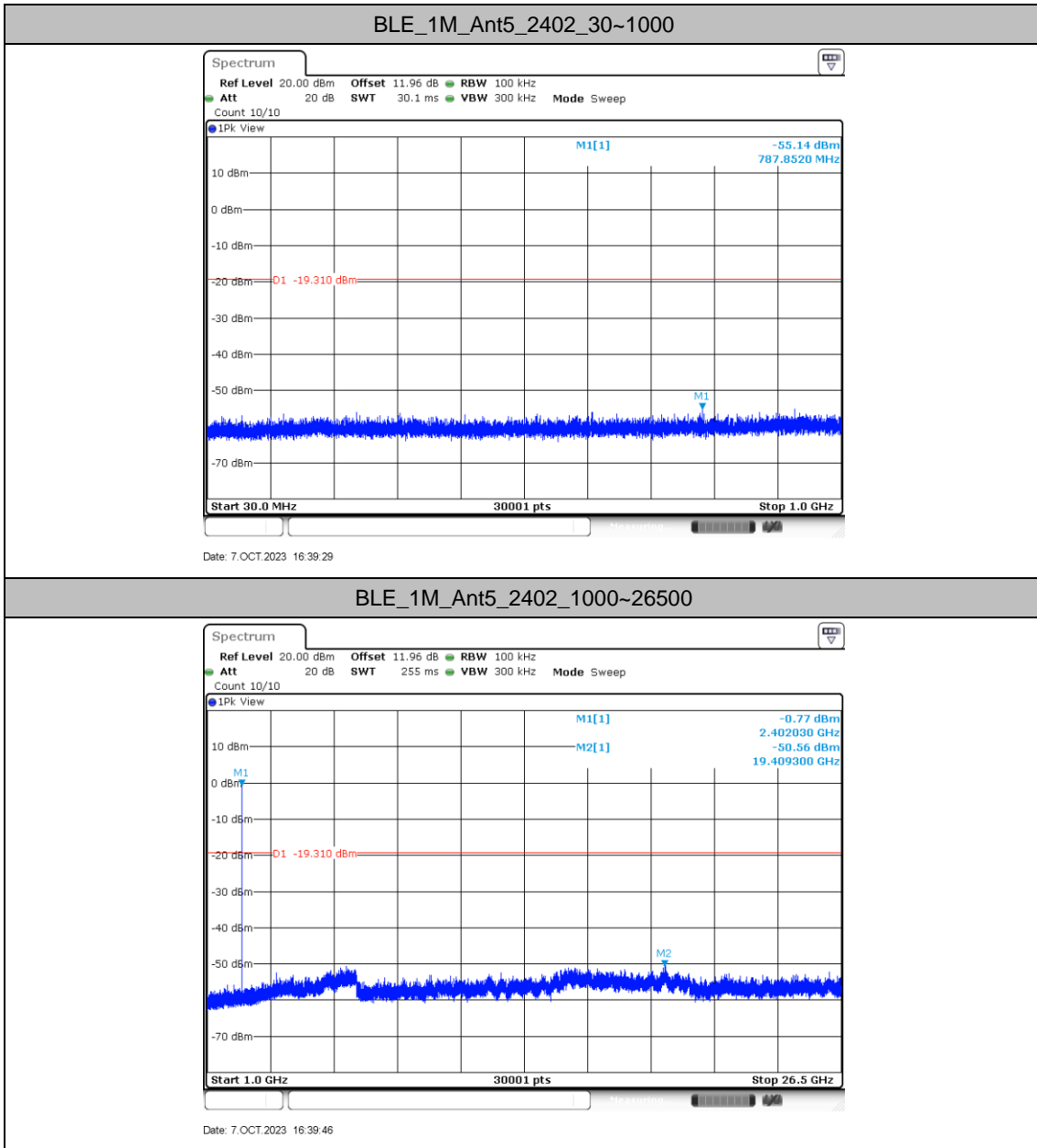
Conducted Spurious Emission

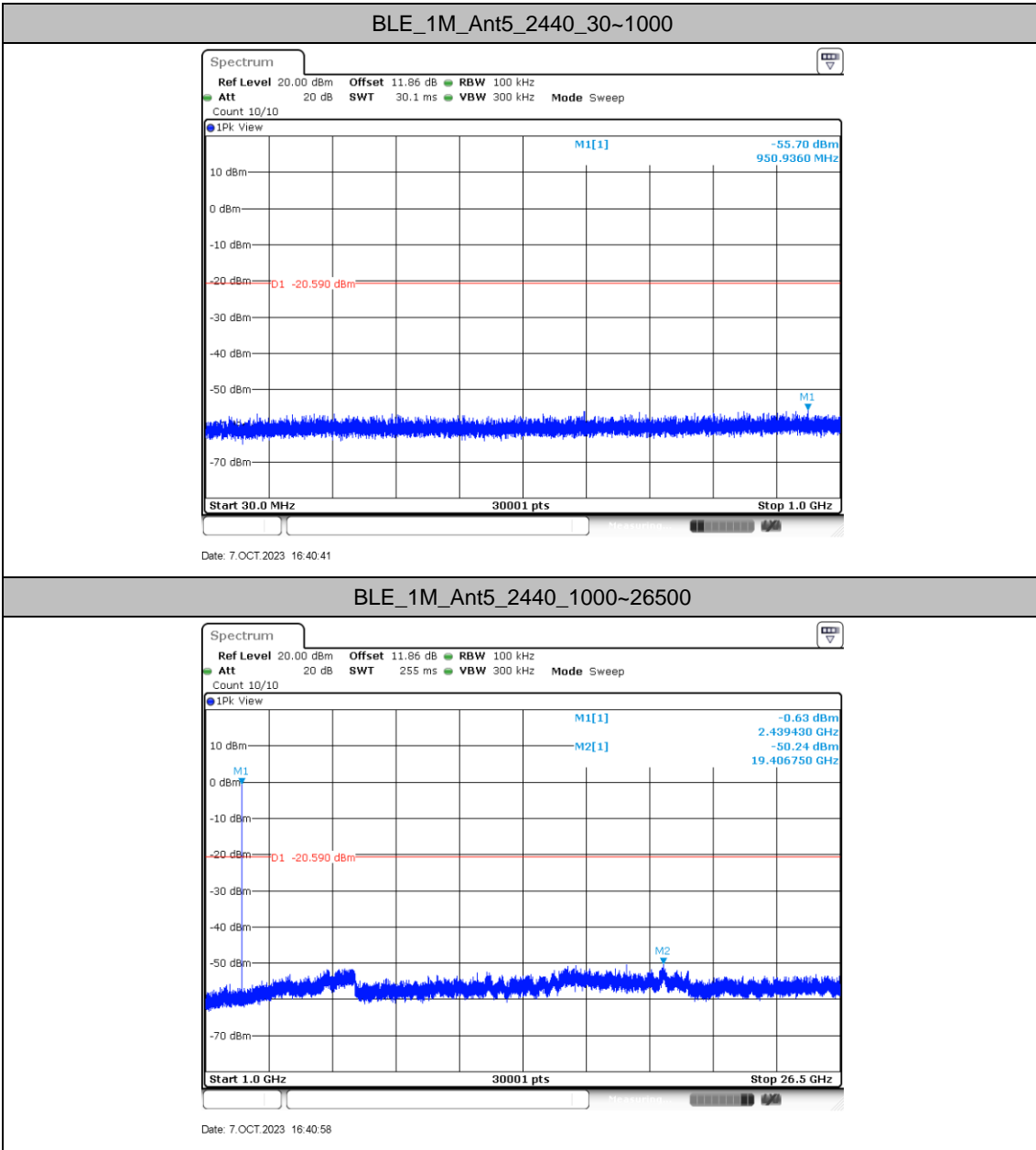
Test Result

TestMode	Antenna	Freq(MHz)	FreqRange [MHz]	RefLevel [dBm/100KHz]	Result [dBm/100KHz]	Limit [dBm/100KHz]	Verdict
BLE_1M	Ant5	2402	30~1000	0.69	-55.14	≤-19.31	PASS
			1000~26500	0.69	-50.56	≤-19.31	PASS
		2440	30~1000	-0.59	-55.7	≤-20.59	PASS
			1000~26500	-0.59	-50.24	≤-20.59	PASS
		2480	30~1000	-1.46	-54.98	≤-21.46	PASS
			1000~26500	-1.46	-50.61	≤-21.46	PASS
BLE_2M	Ant5	2402	30~1000	0.22	-55.15	≤-19.78	PASS
			1000~26500	0.22	-50.35	≤-19.78	PASS
		2440	30~1000	-1.10	-55.1	≤-21.1	PASS
			1000~26500	-1.10	-50.44	≤-21.1	PASS
		2480	30~1000	-1.98	-55.59	≤-21.98	PASS
			1000~26500	-1.98	-50.6	≤-21.98	PASS



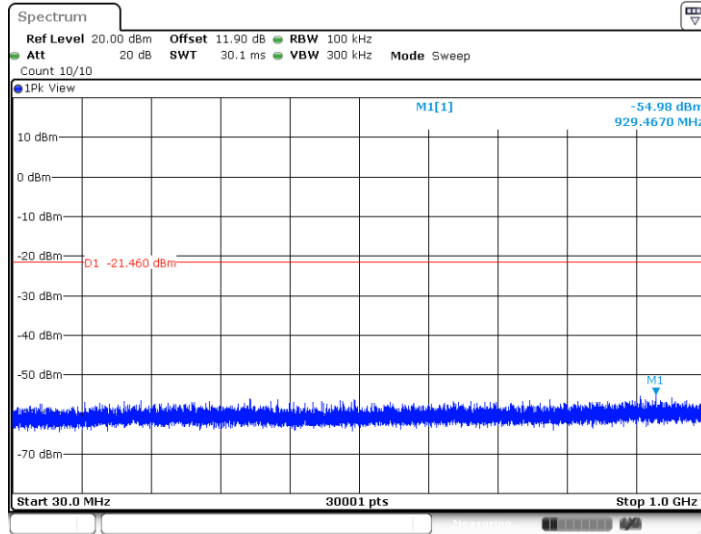
Test Graphs





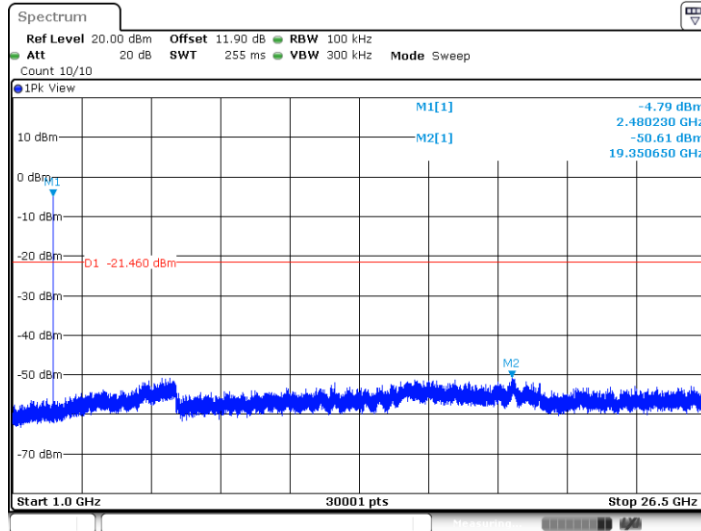


BLE_1M_Ant5_2480_30~1000



Date: 7.OCT.2023 16:42:01

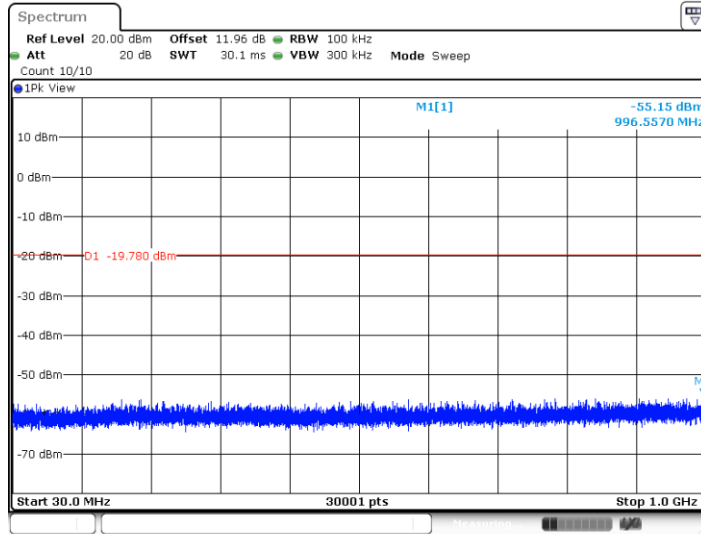
BLE_1M_Ant5_2480_1000~26500



Date: 7.OCT.2023 16:42:18

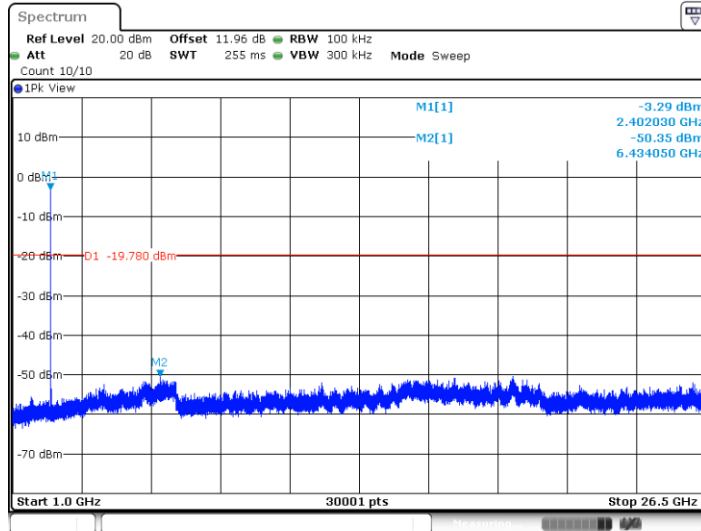


BLE_2M_Ant5_2402_30~1000



Date: 7.OCT.2023 16:43:31

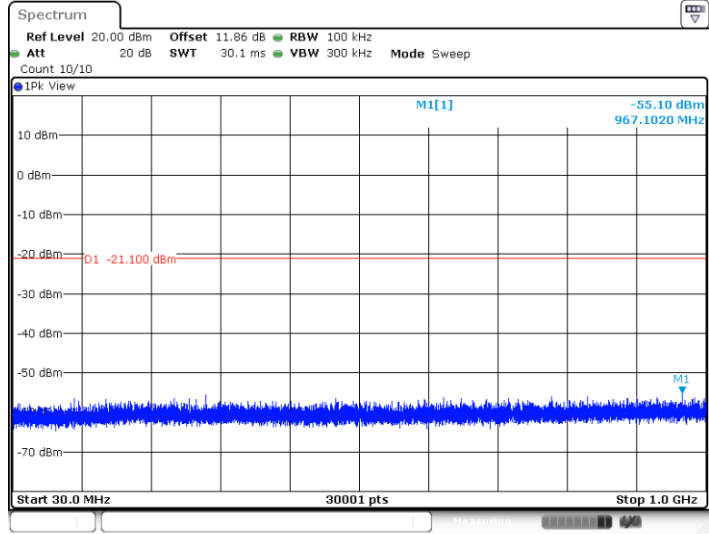
BLE_2M_Ant5_2402_1000~26500



Date: 7.OCT.2023 16:43:48

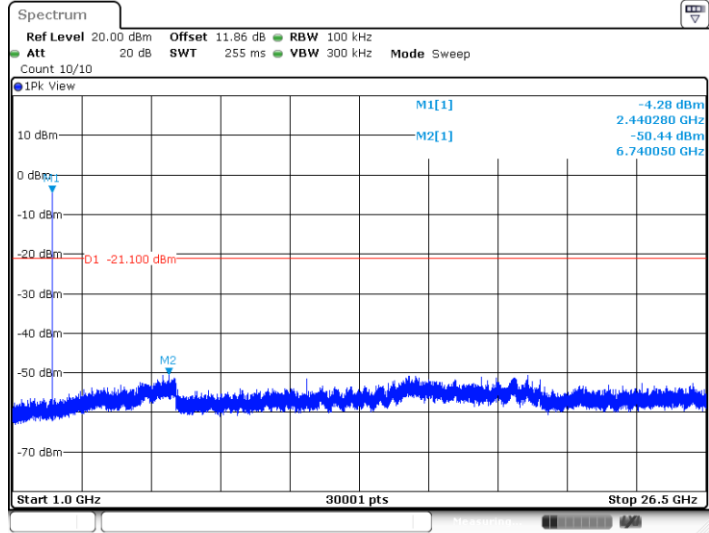


BLE_2M_Ant5_2440_30~1000

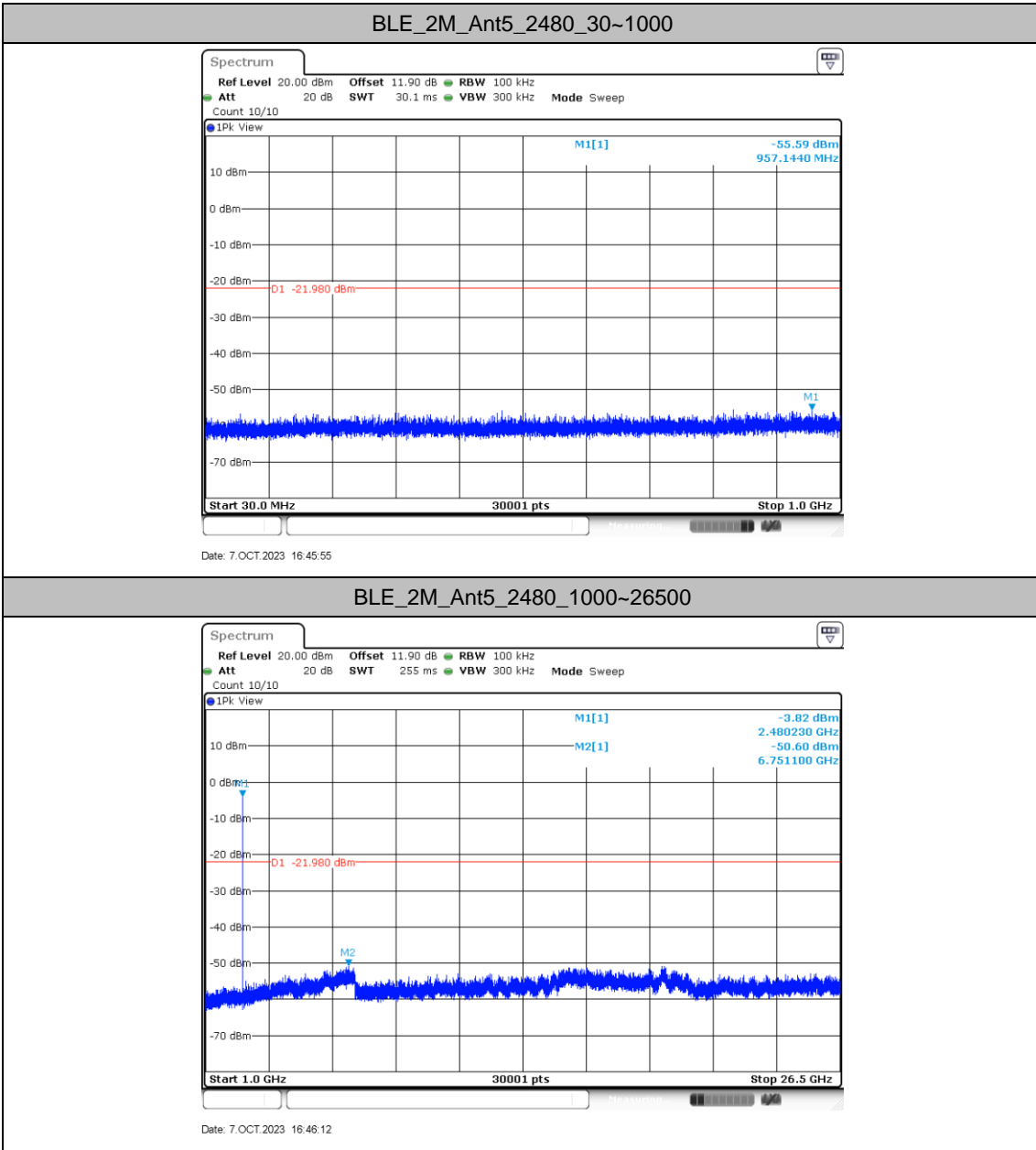


Date: 7.OCT.2023 16:44:35

BLE_2M_Ant5_2440_1000~26500



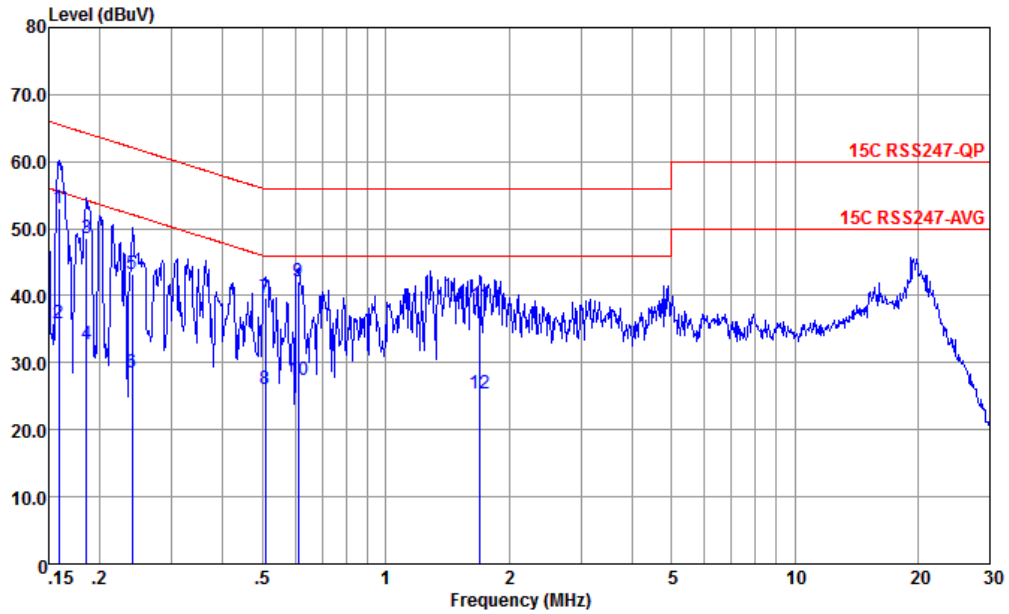
Date: 7.OCT.2023 16:44:52





Appendix B. AC Conducted Emission Test Results

Test Engineer :	Amos	Temperature :	25.3~26.2°C
		Relative Humidity :	38~40%
Test Voltage :	120Vac / 60Hz	Phase :	Line
Remark :	All emissions not reported here are more than 10 dB below the prescribed limit.		

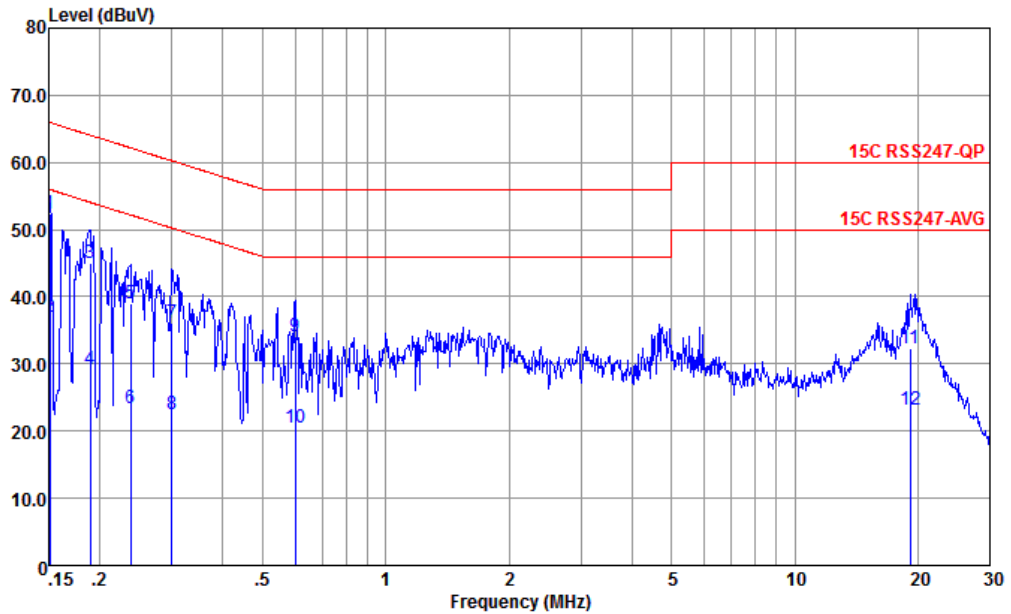


Site : CO01-KS
 Condition : 15C RSS247-QP LISN-060105-L 2023 LINE

	Freq	Level	Over	Limit	Read	LISN	Cable	Remark
	MHz	dBuV	dB	dBuV	dBuV	dB	dB	
1 *	0.159	53.07	-12.45	65.52	42.59	0.05	10.43	QP
2	0.159	35.77	-19.75	55.52	25.29	0.05	10.43	Average
3	0.185	48.66	-15.58	64.24	38.20	0.04	10.42	QP
4	0.185	32.76	-21.48	54.24	22.30	0.04	10.42	Average
5	0.240	43.22	-18.86	62.08	32.80	0.03	10.39	QP
6	0.240	28.62	-23.46	52.08	18.20	0.03	10.39	Average
7	0.507	39.78	-16.22	56.00	29.60	-0.03	10.21	QP
8	0.507	26.08	-19.92	46.00	15.90	-0.03	10.21	Average
9	0.611	42.03	-13.97	56.00	31.90	-0.05	10.18	QP
10	0.611	27.33	-18.67	46.00	17.20	-0.05	10.18	Average
11	1.698	38.54	-17.46	56.00	28.60	-0.13	10.07	QP
12	1.698	25.44	-20.56	46.00	15.50	-0.13	10.07	Average



Test Engineer :	Amos	Temperature :	25.3~26.2°C
		Relative Humidity :	38~40%
Test Voltage :	120Vac / 60Hz	Phase :	Neutral
Remark :	All emissions not reported here are more than 10 dB below the prescribed limit.		



Site : CO01-KS
 Condition : 15C RSS247-QP LISN-060105-N 2023 NEUTRAL

	Freq	Level	Over	Limit	Read	LISN	Cable	Remark
	MHz	dBuV	Limit	Line	Level	Factor	Loss	
			dB	dBuV	dBuV	dB	dB	
1 *	0.151	52.37	-13.59	65.96	41.90	0.04	10.43	QP
2	0.151	37.07	-18.89	55.96	26.60	0.04	10.43	Average
3	0.189	45.07	-18.99	64.06	34.60	0.05	10.42	QP
4	0.189	29.27	-24.79	54.06	18.80	0.05	10.42	Average
5	0.238	38.90	-23.27	62.17	28.50	0.01	10.39	QP
6	0.238	23.30	-28.87	52.17	12.90	0.01	10.39	Average
7	0.300	36.11	-24.13	60.24	25.80	-0.04	10.35	QP
8	0.300	22.51	-27.73	50.24	12.20	-0.04	10.35	Average
9	0.601	34.01	-21.99	56.00	23.90	-0.07	10.18	QP
10	0.601	20.41	-25.59	46.00	10.30	-0.07	10.18	Average
11	19.122	32.27	-27.73	60.00	21.20	-0.24	11.31	QP
12	19.122	23.27	-26.73	50.00	12.20	-0.24	11.31	Average

Note:

- Level(dBμV) = Read Level(dBμV) + LISN Factor(dB) + Cable Loss(dB)
- Over Limit(dB) = Level(dBμV) – Limit Line(dBμV)



Appendix C Radiated Spurious Emission Test Data

Test Engineer :	Levi zhao	Relative Humidity :	41~ 42%
		Temperature :	22 ~ 23°C

Radiated Spurious Emission Test Modes

Mode	Band (MHz)	Antenna	Modulation	Channel	Frequency	Data Rate	RU	Remark
Mode 1	2400-2483.5	-	Bluetooth-LE_GSKF	00	2402	1Mbps	-	-
Mode 2	2400-2483.5	-	Bluetooth-LE_GSKF	19	2440	1Mbps	-	-
Mode 3	2400-2483.5	-	Bluetooth-LE_GSKF	39	2480	1Mbps	-	-
Mode 4	2400-2483.5	-	Bluetooth-LE_GSKF	00	2402	2Mbps	-	-
Mode 5	2400-2483.5	-	Bluetooth-LE_GSKF	19	2440	2Mbps	-	-
Mode 6	2400-2483.5	-	Bluetooth-LE_GSKF	39	2480	2Mbps	-	-

Summary of each worse mode

Mode	Modulation	Ch.	Freq. (MHz)	Level (dBuV/m)	Limit (dBuV/m)	Margin (dB)	Pol.	Peak Avg.	Result	Remark
1	Bluetooth-LE_GSKF	00	2388.07	38.82	54.00	-15.18	H	AVERAGE	Pass	Band Edge
1	Bluetooth-LE_GSKF	00	4804.00	42.37	74.00	-31.63	H	PEAK	Pass	Harmonic
2	Bluetooth-LE_GSKF	19	-	-	-	-	-	-	-	Band Edge
2	Bluetooth-LE_GSKF	19	4880.00	43.85	74.00	-30.15	V	PEAK	Pass	Harmonic
3	Bluetooth-LE_GSKF	39	2492.11	39.31	54.00	-14.69	H	AVERAGE	Pass	Band Edge
3	Bluetooth-LE_GSKF	39	4960.00	42.58	74.00	-31.42	V	PEAK	Pass	Harmonic
4	Bluetooth-LE_GSKF	00	2382.09	38.77	54.00	-15.23	H	AVERAGE	Pass	Band Edge
4	Bluetooth-LE_GSKF	00	7206.00	44.04	74.00	-29.96	V	PEAK	Pass	Harmonic
5	Bluetooth-LE_GSKF	19	-	-	-	-	-	-	-	Band Edge
5	Bluetooth-LE_GSKF	19	4880.00	43.77	74.00	-30.23	V	PEAK	Pass	Harmonic
6	Bluetooth-LE_GSKF	39	2496.43	38.92	54.00	-15.08	V	AVERAGE	Pass	Band Edge
6	Bluetooth-LE_GSKF	39	7440.00	43.55	74.00	-30.45	H	PEAK	Pass	Harmonic



Co-location

Radiated Spurious Emission Test Modes

Mode	Band (MHz)	Antenna	Modulation	Channel	Frequency	Data Rate	RU	Remark
Mode 6	2400-2483.5	1	Bluetooth-LE	39	2480	1Mbps	-	-
	Part 27F B13 Link (BW=5M)							

Summary of worse mode

Mode	Modulation	Ch.	Freq. (MHz)	Level (dBuV/m)	Limit (dBuV/m)	Margin (dB)	Pol.	Peak Avg.	Result	Remark
6	Bluetooth-LE	39	2500.00	38.90	54.00	-15.10	H	AVERAGE	Pass	Band Edge
6	Bluetooth-LE	39	7440.00	40.77	74.00	-33.23	H	PEAK	Pass	Harmonic



Mode	1																																																																																			
	Band Edge																																																																																			
	2400-2483.5_Bluetooth-LE_GSKF_CH00_2402MHz																																																																																			
ANT	-																																																																																			
Pol.	Horizontal	Fundamental																																																																																		
Peak	<table border="1"> <thead> <tr> <th>Limit</th> <th>Read</th> <th>Ant</th> <th>Cable</th> <th>Preamp</th> <th>Aux</th> <th>APos</th> <th>TPos</th> <th>Remark</th> </tr> <tr> <th>Freq</th> <th>Level</th> <th>Line</th> <th>Margin</th> <th>Level</th> <th>Factor</th> <th>Loss</th> <th>Factor</th> <th></th> </tr> <tr> <th>MHz</th> <th>dBuV/m</th> <th>dBuV/m</th> <th>dB</th> <th>dBuV</th> <th>dB/m</th> <th>dB</th> <th>dB</th> <th>cm</th> <th>deg</th> </tr> </thead> <tbody> <tr> <td>1</td> <td>2349.46</td> <td>49.73</td> <td>74.00</td> <td>-24.27</td> <td>40.91</td> <td>31.65</td> <td>7.06</td> <td>35.89</td> <td>6.00</td> <td>142</td> <td>295</td> <td>PEAK</td> </tr> </tbody> </table>	Limit	Read	Ant	Cable	Preamp	Aux	APos	TPos	Remark	Freq	Level	Line	Margin	Level	Factor	Loss	Factor		MHz	dBuV/m	dBuV/m	dB	dBuV	dB/m	dB	dB	cm	deg	1	2349.46	49.73	74.00	-24.27	40.91	31.65	7.06	35.89	6.00	142	295	PEAK	<table border="1"> <thead> <tr> <th>Limit</th> <th>Read</th> <th>Ant</th> <th>Cable</th> <th>Preamp</th> <th>Aux</th> <th>APos</th> <th>TPos</th> <th>Remark</th> </tr> <tr> <th>Freq</th> <th>Level</th> <th>Line</th> <th>Margin</th> <th>Level</th> <th>Factor</th> <th>Loss</th> <th>Factor</th> <th></th> </tr> <tr> <th>MHz</th> <th>dBuV/m</th> <th>dBuV/m</th> <th>dB</th> <th>dBuV</th> <th>dB/m</th> <th>dB</th> <th>dB</th> <th>cm</th> <th>deg</th> </tr> </thead> <tbody> <tr> <td>1</td> <td>2402.00</td> <td>95.30</td> <td>74.00</td> <td>21.30</td> <td>86.20</td> <td>31.80</td> <td>7.13</td> <td>35.83</td> <td>6.00</td> <td>142</td> <td>295</td> <td>PEAK</td> </tr> </tbody> </table>	Limit	Read	Ant	Cable	Preamp	Aux	APos	TPos	Remark	Freq	Level	Line	Margin	Level	Factor	Loss	Factor		MHz	dBuV/m	dBuV/m	dB	dBuV	dB/m	dB	dB	cm	deg	1	2402.00	95.30	74.00	21.30	86.20	31.80	7.13	35.83	6.00	142	295	PEAK
	Limit	Read	Ant	Cable	Preamp	Aux	APos	TPos	Remark																																																																											
Freq	Level	Line	Margin	Level	Factor	Loss	Factor																																																																													
MHz	dBuV/m	dBuV/m	dB	dBuV	dB/m	dB	dB	cm	deg																																																																											
1	2349.46	49.73	74.00	-24.27	40.91	31.65	7.06	35.89	6.00	142	295	PEAK																																																																								
Limit	Read	Ant	Cable	Preamp	Aux	APos	TPos	Remark																																																																												
Freq	Level	Line	Margin	Level	Factor	Loss	Factor																																																																													
MHz	dBuV/m	dBuV/m	dB	dBuV	dB/m	dB	dB	cm	deg																																																																											
1	2402.00	95.30	74.00	21.30	86.20	31.80	7.13	35.83	6.00	142	295	PEAK																																																																								
Avg	<table border="1"> <thead> <tr> <th>Limit</th> <th>Read</th> <th>Ant</th> <th>Cable</th> <th>Preamp</th> <th>Aux</th> <th>APos</th> <th>TPos</th> <th>Remark</th> </tr> <tr> <th>Freq</th> <th>Level</th> <th>Line</th> <th>Margin</th> <th>Level</th> <th>Factor</th> <th>Loss</th> <th>Factor</th> <th></th> </tr> <tr> <th>MHz</th> <th>dBuV/m</th> <th>dBuV/m</th> <th>dB</th> <th>dBuV</th> <th>dB/m</th> <th>dB</th> <th>dB</th> <th>cm</th> <th>deg</th> </tr> </thead> <tbody> <tr> <td>1</td> <td>2388.07</td> <td>38.82</td> <td>54.00</td> <td>-15.18</td> <td>29.79</td> <td>31.76</td> <td>7.11</td> <td>35.84</td> <td>6.00</td> <td>142</td> <td>295</td> <td>AVERAGE</td> </tr> </tbody> </table>	Limit	Read	Ant	Cable	Preamp	Aux	APos	TPos	Remark	Freq	Level	Line	Margin	Level	Factor	Loss	Factor		MHz	dBuV/m	dBuV/m	dB	dBuV	dB/m	dB	dB	cm	deg	1	2388.07	38.82	54.00	-15.18	29.79	31.76	7.11	35.84	6.00	142	295	AVERAGE	<table border="1"> <thead> <tr> <th>Limit</th> <th>Read</th> <th>Ant</th> <th>Cable</th> <th>Preamp</th> <th>Aux</th> <th>APos</th> <th>TPos</th> <th>Remark</th> </tr> <tr> <th>Freq</th> <th>Level</th> <th>Line</th> <th>Margin</th> <th>Level</th> <th>Factor</th> <th>Loss</th> <th>Factor</th> <th></th> </tr> <tr> <th>MHz</th> <th>dBuV/m</th> <th>dBuV/m</th> <th>dB</th> <th>dBuV</th> <th>dB/m</th> <th>dB</th> <th>dB</th> <th>cm</th> <th>deg</th> </tr> </thead> <tbody> <tr> <td>1</td> <td>2402.00</td> <td>94.22</td> <td>54.00</td> <td>40.22</td> <td>85.12</td> <td>31.80</td> <td>7.13</td> <td>35.83</td> <td>6.00</td> <td>142</td> <td>295</td> <td>AVERAGE</td> </tr> </tbody> </table>	Limit	Read	Ant	Cable	Preamp	Aux	APos	TPos	Remark	Freq	Level	Line	Margin	Level	Factor	Loss	Factor		MHz	dBuV/m	dBuV/m	dB	dBuV	dB/m	dB	dB	cm	deg	1	2402.00	94.22	54.00	40.22	85.12	31.80	7.13	35.83	6.00	142	295	AVERAGE
Limit	Read	Ant	Cable	Preamp	Aux	APos	TPos	Remark																																																																												
Freq	Level	Line	Margin	Level	Factor	Loss	Factor																																																																													
MHz	dBuV/m	dBuV/m	dB	dBuV	dB/m	dB	dB	cm	deg																																																																											
1	2388.07	38.82	54.00	-15.18	29.79	31.76	7.11	35.84	6.00	142	295	AVERAGE																																																																								
Limit	Read	Ant	Cable	Preamp	Aux	APos	TPos	Remark																																																																												
Freq	Level	Line	Margin	Level	Factor	Loss	Factor																																																																													
MHz	dBuV/m	dBuV/m	dB	dBuV	dB/m	dB	dB	cm	deg																																																																											
1	2402.00	94.22	54.00	40.22	85.12	31.80	7.13	35.83	6.00	142	295	AVERAGE																																																																								



Mode	1																																																																																	
	Band Edge																																																																																	
	2400-2483.5_Bluetooth-LE_GSKF_CH00_2402MHz																																																																																	
ANT	-																																																																																	
Pol.	Vertical	Fundamental																																																																																
Peak	<table border="1"> <thead> <tr> <th>Limit</th> <th>Read</th> <th>Ant</th> <th>Cable</th> <th>Preamp</th> <th>Aux</th> <th>APos</th> <th>TPos</th> <th>Remark</th> </tr> <tr> <th>Freq</th> <th>Level</th> <th>Line</th> <th>Margin</th> <th>Level</th> <th>Factor</th> <th>Loss</th> <th>Factor</th> <th>Factor</th> </tr> <tr> <th>MHz</th> <th>dBuV/m</th> <th>dBuV/m</th> <th>dB</th> <th>dBuV</th> <th>dB/m</th> <th>dB</th> <th>dB</th> <th>dB</th> </tr> </thead> <tbody> <tr> <td>1</td> <td>2348.16</td> <td>49.94</td> <td>74.00</td> <td>-24.06</td> <td>41.13</td> <td>31.64</td> <td>7.06</td> <td>35.89</td> <td>6.00</td> <td>335</td> <td>253</td> <td>PEAK</td> </tr> </tbody> </table>	Limit	Read	Ant	Cable	Preamp	Aux	APos	TPos	Remark	Freq	Level	Line	Margin	Level	Factor	Loss	Factor	Factor	MHz	dBuV/m	dBuV/m	dB	dBuV	dB/m	dB	dB	dB	1	2348.16	49.94	74.00	-24.06	41.13	31.64	7.06	35.89	6.00	335	253	PEAK	<table border="1"> <thead> <tr> <th>Limit</th> <th>Read</th> <th>Ant</th> <th>Cable</th> <th>Preamp</th> <th>Aux</th> <th>APos</th> <th>TPos</th> <th>Remark</th> </tr> <tr> <th>Freq</th> <th>Level</th> <th>Line</th> <th>Margin</th> <th>Level</th> <th>Factor</th> <th>Loss</th> <th>Factor</th> <th>Factor</th> </tr> <tr> <th>MHz</th> <th>dBuV/m</th> <th>dBuV/m</th> <th>dB</th> <th>dBuV</th> <th>dB/m</th> <th>dB</th> <th>dB</th> <th>dB</th> </tr> </thead> <tbody> <tr> <td>1</td> <td>2402.00</td> <td>92.67</td> <td>74.00</td> <td>18.67</td> <td>83.57</td> <td>31.80</td> <td>7.13</td> <td>35.83</td> <td>6.00</td> <td>335</td> <td>253</td> <td>PEAK</td> </tr> </tbody> </table>	Limit	Read	Ant	Cable	Preamp	Aux	APos	TPos	Remark	Freq	Level	Line	Margin	Level	Factor	Loss	Factor	Factor	MHz	dBuV/m	dBuV/m	dB	dBuV	dB/m	dB	dB	dB	1	2402.00	92.67	74.00	18.67	83.57	31.80	7.13	35.83	6.00	335	253	PEAK
	Limit	Read	Ant	Cable	Preamp	Aux	APos	TPos	Remark																																																																									
Freq	Level	Line	Margin	Level	Factor	Loss	Factor	Factor																																																																										
MHz	dBuV/m	dBuV/m	dB	dBuV	dB/m	dB	dB	dB																																																																										
1	2348.16	49.94	74.00	-24.06	41.13	31.64	7.06	35.89	6.00	335	253	PEAK																																																																						
Limit	Read	Ant	Cable	Preamp	Aux	APos	TPos	Remark																																																																										
Freq	Level	Line	Margin	Level	Factor	Loss	Factor	Factor																																																																										
MHz	dBuV/m	dBuV/m	dB	dBuV	dB/m	dB	dB	dB																																																																										
1	2402.00	92.67	74.00	18.67	83.57	31.80	7.13	35.83	6.00	335	253	PEAK																																																																						
Avg	<table border="1"> <thead> <tr> <th>Limit</th> <th>Read</th> <th>Ant</th> <th>Cable</th> <th>Preamp</th> <th>Aux</th> <th>APos</th> <th>TPos</th> <th>Remark</th> </tr> <tr> <th>Freq</th> <th>Level</th> <th>Line</th> <th>Margin</th> <th>Level</th> <th>Factor</th> <th>Loss</th> <th>Factor</th> <th>Factor</th> </tr> <tr> <th>MHz</th> <th>dBuV/m</th> <th>dBuV/m</th> <th>dB</th> <th>dBuV</th> <th>dB/m</th> <th>dB</th> <th>dB</th> <th>dB</th> </tr> </thead> <tbody> <tr> <td>1</td> <td>2339.19</td> <td>38.77</td> <td>54.00</td> <td>-15.23</td> <td>30.01</td> <td>31.62</td> <td>7.05</td> <td>35.91</td> <td>6.00</td> <td>335</td> <td>253</td> <td>AVERAGE</td> </tr> </tbody> </table>	Limit	Read	Ant	Cable	Preamp	Aux	APos	TPos	Remark	Freq	Level	Line	Margin	Level	Factor	Loss	Factor	Factor	MHz	dBuV/m	dBuV/m	dB	dBuV	dB/m	dB	dB	dB	1	2339.19	38.77	54.00	-15.23	30.01	31.62	7.05	35.91	6.00	335	253	AVERAGE	<table border="1"> <thead> <tr> <th>Limit</th> <th>Read</th> <th>Ant</th> <th>Cable</th> <th>Preamp</th> <th>Aux</th> <th>APos</th> <th>TPos</th> <th>Remark</th> </tr> <tr> <th>Freq</th> <th>Level</th> <th>Line</th> <th>Margin</th> <th>Level</th> <th>Factor</th> <th>Loss</th> <th>Factor</th> <th>Factor</th> </tr> <tr> <th>MHz</th> <th>dBuV/m</th> <th>dBuV/m</th> <th>dB</th> <th>dBuV</th> <th>dB/m</th> <th>dB</th> <th>dB</th> <th>dB</th> </tr> </thead> <tbody> <tr> <td>1</td> <td>2402.00</td> <td>91.59</td> <td>54.00</td> <td>37.59</td> <td>82.49</td> <td>31.80</td> <td>7.13</td> <td>35.83</td> <td>6.00</td> <td>335</td> <td>253</td> <td>AVERAGE</td> </tr> </tbody> </table>	Limit	Read	Ant	Cable	Preamp	Aux	APos	TPos	Remark	Freq	Level	Line	Margin	Level	Factor	Loss	Factor	Factor	MHz	dBuV/m	dBuV/m	dB	dBuV	dB/m	dB	dB	dB	1	2402.00	91.59	54.00	37.59	82.49	31.80	7.13	35.83	6.00	335	253	AVERAGE
Limit	Read	Ant	Cable	Preamp	Aux	APos	TPos	Remark																																																																										
Freq	Level	Line	Margin	Level	Factor	Loss	Factor	Factor																																																																										
MHz	dBuV/m	dBuV/m	dB	dBuV	dB/m	dB	dB	dB																																																																										
1	2339.19	38.77	54.00	-15.23	30.01	31.62	7.05	35.91	6.00	335	253	AVERAGE																																																																						
Limit	Read	Ant	Cable	Preamp	Aux	APos	TPos	Remark																																																																										
Freq	Level	Line	Margin	Level	Factor	Loss	Factor	Factor																																																																										
MHz	dBuV/m	dBuV/m	dB	dBuV	dB/m	dB	dB	dB																																																																										
1	2402.00	91.59	54.00	37.59	82.49	31.80	7.13	35.83	6.00	335	253	AVERAGE																																																																						

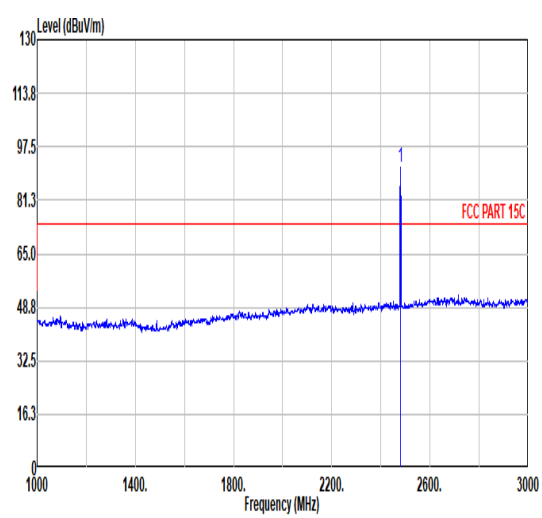
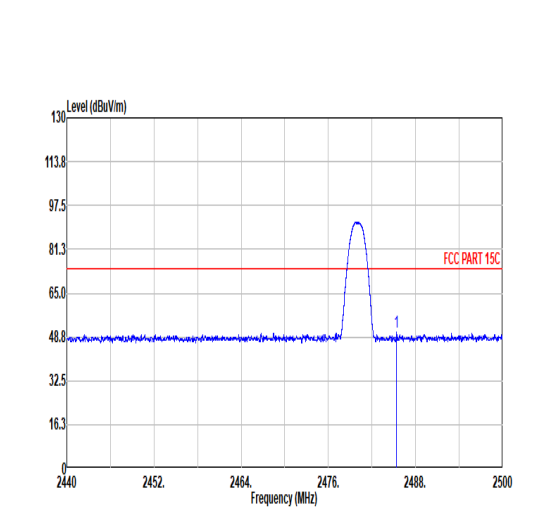
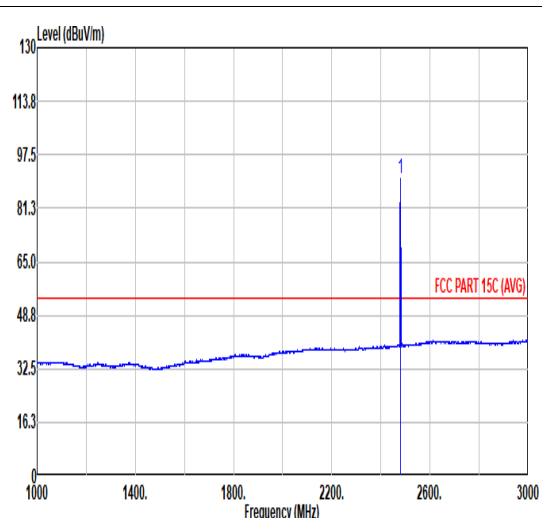
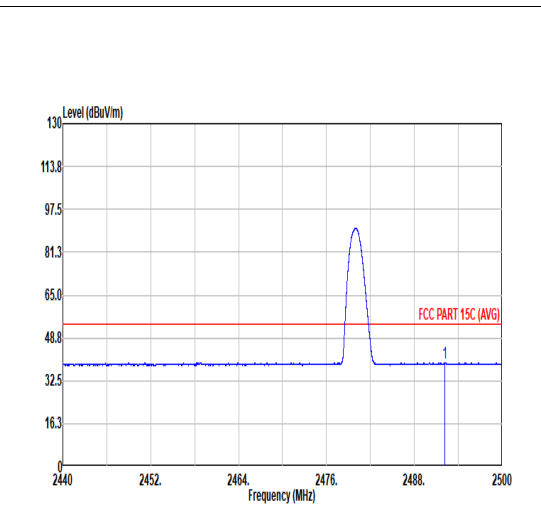


Mode	1																																																																																	
	Harmonic																																																																																	
	2400-2483.5_Bluetooth-LE_GSKF_CH00_2402MHz																																																																																	
ANT	-																																																																																	
Pol.	Horizontal	Vertical																																																																																
Peak Avg	<table border="1"> <thead> <tr> <th>Limit</th> <th>Read</th> <th>Ant</th> <th>Cable</th> <th>Preamp</th> <th>Aux</th> <th>APos</th> <th>TPos</th> <th>Remark</th> </tr> <tr> <th>Freq</th> <th>Level</th> <th>Line</th> <th>Margin</th> <th>Level</th> <th>Factor</th> <th>Loss</th> <th>Factor</th> <th>Factor</th> </tr> <tr> <th>MHz</th> <th>dBuV/m</th> <th>dBuV/m</th> <th>dB</th> <th>dBuV</th> <th>dB/m</th> <th>dB</th> <th>dB</th> <th>dB</th> </tr> </thead> <tbody> <tr> <td>1</td> <td>4804.00</td> <td>42.37</td> <td>74.00</td> <td>-31.63</td> <td>61.25</td> <td>34.30</td> <td>10.30</td> <td>63.48</td> <td>0.00</td> <td>---</td> <td>---</td> <td>PEAK</td> </tr> </tbody> </table>	Limit	Read	Ant	Cable	Preamp	Aux	APos	TPos	Remark	Freq	Level	Line	Margin	Level	Factor	Loss	Factor	Factor	MHz	dBuV/m	dBuV/m	dB	dBuV	dB/m	dB	dB	dB	1	4804.00	42.37	74.00	-31.63	61.25	34.30	10.30	63.48	0.00	---	---	PEAK	<table border="1"> <thead> <tr> <th>Limit</th> <th>Read</th> <th>Ant</th> <th>Cable</th> <th>Preamp</th> <th>Aux</th> <th>APos</th> <th>TPos</th> <th>Remark</th> </tr> <tr> <th>Freq</th> <th>Level</th> <th>Line</th> <th>Margin</th> <th>Level</th> <th>Factor</th> <th>Loss</th> <th>Factor</th> <th>Factor</th> </tr> <tr> <th>MHz</th> <th>dBuV/m</th> <th>dBuV/m</th> <th>dB</th> <th>dBuV</th> <th>dB/m</th> <th>dB</th> <th>dB</th> <th>dB</th> </tr> </thead> <tbody> <tr> <td>1</td> <td>4804.00</td> <td>41.11</td> <td>74.00</td> <td>-32.89</td> <td>59.99</td> <td>34.30</td> <td>10.30</td> <td>63.48</td> <td>0.00</td> <td>---</td> <td>---</td> <td>PEAK</td> </tr> </tbody> </table>	Limit	Read	Ant	Cable	Preamp	Aux	APos	TPos	Remark	Freq	Level	Line	Margin	Level	Factor	Loss	Factor	Factor	MHz	dBuV/m	dBuV/m	dB	dBuV	dB/m	dB	dB	dB	1	4804.00	41.11	74.00	-32.89	59.99	34.30	10.30	63.48	0.00	---	---	PEAK
Limit	Read	Ant	Cable	Preamp	Aux	APos	TPos	Remark																																																																										
Freq	Level	Line	Margin	Level	Factor	Loss	Factor	Factor																																																																										
MHz	dBuV/m	dBuV/m	dB	dBuV	dB/m	dB	dB	dB																																																																										
1	4804.00	42.37	74.00	-31.63	61.25	34.30	10.30	63.48	0.00	---	---	PEAK																																																																						
Limit	Read	Ant	Cable	Preamp	Aux	APos	TPos	Remark																																																																										
Freq	Level	Line	Margin	Level	Factor	Loss	Factor	Factor																																																																										
MHz	dBuV/m	dBuV/m	dB	dBuV	dB/m	dB	dB	dB																																																																										
1	4804.00	41.11	74.00	-32.89	59.99	34.30	10.30	63.48	0.00	---	---	PEAK																																																																						

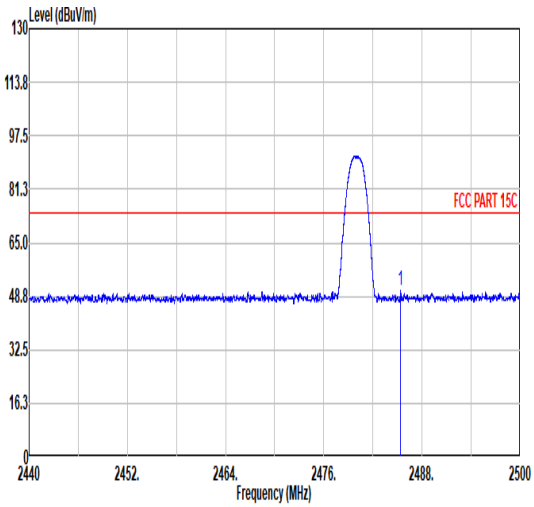
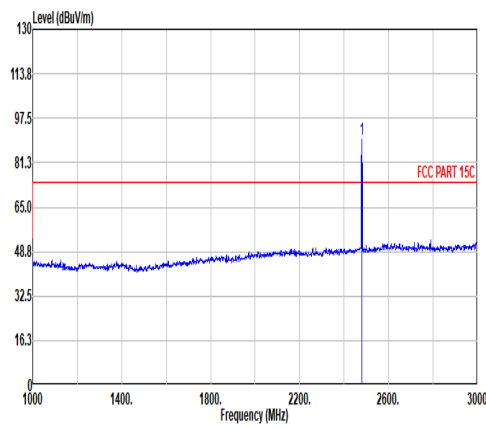
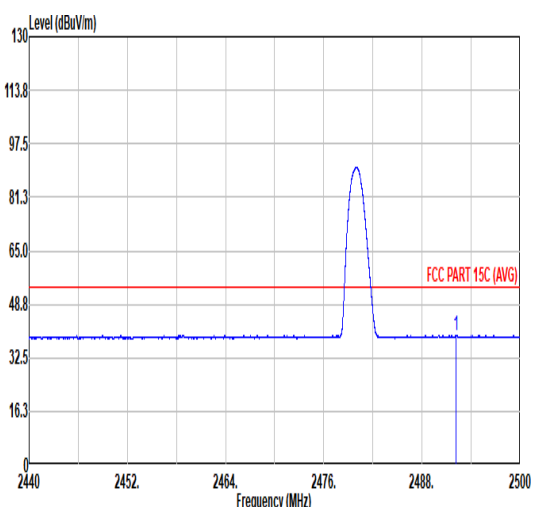
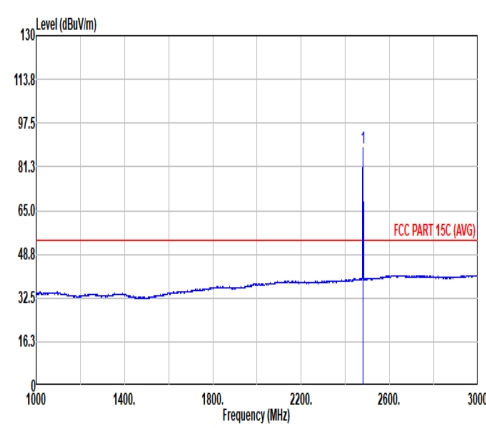


Mode	2																																																																																	
	Harmonic																																																																																	
	2400-2483.5_Bluetooth-LE_GSKF_CH19_2440MHz																																																																																	
ANT	-																																																																																	
Pol.	Horizontal	Vertical																																																																																
Peak Avg	<table border="1"> <thead> <tr> <th>Limit</th> <th>Read</th> <th>Ant</th> <th>Cable</th> <th>Preamp</th> <th>Aux</th> <th>APos</th> <th>TPos</th> <th>Remark</th> </tr> <tr> <th>Freq</th> <th>Level</th> <th>Line</th> <th>Margin</th> <th>Level</th> <th>Factor</th> <th>Loss</th> <th>Factor</th> <th>Factor</th> </tr> <tr> <th>MHz</th> <th>dBuV/m</th> <th>dBuV/m</th> <th>dB</th> <th>dBuV</th> <th>dB/m</th> <th>dB</th> <th>dB</th> <th>dB</th> </tr> </thead> <tbody> <tr> <td>1</td> <td>4880.00</td> <td>43.74</td> <td>74.00</td> <td>-30.26</td> <td>62.52</td> <td>34.30</td> <td>10.40</td> <td>63.48</td> <td>0.00</td> <td>---</td> <td>---</td> <td>PEAK</td> </tr> </tbody> </table>	Limit	Read	Ant	Cable	Preamp	Aux	APos	TPos	Remark	Freq	Level	Line	Margin	Level	Factor	Loss	Factor	Factor	MHz	dBuV/m	dBuV/m	dB	dBuV	dB/m	dB	dB	dB	1	4880.00	43.74	74.00	-30.26	62.52	34.30	10.40	63.48	0.00	---	---	PEAK	<table border="1"> <thead> <tr> <th>Limit</th> <th>Read</th> <th>Ant</th> <th>Cable</th> <th>Preamp</th> <th>Aux</th> <th>APos</th> <th>TPos</th> <th>Remark</th> </tr> <tr> <th>Freq</th> <th>Level</th> <th>Line</th> <th>Margin</th> <th>Level</th> <th>Factor</th> <th>Loss</th> <th>Factor</th> <th>Factor</th> </tr> <tr> <th>MHz</th> <th>dBuV/m</th> <th>dBuV/m</th> <th>dB</th> <th>dBuV</th> <th>dB/m</th> <th>dB</th> <th>dB</th> <th>dB</th> </tr> </thead> <tbody> <tr> <td>1</td> <td>4880.00</td> <td>43.85</td> <td>74.00</td> <td>-30.15</td> <td>62.63</td> <td>34.30</td> <td>10.40</td> <td>63.48</td> <td>0.00</td> <td>---</td> <td>---</td> <td>PEAK</td> </tr> </tbody> </table>	Limit	Read	Ant	Cable	Preamp	Aux	APos	TPos	Remark	Freq	Level	Line	Margin	Level	Factor	Loss	Factor	Factor	MHz	dBuV/m	dBuV/m	dB	dBuV	dB/m	dB	dB	dB	1	4880.00	43.85	74.00	-30.15	62.63	34.30	10.40	63.48	0.00	---	---	PEAK
Limit	Read	Ant	Cable	Preamp	Aux	APos	TPos	Remark																																																																										
Freq	Level	Line	Margin	Level	Factor	Loss	Factor	Factor																																																																										
MHz	dBuV/m	dBuV/m	dB	dBuV	dB/m	dB	dB	dB																																																																										
1	4880.00	43.74	74.00	-30.26	62.52	34.30	10.40	63.48	0.00	---	---	PEAK																																																																						
Limit	Read	Ant	Cable	Preamp	Aux	APos	TPos	Remark																																																																										
Freq	Level	Line	Margin	Level	Factor	Loss	Factor	Factor																																																																										
MHz	dBuV/m	dBuV/m	dB	dBuV	dB/m	dB	dB	dB																																																																										
1	4880.00	43.85	74.00	-30.15	62.63	34.30	10.40	63.48	0.00	---	---	PEAK																																																																						



Mode	3																																																																																																													
	Band Edge - L																																																																																																													
	2400-2483.5_Bluetooth-LE_GSKF_CH39_2480MHz																																																																																																													
ANT	-																																																																																																													
Pol.	Horizontal	Fundamental																																																																																																												
Peak	 <p>Level (dBuV/m) vs Frequency (MHz) plot for Horizontal polarization. The y-axis ranges from 0 to 130 dBuV/m, and the x-axis ranges from 1000 to 3000 MHz. A red horizontal line indicates the FCC PART 15C limit at approximately 74 dBuV/m. A sharp peak is visible at 2480 MHz, reaching approximately 91 dBuV/m.</p> <table border="1"> <thead> <tr> <th>Limit</th> <th>Read</th> <th>Ant</th> <th>Cable</th> <th>Preamp</th> <th>Aux</th> <th>APos</th> <th>TPos</th> <th>Remark</th> </tr> <tr> <th>Freq</th> <th>Level</th> <th>Line</th> <th>Margin</th> <th>Level</th> <th>Factor</th> <th>Loss</th> <th>Factor</th> <th>Factor</th> </tr> <tr> <th>MHz</th> <th>dBuV/m</th> <th>dBuV/m</th> <th>dB</th> <th>dBuV</th> <th>dB/m</th> <th>dB</th> <th>dB</th> <th>dB</th> </tr> </thead> <tbody> <tr> <td>1 2480.00</td> <td>91.11</td> <td>74.00</td> <td>17.11</td> <td>81.61</td> <td>31.96</td> <td>7.28</td> <td>35.74</td> <td>6.00</td> </tr> <tr> <td></td> <td></td> <td></td> <td></td> <td></td> <td></td> <td></td> <td></td> <td>100</td> </tr> <tr> <td></td> <td></td> <td></td> <td></td> <td></td> <td></td> <td></td> <td></td> <td>287 PEAK</td> </tr> </tbody> </table>	Limit	Read	Ant	Cable	Preamp	Aux	APos	TPos	Remark	Freq	Level	Line	Margin	Level	Factor	Loss	Factor	Factor	MHz	dBuV/m	dBuV/m	dB	dBuV	dB/m	dB	dB	dB	1 2480.00	91.11	74.00	17.11	81.61	31.96	7.28	35.74	6.00									100									287 PEAK	 <p>Level (dBuV/m) vs Frequency (MHz) plot for Fundamental polarization. The y-axis ranges from 0 to 130 dBuV/m, and the x-axis ranges from 2440 to 2500 MHz. A red horizontal line indicates the FCC PART 15C limit at approximately 74 dBuV/m. A peak is visible at 2480 MHz, reaching approximately 91 dBuV/m.</p> <table border="1"> <thead> <tr> <th>Limit</th> <th>Read</th> <th>Ant</th> <th>Cable</th> <th>Preamp</th> <th>Aux</th> <th>APos</th> <th>TPos</th> <th>Remark</th> </tr> <tr> <th>Freq</th> <th>Level</th> <th>Line</th> <th>Margin</th> <th>Level</th> <th>Factor</th> <th>Loss</th> <th>Factor</th> <th>Factor</th> </tr> <tr> <th>MHz</th> <th>dBuV/m</th> <th>dBuV/m</th> <th>dB</th> <th>dBuV</th> <th>dB/m</th> <th>dB</th> <th>dB</th> <th>dB</th> </tr> </thead> <tbody> <tr> <td>1 2485.39</td> <td>50.39</td> <td>74.00</td> <td>-23.61</td> <td>40.86</td> <td>31.97</td> <td>7.29</td> <td>35.73</td> <td>6.00</td> </tr> <tr> <td></td> <td></td> <td></td> <td></td> <td></td> <td></td> <td></td> <td></td> <td>100</td> </tr> <tr> <td></td> <td></td> <td></td> <td></td> <td></td> <td></td> <td></td> <td></td> <td>287 PEAK</td> </tr> </tbody> </table>	Limit	Read	Ant	Cable	Preamp	Aux	APos	TPos	Remark	Freq	Level	Line	Margin	Level	Factor	Loss	Factor	Factor	MHz	dBuV/m	dBuV/m	dB	dBuV	dB/m	dB	dB	dB	1 2485.39	50.39	74.00	-23.61	40.86	31.97	7.29	35.73	6.00									100									287 PEAK
	Limit	Read	Ant	Cable	Preamp	Aux	APos	TPos	Remark																																																																																																					
Freq	Level	Line	Margin	Level	Factor	Loss	Factor	Factor																																																																																																						
MHz	dBuV/m	dBuV/m	dB	dBuV	dB/m	dB	dB	dB																																																																																																						
1 2480.00	91.11	74.00	17.11	81.61	31.96	7.28	35.74	6.00																																																																																																						
								100																																																																																																						
								287 PEAK																																																																																																						
Limit	Read	Ant	Cable	Preamp	Aux	APos	TPos	Remark																																																																																																						
Freq	Level	Line	Margin	Level	Factor	Loss	Factor	Factor																																																																																																						
MHz	dBuV/m	dBuV/m	dB	dBuV	dB/m	dB	dB	dB																																																																																																						
1 2485.39	50.39	74.00	-23.61	40.86	31.97	7.29	35.73	6.00																																																																																																						
								100																																																																																																						
								287 PEAK																																																																																																						
Avg	 <p>Level (dBuV/m) vs Frequency (MHz) plot for Horizontal polarization (Average). The y-axis ranges from 0 to 130 dBuV/m, and the x-axis ranges from 1000 to 3000 MHz. A red horizontal line indicates the FCC PART 15C (AVG) limit at approximately 54 dBuV/m. A peak is visible at 2480 MHz, reaching approximately 90 dBuV/m.</p> <table border="1"> <thead> <tr> <th>Limit</th> <th>Read</th> <th>Ant</th> <th>Cable</th> <th>Preamp</th> <th>Aux</th> <th>APos</th> <th>TPos</th> <th>Remark</th> </tr> <tr> <th>Freq</th> <th>Level</th> <th>Line</th> <th>Margin</th> <th>Level</th> <th>Factor</th> <th>Loss</th> <th>Factor</th> <th>Factor</th> </tr> <tr> <th>MHz</th> <th>dBuV/m</th> <th>dBuV/m</th> <th>dB</th> <th>dBuV</th> <th>dB/m</th> <th>dB</th> <th>dB</th> <th>dB</th> </tr> </thead> <tbody> <tr> <td>1 2480.00</td> <td>90.20</td> <td>54.00</td> <td>36.20</td> <td>80.70</td> <td>31.96</td> <td>7.28</td> <td>35.74</td> <td>6.00</td> </tr> <tr> <td></td> <td></td> <td></td> <td></td> <td></td> <td></td> <td></td> <td></td> <td>100</td> </tr> <tr> <td></td> <td></td> <td></td> <td></td> <td></td> <td></td> <td></td> <td></td> <td>287 AVERAGE</td> </tr> </tbody> </table>	Limit	Read	Ant	Cable	Preamp	Aux	APos	TPos	Remark	Freq	Level	Line	Margin	Level	Factor	Loss	Factor	Factor	MHz	dBuV/m	dBuV/m	dB	dBuV	dB/m	dB	dB	dB	1 2480.00	90.20	54.00	36.20	80.70	31.96	7.28	35.74	6.00									100									287 AVERAGE	 <p>Level (dBuV/m) vs Frequency (MHz) plot for Fundamental polarization (Average). The y-axis ranges from 0 to 130 dBuV/m, and the x-axis ranges from 2440 to 2500 MHz. A red horizontal line indicates the FCC PART 15C (AVG) limit at approximately 54 dBuV/m. A peak is visible at 2480 MHz, reaching approximately 90 dBuV/m.</p> <table border="1"> <thead> <tr> <th>Limit</th> <th>Read</th> <th>Ant</th> <th>Cable</th> <th>Preamp</th> <th>Aux</th> <th>APos</th> <th>TPos</th> <th>Remark</th> </tr> <tr> <th>Freq</th> <th>Level</th> <th>Line</th> <th>Margin</th> <th>Level</th> <th>Factor</th> <th>Loss</th> <th>Factor</th> <th>Factor</th> </tr> <tr> <th>MHz</th> <th>dBuV/m</th> <th>dBuV/m</th> <th>dB</th> <th>dBuV</th> <th>dB/m</th> <th>dB</th> <th>dB</th> <th>dB</th> </tr> </thead> <tbody> <tr> <td>1 2492.11</td> <td>39.31</td> <td>54.00</td> <td>-14.69</td> <td>29.75</td> <td>31.98</td> <td>7.30</td> <td>35.72</td> <td>6.00</td> </tr> <tr> <td></td> <td></td> <td></td> <td></td> <td></td> <td></td> <td></td> <td></td> <td>100</td> </tr> <tr> <td></td> <td></td> <td></td> <td></td> <td></td> <td></td> <td></td> <td></td> <td>287 AVERAGE</td> </tr> </tbody> </table>	Limit	Read	Ant	Cable	Preamp	Aux	APos	TPos	Remark	Freq	Level	Line	Margin	Level	Factor	Loss	Factor	Factor	MHz	dBuV/m	dBuV/m	dB	dBuV	dB/m	dB	dB	dB	1 2492.11	39.31	54.00	-14.69	29.75	31.98	7.30	35.72	6.00									100									287 AVERAGE
Limit	Read	Ant	Cable	Preamp	Aux	APos	TPos	Remark																																																																																																						
Freq	Level	Line	Margin	Level	Factor	Loss	Factor	Factor																																																																																																						
MHz	dBuV/m	dBuV/m	dB	dBuV	dB/m	dB	dB	dB																																																																																																						
1 2480.00	90.20	54.00	36.20	80.70	31.96	7.28	35.74	6.00																																																																																																						
								100																																																																																																						
								287 AVERAGE																																																																																																						
Limit	Read	Ant	Cable	Preamp	Aux	APos	TPos	Remark																																																																																																						
Freq	Level	Line	Margin	Level	Factor	Loss	Factor	Factor																																																																																																						
MHz	dBuV/m	dBuV/m	dB	dBuV	dB/m	dB	dB	dB																																																																																																						
1 2492.11	39.31	54.00	-14.69	29.75	31.98	7.30	35.72	6.00																																																																																																						
								100																																																																																																						
								287 AVERAGE																																																																																																						



Mode	3																																																																																			
	Band Edge - R																																																																																			
	2400-2483.5_Bluetooth-LE_GSKF_CH39_2480MHz																																																																																			
ANT	-																																																																																			
Pol.	Horizontal	Fundamental																																																																																		
Peak	 <p>Level (dBuV/m) vs Frequency (MHz) plot for Horizontal polarization. The plot shows a peak at approximately 2478 MHz. A red horizontal line indicates the FCC PART 15C limit at approximately 74 dBuV/m.</p> <table border="1"> <thead> <tr> <th>Limit</th> <th>Read</th> <th>Ant</th> <th>Cable</th> <th>Preamp</th> <th>Aux</th> <th>APos</th> <th>TPos</th> <th>Remark</th> </tr> <tr> <th>Freq</th> <th>Level</th> <th>Line</th> <th>Margin</th> <th>Level</th> <th>Factor</th> <th>Loss</th> <th>Factor</th> <th>Factor</th> </tr> <tr> <th>MHz</th> <th>dBuV/m</th> <th>dBuV/m</th> <th>dB</th> <th>dBuV</th> <th>dB/m</th> <th>dB</th> <th>dB</th> <th>cm</th> <th>deg</th> </tr> </thead> <tbody> <tr> <td>1</td> <td>2485.39</td> <td>50.39</td> <td>74.00</td> <td>-23.61</td> <td>40.86</td> <td>31.97</td> <td>7.29</td> <td>35.73</td> <td>6.00</td> <td>100</td> <td>287</td> <td>PEAK</td> </tr> </tbody> </table>	Limit	Read	Ant	Cable	Preamp	Aux	APos	TPos	Remark	Freq	Level	Line	Margin	Level	Factor	Loss	Factor	Factor	MHz	dBuV/m	dBuV/m	dB	dBuV	dB/m	dB	dB	cm	deg	1	2485.39	50.39	74.00	-23.61	40.86	31.97	7.29	35.73	6.00	100	287	PEAK	 <p>Level (dBuV/m) vs Frequency (MHz) plot for Fundamental polarization. The plot shows a peak at approximately 2478 MHz. A red horizontal line indicates the FCC PART 15C limit at approximately 74 dBuV/m.</p> <table border="1"> <thead> <tr> <th>Limit</th> <th>Read</th> <th>Ant</th> <th>Cable</th> <th>Preamp</th> <th>Aux</th> <th>APos</th> <th>TPos</th> <th>Remark</th> </tr> <tr> <th>Freq</th> <th>Level</th> <th>Line</th> <th>Margin</th> <th>Level</th> <th>Factor</th> <th>Loss</th> <th>Factor</th> <th>Factor</th> </tr> <tr> <th>MHz</th> <th>dBuV/m</th> <th>dBuV/m</th> <th>dB</th> <th>dBuV</th> <th>dB/m</th> <th>dB</th> <th>dB</th> <th>cm</th> <th>deg</th> </tr> </thead> <tbody> <tr> <td>1</td> <td>2480.00</td> <td>89.63</td> <td>74.00</td> <td>15.63</td> <td>80.13</td> <td>31.96</td> <td>7.28</td> <td>35.74</td> <td>6.00</td> <td>395</td> <td>269</td> <td>PEAK</td> </tr> </tbody> </table>	Limit	Read	Ant	Cable	Preamp	Aux	APos	TPos	Remark	Freq	Level	Line	Margin	Level	Factor	Loss	Factor	Factor	MHz	dBuV/m	dBuV/m	dB	dBuV	dB/m	dB	dB	cm	deg	1	2480.00	89.63	74.00	15.63	80.13	31.96	7.28	35.74	6.00	395	269	PEAK
	Limit	Read	Ant	Cable	Preamp	Aux	APos	TPos	Remark																																																																											
Freq	Level	Line	Margin	Level	Factor	Loss	Factor	Factor																																																																												
MHz	dBuV/m	dBuV/m	dB	dBuV	dB/m	dB	dB	cm	deg																																																																											
1	2485.39	50.39	74.00	-23.61	40.86	31.97	7.29	35.73	6.00	100	287	PEAK																																																																								
Limit	Read	Ant	Cable	Preamp	Aux	APos	TPos	Remark																																																																												
Freq	Level	Line	Margin	Level	Factor	Loss	Factor	Factor																																																																												
MHz	dBuV/m	dBuV/m	dB	dBuV	dB/m	dB	dB	cm	deg																																																																											
1	2480.00	89.63	74.00	15.63	80.13	31.96	7.28	35.74	6.00	395	269	PEAK																																																																								
Avg	 <p>Level (dBuV/m) vs Frequency (MHz) plot for Average Horizontal polarization. The plot shows a peak at approximately 2478 MHz. A red horizontal line indicates the FCC PART 15C (AVG) limit at approximately 54 dBuV/m.</p> <table border="1"> <thead> <tr> <th>Limit</th> <th>Read</th> <th>Ant</th> <th>Cable</th> <th>Preamp</th> <th>Aux</th> <th>APos</th> <th>TPos</th> <th>Remark</th> </tr> <tr> <th>Freq</th> <th>Level</th> <th>Line</th> <th>Margin</th> <th>Level</th> <th>Factor</th> <th>Loss</th> <th>Factor</th> <th>Factor</th> </tr> <tr> <th>MHz</th> <th>dBuV/m</th> <th>dBuV/m</th> <th>dB</th> <th>dBuV</th> <th>dB/m</th> <th>dB</th> <th>dB</th> <th>cm</th> <th>deg</th> </tr> </thead> <tbody> <tr> <td>1</td> <td>2492.11</td> <td>39.31</td> <td>54.00</td> <td>-14.69</td> <td>29.75</td> <td>31.98</td> <td>7.30</td> <td>35.72</td> <td>6.00</td> <td>100</td> <td>287</td> <td>AVERAGE</td> </tr> </tbody> </table>	Limit	Read	Ant	Cable	Preamp	Aux	APos	TPos	Remark	Freq	Level	Line	Margin	Level	Factor	Loss	Factor	Factor	MHz	dBuV/m	dBuV/m	dB	dBuV	dB/m	dB	dB	cm	deg	1	2492.11	39.31	54.00	-14.69	29.75	31.98	7.30	35.72	6.00	100	287	AVERAGE	 <p>Level (dBuV/m) vs Frequency (MHz) plot for Average Fundamental polarization. The plot shows a peak at approximately 2478 MHz. A red horizontal line indicates the FCC PART 15C (AVG) limit at approximately 54 dBuV/m.</p> <table border="1"> <thead> <tr> <th>Limit</th> <th>Read</th> <th>Ant</th> <th>Cable</th> <th>Preamp</th> <th>Aux</th> <th>APos</th> <th>TPos</th> <th>Remark</th> </tr> <tr> <th>Freq</th> <th>Level</th> <th>Line</th> <th>Margin</th> <th>Level</th> <th>Factor</th> <th>Loss</th> <th>Factor</th> <th>Factor</th> </tr> <tr> <th>MHz</th> <th>dBuV/m</th> <th>dBuV/m</th> <th>dB</th> <th>dBuV</th> <th>dB/m</th> <th>dB</th> <th>dB</th> <th>cm</th> <th>deg</th> </tr> </thead> <tbody> <tr> <td>1</td> <td>2480.00</td> <td>88.41</td> <td>54.00</td> <td>34.41</td> <td>78.91</td> <td>31.96</td> <td>7.28</td> <td>35.74</td> <td>6.00</td> <td>395</td> <td>269</td> <td>AVERAGE</td> </tr> </tbody> </table>	Limit	Read	Ant	Cable	Preamp	Aux	APos	TPos	Remark	Freq	Level	Line	Margin	Level	Factor	Loss	Factor	Factor	MHz	dBuV/m	dBuV/m	dB	dBuV	dB/m	dB	dB	cm	deg	1	2480.00	88.41	54.00	34.41	78.91	31.96	7.28	35.74	6.00	395	269	AVERAGE
Limit	Read	Ant	Cable	Preamp	Aux	APos	TPos	Remark																																																																												
Freq	Level	Line	Margin	Level	Factor	Loss	Factor	Factor																																																																												
MHz	dBuV/m	dBuV/m	dB	dBuV	dB/m	dB	dB	cm	deg																																																																											
1	2492.11	39.31	54.00	-14.69	29.75	31.98	7.30	35.72	6.00	100	287	AVERAGE																																																																								
Limit	Read	Ant	Cable	Preamp	Aux	APos	TPos	Remark																																																																												
Freq	Level	Line	Margin	Level	Factor	Loss	Factor	Factor																																																																												
MHz	dBuV/m	dBuV/m	dB	dBuV	dB/m	dB	dB	cm	deg																																																																											
1	2480.00	88.41	54.00	34.41	78.91	31.96	7.28	35.74	6.00	395	269	AVERAGE																																																																								



Mode	3																																																																																																													
	Harmonic																																																																																																													
	2400-2483.5_Bluetooth-LE_GSKF_CH39_2480MHz																																																																																																													
ANT	-																																																																																																													
Pol.	Horizontal	Vertical																																																																																																												
Peak Avg	<table border="1"> <thead> <tr> <th>Limit</th> <th>Read</th> <th>Ant</th> <th>Cable</th> <th>Preamp</th> <th>Aux</th> <th>APos</th> <th>TPos</th> <th>Remark</th> </tr> <tr> <th>Freq</th> <th>Level</th> <th>Line</th> <th>Margin</th> <th>Level</th> <th>Factor</th> <th>Loss</th> <th>Factor</th> <th>Factor</th> </tr> <tr> <th>MHz</th> <th>dBuV/m</th> <th>dBuV/m</th> <th>dB</th> <th>dBuV</th> <th>dB/m</th> <th>dB</th> <th>dB</th> <th>cm</th> <th>deg</th> </tr> </thead> <tbody> <tr> <td>1</td> <td>4960.00</td> <td>42.52</td> <td>74.00</td> <td>-31.48</td> <td>61.07</td> <td>34.42</td> <td>10.51</td> <td>63.48</td> <td>0.00</td> <td>---</td> <td>---</td> <td>PEAK</td> </tr> <tr> <td>2</td> <td>7440.00</td> <td>42.23</td> <td>74.00</td> <td>-31.77</td> <td>57.37</td> <td>35.74</td> <td>12.87</td> <td>63.75</td> <td>0.00</td> <td>---</td> <td>---</td> <td>PEAK</td> </tr> </tbody> </table>	Limit	Read	Ant	Cable	Preamp	Aux	APos	TPos	Remark	Freq	Level	Line	Margin	Level	Factor	Loss	Factor	Factor	MHz	dBuV/m	dBuV/m	dB	dBuV	dB/m	dB	dB	cm	deg	1	4960.00	42.52	74.00	-31.48	61.07	34.42	10.51	63.48	0.00	---	---	PEAK	2	7440.00	42.23	74.00	-31.77	57.37	35.74	12.87	63.75	0.00	---	---	PEAK	<table border="1"> <thead> <tr> <th>Limit</th> <th>Read</th> <th>Ant</th> <th>Cable</th> <th>Preamp</th> <th>Aux</th> <th>APos</th> <th>TPos</th> <th>Remark</th> </tr> <tr> <th>Freq</th> <th>Level</th> <th>Line</th> <th>Margin</th> <th>Level</th> <th>Factor</th> <th>Loss</th> <th>Factor</th> <th>Factor</th> </tr> <tr> <th>MHz</th> <th>dBuV/m</th> <th>dBuV/m</th> <th>dB</th> <th>dBuV</th> <th>dB/m</th> <th>dB</th> <th>dB</th> <th>cm</th> <th>deg</th> </tr> </thead> <tbody> <tr> <td>1</td> <td>4960.00</td> <td>42.58</td> <td>74.00</td> <td>-31.42</td> <td>61.13</td> <td>34.42</td> <td>10.51</td> <td>63.48</td> <td>0.00</td> <td>---</td> <td>---</td> <td>PEAK</td> </tr> <tr> <td>2</td> <td>7440.00</td> <td>42.53</td> <td>74.00</td> <td>-31.47</td> <td>57.67</td> <td>35.74</td> <td>12.87</td> <td>63.75</td> <td>0.00</td> <td>---</td> <td>---</td> <td>PEAK</td> </tr> </tbody> </table>	Limit	Read	Ant	Cable	Preamp	Aux	APos	TPos	Remark	Freq	Level	Line	Margin	Level	Factor	Loss	Factor	Factor	MHz	dBuV/m	dBuV/m	dB	dBuV	dB/m	dB	dB	cm	deg	1	4960.00	42.58	74.00	-31.42	61.13	34.42	10.51	63.48	0.00	---	---	PEAK	2	7440.00	42.53	74.00	-31.47	57.67	35.74	12.87	63.75	0.00	---	---	PEAK
Limit	Read	Ant	Cable	Preamp	Aux	APos	TPos	Remark																																																																																																						
Freq	Level	Line	Margin	Level	Factor	Loss	Factor	Factor																																																																																																						
MHz	dBuV/m	dBuV/m	dB	dBuV	dB/m	dB	dB	cm	deg																																																																																																					
1	4960.00	42.52	74.00	-31.48	61.07	34.42	10.51	63.48	0.00	---	---	PEAK																																																																																																		
2	7440.00	42.23	74.00	-31.77	57.37	35.74	12.87	63.75	0.00	---	---	PEAK																																																																																																		
Limit	Read	Ant	Cable	Preamp	Aux	APos	TPos	Remark																																																																																																						
Freq	Level	Line	Margin	Level	Factor	Loss	Factor	Factor																																																																																																						
MHz	dBuV/m	dBuV/m	dB	dBuV	dB/m	dB	dB	cm	deg																																																																																																					
1	4960.00	42.58	74.00	-31.42	61.13	34.42	10.51	63.48	0.00	---	---	PEAK																																																																																																		
2	7440.00	42.53	74.00	-31.47	57.67	35.74	12.87	63.75	0.00	---	---	PEAK																																																																																																		



Mode	4																																																																										
	Band Edge																																																																										
	2400-2483.5_Bluetooth-LE_GSKF_CH00_2402MHz																																																																										
ANT	-																																																																										
Pol.	Horizontal	Fundamental																																																																									
Peak																																																																											
	<table border="1"> <thead> <tr> <th>Limit</th> <th>Read</th> <th>Ant</th> <th>Cable</th> <th>Preamp</th> <th>Aux</th> <th>APos</th> <th>TPos</th> <th>Remark</th> </tr> <tr> <th>Freq</th> <th>Level</th> <th>Line</th> <th>Margin</th> <th>Level</th> <th>Factor</th> <th>Loss</th> <th>Factor</th> <th>Factor</th> </tr> <tr> <th>MHz</th> <th>dBuV/m</th> <th>dBuV/m</th> <th>dB</th> <th>dBuV</th> <th>dB/m</th> <th>dB</th> <th>dB</th> <th>dB</th> </tr> </thead> <tbody> <tr> <td>1 2341.40</td> <td>49.83</td> <td>74.00</td> <td>-24.17</td> <td>41.06</td> <td>31.62</td> <td>7.05</td> <td>35.90</td> <td>6.00</td> <td>143 302 PEAK</td> </tr> </tbody> </table>	Limit	Read	Ant	Cable	Preamp	Aux	APos	TPos	Remark	Freq	Level	Line	Margin	Level	Factor	Loss	Factor	Factor	MHz	dBuV/m	dBuV/m	dB	dBuV	dB/m	dB	dB	dB	1 2341.40	49.83	74.00	-24.17	41.06	31.62	7.05	35.90	6.00	143 302 PEAK	<table border="1"> <thead> <tr> <th>Limit</th> <th>Read</th> <th>Ant</th> <th>Cable</th> <th>Preamp</th> <th>Aux</th> <th>APos</th> <th>TPos</th> <th>Remark</th> </tr> <tr> <th>Freq</th> <th>Level</th> <th>Line</th> <th>Margin</th> <th>Level</th> <th>Factor</th> <th>Loss</th> <th>Factor</th> <th>Factor</th> </tr> <tr> <th>MHz</th> <th>dBuV/m</th> <th>dBuV/m</th> <th>dB</th> <th>dBuV</th> <th>dB/m</th> <th>dB</th> <th>dB</th> <th>dB</th> </tr> </thead> <tbody> <tr> <td>1 2402.00</td> <td>94.87</td> <td>74.00</td> <td>20.87</td> <td>85.77</td> <td>31.80</td> <td>7.13</td> <td>35.83</td> <td>6.00</td> <td>143 302 PEAK</td> </tr> </tbody> </table>	Limit	Read	Ant	Cable	Preamp	Aux	APos	TPos	Remark	Freq	Level	Line	Margin	Level	Factor	Loss	Factor	Factor	MHz	dBuV/m	dBuV/m	dB	dBuV	dB/m	dB	dB	dB	1 2402.00	94.87	74.00	20.87	85.77	31.80	7.13	35.83	6.00
Limit	Read	Ant	Cable	Preamp	Aux	APos	TPos	Remark																																																																			
Freq	Level	Line	Margin	Level	Factor	Loss	Factor	Factor																																																																			
MHz	dBuV/m	dBuV/m	dB	dBuV	dB/m	dB	dB	dB																																																																			
1 2341.40	49.83	74.00	-24.17	41.06	31.62	7.05	35.90	6.00	143 302 PEAK																																																																		
Limit	Read	Ant	Cable	Preamp	Aux	APos	TPos	Remark																																																																			
Freq	Level	Line	Margin	Level	Factor	Loss	Factor	Factor																																																																			
MHz	dBuV/m	dBuV/m	dB	dBuV	dB/m	dB	dB	dB																																																																			
1 2402.00	94.87	74.00	20.87	85.77	31.80	7.13	35.83	6.00	143 302 PEAK																																																																		
Avg																																																																											
	<table border="1"> <thead> <tr> <th>Limit</th> <th>Read</th> <th>Ant</th> <th>Cable</th> <th>Preamp</th> <th>Aux</th> <th>APos</th> <th>TPos</th> <th>Remark</th> </tr> <tr> <th>Freq</th> <th>Level</th> <th>Line</th> <th>Margin</th> <th>Level</th> <th>Factor</th> <th>Loss</th> <th>Factor</th> <th>Factor</th> </tr> <tr> <th>MHz</th> <th>dBuV/m</th> <th>dBuV/m</th> <th>dB</th> <th>dBuV</th> <th>dB/m</th> <th>dB</th> <th>dB</th> <th>dB</th> </tr> </thead> <tbody> <tr> <td>1 2382.09</td> <td>38.77</td> <td>54.00</td> <td>-15.23</td> <td>29.76</td> <td>31.75</td> <td>7.11</td> <td>35.85</td> <td>6.00</td> <td>143 302 AVERAGE</td> </tr> </tbody> </table>	Limit	Read	Ant	Cable	Preamp	Aux	APos	TPos	Remark	Freq	Level	Line	Margin	Level	Factor	Loss	Factor	Factor	MHz	dBuV/m	dBuV/m	dB	dBuV	dB/m	dB	dB	dB	1 2382.09	38.77	54.00	-15.23	29.76	31.75	7.11	35.85	6.00	143 302 AVERAGE	<table border="1"> <thead> <tr> <th>Limit</th> <th>Read</th> <th>Ant</th> <th>Cable</th> <th>Preamp</th> <th>Aux</th> <th>APos</th> <th>TPos</th> <th>Remark</th> </tr> <tr> <th>Freq</th> <th>Level</th> <th>Line</th> <th>Margin</th> <th>Level</th> <th>Factor</th> <th>Loss</th> <th>Factor</th> <th>Factor</th> </tr> <tr> <th>MHz</th> <th>dBuV/m</th> <th>dBuV/m</th> <th>dB</th> <th>dBuV</th> <th>dB/m</th> <th>dB</th> <th>dB</th> <th>dB</th> </tr> </thead> <tbody> <tr> <td>1 2402.00</td> <td>92.46</td> <td>54.00</td> <td>38.46</td> <td>83.36</td> <td>31.80</td> <td>7.13</td> <td>35.83</td> <td>6.00</td> <td>143 302 AVERAGE</td> </tr> </tbody> </table>	Limit	Read	Ant	Cable	Preamp	Aux	APos	TPos	Remark	Freq	Level	Line	Margin	Level	Factor	Loss	Factor	Factor	MHz	dBuV/m	dBuV/m	dB	dBuV	dB/m	dB	dB	dB	1 2402.00	92.46	54.00	38.46	83.36	31.80	7.13	35.83	6.00
Limit	Read	Ant	Cable	Preamp	Aux	APos	TPos	Remark																																																																			
Freq	Level	Line	Margin	Level	Factor	Loss	Factor	Factor																																																																			
MHz	dBuV/m	dBuV/m	dB	dBuV	dB/m	dB	dB	dB																																																																			
1 2382.09	38.77	54.00	-15.23	29.76	31.75	7.11	35.85	6.00	143 302 AVERAGE																																																																		
Limit	Read	Ant	Cable	Preamp	Aux	APos	TPos	Remark																																																																			
Freq	Level	Line	Margin	Level	Factor	Loss	Factor	Factor																																																																			
MHz	dBuV/m	dBuV/m	dB	dBuV	dB/m	dB	dB	dB																																																																			
1 2402.00	92.46	54.00	38.46	83.36	31.80	7.13	35.83	6.00	143 302 AVERAGE																																																																		



Mode	4																																																																																
	Band Edge																																																																																
	2400-2483.5_Bluetooth-LE_GSKF_CH00_2402MHz																																																																																
ANT	-																																																																																
Pol.	Vertical	Fundamental																																																																															
Peak																																																																																	
	<table border="1"> <thead> <tr> <th>Limit</th> <th>Read</th> <th>Ant</th> <th>Cable</th> <th>Preamp</th> <th>Aux</th> <th>APos</th> <th>TPos</th> <th>Remark</th> </tr> <tr> <th>Freq</th> <th>Level</th> <th>Line</th> <th>Margin</th> <th>Level</th> <th>Factor</th> <th>Loss</th> <th>Factor</th> <th>Factor</th> </tr> <tr> <th>MHz</th> <th>dBuV/m</th> <th>dBuV/m</th> <th>dB</th> <th>dBuV</th> <th>dB/m</th> <th>dB</th> <th>dB</th> <th>dB</th> </tr> </thead> <tbody> <tr> <td>1</td> <td>2336.98</td> <td>50.67</td> <td>74.00</td> <td>-23.33</td> <td>41.93</td> <td>31.61</td> <td>7.04</td> <td>35.91</td> <td>6.00</td> <td>377</td> <td>253</td> <td>PEAK</td> </tr> </tbody> </table>	Limit	Read	Ant	Cable	Preamp	Aux	APos	TPos	Remark	Freq	Level	Line	Margin	Level	Factor	Loss	Factor	Factor	MHz	dBuV/m	dBuV/m	dB	dBuV	dB/m	dB	dB	dB	1	2336.98	50.67	74.00	-23.33	41.93	31.61	7.04	35.91	6.00	377	253	PEAK	<table border="1"> <thead> <tr> <th>Limit</th> <th>Read</th> <th>Ant</th> <th>Cable</th> <th>Preamp</th> <th>Aux</th> <th>APos</th> <th>TPos</th> <th>Remark</th> </tr> <tr> <th>Freq</th> <th>Level</th> <th>Line</th> <th>Margin</th> <th>Level</th> <th>Factor</th> <th>Loss</th> <th>Factor</th> <th>Factor</th> </tr> <tr> <th>MHz</th> <th>dBuV/m</th> <th>dBuV/m</th> <th>dB</th> <th>dBuV</th> <th>dB/m</th> <th>dB</th> <th>dB</th> <th>dB</th> </tr> </thead> <tbody> <tr> <td>1</td> <td>2402.00</td> <td>92.17</td> <td>74.00</td> <td>18.17</td> <td>83.07</td> <td>31.80</td> <td>7.13</td> <td>35.83</td> <td>6.00</td> <td>377</td> <td>253</td> <td>PEAK</td> </tr> </tbody> </table>	Limit	Read	Ant	Cable	Preamp	Aux	APos	TPos	Remark	Freq	Level	Line	Margin	Level	Factor	Loss	Factor	Factor	MHz	dBuV/m	dBuV/m	dB	dBuV	dB/m	dB	dB	dB	1	2402.00	92.17	74.00	18.17	83.07	31.80	7.13	35.83	6.00	377	253
Limit	Read	Ant	Cable	Preamp	Aux	APos	TPos	Remark																																																																									
Freq	Level	Line	Margin	Level	Factor	Loss	Factor	Factor																																																																									
MHz	dBuV/m	dBuV/m	dB	dBuV	dB/m	dB	dB	dB																																																																									
1	2336.98	50.67	74.00	-23.33	41.93	31.61	7.04	35.91	6.00	377	253	PEAK																																																																					
Limit	Read	Ant	Cable	Preamp	Aux	APos	TPos	Remark																																																																									
Freq	Level	Line	Margin	Level	Factor	Loss	Factor	Factor																																																																									
MHz	dBuV/m	dBuV/m	dB	dBuV	dB/m	dB	dB	dB																																																																									
1	2402.00	92.17	74.00	18.17	83.07	31.80	7.13	35.83	6.00	377	253	PEAK																																																																					
Avg																																																																																	
	<table border="1"> <thead> <tr> <th>Limit</th> <th>Read</th> <th>Ant</th> <th>Cable</th> <th>Preamp</th> <th>Aux</th> <th>APos</th> <th>TPos</th> <th>Remark</th> </tr> <tr> <th>Freq</th> <th>Level</th> <th>Line</th> <th>Margin</th> <th>Level</th> <th>Factor</th> <th>Loss</th> <th>Factor</th> <th>Factor</th> </tr> <tr> <th>MHz</th> <th>dBuV/m</th> <th>dBuV/m</th> <th>dB</th> <th>dBuV</th> <th>dB/m</th> <th>dB</th> <th>dB</th> <th>dB</th> </tr> </thead> <tbody> <tr> <td>1</td> <td>2338.92</td> <td>38.76</td> <td>54.00</td> <td>-15.24</td> <td>30.00</td> <td>31.62</td> <td>7.05</td> <td>35.91</td> <td>6.00</td> <td>377</td> <td>253</td> <td>AVERAGE</td> </tr> </tbody> </table>	Limit	Read	Ant	Cable	Preamp	Aux	APos	TPos	Remark	Freq	Level	Line	Margin	Level	Factor	Loss	Factor	Factor	MHz	dBuV/m	dBuV/m	dB	dBuV	dB/m	dB	dB	dB	1	2338.92	38.76	54.00	-15.24	30.00	31.62	7.05	35.91	6.00	377	253	AVERAGE	<table border="1"> <thead> <tr> <th>Limit</th> <th>Read</th> <th>Ant</th> <th>Cable</th> <th>Preamp</th> <th>Aux</th> <th>APos</th> <th>TPos</th> <th>Remark</th> </tr> <tr> <th>Freq</th> <th>Level</th> <th>Line</th> <th>Margin</th> <th>Level</th> <th>Factor</th> <th>Loss</th> <th>Factor</th> <th>Factor</th> </tr> <tr> <th>MHz</th> <th>dBuV/m</th> <th>dBuV/m</th> <th>dB</th> <th>dBuV</th> <th>dB/m</th> <th>dB</th> <th>dB</th> <th>dB</th> </tr> </thead> <tbody> <tr> <td>1</td> <td>2402.00</td> <td>89.69</td> <td>54.00</td> <td>35.69</td> <td>80.59</td> <td>31.80</td> <td>7.13</td> <td>35.83</td> <td>6.00</td> <td>377</td> <td>253</td> <td>AVERAGE</td> </tr> </tbody> </table>	Limit	Read	Ant	Cable	Preamp	Aux	APos	TPos	Remark	Freq	Level	Line	Margin	Level	Factor	Loss	Factor	Factor	MHz	dBuV/m	dBuV/m	dB	dBuV	dB/m	dB	dB	dB	1	2402.00	89.69	54.00	35.69	80.59	31.80	7.13	35.83	6.00	377	253
Limit	Read	Ant	Cable	Preamp	Aux	APos	TPos	Remark																																																																									
Freq	Level	Line	Margin	Level	Factor	Loss	Factor	Factor																																																																									
MHz	dBuV/m	dBuV/m	dB	dBuV	dB/m	dB	dB	dB																																																																									
1	2338.92	38.76	54.00	-15.24	30.00	31.62	7.05	35.91	6.00	377	253	AVERAGE																																																																					
Limit	Read	Ant	Cable	Preamp	Aux	APos	TPos	Remark																																																																									
Freq	Level	Line	Margin	Level	Factor	Loss	Factor	Factor																																																																									
MHz	dBuV/m	dBuV/m	dB	dBuV	dB/m	dB	dB	dB																																																																									
1	2402.00	89.69	54.00	35.69	80.59	31.80	7.13	35.83	6.00	377	253	AVERAGE																																																																					

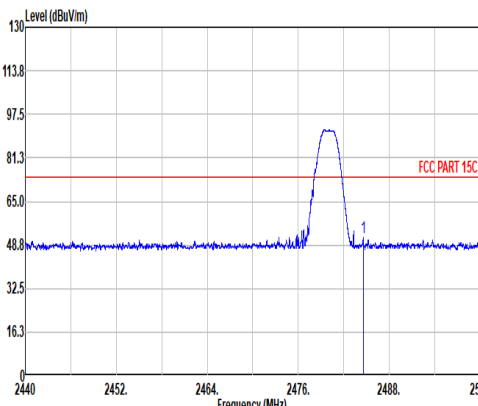
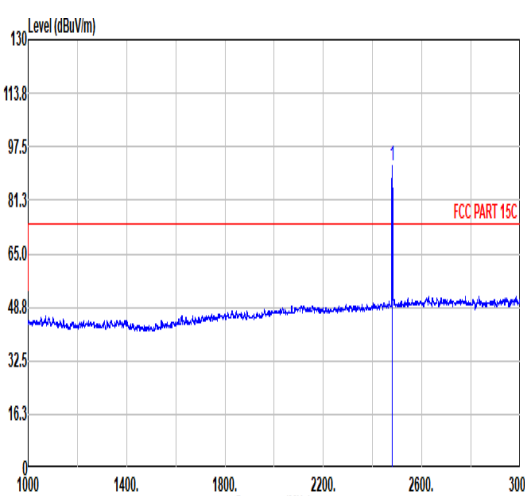
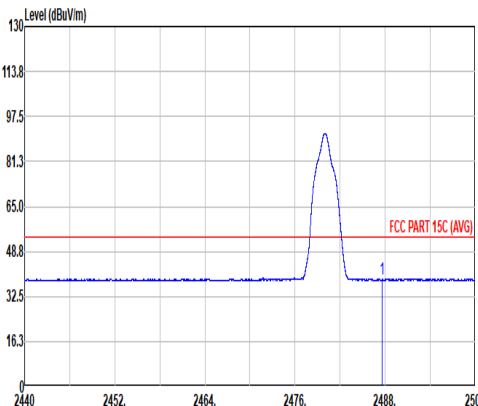
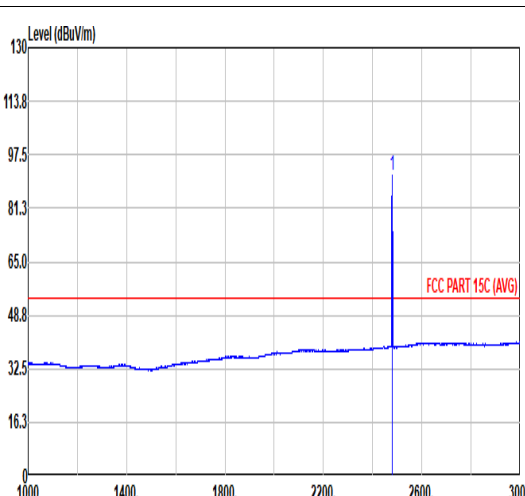


Mode	4																																																																																																																									
	Harmonic																																																																																																																									
	2400-2483.5_Bluetooth-LE_GSKF_CH00_2402MHz																																																																																																																									
ANT	-																																																																																																																									
Pol.	Horizontal	Vertical																																																																																																																								
Peak Avg	<table border="1"> <thead> <tr> <th>Limit</th> <th>Read</th> <th>Ant</th> <th>Cable</th> <th>Preamp</th> <th>Aux</th> <th>APos</th> <th>TPos</th> </tr> <tr> <th>Freq</th> <th>Level</th> <th>Line</th> <th>Margin</th> <th>Level</th> <th>Factor</th> <th>Loss</th> <th>Factor</th> <th>Factor</th> <th>Factor</th> <th>cm</th> <th>deg</th> <th>Remark</th> </tr> <tr> <th>MHz</th> <th>dBuV/m</th> <th>dBuV/m</th> <th>dB</th> <th>dBuV</th> <th>dB/m</th> <th>dB</th> <th>dB</th> <th>dB</th> <th>dB</th> <th>cm</th> <th>deg</th> <th>Remark</th> </tr> </thead> <tbody> <tr> <td>1</td> <td>4804.00</td> <td>41.53</td> <td>74.00</td> <td>-32.47</td> <td>60.41</td> <td>34.30</td> <td>10.30</td> <td>63.48</td> <td>0.00</td> <td>---</td> <td>---</td> <td>PEAK</td> </tr> <tr> <td>2</td> <td>7206.00</td> <td>43.72</td> <td>74.00</td> <td>-30.28</td> <td>58.83</td> <td>35.71</td> <td>12.79</td> <td>63.61</td> <td>0.00</td> <td>---</td> <td>---</td> <td>PEAK</td> </tr> </tbody> </table>	Limit	Read	Ant	Cable	Preamp	Aux	APos	TPos	Freq	Level	Line	Margin	Level	Factor	Loss	Factor	Factor	Factor	cm	deg	Remark	MHz	dBuV/m	dBuV/m	dB	dBuV	dB/m	dB	dB	dB	dB	cm	deg	Remark	1	4804.00	41.53	74.00	-32.47	60.41	34.30	10.30	63.48	0.00	---	---	PEAK	2	7206.00	43.72	74.00	-30.28	58.83	35.71	12.79	63.61	0.00	---	---	PEAK	<table border="1"> <thead> <tr> <th>Limit</th> <th>Read</th> <th>Ant</th> <th>Cable</th> <th>Preamp</th> <th>Aux</th> <th>APos</th> <th>TPos</th> </tr> <tr> <th>Freq</th> <th>Level</th> <th>Line</th> <th>Margin</th> <th>Level</th> <th>Factor</th> <th>Loss</th> <th>Factor</th> <th>Factor</th> <th>Factor</th> <th>cm</th> <th>deg</th> <th>Remark</th> </tr> <tr> <th>MHz</th> <th>dBuV/m</th> <th>dBuV/m</th> <th>dB</th> <th>dBuV</th> <th>dB/m</th> <th>dB</th> <th>dB</th> <th>dB</th> <th>dB</th> <th>cm</th> <th>deg</th> <th>Remark</th> </tr> </thead> <tbody> <tr> <td>1</td> <td>4804.00</td> <td>41.68</td> <td>74.00</td> <td>-32.32</td> <td>60.56</td> <td>34.30</td> <td>10.30</td> <td>63.48</td> <td>0.00</td> <td>---</td> <td>---</td> <td>PEAK</td> </tr> <tr> <td>2</td> <td>7206.00</td> <td>44.04</td> <td>74.00</td> <td>-29.96</td> <td>59.15</td> <td>35.71</td> <td>12.79</td> <td>63.61</td> <td>0.00</td> <td>---</td> <td>---</td> <td>PEAK</td> </tr> </tbody> </table>	Limit	Read	Ant	Cable	Preamp	Aux	APos	TPos	Freq	Level	Line	Margin	Level	Factor	Loss	Factor	Factor	Factor	cm	deg	Remark	MHz	dBuV/m	dBuV/m	dB	dBuV	dB/m	dB	dB	dB	dB	cm	deg	Remark	1	4804.00	41.68	74.00	-32.32	60.56	34.30	10.30	63.48	0.00	---	---	PEAK	2	7206.00	44.04	74.00	-29.96	59.15	35.71	12.79	63.61	0.00	---	---	PEAK
Limit	Read	Ant	Cable	Preamp	Aux	APos	TPos																																																																																																																			
Freq	Level	Line	Margin	Level	Factor	Loss	Factor	Factor	Factor	cm	deg	Remark																																																																																																														
MHz	dBuV/m	dBuV/m	dB	dBuV	dB/m	dB	dB	dB	dB	cm	deg	Remark																																																																																																														
1	4804.00	41.53	74.00	-32.47	60.41	34.30	10.30	63.48	0.00	---	---	PEAK																																																																																																														
2	7206.00	43.72	74.00	-30.28	58.83	35.71	12.79	63.61	0.00	---	---	PEAK																																																																																																														
Limit	Read	Ant	Cable	Preamp	Aux	APos	TPos																																																																																																																			
Freq	Level	Line	Margin	Level	Factor	Loss	Factor	Factor	Factor	cm	deg	Remark																																																																																																														
MHz	dBuV/m	dBuV/m	dB	dBuV	dB/m	dB	dB	dB	dB	cm	deg	Remark																																																																																																														
1	4804.00	41.68	74.00	-32.32	60.56	34.30	10.30	63.48	0.00	---	---	PEAK																																																																																																														
2	7206.00	44.04	74.00	-29.96	59.15	35.71	12.79	63.61	0.00	---	---	PEAK																																																																																																														

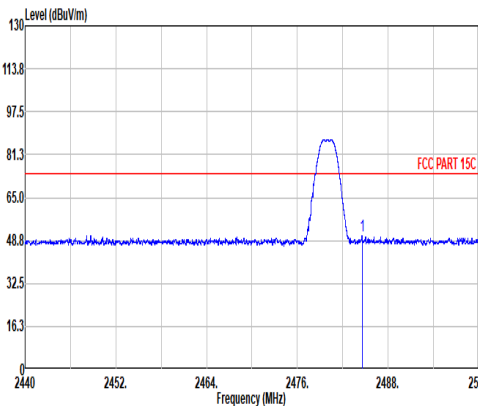
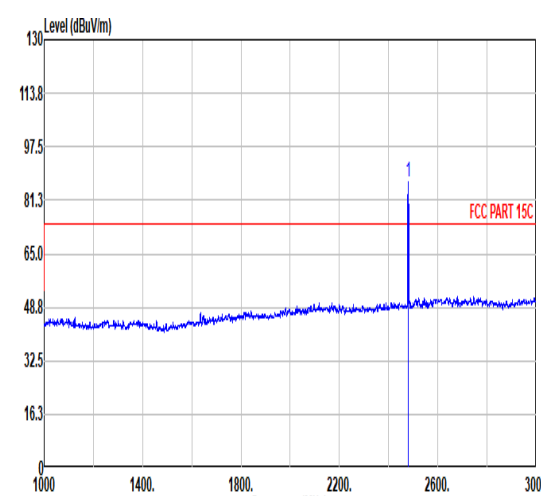
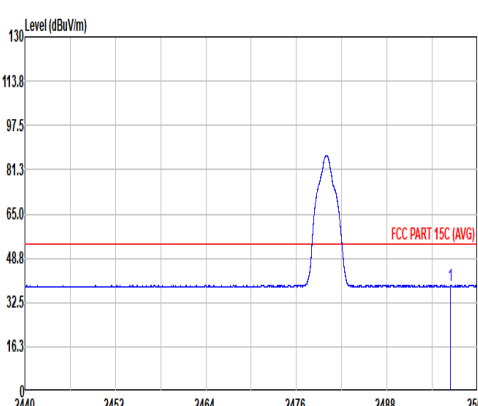
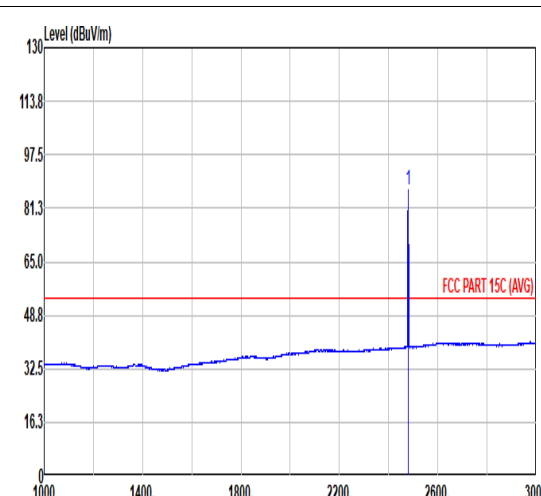


Mode	5																																																																																																																									
	Harmonic																																																																																																																									
	2400-2483.5_Bluetooth-LE_GSKF_CH19_2440MHZ																																																																																																																									
ANT	-																																																																																																																									
Pol.	Horizontal	Vertical																																																																																																																								
Peak Avg	<table border="1"> <thead> <tr> <th>Limit</th> <th>Read</th> <th>Ant</th> <th>Cable</th> <th>Preamp</th> <th>Aux</th> <th>APos</th> <th>TPos</th> </tr> <tr> <th>Freq</th> <th>Level</th> <th>Line</th> <th>Margin</th> <th>Level</th> <th>Factor</th> <th>Loss</th> <th>Factor</th> <th>Factor</th> <th>Factor</th> <th>cm</th> <th>deg</th> <th>Remark</th> </tr> <tr> <th>MHz</th> <th>dBuV/m</th> <th>dBuV/m</th> <th>dB</th> <th>dBuV</th> <th>dB/m</th> <th>dB</th> <th>dB</th> <th>dB</th> <th>dB</th> <th>cm</th> <th>deg</th> <th>Remark</th> </tr> </thead> <tbody> <tr> <td>1</td> <td>4880.00</td> <td>43.46</td> <td>74.00</td> <td>-30.54</td> <td>62.24</td> <td>34.30</td> <td>10.40</td> <td>63.48</td> <td>0.00</td> <td>---</td> <td>---</td> <td>PEAK</td> </tr> <tr> <td>2</td> <td>7320.00</td> <td>43.24</td> <td>74.00</td> <td>-30.76</td> <td>58.32</td> <td>35.78</td> <td>12.82</td> <td>63.68</td> <td>0.00</td> <td>---</td> <td>---</td> <td>PEAK</td> </tr> </tbody> </table>	Limit	Read	Ant	Cable	Preamp	Aux	APos	TPos	Freq	Level	Line	Margin	Level	Factor	Loss	Factor	Factor	Factor	cm	deg	Remark	MHz	dBuV/m	dBuV/m	dB	dBuV	dB/m	dB	dB	dB	dB	cm	deg	Remark	1	4880.00	43.46	74.00	-30.54	62.24	34.30	10.40	63.48	0.00	---	---	PEAK	2	7320.00	43.24	74.00	-30.76	58.32	35.78	12.82	63.68	0.00	---	---	PEAK	<table border="1"> <thead> <tr> <th>Limit</th> <th>Read</th> <th>Ant</th> <th>Cable</th> <th>Preamp</th> <th>Aux</th> <th>APos</th> <th>TPos</th> </tr> <tr> <th>Freq</th> <th>Level</th> <th>Line</th> <th>Margin</th> <th>Level</th> <th>Factor</th> <th>Loss</th> <th>Factor</th> <th>Factor</th> <th>Factor</th> <th>cm</th> <th>deg</th> <th>Remark</th> </tr> <tr> <th>MHz</th> <th>dBuV/m</th> <th>dBuV/m</th> <th>dB</th> <th>dBuV</th> <th>dB/m</th> <th>dB</th> <th>dB</th> <th>dB</th> <th>dB</th> <th>cm</th> <th>deg</th> <th>Remark</th> </tr> </thead> <tbody> <tr> <td>1</td> <td>4880.00</td> <td>43.77</td> <td>74.00</td> <td>-30.23</td> <td>62.55</td> <td>34.30</td> <td>10.40</td> <td>63.48</td> <td>0.00</td> <td>---</td> <td>---</td> <td>PEAK</td> </tr> <tr> <td>2</td> <td>7320.00</td> <td>43.12</td> <td>74.00</td> <td>-30.88</td> <td>58.20</td> <td>35.78</td> <td>12.82</td> <td>63.68</td> <td>0.00</td> <td>---</td> <td>---</td> <td>PEAK</td> </tr> </tbody> </table>	Limit	Read	Ant	Cable	Preamp	Aux	APos	TPos	Freq	Level	Line	Margin	Level	Factor	Loss	Factor	Factor	Factor	cm	deg	Remark	MHz	dBuV/m	dBuV/m	dB	dBuV	dB/m	dB	dB	dB	dB	cm	deg	Remark	1	4880.00	43.77	74.00	-30.23	62.55	34.30	10.40	63.48	0.00	---	---	PEAK	2	7320.00	43.12	74.00	-30.88	58.20	35.78	12.82	63.68	0.00	---	---	PEAK
Limit	Read	Ant	Cable	Preamp	Aux	APos	TPos																																																																																																																			
Freq	Level	Line	Margin	Level	Factor	Loss	Factor	Factor	Factor	cm	deg	Remark																																																																																																														
MHz	dBuV/m	dBuV/m	dB	dBuV	dB/m	dB	dB	dB	dB	cm	deg	Remark																																																																																																														
1	4880.00	43.46	74.00	-30.54	62.24	34.30	10.40	63.48	0.00	---	---	PEAK																																																																																																														
2	7320.00	43.24	74.00	-30.76	58.32	35.78	12.82	63.68	0.00	---	---	PEAK																																																																																																														
Limit	Read	Ant	Cable	Preamp	Aux	APos	TPos																																																																																																																			
Freq	Level	Line	Margin	Level	Factor	Loss	Factor	Factor	Factor	cm	deg	Remark																																																																																																														
MHz	dBuV/m	dBuV/m	dB	dBuV	dB/m	dB	dB	dB	dB	cm	deg	Remark																																																																																																														
1	4880.00	43.77	74.00	-30.23	62.55	34.30	10.40	63.48	0.00	---	---	PEAK																																																																																																														
2	7320.00	43.12	74.00	-30.88	58.20	35.78	12.82	63.68	0.00	---	---	PEAK																																																																																																														



		6																																																																																
Mode	Band Edge																																																																																	
	2400-2483.5_Bluetooth-LE_GSKF_CH39_2480MHz																																																																																	
ANT	-																																																																																	
Pol.	Horizontal	Fundamental																																																																																
Peak	 <table border="1"> <thead> <tr> <th>Limit</th> <th>Read</th> <th>Ant</th> <th>Cable</th> <th>Preamp</th> <th>Aux</th> <th>APos</th> <th>TPos</th> <th>Remark</th> </tr> <tr> <th>Freq</th> <th>Level</th> <th>Line</th> <th>Margin</th> <th>Level</th> <th>Factor</th> <th>Loss</th> <th>Factor</th> <th>Factor</th> </tr> <tr> <th>MHz</th> <th>dBuV/m</th> <th>dBuV/m</th> <th>dB</th> <th>dBuV</th> <th>dB/m</th> <th>dB</th> <th>dB</th> <th>dB</th> </tr> </thead> <tbody> <tr> <td>1</td> <td>2484.55</td> <td>51.34</td> <td>74.00</td> <td>-22.66</td> <td>41.81</td> <td>31.97</td> <td>7.29</td> <td>35.73</td> <td>6.00</td> <td>100</td> <td>47</td> <td>PEAK</td> </tr> </tbody> </table>	Limit	Read	Ant	Cable	Preamp	Aux	APos	TPos	Remark	Freq	Level	Line	Margin	Level	Factor	Loss	Factor	Factor	MHz	dBuV/m	dBuV/m	dB	dBuV	dB/m	dB	dB	dB	1	2484.55	51.34	74.00	-22.66	41.81	31.97	7.29	35.73	6.00	100	47	PEAK	 <table border="1"> <thead> <tr> <th>Limit</th> <th>Read</th> <th>Ant</th> <th>Cable</th> <th>Preamp</th> <th>Aux</th> <th>APos</th> <th>TPos</th> <th>Remark</th> </tr> <tr> <th>Freq</th> <th>Level</th> <th>Line</th> <th>Margin</th> <th>Level</th> <th>Factor</th> <th>Loss</th> <th>Factor</th> <th>Factor</th> </tr> <tr> <th>MHz</th> <th>dBuV/m</th> <th>dBuV/m</th> <th>dB</th> <th>dBuV</th> <th>dB/m</th> <th>dB</th> <th>dB</th> <th>dB</th> </tr> </thead> <tbody> <tr> <td>1</td> <td>2480.00</td> <td>91.74</td> <td>74.00</td> <td>17.74</td> <td>82.24</td> <td>31.96</td> <td>7.28</td> <td>35.74</td> <td>6.00</td> <td>100</td> <td>47</td> <td>PEAK</td> </tr> </tbody> </table>	Limit	Read	Ant	Cable	Preamp	Aux	APos	TPos	Remark	Freq	Level	Line	Margin	Level	Factor	Loss	Factor	Factor	MHz	dBuV/m	dBuV/m	dB	dBuV	dB/m	dB	dB	dB	1	2480.00	91.74	74.00	17.74	82.24	31.96	7.28	35.74	6.00	100	47	PEAK
	Limit	Read	Ant	Cable	Preamp	Aux	APos	TPos	Remark																																																																									
Freq	Level	Line	Margin	Level	Factor	Loss	Factor	Factor																																																																										
MHz	dBuV/m	dBuV/m	dB	dBuV	dB/m	dB	dB	dB																																																																										
1	2484.55	51.34	74.00	-22.66	41.81	31.97	7.29	35.73	6.00	100	47	PEAK																																																																						
Limit	Read	Ant	Cable	Preamp	Aux	APos	TPos	Remark																																																																										
Freq	Level	Line	Margin	Level	Factor	Loss	Factor	Factor																																																																										
MHz	dBuV/m	dBuV/m	dB	dBuV	dB/m	dB	dB	dB																																																																										
1	2480.00	91.74	74.00	17.74	82.24	31.96	7.28	35.74	6.00	100	47	PEAK																																																																						
Avg	 <table border="1"> <thead> <tr> <th>Limit</th> <th>Read</th> <th>Ant</th> <th>Cable</th> <th>Preamp</th> <th>Aux</th> <th>APos</th> <th>TPos</th> <th>Remark</th> </tr> <tr> <th>Freq</th> <th>Level</th> <th>Line</th> <th>Margin</th> <th>Level</th> <th>Factor</th> <th>Loss</th> <th>Factor</th> <th>Factor</th> </tr> <tr> <th>MHz</th> <th>dBuV/m</th> <th>dBuV/m</th> <th>dB</th> <th>dBuV</th> <th>dB/m</th> <th>dB</th> <th>dB</th> <th>dB</th> </tr> </thead> <tbody> <tr> <td>1</td> <td>2487.61</td> <td>38.81</td> <td>54.00</td> <td>-15.19</td> <td>29.27</td> <td>31.98</td> <td>7.29</td> <td>35.73</td> <td>6.00</td> <td>100</td> <td>47</td> <td>AVERAGE</td> </tr> </tbody> </table>	Limit	Read	Ant	Cable	Preamp	Aux	APos	TPos	Remark	Freq	Level	Line	Margin	Level	Factor	Loss	Factor	Factor	MHz	dBuV/m	dBuV/m	dB	dBuV	dB/m	dB	dB	dB	1	2487.61	38.81	54.00	-15.19	29.27	31.98	7.29	35.73	6.00	100	47	AVERAGE	 <table border="1"> <thead> <tr> <th>Limit</th> <th>Read</th> <th>Ant</th> <th>Cable</th> <th>Preamp</th> <th>Aux</th> <th>APos</th> <th>TPos</th> <th>Remark</th> </tr> <tr> <th>Freq</th> <th>Level</th> <th>Line</th> <th>Margin</th> <th>Level</th> <th>Factor</th> <th>Loss</th> <th>Factor</th> <th>Factor</th> </tr> <tr> <th>MHz</th> <th>dBuV/m</th> <th>dBuV/m</th> <th>dB</th> <th>dBuV</th> <th>dB/m</th> <th>dB</th> <th>dB</th> <th>dB</th> </tr> </thead> <tbody> <tr> <td>1</td> <td>2480.00</td> <td>91.24</td> <td>54.00</td> <td>37.24</td> <td>81.74</td> <td>31.96</td> <td>7.28</td> <td>35.74</td> <td>6.00</td> <td>100</td> <td>47</td> <td>AVERAGE</td> </tr> </tbody> </table>	Limit	Read	Ant	Cable	Preamp	Aux	APos	TPos	Remark	Freq	Level	Line	Margin	Level	Factor	Loss	Factor	Factor	MHz	dBuV/m	dBuV/m	dB	dBuV	dB/m	dB	dB	dB	1	2480.00	91.24	54.00	37.24	81.74	31.96	7.28	35.74	6.00	100	47	AVERAGE
	Limit	Read	Ant	Cable	Preamp	Aux	APos	TPos	Remark																																																																									
Freq	Level	Line	Margin	Level	Factor	Loss	Factor	Factor																																																																										
MHz	dBuV/m	dBuV/m	dB	dBuV	dB/m	dB	dB	dB																																																																										
1	2487.61	38.81	54.00	-15.19	29.27	31.98	7.29	35.73	6.00	100	47	AVERAGE																																																																						
Limit	Read	Ant	Cable	Preamp	Aux	APos	TPos	Remark																																																																										
Freq	Level	Line	Margin	Level	Factor	Loss	Factor	Factor																																																																										
MHz	dBuV/m	dBuV/m	dB	dBuV	dB/m	dB	dB	dB																																																																										
1	2480.00	91.24	54.00	37.24	81.74	31.96	7.28	35.74	6.00	100	47	AVERAGE																																																																						



Mode	6																																																																			
	Band Edge																																																																			
	2400-2483.5_Bluetooth-LE_GSKF_CH39_2480MHz																																																																			
ANT	-																																																																			
Pol.	Vertical	Fundamental																																																																		
Peak	 <table border="1" data-bbox="303 1097 782 1209"> <thead> <tr> <th>Limit Freq</th> <th>Level</th> <th>Line Margin</th> <th>Read Level</th> <th>Ant Factor</th> <th>Cable Loss</th> <th>Preamp Loss</th> <th>Aux Factor</th> <th>APos</th> <th>TPos</th> <th>Remark</th> </tr> <tr> <th>MHz</th> <th>dBuV/m</th> <th>dB</th> <th>dBuV</th> <th>dB/m</th> <th>dB</th> <th>dB</th> <th>dB</th> <th>cm</th> <th>deg</th> <th></th> </tr> </thead> <tbody> <tr> <td>1 2484.55</td> <td>50.73</td> <td>74.00</td> <td>-23.27</td> <td>41.20</td> <td>31.97</td> <td>7.29</td> <td>35.73</td> <td>6.00</td> <td>100</td> <td>47 PEAK</td> </tr> </tbody> </table>	Limit Freq	Level	Line Margin	Read Level	Ant Factor	Cable Loss	Preamp Loss	Aux Factor	APos	TPos	Remark	MHz	dBuV/m	dB	dBuV	dB/m	dB	dB	dB	cm	deg		1 2484.55	50.73	74.00	-23.27	41.20	31.97	7.29	35.73	6.00	100	47 PEAK	 <table border="1" data-bbox="893 1097 1436 1209"> <thead> <tr> <th>Limit Freq</th> <th>Level</th> <th>Line Margin</th> <th>Read Level</th> <th>Ant Factor</th> <th>Cable Loss</th> <th>Preamp Loss</th> <th>Aux Factor</th> <th>APos</th> <th>TPos</th> <th>Remark</th> </tr> <tr> <th>MHz</th> <th>dBuV/m</th> <th>dB</th> <th>dBuV</th> <th>dB/m</th> <th>dB</th> <th>dB</th> <th>dB</th> <th>cm</th> <th>deg</th> <th></th> </tr> </thead> <tbody> <tr> <td>1 2480.00</td> <td>86.97</td> <td>74.00</td> <td>12.97</td> <td>77.47</td> <td>31.96</td> <td>7.28</td> <td>35.74</td> <td>6.00</td> <td>100</td> <td>47 PEAK</td> </tr> </tbody> </table>	Limit Freq	Level	Line Margin	Read Level	Ant Factor	Cable Loss	Preamp Loss	Aux Factor	APos	TPos	Remark	MHz	dBuV/m	dB	dBuV	dB/m	dB	dB	dB	cm	deg		1 2480.00	86.97	74.00	12.97	77.47	31.96	7.28	35.74	6.00	100	47 PEAK
	Limit Freq	Level	Line Margin	Read Level	Ant Factor	Cable Loss	Preamp Loss	Aux Factor	APos	TPos	Remark																																																									
MHz	dBuV/m	dB	dBuV	dB/m	dB	dB	dB	cm	deg																																																											
1 2484.55	50.73	74.00	-23.27	41.20	31.97	7.29	35.73	6.00	100	47 PEAK																																																										
Limit Freq	Level	Line Margin	Read Level	Ant Factor	Cable Loss	Preamp Loss	Aux Factor	APos	TPos	Remark																																																										
MHz	dBuV/m	dB	dBuV	dB/m	dB	dB	dB	cm	deg																																																											
1 2480.00	86.97	74.00	12.97	77.47	31.96	7.28	35.74	6.00	100	47 PEAK																																																										
Avg	 <table border="1" data-bbox="303 1769 782 1881"> <thead> <tr> <th>Limit Freq</th> <th>Level</th> <th>Line Margin</th> <th>Read Level</th> <th>Ant Factor</th> <th>Cable Loss</th> <th>Preamp Loss</th> <th>Aux Factor</th> <th>APos</th> <th>TPos</th> <th>Remark</th> </tr> <tr> <th>MHz</th> <th>dBuV/m</th> <th>dB</th> <th>dBuV</th> <th>dB/m</th> <th>dB</th> <th>dB</th> <th>dB</th> <th>cm</th> <th>deg</th> <th></th> </tr> </thead> <tbody> <tr> <td>1 2496.43</td> <td>38.92</td> <td>54.00</td> <td>-15.08</td> <td>29.34</td> <td>31.99</td> <td>7.31</td> <td>35.72</td> <td>6.00</td> <td>100</td> <td>47 AVERAGE</td> </tr> </tbody> </table>	Limit Freq	Level	Line Margin	Read Level	Ant Factor	Cable Loss	Preamp Loss	Aux Factor	APos	TPos	Remark	MHz	dBuV/m	dB	dBuV	dB/m	dB	dB	dB	cm	deg		1 2496.43	38.92	54.00	-15.08	29.34	31.99	7.31	35.72	6.00	100	47 AVERAGE	 <table border="1" data-bbox="893 1769 1436 1881"> <thead> <tr> <th>Limit Freq</th> <th>Level</th> <th>Line Margin</th> <th>Read Level</th> <th>Ant Factor</th> <th>Cable Loss</th> <th>Preamp Loss</th> <th>Aux Factor</th> <th>APos</th> <th>TPos</th> <th>Remark</th> </tr> <tr> <th>MHz</th> <th>dBuV/m</th> <th>dB</th> <th>dBuV</th> <th>dB/m</th> <th>dB</th> <th>dB</th> <th>dB</th> <th>cm</th> <th>deg</th> <th></th> </tr> </thead> <tbody> <tr> <td>1 2480.00</td> <td>86.63</td> <td>54.00</td> <td>32.63</td> <td>77.13</td> <td>31.96</td> <td>7.28</td> <td>35.74</td> <td>6.00</td> <td>100</td> <td>47 AVERAGE</td> </tr> </tbody> </table>	Limit Freq	Level	Line Margin	Read Level	Ant Factor	Cable Loss	Preamp Loss	Aux Factor	APos	TPos	Remark	MHz	dBuV/m	dB	dBuV	dB/m	dB	dB	dB	cm	deg		1 2480.00	86.63	54.00	32.63	77.13	31.96	7.28	35.74	6.00	100	47 AVERAGE
Limit Freq	Level	Line Margin	Read Level	Ant Factor	Cable Loss	Preamp Loss	Aux Factor	APos	TPos	Remark																																																										
MHz	dBuV/m	dB	dBuV	dB/m	dB	dB	dB	cm	deg																																																											
1 2496.43	38.92	54.00	-15.08	29.34	31.99	7.31	35.72	6.00	100	47 AVERAGE																																																										
Limit Freq	Level	Line Margin	Read Level	Ant Factor	Cable Loss	Preamp Loss	Aux Factor	APos	TPos	Remark																																																										
MHz	dBuV/m	dB	dBuV	dB/m	dB	dB	dB	cm	deg																																																											
1 2480.00	86.63	54.00	32.63	77.13	31.96	7.28	35.74	6.00	100	47 AVERAGE																																																										



Mode	6																																																																																																									
	Harmonic																																																																																																									
	2400-2483.5_Bluetooth-LE_GSKF_CH39_2480MHz																																																																																																									
ANT	-																																																																																																									
Pol.	Horizontal	Vertical																																																																																																								
Peak Avg	<table border="1"> <thead> <tr> <th>Limit</th> <th>Read</th> <th>Ant</th> <th>Cable</th> <th>Preamp</th> <th>Aux</th> <th>Apos</th> <th>TPos</th> <th colspan="2">Remark</th> </tr> <tr> <th>Freq</th> <th>Level</th> <th>Line</th> <th>Margin</th> <th>Level</th> <th>Factor</th> <th>Loss</th> <th>Factor</th> <th>Factor</th> <th>Factor</th> </tr> <tr> <th>MHz</th> <th>dBuV/m</th> <th>dBuV/m</th> <th>dB</th> <th>dBuV</th> <th>dB/m</th> <th>dB</th> <th>dB</th> <th>cm</th> <th>deg</th> </tr> </thead> <tbody> <tr> <td>1</td> <td>4968.00</td> <td>42.65</td> <td>74.00</td> <td>-31.35</td> <td>61.20</td> <td>34.42</td> <td>10.51</td> <td>63.48</td> <td>0.00</td> <td>--- PEAK</td> </tr> <tr> <td>2</td> <td>7440.00</td> <td>43.55</td> <td>74.00</td> <td>-30.45</td> <td>58.69</td> <td>35.74</td> <td>12.87</td> <td>63.75</td> <td>0.00</td> <td>--- PEAK</td> </tr> </tbody> </table>	Limit	Read	Ant	Cable	Preamp	Aux	Apos	TPos	Remark		Freq	Level	Line	Margin	Level	Factor	Loss	Factor	Factor	Factor	MHz	dBuV/m	dBuV/m	dB	dBuV	dB/m	dB	dB	cm	deg	1	4968.00	42.65	74.00	-31.35	61.20	34.42	10.51	63.48	0.00	--- PEAK	2	7440.00	43.55	74.00	-30.45	58.69	35.74	12.87	63.75	0.00	--- PEAK	<table border="1"> <thead> <tr> <th>Limit</th> <th>Read</th> <th>Ant</th> <th>Cable</th> <th>Preamp</th> <th>Aux</th> <th>Apos</th> <th>TPos</th> <th colspan="2">Remark</th> </tr> <tr> <th>Freq</th> <th>Level</th> <th>Line</th> <th>Margin</th> <th>Level</th> <th>Factor</th> <th>Loss</th> <th>Factor</th> <th>Factor</th> <th>Factor</th> </tr> <tr> <th>MHz</th> <th>dBuV/m</th> <th>dBuV/m</th> <th>dB</th> <th>dBuV</th> <th>dB/m</th> <th>dB</th> <th>dB</th> <th>cm</th> <th>deg</th> </tr> </thead> <tbody> <tr> <td>1</td> <td>4968.00</td> <td>42.52</td> <td>74.00</td> <td>-31.48</td> <td>61.07</td> <td>34.42</td> <td>10.51</td> <td>63.48</td> <td>0.00</td> <td>--- PEAK</td> </tr> <tr> <td>2</td> <td>7440.00</td> <td>43.12</td> <td>74.00</td> <td>-30.88</td> <td>58.26</td> <td>35.74</td> <td>12.87</td> <td>63.75</td> <td>0.00</td> <td>--- PEAK</td> </tr> </tbody> </table>	Limit	Read	Ant	Cable	Preamp	Aux	Apos	TPos	Remark		Freq	Level	Line	Margin	Level	Factor	Loss	Factor	Factor	Factor	MHz	dBuV/m	dBuV/m	dB	dBuV	dB/m	dB	dB	cm	deg	1	4968.00	42.52	74.00	-31.48	61.07	34.42	10.51	63.48	0.00	--- PEAK	2	7440.00	43.12	74.00	-30.88	58.26	35.74	12.87	63.75	0.00	--- PEAK
	Limit	Read	Ant	Cable	Preamp	Aux	Apos	TPos	Remark																																																																																																	
Freq	Level	Line	Margin	Level	Factor	Loss	Factor	Factor	Factor																																																																																																	
MHz	dBuV/m	dBuV/m	dB	dBuV	dB/m	dB	dB	cm	deg																																																																																																	
1	4968.00	42.65	74.00	-31.35	61.20	34.42	10.51	63.48	0.00	--- PEAK																																																																																																
2	7440.00	43.55	74.00	-30.45	58.69	35.74	12.87	63.75	0.00	--- PEAK																																																																																																
Limit	Read	Ant	Cable	Preamp	Aux	Apos	TPos	Remark																																																																																																		
Freq	Level	Line	Margin	Level	Factor	Loss	Factor	Factor	Factor																																																																																																	
MHz	dBuV/m	dBuV/m	dB	dBuV	dB/m	dB	dB	cm	deg																																																																																																	
1	4968.00	42.52	74.00	-31.48	61.07	34.42	10.51	63.48	0.00	--- PEAK																																																																																																
2	7440.00	43.12	74.00	-30.88	58.26	35.74	12.87	63.75	0.00	--- PEAK																																																																																																
Peak Avg																																																																																																										



Mode	6																																																																																																																																																																																
	LF																																																																																																																																																																																
	2400-2483.5_Bluetooth-LE_GSKF_CH39_2480MHz																																																																																																																																																																																
ANT	-																																																																																																																																																																																
Pol.	Horizontal	Vertical																																																																																																																																																																															
Peak Avg																																																																																																																																																																																	
	<table border="1"> <thead> <tr> <th>Peak</th> <th>Freq</th> <th>Level</th> <th>Over Limit</th> <th>Limit</th> <th>ReadAntenna</th> <th>Cable</th> <th>Preamp</th> <th>A/Pos</th> <th>T/Pos</th> <th>Remark</th> </tr> <tr> <th></th> <th>MHz</th> <th>dBuV/m</th> <th>dB</th> <th>dBuV/m</th> <th>dBuV</th> <th>dB/m</th> <th>dB</th> <th>dB</th> <th>cm</th> <th>deg</th> </tr> </thead> <tbody> <tr><td>1</td><td>108.57</td><td>24.52</td><td>-18.98</td><td>43.50</td><td>38.38</td><td>16.91</td><td>1.40</td><td>32.17</td><td>---</td><td>Peak</td></tr> <tr><td>2</td><td>224.00</td><td>24.63</td><td>-21.37</td><td>46.00</td><td>39.04</td><td>15.74</td><td>2.02</td><td>32.17</td><td>---</td><td>Peak</td></tr> <tr><td>3</td><td>450.01</td><td>21.37</td><td>-24.63</td><td>46.00</td><td>27.91</td><td>23.10</td><td>2.86</td><td>32.50</td><td>---</td><td>Peak</td></tr> <tr><td>4</td><td>670.20</td><td>26.52</td><td>-19.48</td><td>46.00</td><td>28.74</td><td>26.58</td><td>3.50</td><td>32.30</td><td>---</td><td>Peak</td></tr> <tr><td>5</td><td>739.07</td><td>28.47</td><td>-17.53</td><td>46.00</td><td>29.11</td><td>27.88</td><td>3.67</td><td>32.19</td><td>---</td><td>Peak</td></tr> <tr><td>6</td><td>955.38</td><td>30.94</td><td>-15.06</td><td>46.00</td><td>26.76</td><td>30.95</td><td>4.16</td><td>30.93</td><td>---</td><td>Peak</td></tr> </tbody> </table>	Peak	Freq	Level	Over Limit	Limit	ReadAntenna	Cable	Preamp	A/Pos	T/Pos	Remark		MHz	dBuV/m	dB	dBuV/m	dBuV	dB/m	dB	dB	cm	deg	1	108.57	24.52	-18.98	43.50	38.38	16.91	1.40	32.17	---	Peak	2	224.00	24.63	-21.37	46.00	39.04	15.74	2.02	32.17	---	Peak	3	450.01	21.37	-24.63	46.00	27.91	23.10	2.86	32.50	---	Peak	4	670.20	26.52	-19.48	46.00	28.74	26.58	3.50	32.30	---	Peak	5	739.07	28.47	-17.53	46.00	29.11	27.88	3.67	32.19	---	Peak	6	955.38	30.94	-15.06	46.00	26.76	30.95	4.16	30.93	---	Peak	<table border="1"> <thead> <tr> <th>Peak</th> <th>Freq</th> <th>Level</th> <th>Over Limit</th> <th>Limit</th> <th>ReadAntenna</th> <th>Cable</th> <th>Preamp</th> <th>A/Pos</th> <th>T/Pos</th> <th>Remark</th> </tr> <tr> <th></th> <th>MHz</th> <th>dBuV/m</th> <th>dB</th> <th>dBuV/m</th> <th>dBuV</th> <th>dB/m</th> <th>dB</th> <th>dB</th> <th>cm</th> <th>deg</th> </tr> </thead> <tbody> <tr><td>1</td><td>53.28</td><td>29.68</td><td>-10.32</td><td>40.00</td><td>47.79</td><td>13.65</td><td>0.76</td><td>32.52</td><td>---</td><td>Peak</td></tr> <tr><td>2</td><td>104.69</td><td>29.97</td><td>-13.53</td><td>43.50</td><td>44.21</td><td>16.55</td><td>1.38</td><td>32.17</td><td>---</td><td>Peak</td></tr> <tr><td>3</td><td>219.15</td><td>22.02</td><td>-23.98</td><td>46.00</td><td>36.90</td><td>15.29</td><td>2.00</td><td>32.17</td><td>---</td><td>Peak</td></tr> <tr><td>4</td><td>592.60</td><td>27.00</td><td>-19.00</td><td>46.00</td><td>30.37</td><td>25.74</td><td>3.29</td><td>32.40</td><td>---</td><td>Peak</td></tr> <tr><td>5</td><td>855.47</td><td>29.06</td><td>-16.94</td><td>46.00</td><td>27.60</td><td>29.28</td><td>3.94</td><td>31.76</td><td>---</td><td>Peak</td></tr> <tr><td>6</td><td>952.47</td><td>30.93</td><td>-15.07</td><td>46.00</td><td>26.75</td><td>30.98</td><td>4.16</td><td>30.96</td><td>---</td><td>Peak</td></tr> </tbody> </table>	Peak	Freq	Level	Over Limit	Limit	ReadAntenna	Cable	Preamp	A/Pos	T/Pos	Remark		MHz	dBuV/m	dB	dBuV/m	dBuV	dB/m	dB	dB	cm	deg	1	53.28	29.68	-10.32	40.00	47.79	13.65	0.76	32.52	---	Peak	2	104.69	29.97	-13.53	43.50	44.21	16.55	1.38	32.17	---	Peak	3	219.15	22.02	-23.98	46.00	36.90	15.29	2.00	32.17	---	Peak	4	592.60	27.00	-19.00	46.00	30.37	25.74	3.29	32.40	---	Peak	5	855.47	29.06	-16.94	46.00	27.60	29.28	3.94	31.76	---	Peak	6	952.47	30.93	-15.07	46.00	26.75	30.98	4.16	30.96	---
Peak	Freq	Level	Over Limit	Limit	ReadAntenna	Cable	Preamp	A/Pos	T/Pos	Remark																																																																																																																																																																							
	MHz	dBuV/m	dB	dBuV/m	dBuV	dB/m	dB	dB	cm	deg																																																																																																																																																																							
1	108.57	24.52	-18.98	43.50	38.38	16.91	1.40	32.17	---	Peak																																																																																																																																																																							
2	224.00	24.63	-21.37	46.00	39.04	15.74	2.02	32.17	---	Peak																																																																																																																																																																							
3	450.01	21.37	-24.63	46.00	27.91	23.10	2.86	32.50	---	Peak																																																																																																																																																																							
4	670.20	26.52	-19.48	46.00	28.74	26.58	3.50	32.30	---	Peak																																																																																																																																																																							
5	739.07	28.47	-17.53	46.00	29.11	27.88	3.67	32.19	---	Peak																																																																																																																																																																							
6	955.38	30.94	-15.06	46.00	26.76	30.95	4.16	30.93	---	Peak																																																																																																																																																																							
Peak	Freq	Level	Over Limit	Limit	ReadAntenna	Cable	Preamp	A/Pos	T/Pos	Remark																																																																																																																																																																							
	MHz	dBuV/m	dB	dBuV/m	dBuV	dB/m	dB	dB	cm	deg																																																																																																																																																																							
1	53.28	29.68	-10.32	40.00	47.79	13.65	0.76	32.52	---	Peak																																																																																																																																																																							
2	104.69	29.97	-13.53	43.50	44.21	16.55	1.38	32.17	---	Peak																																																																																																																																																																							
3	219.15	22.02	-23.98	46.00	36.90	15.29	2.00	32.17	---	Peak																																																																																																																																																																							
4	592.60	27.00	-19.00	46.00	30.37	25.74	3.29	32.40	---	Peak																																																																																																																																																																							
5	855.47	29.06	-16.94	46.00	27.60	29.28	3.94	31.76	---	Peak																																																																																																																																																																							
6	952.47	30.93	-15.07	46.00	26.75	30.98	4.16	30.96	---	Peak																																																																																																																																																																							



<Co-location>

Mode	6																																																															
	Band Edge																																																															
	2400-2483.5_Bluetooth-LE_CH39_2480MHz																																																															
Pol.	Horizontal	Fundamental																																																														
Peak	<table border="1"> <thead> <tr> <th>Limit</th> <th>Read</th> <th>Ant</th> <th>Cable</th> <th>Preamp</th> <th>Aux</th> <th>APos</th> <th>TPos</th> <th>Remark</th> </tr> <tr> <th>Freq</th> <th>Level</th> <th>Line Margin</th> <th>Level Factor</th> <th>Loss Factor</th> <th>Factor</th> <th>Factor</th> <th>cm</th> <th>deg</th> </tr> </thead> <tbody> <tr> <td>1</td> <td>2489.14</td> <td>49.32</td> <td>74.00</td> <td>-24.68</td> <td>40.48</td> <td>32.55</td> <td>7.27</td> <td>36.98</td> <td>6.00</td> <td>146</td> <td>65</td> <td>PEAK</td> </tr> </tbody> </table>	Limit	Read	Ant	Cable	Preamp	Aux	APos	TPos	Remark	Freq	Level	Line Margin	Level Factor	Loss Factor	Factor	Factor	cm	deg	1	2489.14	49.32	74.00	-24.68	40.48	32.55	7.27	36.98	6.00	146	65	PEAK	<table border="1"> <thead> <tr> <th>Limit</th> <th>Read</th> <th>Ant</th> <th>Cable</th> <th>Preamp</th> <th>Aux</th> <th>APos</th> <th>TPos</th> <th>Remark</th> </tr> <tr> <th>Freq</th> <th>Level</th> <th>Line Margin</th> <th>Level Factor</th> <th>Loss Factor</th> <th>Factor</th> <th>Factor</th> <th>cm</th> <th>deg</th> </tr> </thead> <tbody> <tr> <td>1</td> <td>2480.00</td> <td>92.79</td> <td>-----</td> <td>-----</td> <td>84.01</td> <td>32.50</td> <td>7.25</td> <td>36.97</td> <td>6.00</td> <td>146</td> <td>65</td> <td>PEAK</td> </tr> </tbody> </table>	Limit	Read	Ant	Cable	Preamp	Aux	APos	TPos	Remark	Freq	Level	Line Margin	Level Factor	Loss Factor	Factor	Factor	cm	deg	1	2480.00	92.79	-----	-----	84.01	32.50	7.25	36.97	6.00	146	65	PEAK
Limit	Read	Ant	Cable	Preamp	Aux	APos	TPos	Remark																																																								
Freq	Level	Line Margin	Level Factor	Loss Factor	Factor	Factor	cm	deg																																																								
1	2489.14	49.32	74.00	-24.68	40.48	32.55	7.27	36.98	6.00	146	65	PEAK																																																				
Limit	Read	Ant	Cable	Preamp	Aux	APos	TPos	Remark																																																								
Freq	Level	Line Margin	Level Factor	Loss Factor	Factor	Factor	cm	deg																																																								
1	2480.00	92.79	-----	-----	84.01	32.50	7.25	36.97	6.00	146	65	PEAK																																																				
Avg	<table border="1"> <thead> <tr> <th>Limit</th> <th>Read</th> <th>Ant</th> <th>Cable</th> <th>Preamp</th> <th>Aux</th> <th>APos</th> <th>TPos</th> <th>Remark</th> </tr> <tr> <th>Freq</th> <th>Level</th> <th>Line Margin</th> <th>Level Factor</th> <th>Loss Factor</th> <th>Factor</th> <th>Factor</th> <th>cm</th> <th>deg</th> </tr> </thead> <tbody> <tr> <td>1</td> <td>2500.00</td> <td>38.90</td> <td>54.00</td> <td>-15.10</td> <td>30.01</td> <td>32.60</td> <td>7.28</td> <td>36.99</td> <td>6.00</td> <td>146</td> <td>65</td> <td>AVERAGE</td> </tr> </tbody> </table>	Limit	Read	Ant	Cable	Preamp	Aux	APos	TPos	Remark	Freq	Level	Line Margin	Level Factor	Loss Factor	Factor	Factor	cm	deg	1	2500.00	38.90	54.00	-15.10	30.01	32.60	7.28	36.99	6.00	146	65	AVERAGE	<table border="1"> <thead> <tr> <th>Limit</th> <th>Read</th> <th>Ant</th> <th>Cable</th> <th>Preamp</th> <th>Aux</th> <th>APos</th> <th>TPos</th> <th>Remark</th> </tr> <tr> <th>Freq</th> <th>Level</th> <th>Line Margin</th> <th>Level Factor</th> <th>Loss Factor</th> <th>Factor</th> <th>Factor</th> <th>cm</th> <th>deg</th> </tr> </thead> <tbody> <tr> <td>1</td> <td>2480.00</td> <td>92.32</td> <td>-----</td> <td>-----</td> <td>83.54</td> <td>32.50</td> <td>7.25</td> <td>36.97</td> <td>6.00</td> <td>146</td> <td>65</td> <td>AVERAGE</td> </tr> </tbody> </table>	Limit	Read	Ant	Cable	Preamp	Aux	APos	TPos	Remark	Freq	Level	Line Margin	Level Factor	Loss Factor	Factor	Factor	cm	deg	1	2480.00	92.32	-----	-----	83.54	32.50	7.25	36.97	6.00	146	65	AVERAGE
Limit	Read	Ant	Cable	Preamp	Aux	APos	TPos	Remark																																																								
Freq	Level	Line Margin	Level Factor	Loss Factor	Factor	Factor	cm	deg																																																								
1	2500.00	38.90	54.00	-15.10	30.01	32.60	7.28	36.99	6.00	146	65	AVERAGE																																																				
Limit	Read	Ant	Cable	Preamp	Aux	APos	TPos	Remark																																																								
Freq	Level	Line Margin	Level Factor	Loss Factor	Factor	Factor	cm	deg																																																								
1	2480.00	92.32	-----	-----	83.54	32.50	7.25	36.97	6.00	146	65	AVERAGE																																																				



		6																																																																												
Mode		Band Edge																																																																												
		2400-2483.5_Bluetooth-LE_CH39_2480MHz																																																																												
Pol.		Vertical					Fundamental																																																																							
Peak																																																																														
		<table border="1"> <thead> <tr> <th></th> <th>Limit</th> <th>Read</th> <th>Ant</th> <th>Cable</th> <th>Preamp</th> <th>Aux</th> <th>APos</th> <th>TPos</th> <th colspan="2"></th> </tr> <tr> <th>Freq</th> <th>Level</th> <th>Line Margin</th> <th>Level Factor</th> <th>Loss Factor</th> <th>Factor</th> <th>Factor</th> <th>Factor</th> <th>Factor</th> <th>cm</th> <th>deg</th> </tr> </thead> <tbody> <tr> <td>1</td> <td>2483.24</td> <td>49.42</td> <td>74.00</td> <td>-24.58</td> <td>40.60</td> <td>32.54</td> <td>7.26</td> <td>36.98</td> <td>6.00</td> <td>362</td> <td>90 PEAK</td> </tr> </tbody> </table>						Limit	Read	Ant	Cable	Preamp	Aux	APos	TPos			Freq	Level	Line Margin	Level Factor	Loss Factor	Factor	Factor	Factor	Factor	cm	deg	1	2483.24	49.42	74.00	-24.58	40.60	32.54	7.26	36.98	6.00	362	90 PEAK	<table border="1"> <thead> <tr> <th></th> <th>Limit</th> <th>Read</th> <th>Ant</th> <th>Cable</th> <th>Preamp</th> <th>Aux</th> <th>APos</th> <th>TPos</th> <th colspan="2"></th> </tr> <tr> <th>Freq</th> <th>Level</th> <th>Line Margin</th> <th>Level Factor</th> <th>Loss Factor</th> <th>Factor</th> <th>Factor</th> <th>Factor</th> <th>Factor</th> <th>cm</th> <th>deg</th> </tr> </thead> <tbody> <tr> <td>1</td> <td>2480.00</td> <td>92.85</td> <td>-----</td> <td>-----</td> <td>84.07</td> <td>32.50</td> <td>7.25</td> <td>36.97</td> <td>6.00</td> <td>362</td> <td>90 PEAK</td> </tr> </tbody> </table>						Limit	Read	Ant	Cable	Preamp	Aux	APos	TPos			Freq	Level	Line Margin	Level Factor	Loss Factor	Factor	Factor	Factor	Factor	cm	deg	1	2480.00	92.85	-----	-----	84.07	32.50	7.25	36.97	6.00	362
	Limit	Read	Ant	Cable	Preamp	Aux	APos	TPos																																																																						
Freq	Level	Line Margin	Level Factor	Loss Factor	Factor	Factor	Factor	Factor	cm	deg																																																																				
1	2483.24	49.42	74.00	-24.58	40.60	32.54	7.26	36.98	6.00	362	90 PEAK																																																																			
	Limit	Read	Ant	Cable	Preamp	Aux	APos	TPos																																																																						
Freq	Level	Line Margin	Level Factor	Loss Factor	Factor	Factor	Factor	Factor	cm	deg																																																																				
1	2480.00	92.85	-----	-----	84.07	32.50	7.25	36.97	6.00	362	90 PEAK																																																																			
Avg																																																																														
		<table border="1"> <thead> <tr> <th></th> <th>Limit</th> <th>Read</th> <th>Ant</th> <th>Cable</th> <th>Preamp</th> <th>Aux</th> <th>APos</th> <th>TPos</th> <th colspan="2"></th> </tr> <tr> <th>Freq</th> <th>Level</th> <th>Line Margin</th> <th>Level Factor</th> <th>Loss Factor</th> <th>Factor</th> <th>Factor</th> <th>Factor</th> <th>Factor</th> <th>cm</th> <th>deg</th> </tr> </thead> <tbody> <tr> <td>1</td> <td>2498.08</td> <td>38.74</td> <td>54.00</td> <td>-15.26</td> <td>29.86</td> <td>32.59</td> <td>7.28</td> <td>36.99</td> <td>6.00</td> <td>362</td> <td>90 AVERAGE</td> </tr> </tbody> </table>						Limit	Read	Ant	Cable	Preamp	Aux	APos	TPos			Freq	Level	Line Margin	Level Factor	Loss Factor	Factor	Factor	Factor	Factor	cm	deg	1	2498.08	38.74	54.00	-15.26	29.86	32.59	7.28	36.99	6.00	362	90 AVERAGE	<table border="1"> <thead> <tr> <th></th> <th>Limit</th> <th>Read</th> <th>Ant</th> <th>Cable</th> <th>Preamp</th> <th>Aux</th> <th>APos</th> <th>TPos</th> <th colspan="2"></th> </tr> <tr> <th>Freq</th> <th>Level</th> <th>Line Margin</th> <th>Level Factor</th> <th>Loss Factor</th> <th>Factor</th> <th>Factor</th> <th>Factor</th> <th>Factor</th> <th>cm</th> <th>deg</th> </tr> </thead> <tbody> <tr> <td>1</td> <td>2480.00</td> <td>91.88</td> <td>-----</td> <td>-----</td> <td>83.10</td> <td>32.50</td> <td>7.25</td> <td>36.97</td> <td>6.00</td> <td>362</td> <td>90 AVERAGE</td> </tr> </tbody> </table>						Limit	Read	Ant	Cable	Preamp	Aux	APos	TPos			Freq	Level	Line Margin	Level Factor	Loss Factor	Factor	Factor	Factor	Factor	cm	deg	1	2480.00	91.88	-----	-----	83.10	32.50	7.25	36.97	6.00	362
	Limit	Read	Ant	Cable	Preamp	Aux	APos	TPos																																																																						
Freq	Level	Line Margin	Level Factor	Loss Factor	Factor	Factor	Factor	Factor	cm	deg																																																																				
1	2498.08	38.74	54.00	-15.26	29.86	32.59	7.28	36.99	6.00	362	90 AVERAGE																																																																			
	Limit	Read	Ant	Cable	Preamp	Aux	APos	TPos																																																																						
Freq	Level	Line Margin	Level Factor	Loss Factor	Factor	Factor	Factor	Factor	cm	deg																																																																				
1	2480.00	91.88	-----	-----	83.10	32.50	7.25	36.97	6.00	362	90 AVERAGE																																																																			



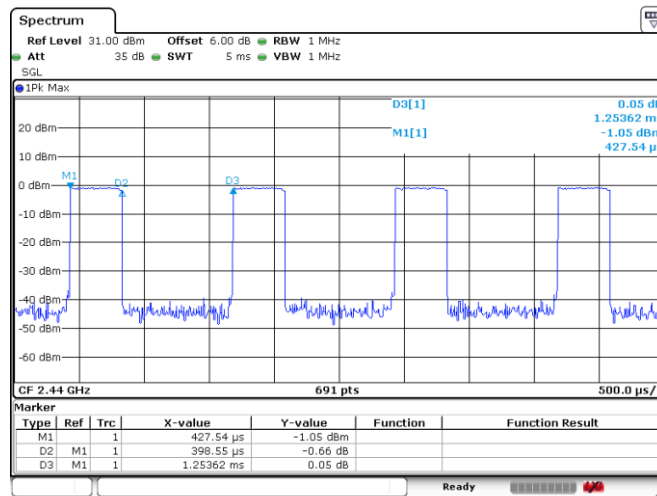
Mode	6																																																																																																											
	Harmonic																																																																																																											
	2400-2483.5_Bluetooth-LE_CH39_2480MHz																																																																																																											
Pol.	Horizontal	Vertical																																																																																																										
Peak Avg	<table border="1"> <thead> <tr> <th>Limit</th> <th>Read</th> <th>Ant</th> <th>Cable</th> <th>Preamp</th> <th>Aux</th> <th>APos</th> <th>TPos</th> <th>Remark</th> </tr> <tr> <th>Freq</th> <th>Level</th> <th>Line</th> <th>Margin</th> <th>Level</th> <th>Factor</th> <th>Loss</th> <th>Factor</th> <th>Factor</th> </tr> <tr> <th>MHz</th> <th>dBuV/m</th> <th>dBuV/m</th> <th>dB</th> <th>dBuV</th> <th>dB/m</th> <th>dB</th> <th>dB</th> <th>dB</th> </tr> </thead> <tbody> <tr> <td>1</td> <td>4960.00</td> <td>39.84</td> <td>74.00</td> <td>-34.16</td> <td>60.73</td> <td>34.02</td> <td>10.40</td> <td>65.31</td> <td>0.00</td> <td>--</td> <td>--</td> <td>PEAK</td> </tr> <tr> <td>2</td> <td>7440.00</td> <td>40.77</td> <td>74.00</td> <td>-33.23</td> <td>59.06</td> <td>35.74</td> <td>12.78</td> <td>66.81</td> <td>0.00</td> <td>--</td> <td>--</td> <td>PEAK</td> </tr> </tbody> </table>	Limit	Read	Ant	Cable	Preamp	Aux	APos	TPos	Remark	Freq	Level	Line	Margin	Level	Factor	Loss	Factor	Factor	MHz	dBuV/m	dBuV/m	dB	dBuV	dB/m	dB	dB	dB	1	4960.00	39.84	74.00	-34.16	60.73	34.02	10.40	65.31	0.00	--	--	PEAK	2	7440.00	40.77	74.00	-33.23	59.06	35.74	12.78	66.81	0.00	--	--	PEAK	<table border="1"> <thead> <tr> <th>Limit</th> <th>Read</th> <th>Ant</th> <th>Cable</th> <th>Preamp</th> <th>Aux</th> <th>APos</th> <th>TPos</th> <th>Remark</th> </tr> <tr> <th>Freq</th> <th>Level</th> <th>Line</th> <th>Margin</th> <th>Level</th> <th>Factor</th> <th>Loss</th> <th>Factor</th> <th>Factor</th> </tr> <tr> <th>MHz</th> <th>dBuV/m</th> <th>dBuV/m</th> <th>dB</th> <th>dBuV</th> <th>dB/m</th> <th>dB</th> <th>dB</th> <th>dB</th> </tr> </thead> <tbody> <tr> <td>1</td> <td>4960.00</td> <td>40.23</td> <td>74.00</td> <td>-33.77</td> <td>61.12</td> <td>34.02</td> <td>10.40</td> <td>65.31</td> <td>0.00</td> <td>--</td> <td>--</td> <td>PEAK</td> </tr> <tr> <td>2</td> <td>7440.00</td> <td>40.04</td> <td>74.00</td> <td>-33.96</td> <td>58.33</td> <td>35.74</td> <td>12.78</td> <td>66.81</td> <td>0.00</td> <td>--</td> <td>--</td> <td>PEAK</td> </tr> </tbody> </table>	Limit	Read	Ant	Cable	Preamp	Aux	APos	TPos	Remark	Freq	Level	Line	Margin	Level	Factor	Loss	Factor	Factor	MHz	dBuV/m	dBuV/m	dB	dBuV	dB/m	dB	dB	dB	1	4960.00	40.23	74.00	-33.77	61.12	34.02	10.40	65.31	0.00	--	--	PEAK	2	7440.00	40.04	74.00	-33.96	58.33	35.74	12.78	66.81	0.00	--	--	PEAK
Limit	Read	Ant	Cable	Preamp	Aux	APos	TPos	Remark																																																																																																				
Freq	Level	Line	Margin	Level	Factor	Loss	Factor	Factor																																																																																																				
MHz	dBuV/m	dBuV/m	dB	dBuV	dB/m	dB	dB	dB																																																																																																				
1	4960.00	39.84	74.00	-34.16	60.73	34.02	10.40	65.31	0.00	--	--	PEAK																																																																																																
2	7440.00	40.77	74.00	-33.23	59.06	35.74	12.78	66.81	0.00	--	--	PEAK																																																																																																
Limit	Read	Ant	Cable	Preamp	Aux	APos	TPos	Remark																																																																																																				
Freq	Level	Line	Margin	Level	Factor	Loss	Factor	Factor																																																																																																				
MHz	dBuV/m	dBuV/m	dB	dBuV	dB/m	dB	dB	dB																																																																																																				
1	4960.00	40.23	74.00	-33.77	61.12	34.02	10.40	65.31	0.00	--	--	PEAK																																																																																																
2	7440.00	40.04	74.00	-33.96	58.33	35.74	12.78	66.81	0.00	--	--	PEAK																																																																																																



Appendix D. Duty Cycle Plots

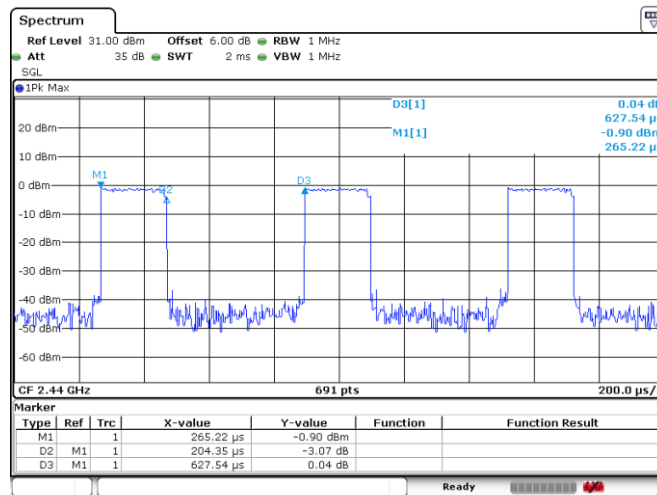
Band	Duty Cycle(%)	T(ms)	1/T(kHz)	VBW Setting
Bluetooth LE 1Mbps	31.79	0.399	2.509	2.7KHz
Bluetooth LE 2Mbps	32.56	0.204	4.894	5.2KHz

Bluetooth LE 1Mbps



Date: 21.SEP.2023 19:28:15

Bluetooth LE 2Mbps



Date: 21.SEP.2023 19:30:59