

Appendix D. SAR Test Setup Photos

Head Exposure Condition



Right Cheek, Test Separation 0 mm



Right Tilted, Test Separation 0 mm



Left Cheek, Test Separation 0 mm



Left Tilted, Test Separation 0 mm

Hotspot Exposure Condition



Front, Test Separation 5 mm



Back, Test Separation 5 mm



Left Side, Test Separation 5 mm



Right Side, Test Separation 5 mm



Top Side, Test Separation 5 mm



Bottom Side, Test Separation 5 mm

Body-worn Exposure Condition



Front, Test Separation 5 mm




Back, Test Separation 5 mm

Sensor off



Front, Test Separation 16 mm



Back, Test Separation 20 mm

Product Specific 10g SAR



Front, Test Separation 0 mm



Back, Test Separation 0 mm




Left Side, Test Separation 0 mm



Right Side, Test Separation 0 mm



Top Side, Test Separation 0 mm




Bottom Side, Test Separation 0 mm

Sensor off



Top Side, Test Separation 15 mm



Front, Test Separation 7 mm

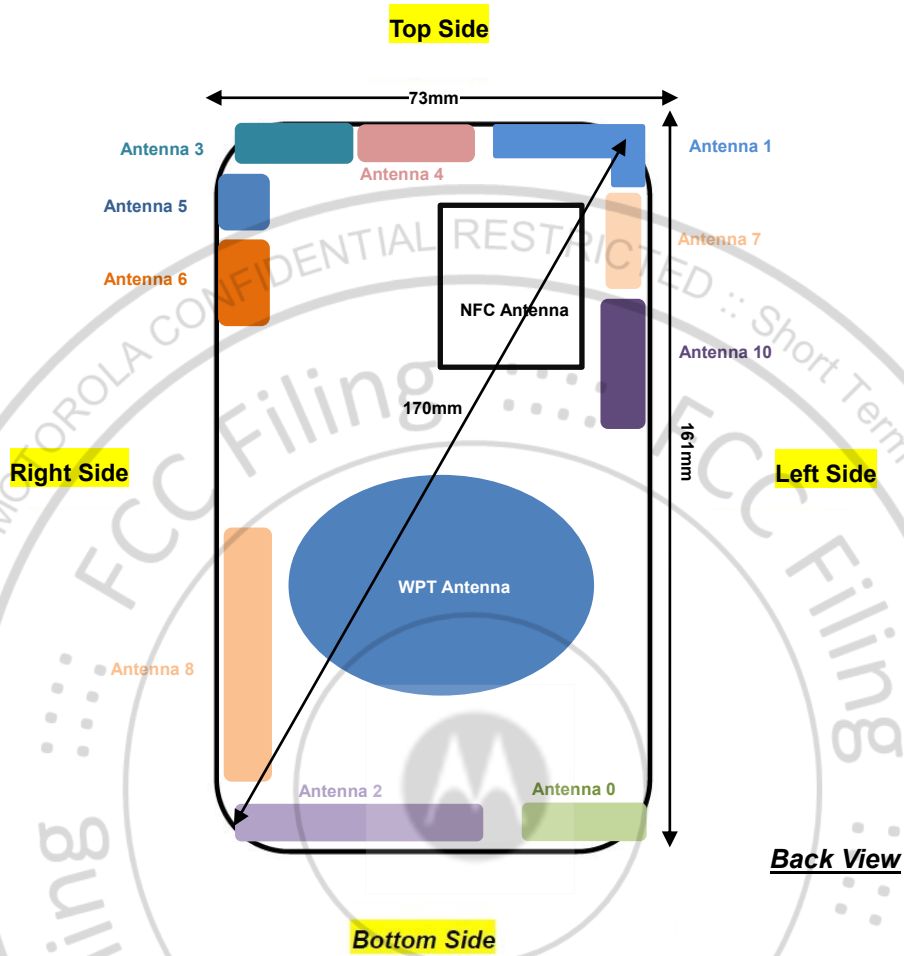


Back, Test Separation 12 mm



Left Side, Test Separation 9 mm

Antenna Location





Antenna	Support Band
Antenna 0	GSM: 850<TX/RX> UMTS: B5<TX/RX> LTE: B5/7/12/17/26/38/41<TX/RX> 5G NR: n5 /n41<TX/RX>
Antenna 1	GSM: 850/1900<TX/RX> UMTS: B2/4/5<TX/RX> LTE: B2/B4/B5/B7/12/17/26/38/41/66<TX/RX> 5G NR: n5 /n66 /n41<TX/RX>
Antenna 2	GSM: 1900<TX/RX> UMTS: B2/4<TX/RX> LTE: B2/B4/B7/38/41/66<TX/RX> 5G NR: n66/n41<TX/RX>
Antenna 3	WLAN 2.4GHz chain1<TX/RX> Bluetooth chain1<TX/RX>
Antenna 4	5G NR: n77/n78<TX/RX> WLAN 5/6GHz chain1<TX/RX>
Antenna 5	5G NR: n77/n78<TX/RX> WLAN 5/6GHz chain0<TX/RX>
Antenna 6	Bluetooth chain0<TX/RX> WLAN 2.4GHz chain0<TX/RX>
Antenna 7	LTE: B42<TX/RX> 5G NR: n77/n78<TX/RX>
Antenna 8	5G NR: n77/n78<RX>
Antenna 10	LTE: B7/38/41<TX/RX> 5G NR: n41 <RX>
NFC Antenna	NFC<TX/RX>
WPT Antenna	WPT Antenna

