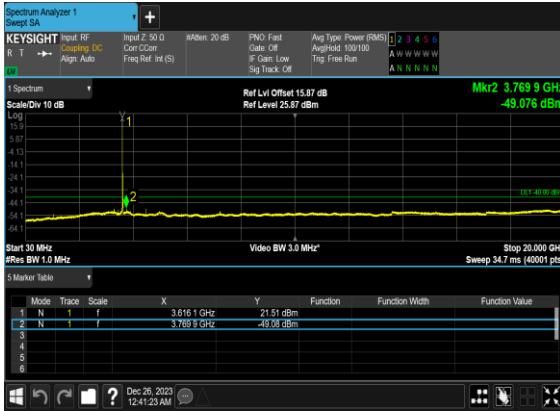
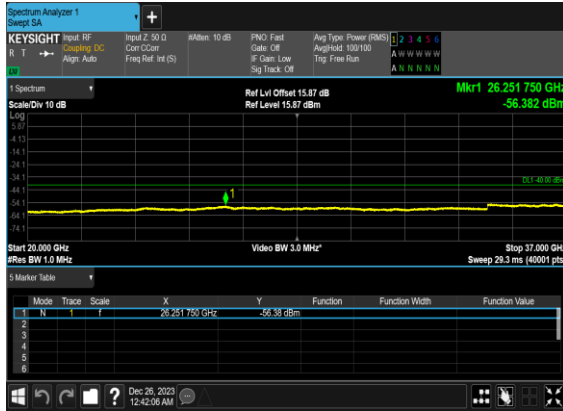


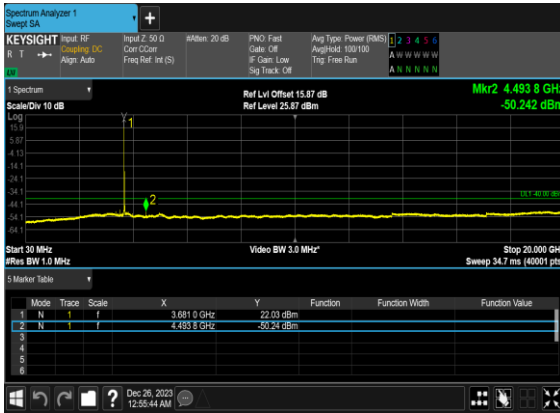
N48(20M)_DFT-s-OFDM_QPSK_Edge_1RB_Left_Mid_CH



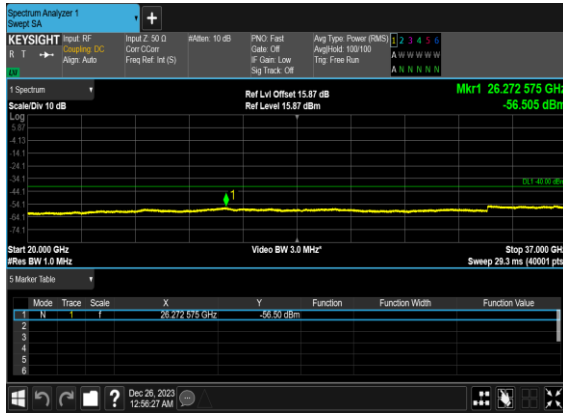
N48(20M)_DFT-s-OFDM_QPSK_Edge_1RB_Left_Mid_CH



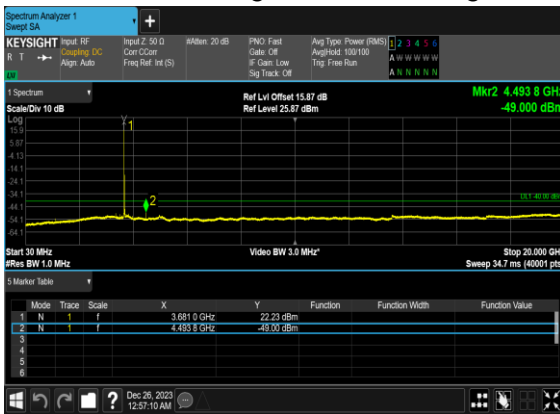
N48(20M)_DFT-s-OFDM_BPSK_Edge_1RB_Left_High_CH



N48(20M)_DFT-s-OFDM_BPSK_Edge_1RB_Left_High_CH



N48(20M)_DFT-s-OFDM_QPSK_Edge_1RB_Left_High_CH



N48(20M)_DFT-s-OFDM_QPSK_Edge_1RB_Left_High_CH



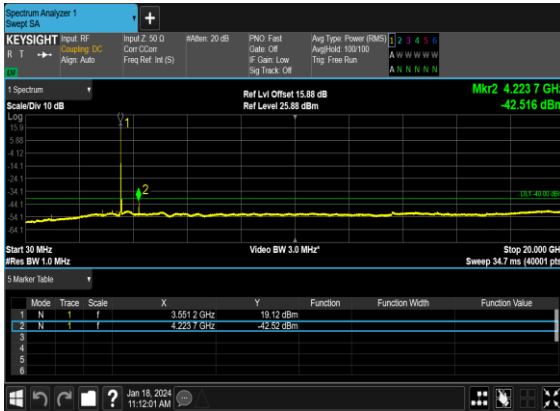
N48(40M)_DFT-s-OFDM_BPSK_Edge_1RB_Left_Low_CH



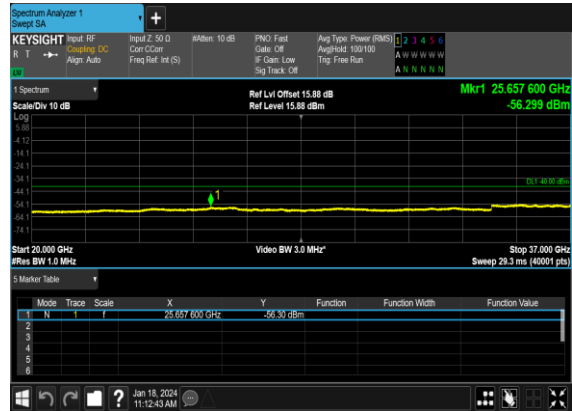
N48(40M)_DFT-s-OFDM_BPSK_Edge_1RB_Left_Low_CH



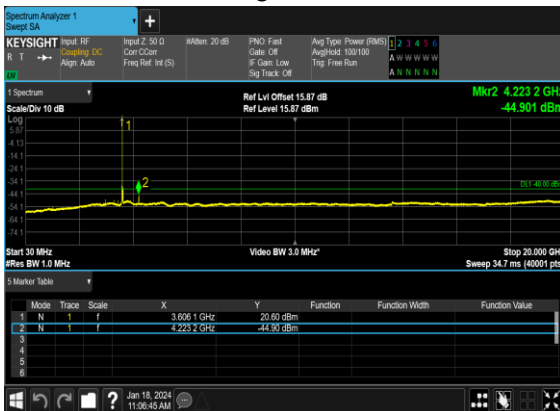
N48(40M)_DFT-s-OFDM_QPSK_Edge_1RB_Left_Low_CH



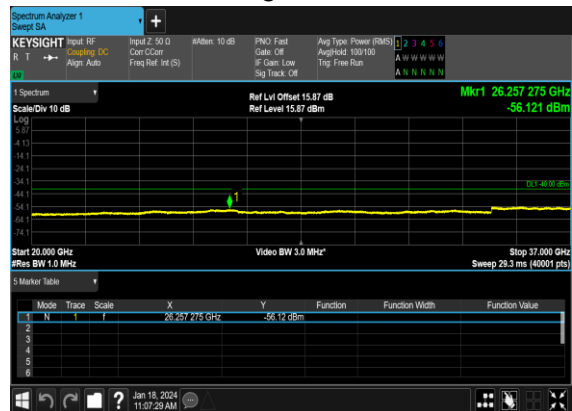
N48(40M)_DFT-s-OFDM_QPSK_Edge_1RB_Left_Low_CH



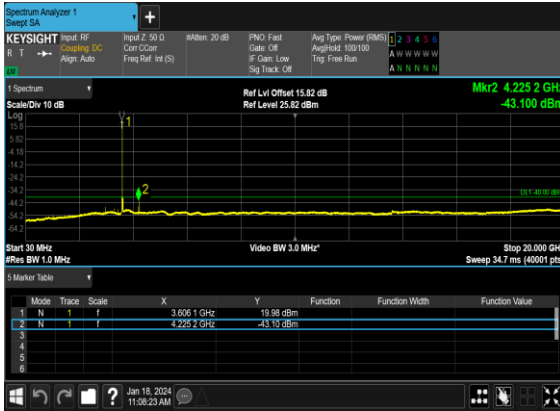
N48(40M)_DFT-s-OFDM_BPSK_Edge_1RB_Left_Mid_CH



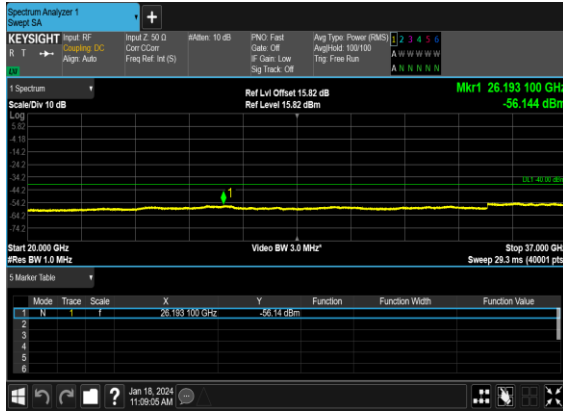
N48(40M)_DFT-s-OFDM_BPSK_Edge_1RB_Left_Mid_CH



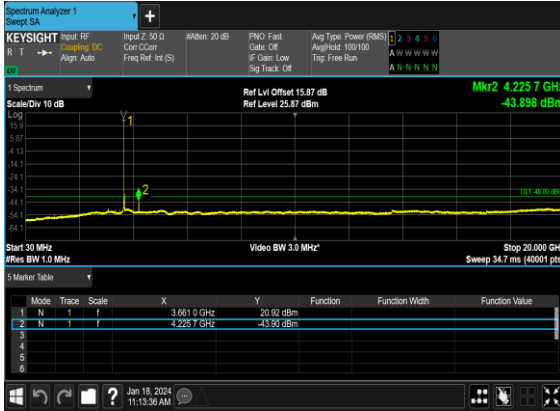
N48(40M)_DFT-s-OFDM_QPSK_Edge_1RB_Left_Mid_CH



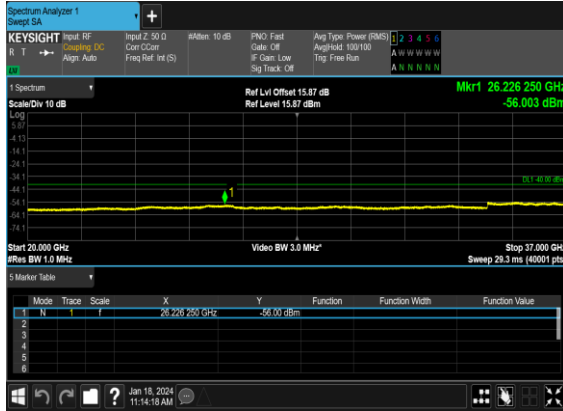
N48(40M)_DFT-s-OFDM_QPSK_Edge_1RB_Left_Mid_CH



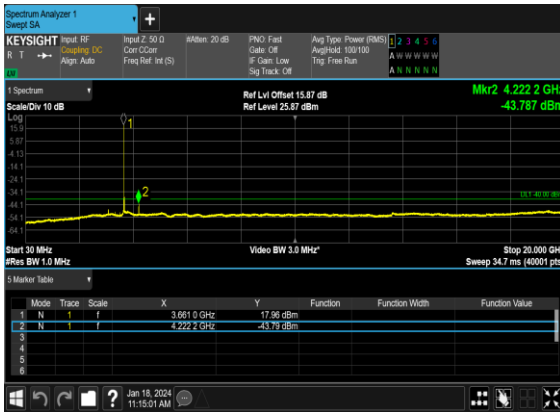
N48(40M)_DFT-s-OFDM_BPSK_Edge_1RB_Left_High_CH



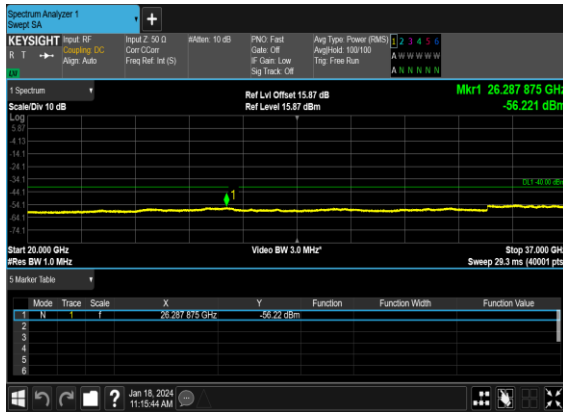
N48(40M)_DFT-s-OFDM_BPSK_Edge_1RB_Left_High_CH



N48(40M)_DFT-s-OFDM_QPSK_Edge_1RB_Left_High_CH



N48(40M)_DFT-s-OFDM_QPSK_Edge_1RB_Left_High_CH



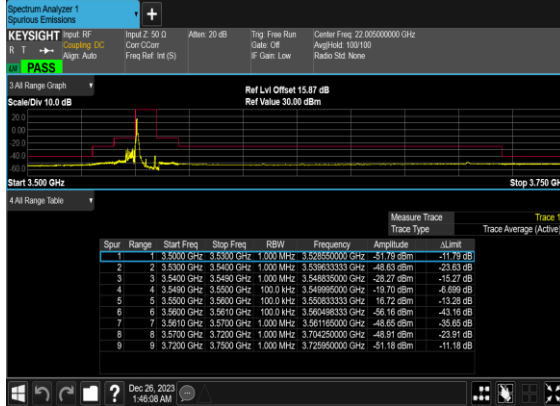
Conducted Band Edge

NR Band	SCS (kHz)	Bandwidth (MHz)	Arfcn	Freq (MHz)	Modulation	RB	Result	Verdict
48	30	10	637000	3555.0	DFT-s-OFDM BPSK	1@0	see graph	PASS
48	30	10	637000	3555.0	DFT-s-OFDM QPSK	1@0	see graph	PASS
48	30	10	637000	3555.0	DFT-s-OFDM BPSK	1@23	see graph	PASS
48	30	10	637000	3555.0	DFT-s-OFDM QPSK	1@23	see graph	PASS
48	30	10	637000	3555.0	DFT-s-OFDM BPSK	24@0	see graph	PASS
48	30	10	637000	3555.0	DFT-s-OFDM QPSK	24@0	see graph	PASS
48	30	10	641666	3624.99	DFT-s-OFDM BPSK	1@0	see graph	PASS
48	30	10	641666	3624.99	DFT-s-OFDM QPSK	1@0	see graph	PASS
48	30	10	641666	3624.99	DFT-s-OFDM BPSK	1@23	see graph	PASS
48	30	10	641666	3624.99	DFT-s-OFDM QPSK	1@23	see graph	PASS
48	30	10	641666	3624.99	DFT-s-OFDM BPSK	24@0	see graph	PASS
48	30	10	641666	3624.99	DFT-s-OFDM QPSK	24@0	see graph	PASS
48	30	10	646332	3694.98	DFT-s-OFDM BPSK	1@0	see graph	PASS
48	30	10	646332	3694.98	DFT-s-OFDM QPSK	1@0	see graph	PASS
48	30	10	646332	3694.98	DFT-s-OFDM BPSK	1@23	see graph	PASS
48	30	10	646332	3694.98	DFT-s-OFDM QPSK	1@23	see graph	PASS
48	30	10	646332	3694.98	DFT-s-OFDM BPSK	24@0	see graph	PASS
48	30	10	646332	3694.98	DFT-s-OFDM QPSK	24@0	see graph	PASS
48	30	20	637334	3560.01	DFT-s-OFDM BPSK	1@0	see graph	PASS
48	30	20	637334	3560.01	DFT-s-OFDM QPSK	1@0	see graph	PASS
48	30	20	637334	3560.01	DFT-s-OFDM BPSK	1@50	see graph	PASS
48	30	20	637334	3560.01	DFT-s-OFDM QPSK	1@50	see graph	PASS

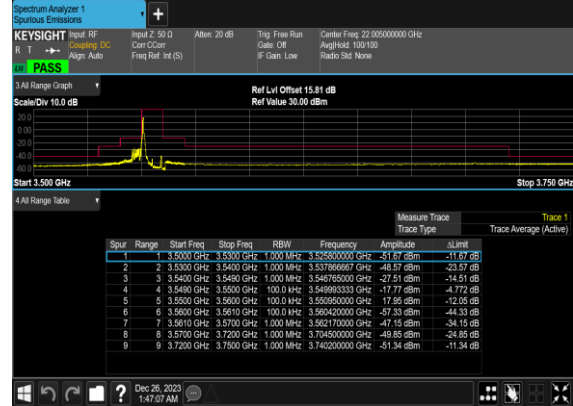
48	30	20	637334	3560.01	DFT-s-OFDM BPSK	50@0	see graph	PASS
48	30	20	637334	3560.01	DFT-s-OFDM QPSK	50@0	see graph	PASS
48	30	20	641666	3624.99	DFT-s-OFDM BPSK	1@0	see graph	PASS
48	30	20	641666	3624.99	DFT-s-OFDM QPSK	1@0	see graph	PASS
48	30	20	641666	3624.99	DFT-s-OFDM BPSK	1@50	see graph	PASS
48	30	20	641666	3624.99	DFT-s-OFDM QPSK	1@50	see graph	PASS
48	30	20	641666	3624.99	DFT-s-OFDM BPSK	50@0	see graph	PASS
48	30	20	641666	3624.99	DFT-s-OFDM QPSK	50@0	see graph	PASS
48	30	20	646000	3690.0	DFT-s-OFDM BPSK	1@0	see graph	PASS
48	30	20	646000	3690.0	DFT-s-OFDM QPSK	1@0	see graph	PASS
48	30	20	646000	3690.0	DFT-s-OFDM BPSK	1@50	see graph	PASS
48	30	20	646000	3690.0	DFT-s-OFDM QPSK	1@50	see graph	PASS
48	30	20	646000	3690.0	DFT-s-OFDM BPSK	50@0	see graph	PASS
48	30	20	646000	3690.0	DFT-s-OFDM QPSK	50@0	see graph	PASS
48	30	40	638000	3570.0	DFT-s-OFDM BPSK	1@0	see graph	PASS
48	30	40	638000	3570.0	DFT-s-OFDM QPSK	1@0	see graph	PASS
48	30	40	638000	3570.0	DFT-s-OFDM BPSK	1@105	see graph	PASS
48	30	40	638000	3570.0	DFT-s-OFDM QPSK	1@105	see graph	PASS
48	30	40	638000	3570.0	DFT-s-OFDM BPSK	100@0	see graph	FAIL
48	30	40	638000	3570.0	DFT-s-OFDM QPSK	100@0	see graph	FAIL
48	30	40	641666	3624.99	DFT-s-OFDM BPSK	1@0	see graph	PASS
48	30	40	641666	3624.99	DFT-s-OFDM QPSK	1@0	see graph	PASS
48	30	40	641666	3624.99	DFT-s-OFDM BPSK	1@105	see graph	PASS
48	30	40	641666	3624.99	DFT-s-OFDM QPSK	1@105	see graph	PASS

48	30	40	641666	3624.99	DFT-s-OFDM BPSK	100@0	see graph	PASS
48	30	40	641666	3624.99	DFT-s-OFDM QPSK	100@0	see graph	PASS
48	30	40	645332	3679.98	DFT-s-OFDM BPSK	1@0	see graph	PASS
48	30	40	645332	3679.98	DFT-s-OFDM QPSK	1@0	see graph	PASS
48	30	40	645332	3679.98	DFT-s-OFDM BPSK	1@105	see graph	PASS
48	30	40	645332	3679.98	DFT-s-OFDM QPSK	1@105	see graph	PASS
48	30	40	645332	3679.98	DFT-s-OFDM BPSK	100@0	see graph	PASS
48	30	40	645332	3679.98	DFT-s-OFDM QPSK	100@0	see graph	PASS

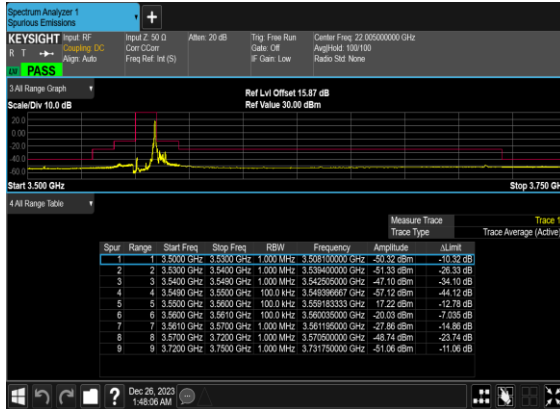
N48(10M)_DFT-s- OFDM_BPSK_Edge_1RB_Left_Low_CH



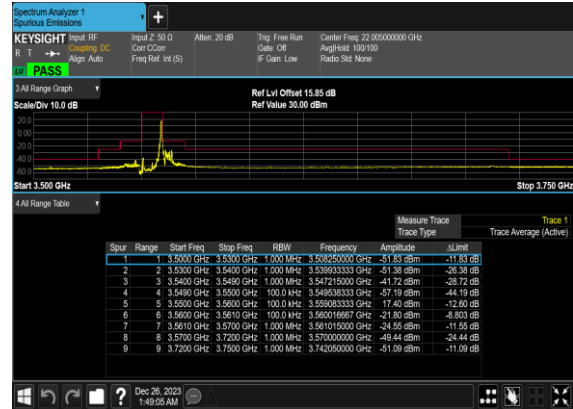
N48(10M)_DFT-s- OFDM_QPSK_Edge_1RB_Left_Low_CH



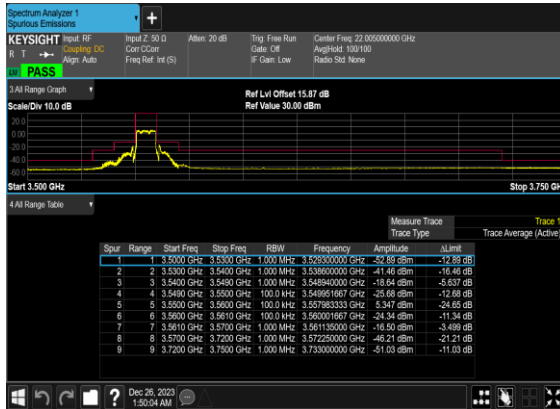
N48(10M)_DFT-s- OFDM_BPSK_Edge_1RB_Right_Low_CH



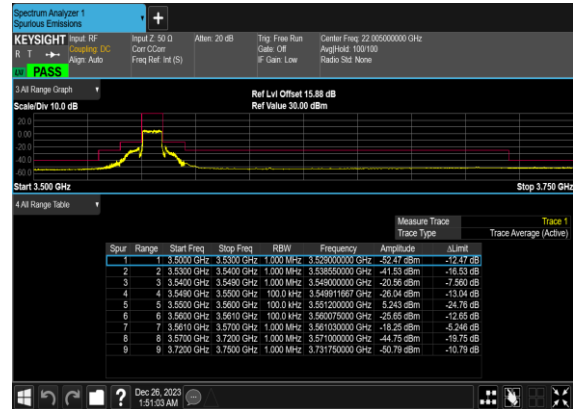
N48(10M)_DFT-s- OFDM_QPSK_Edge_1RB_Right_Low_CH



N48(10M)_DFT-s- OFDM_BPSK_Outer_Full_Low_CH



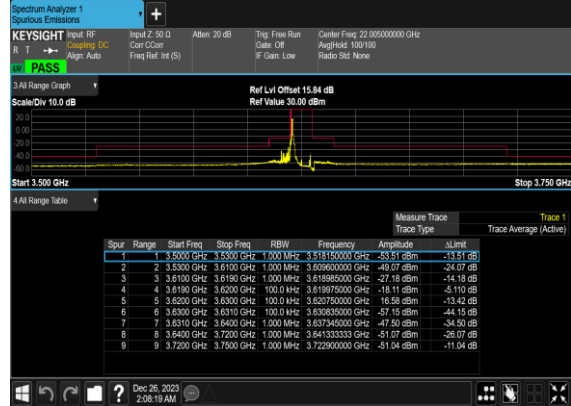
N48(10M)_DFT-s- OFDM_QPSK_Outer_Full_Low_CH



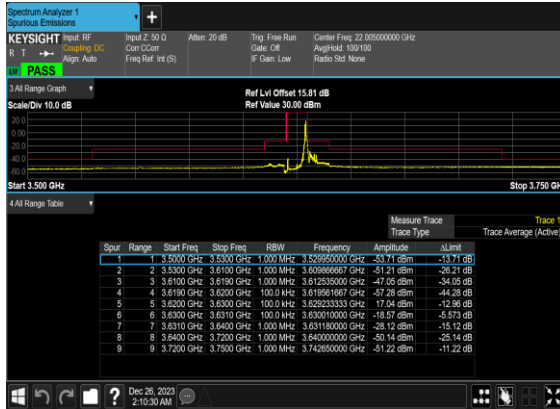
N48(10M)_DFT-s- OFDM_BPSK_Edge_1RB_Left_Mid_CH



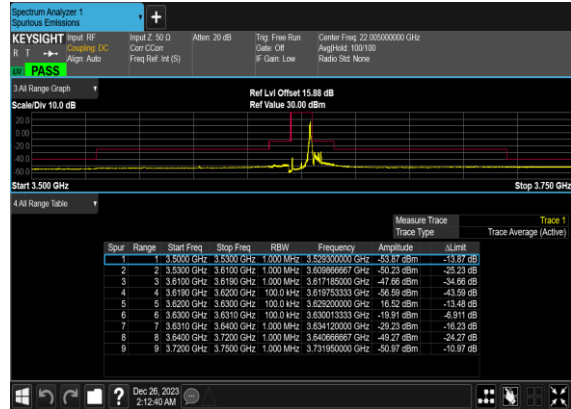
N48(10M)_DFT-s- OFDM_QPSK_Edge_1RB_Left_Mid_CH



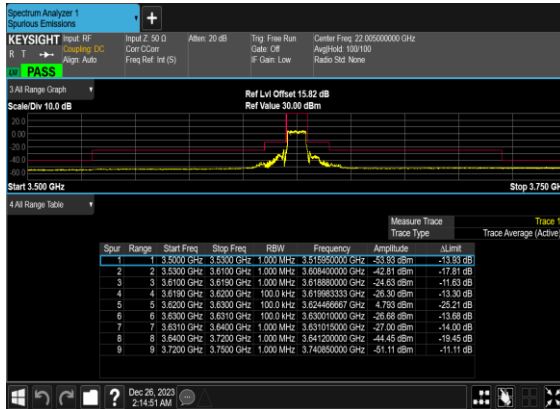
N48(10M)_DFT-s- OFDM_BPSK_Edge_1RB_Right_Mid_CH



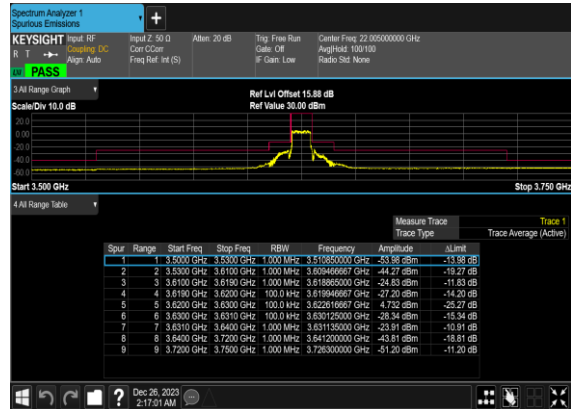
N48(10M)_DFT-s- OFDM_QPSK_Edge_1RB_Right_Mid_CH



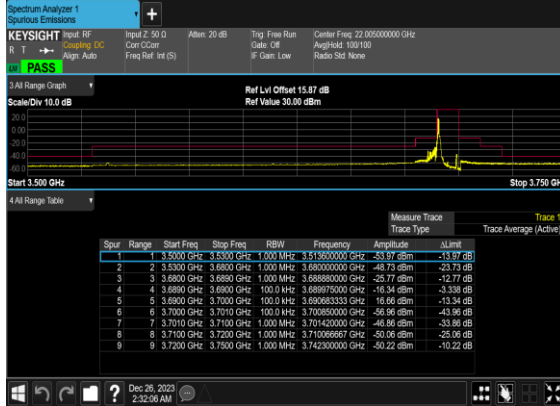
N48(10M)_DFT-s- OFDM_BPSK_Outer_Full_Mid_CH



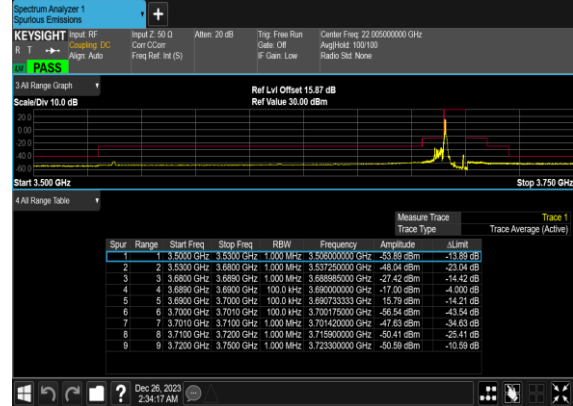
N48(10M)_DFT-s- OFDM_QPSK_Outer_Full_Mid_CH



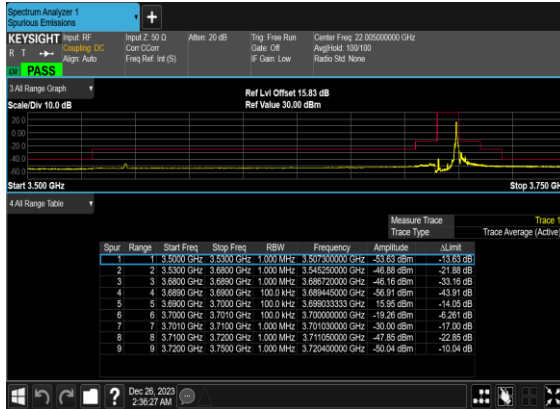
N48(10M)_DFT-s-OFDM_BPSK_Edge_1RB_Left_High_CH



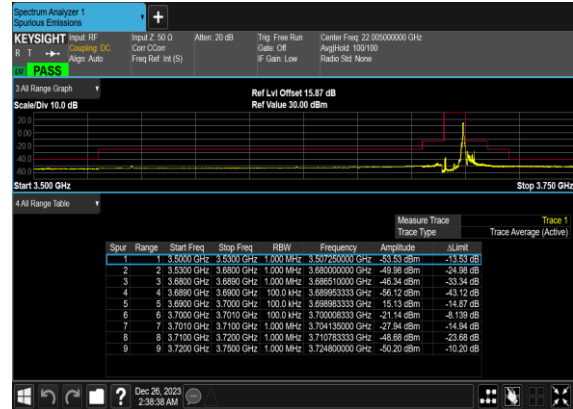
N48(10M)_DFT-s-OFDM_QPSK_Edge_1RB_Left_High_CH



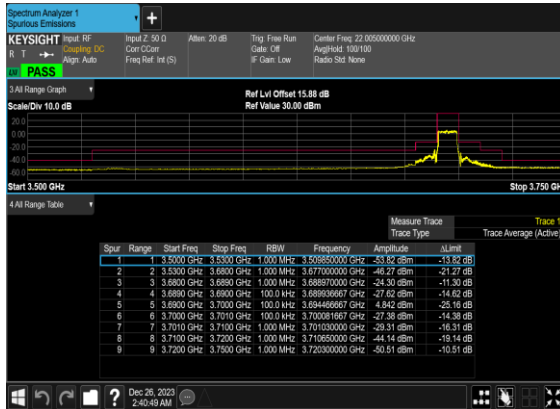
N48(10M)_DFT-s-OFDM_BPSK_Edge_1RB_Right_High_CH



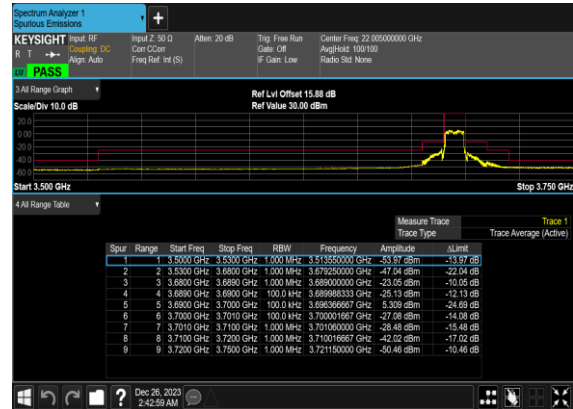
N48(10M)_DFT-s-OFDM_QPSK_Edge_1RB_Right_High_CH



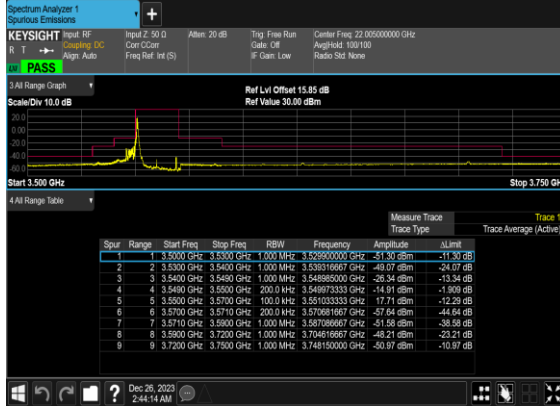
N48(10M)_DFT-s-OFDM_BPSK_Outer_Full_High_CH



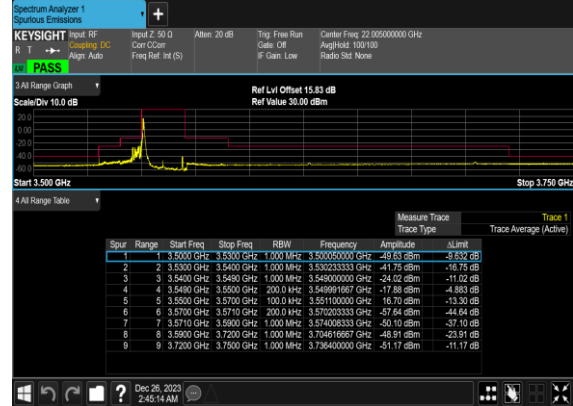
N48(10M)_DFT-s-OFDM_QPSK_Outer_Full_High_CH



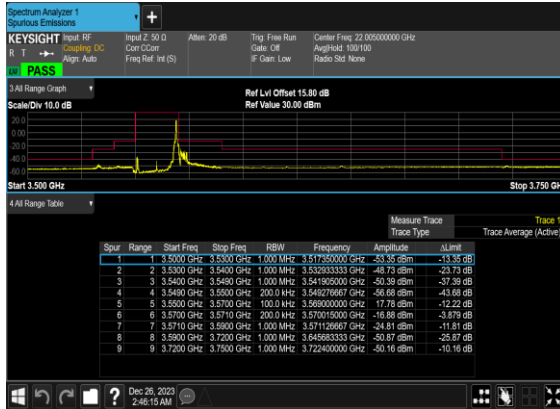
N48(20M)_DFT-s- OFDM_BPSK_Edge_1RB_Left_Low_CH



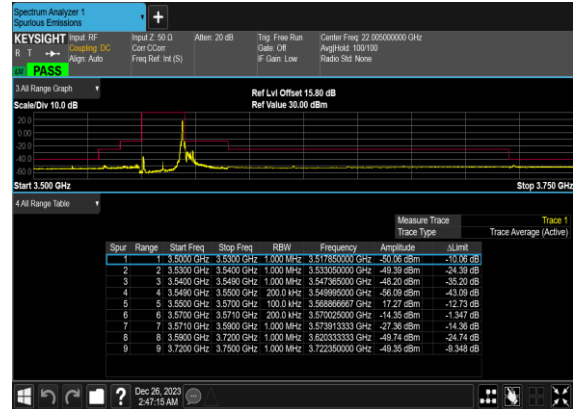
N48(20M)_DFT-s- OFDM_QPSK_Edge_1RB_Left_Low_CH



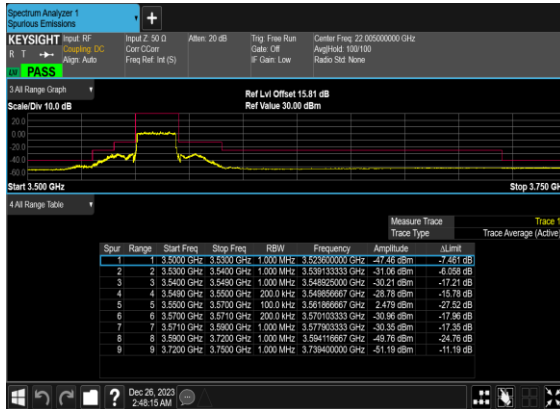
N48(20M)_DFT-s- OFDM_BPSK_Edge_1RB_Right_Low_CH



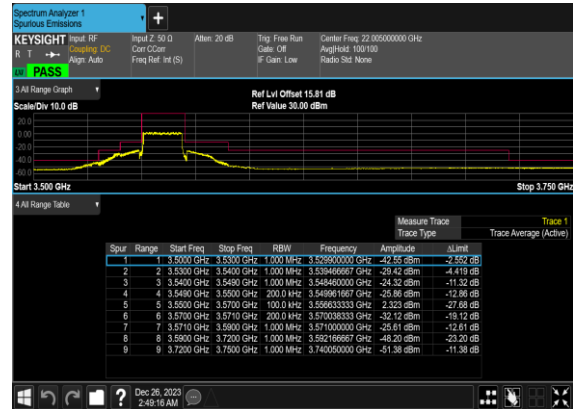
N48(20M)_DFT-s- OFDM_QPSK_Edge_1RB_Right_Low_CH



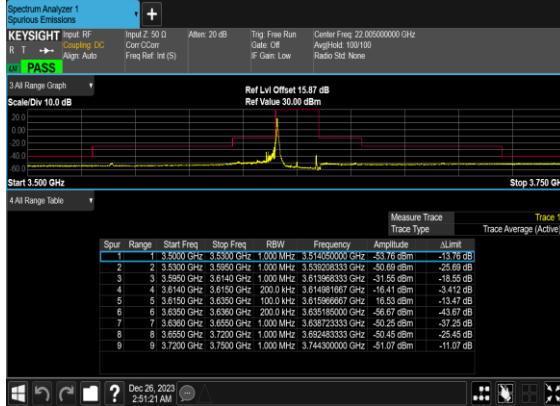
N48(20M)_DFT-s- OFDM_BPSK_Outer_Full_Low_CH



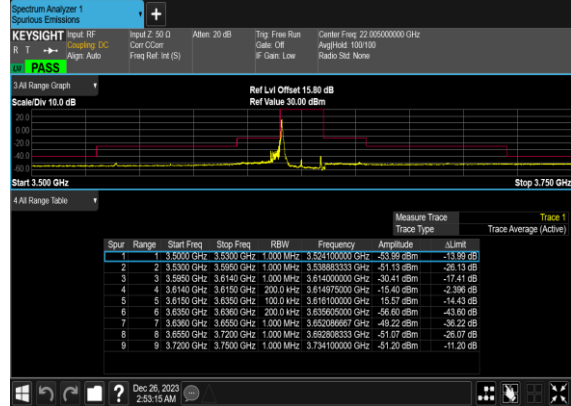
N48(20M)_DFT-s- OFDM_QPSK_Outer_Full_Low_CH



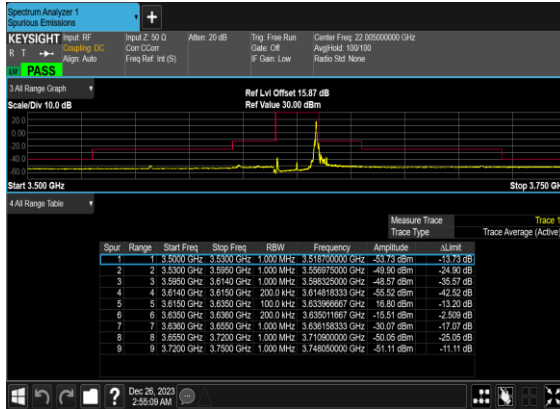
N48(20M)_DFT-s-OFDM_BPSK_Edge_1RB_Left_Mid_CH



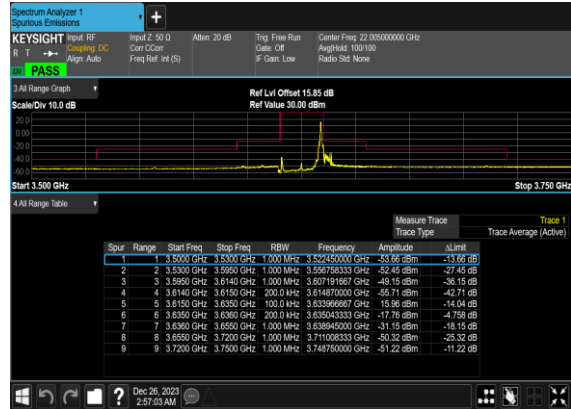
N48(20M)_DFT-s-OFDM_QPSK_Edge_1RB_Left_Mid_CH



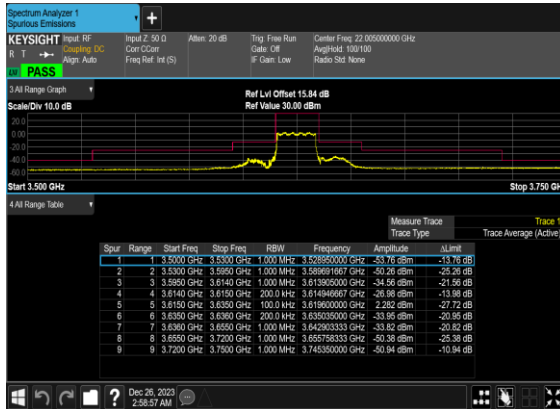
N48(20M)_DFT-s-OFDM_BPSK_Edge_1RB_Right_Mid_CH



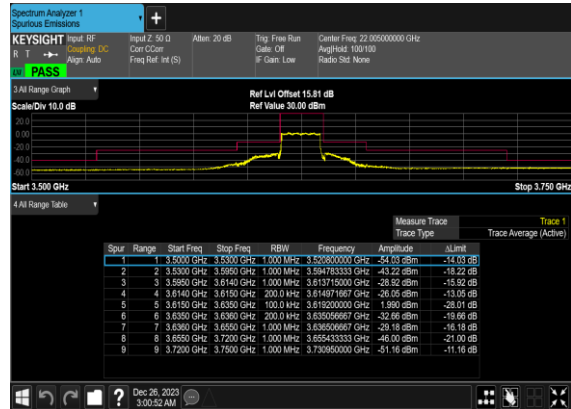
N48(20M)_DFT-s-OFDM_QPSK_Edge_1RB_Right_Mid_CH



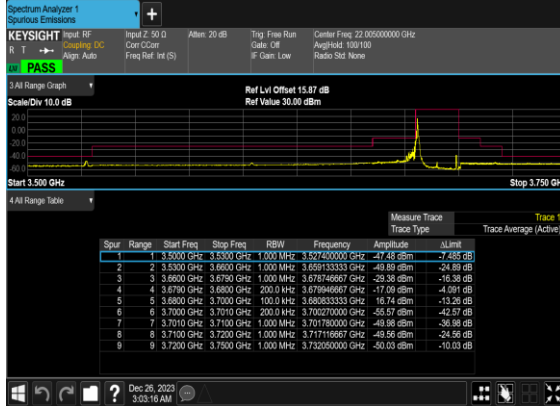
N48(20M)_DFT-s-OFDM_BPSK_Outer_Full_Mid_CH



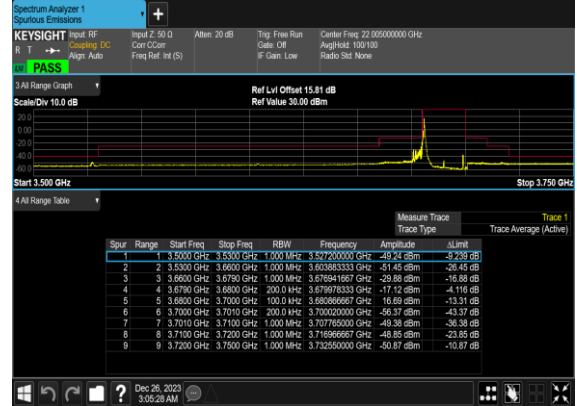
N48(20M)_DFT-s-OFDM_QPSK_Outer_Full_Mid_CH



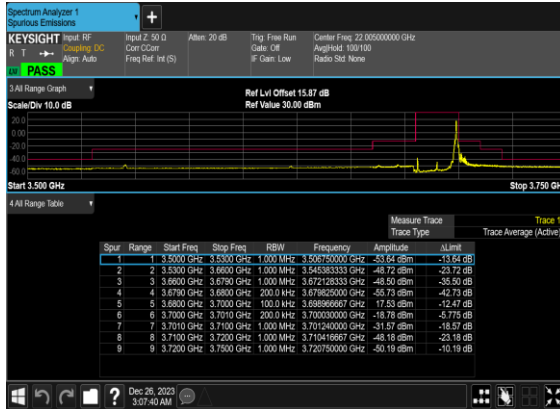
N48(20M)_DFT-s-OFDM_BPSK_Edge_1RB_Left_High_CH



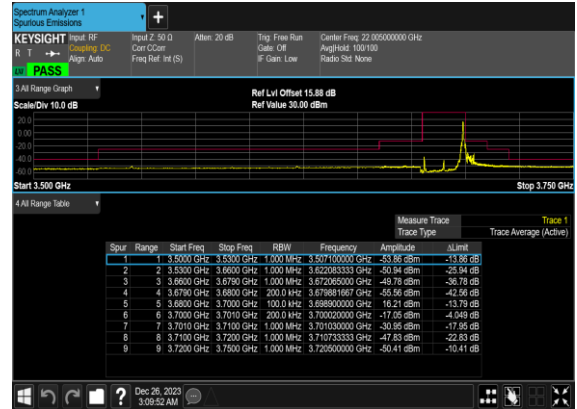
N48(20M)_DFT-s-OFDM_QPSK_Edge_1RB_Left_High_CH



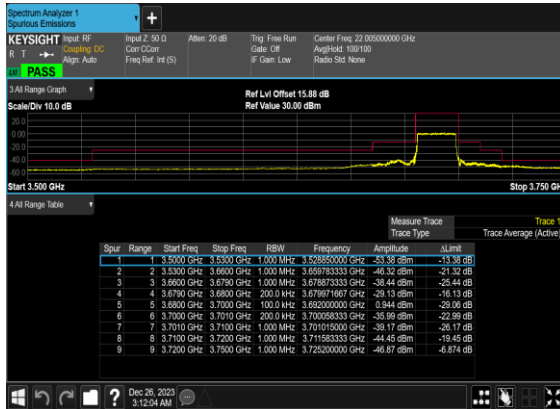
N48(20M)_DFT-s-OFDM_BPSK_Edge_1RB_Right_High_CH



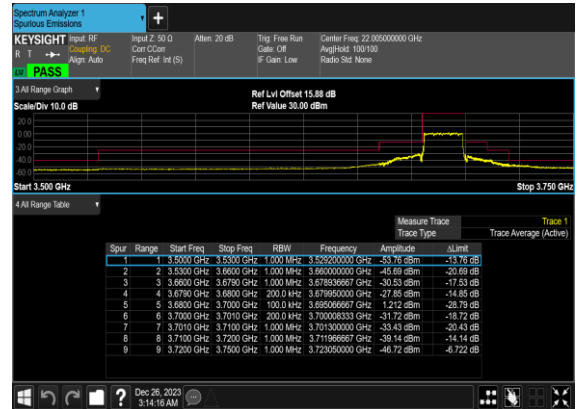
N48(20M)_DFT-s-OFDM_QPSK_Edge_1RB_Right_High_CH



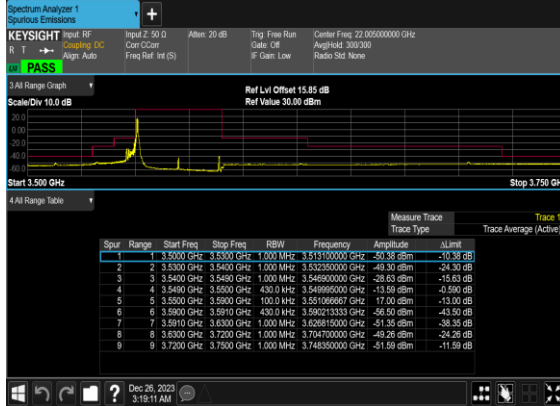
N48(20M)_DFT-s-OFDM_BPSK_Outer_Full_High_CH



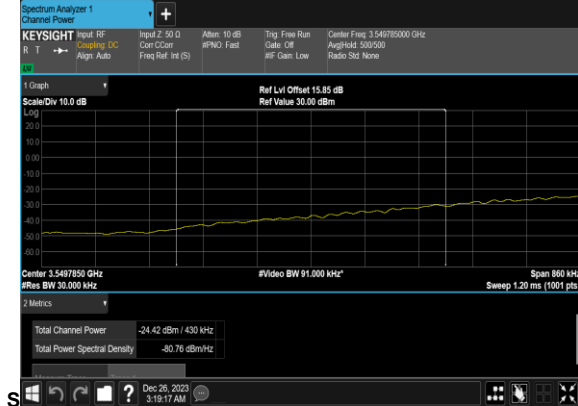
N48(20M)_DFT-s-OFDM_QPSK_Outer_Full_High_CH



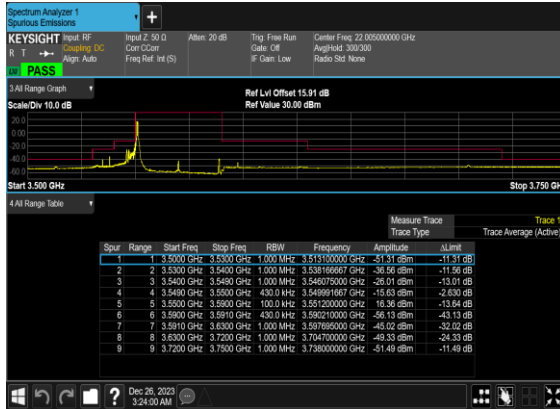
N48(40M)_DFT-s-
OFDM_BPSK_Edge_1RB_Left_Low_CH



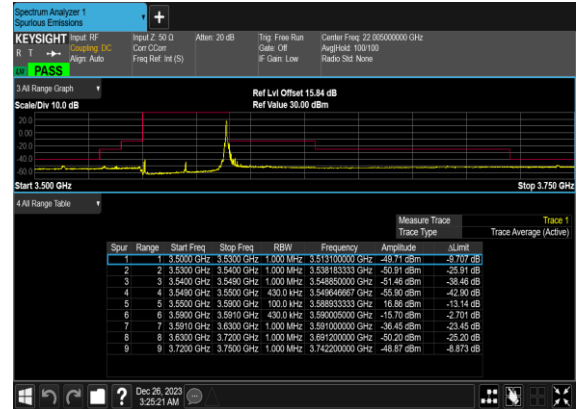
N48(40M)_DFT-s-
OFDM_BPSK_Edge_1RB_Left_Low_CH_chp_PAS



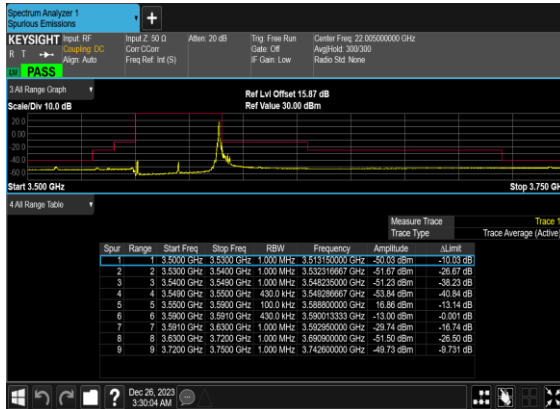
N48(40M)_DFT-s-
OFDM_QPSK_Edge_1RB_Left_Low_CH



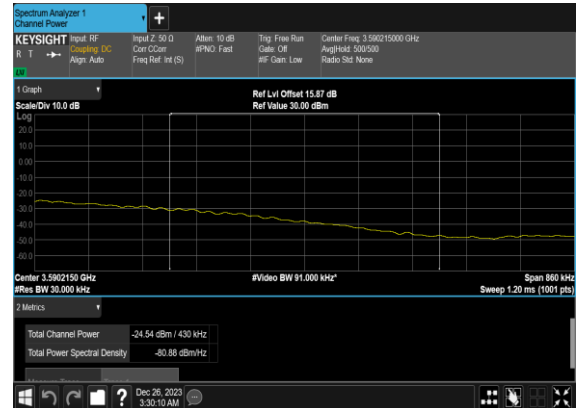
N48(40M)_DFT-s-
OFDM_BPSK_Edge_1RB_Right_Low_CH



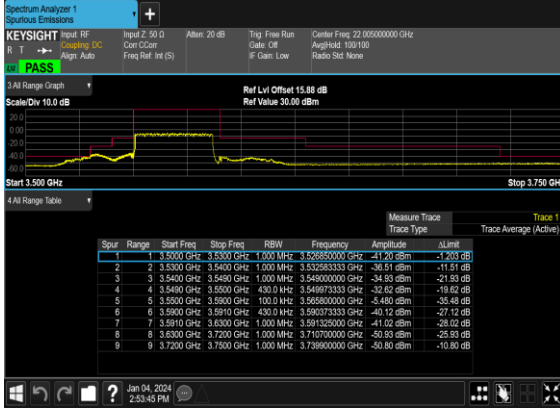
N48(40M)_DFT-s-
OFDM_QPSK_Edge_1RB_Right_Low_CH



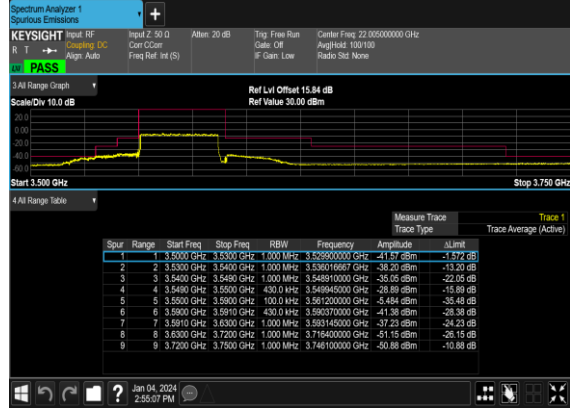
N48(40M)_DFT-s-
OFDM_QPSK_Edge_1RB_Right_Low_CH_chp_P
ASS



N48(40M)_DFT-s-OFDM_BPSK_Outer_Full_Low_CH



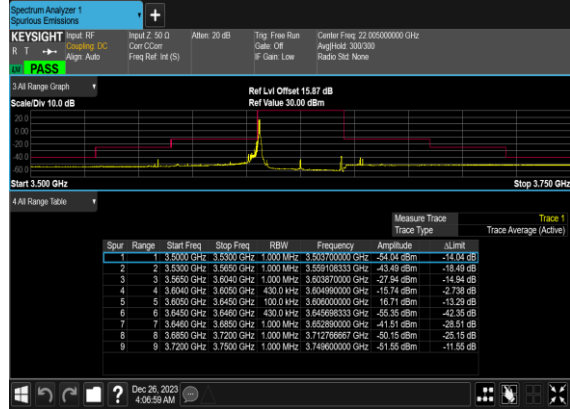
N48(40M)_DFT-s-OFDM_QPSK_Outer_Full_Low_CH



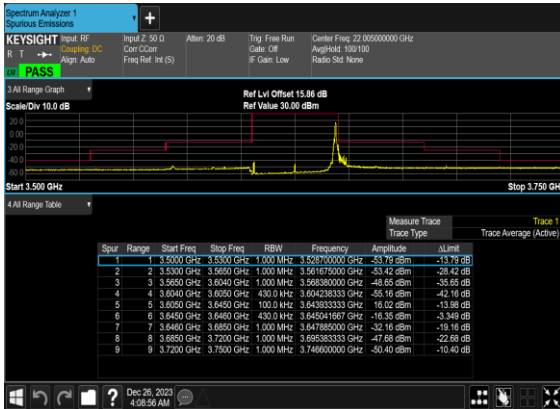
N48(40M)_DFT-s-OFDM_BPSK_Edge_1RB_Left_Mid_CH



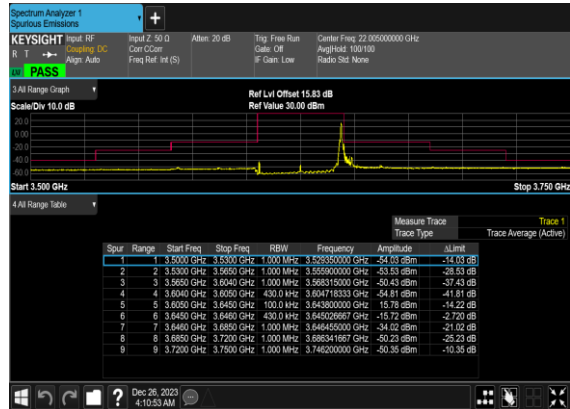
N48(40M)_DFT-s-OFDM_QPSK_Edge_1RB_Left_Mid_CH



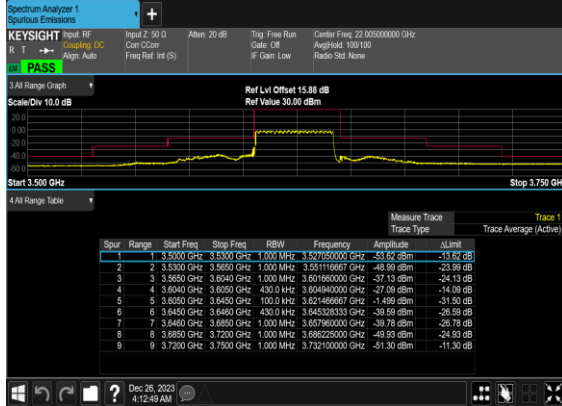
N48(40M)_DFT-s-OFDM_BPSK_Edge_1RB_Right_Mid_CH



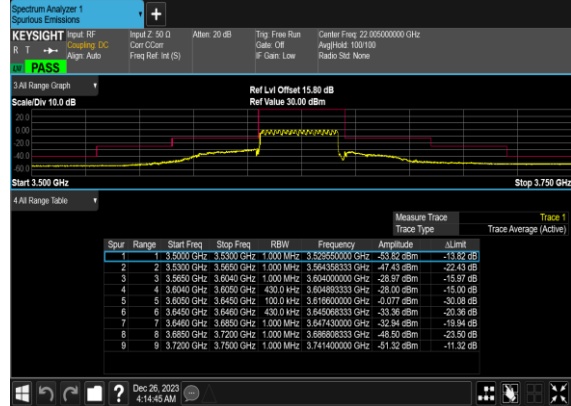
N48(40M)_DFT-s-OFDM_QPSK_Edge_1RB_Right_Mid_CH



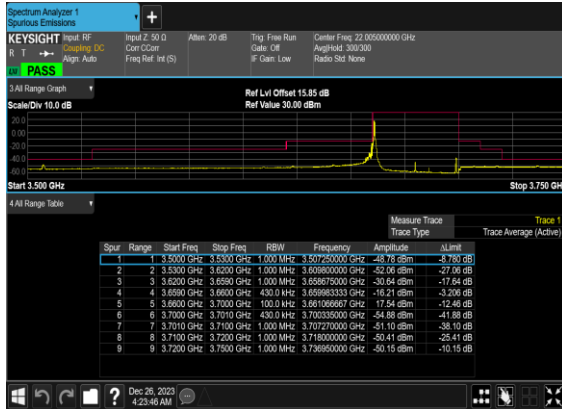
N48(40M)_DFT-s-OFDM_BPSK_Outer_Full_Mid_CH



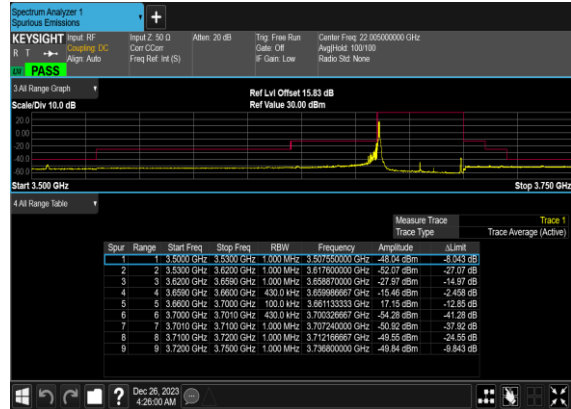
N48(40M)_DFT-s-OFDM_QPSK_Outer_Full_Mid_CH



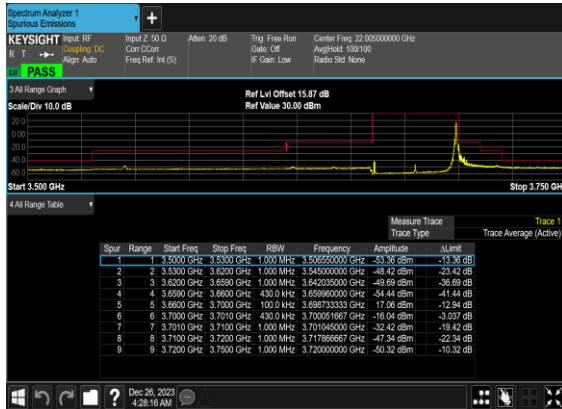
N48(40M)_DFT-s-OFDM_BPSK_Edge_1RB_Left_High_CH



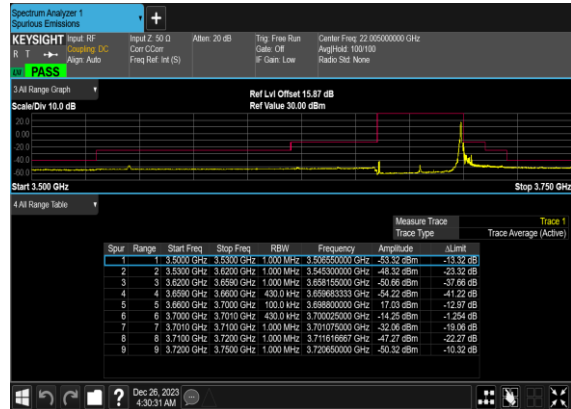
N48(40M)_DFT-s-OFDM_QPSK_Edge_1RB_Left_High_CH



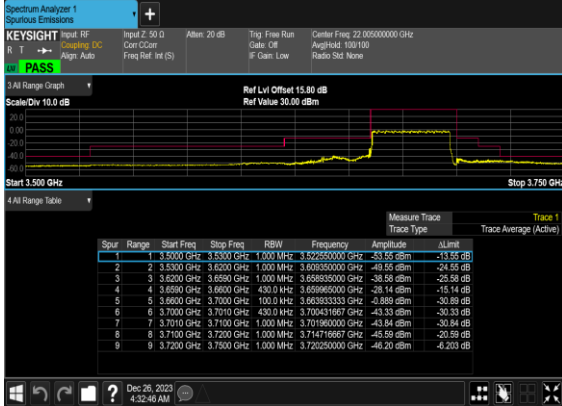
N48(40M)_DFT-s-OFDM_BPSK_Edge_1RB_Right_High_CH



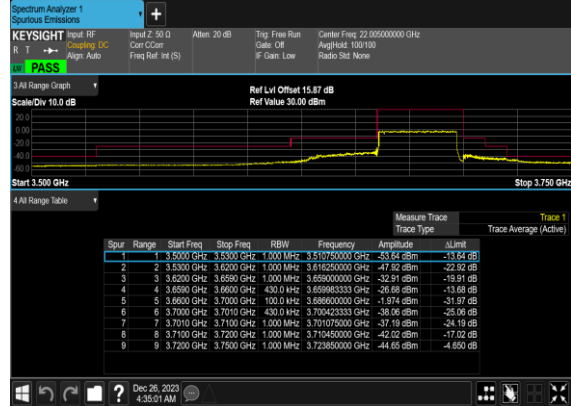
N48(40M)_DFT-s-OFDM_QPSK_Edge_1RB_Right_High_CH



N48(40M)_DFT-s- OFDM_BPSK_Outer_Full_High_CH



N48(40M)_DFT-s- OFDM_QPSK_Outer_Full_High_CH



Note "CHP" means channel power integration method.



Appendix B. Test Results of Radiated Test

Radiated Spurious Emission

Test Engineer :	Qingsheng He	Temperature :	22~25°C
		Relative Humidity :	48~52%

SA n48 / 40MHz / QPSK / ANT4									
Channel	Frequency (MHz)	EIRP (dBm)	Limit (dBm)	Over Limit (dB)	SPA Reading (dBm)	S.G. Power (dBm)	TX Cable loss (dB)	TX Antenna Gain (dBi)	Polarization (H/V)
Middle	7212.80	-51.24	-40	-11.24	-47.86	-54.54	8.30	11.60	H
	10819.20	-54.48	-40	-14.48	-57.44	-56.00	10.48	12.00	H
	14425.60	-46.16	-40	-6.16	-53.42	-47.86	11.80	13.50	H
	7212.80	-54.00	-40	-14.00	-50.66	-57.30	8.30	11.60	V
	10819.20	-54.61	-40	-14.61	-57.34	-56.13	10.48	12.00	V
	14425.60	-49.97	-40	-9.97	-57.01	-51.67	11.80	13.50	V

Remark: Spurious emissions within 30-1000MHz were found more than 20dB below limit line.