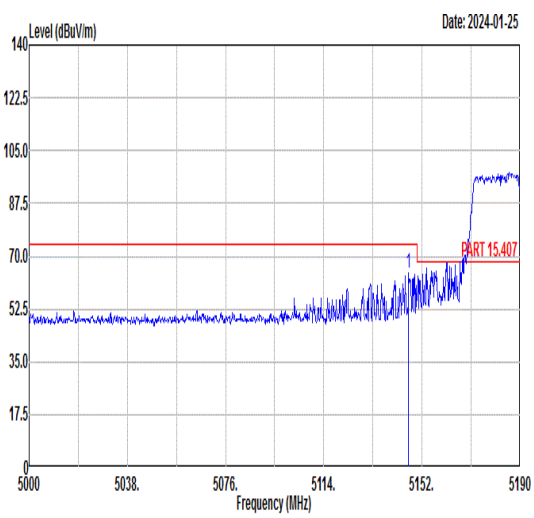
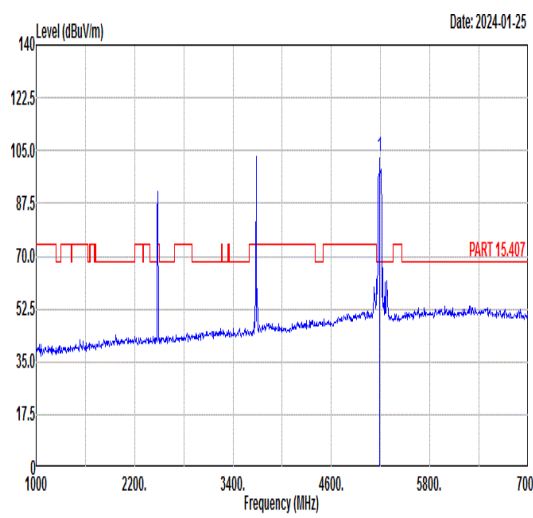
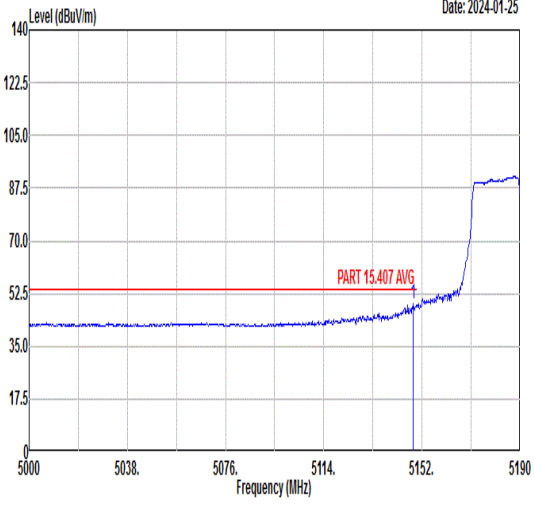
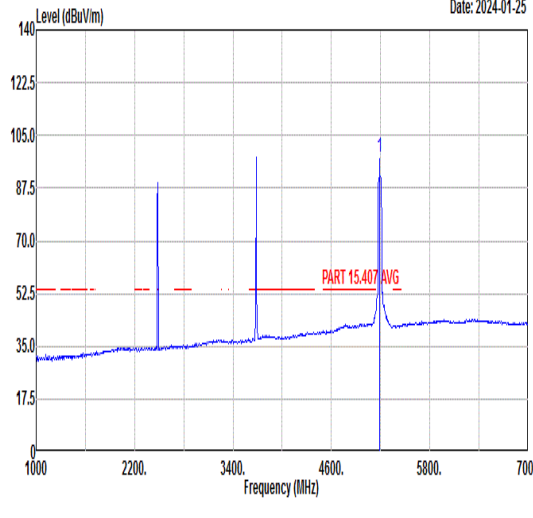




Mode	75																																																																															
	Band Edge - L																																																																															
	U-NII-1_5.15-5.25_802.11ac VHT40_CH38_5190MHz+LTE B48 Link+ Bluetooth-LE_GSKF_CH39_2480MHz																																																																															
ANT	5																																																																															
Pol.	Vertical	Fundamental																																																																														
Peak	 <p>Date: 2024-01-25</p> <table border="1"> <thead> <tr> <th>Limit</th> <th>Margin</th> <th>Read</th> <th>Ant</th> <th>Cable</th> <th>Preamp</th> <th>APos</th> <th>TPos</th> <th>Remark</th> </tr> <tr> <th>Freq</th> <th>Level</th> <th>Line</th> <th>(dB)</th> <th>Level</th> <th>Factor</th> <th>Loss</th> <th>Factor</th> <th></th> </tr> <tr> <th>MHz</th> <th>dBuV/m</th> <th>dBuV/m</th> <th></th> <th>dBuV</th> <th>dB/m</th> <th>dB</th> <th>dB</th> <th>cm</th> <th>deg</th> </tr> </thead> <tbody> <tr> <td>1</td> <td>5146.87</td> <td>64.54</td> <td>74.00</td> <td>-9.46</td> <td>52.57</td> <td>36.11</td> <td>8.53</td> <td>32.67</td> <td>260</td> <td>261 PEAK</td> </tr> </tbody> </table>	Limit	Margin	Read	Ant	Cable	Preamp	APos	TPos	Remark	Freq	Level	Line	(dB)	Level	Factor	Loss	Factor		MHz	dBuV/m	dBuV/m		dBuV	dB/m	dB	dB	cm	deg	1	5146.87	64.54	74.00	-9.46	52.57	36.11	8.53	32.67	260	261 PEAK	 <p>Date: 2024-01-25</p> <table border="1"> <thead> <tr> <th>Limit</th> <th>Margin</th> <th>Read</th> <th>Ant</th> <th>Cable</th> <th>Preamp</th> <th>APos</th> <th>TPos</th> <th>Remark</th> </tr> <tr> <th>Freq</th> <th>Level</th> <th>Line</th> <th>(dB)</th> <th>Level</th> <th>Factor</th> <th>Loss</th> <th>Factor</th> <th></th> </tr> <tr> <th>MHz</th> <th>dBuV/m</th> <th>dBuV/m</th> <th></th> <th>dBuV</th> <th>dB/m</th> <th>dB</th> <th>dB</th> <th>cm</th> <th>deg</th> </tr> </thead> <tbody> <tr> <td>1</td> <td>5190.00</td> <td>103.13</td> <td>-----</td> <td>-----</td> <td>96.72</td> <td>33.07</td> <td>6.78</td> <td>33.44</td> <td>260</td> <td>261 PEAK</td> </tr> </tbody> </table>	Limit	Margin	Read	Ant	Cable	Preamp	APos	TPos	Remark	Freq	Level	Line	(dB)	Level	Factor	Loss	Factor		MHz	dBuV/m	dBuV/m		dBuV	dB/m	dB	dB	cm	deg	1	5190.00	103.13	-----	-----	96.72	33.07	6.78	33.44	260	261 PEAK
	Limit	Margin	Read	Ant	Cable	Preamp	APos	TPos	Remark																																																																							
Freq	Level	Line	(dB)	Level	Factor	Loss	Factor																																																																									
MHz	dBuV/m	dBuV/m		dBuV	dB/m	dB	dB	cm	deg																																																																							
1	5146.87	64.54	74.00	-9.46	52.57	36.11	8.53	32.67	260	261 PEAK																																																																						
Limit	Margin	Read	Ant	Cable	Preamp	APos	TPos	Remark																																																																								
Freq	Level	Line	(dB)	Level	Factor	Loss	Factor																																																																									
MHz	dBuV/m	dBuV/m		dBuV	dB/m	dB	dB	cm	deg																																																																							
1	5190.00	103.13	-----	-----	96.72	33.07	6.78	33.44	260	261 PEAK																																																																						
Avg	 <p>Date: 2024-01-25</p> <table border="1"> <thead> <tr> <th>Limit</th> <th>Margin</th> <th>Read</th> <th>Ant</th> <th>Cable</th> <th>Preamp</th> <th>APos</th> <th>TPos</th> <th>Remark</th> </tr> <tr> <th>Freq</th> <th>Level</th> <th>Line</th> <th>(dB)</th> <th>Level</th> <th>Factor</th> <th>Loss</th> <th>Factor</th> <th></th> </tr> <tr> <th>MHz</th> <th>dBuV/m</th> <th>dBuV/m</th> <th></th> <th>dBuV</th> <th>dB/m</th> <th>dB</th> <th>dB</th> <th>cm</th> <th>deg</th> </tr> </thead> <tbody> <tr> <td>1</td> <td>5148.58</td> <td>48.89</td> <td>54.00</td> <td>-5.11</td> <td>36.92</td> <td>36.11</td> <td>8.53</td> <td>32.67</td> <td>260</td> <td>261 AVERAGE</td> </tr> </tbody> </table>	Limit	Margin	Read	Ant	Cable	Preamp	APos	TPos	Remark	Freq	Level	Line	(dB)	Level	Factor	Loss	Factor		MHz	dBuV/m	dBuV/m		dBuV	dB/m	dB	dB	cm	deg	1	5148.58	48.89	54.00	-5.11	36.92	36.11	8.53	32.67	260	261 AVERAGE	 <p>Date: 2024-01-25</p> <table border="1"> <thead> <tr> <th>Limit</th> <th>Margin</th> <th>Read</th> <th>Ant</th> <th>Cable</th> <th>Preamp</th> <th>APos</th> <th>TPos</th> <th>Remark</th> </tr> <tr> <th>Freq</th> <th>Level</th> <th>Line</th> <th>(dB)</th> <th>Level</th> <th>Factor</th> <th>Loss</th> <th>Factor</th> <th></th> </tr> <tr> <th>MHz</th> <th>dBuV/m</th> <th>dBuV/m</th> <th></th> <th>dBuV</th> <th>dB/m</th> <th>dB</th> <th>dB</th> <th>cm</th> <th>deg</th> </tr> </thead> <tbody> <tr> <td>1</td> <td>5190.00</td> <td>97.93</td> <td>-----</td> <td>-----</td> <td>91.52</td> <td>33.07</td> <td>6.78</td> <td>33.44</td> <td>260</td> <td>261 AVERAGE</td> </tr> </tbody> </table>	Limit	Margin	Read	Ant	Cable	Preamp	APos	TPos	Remark	Freq	Level	Line	(dB)	Level	Factor	Loss	Factor		MHz	dBuV/m	dBuV/m		dBuV	dB/m	dB	dB	cm	deg	1	5190.00	97.93	-----	-----	91.52	33.07	6.78	33.44	260	261 AVERAGE
Limit	Margin	Read	Ant	Cable	Preamp	APos	TPos	Remark																																																																								
Freq	Level	Line	(dB)	Level	Factor	Loss	Factor																																																																									
MHz	dBuV/m	dBuV/m		dBuV	dB/m	dB	dB	cm	deg																																																																							
1	5148.58	48.89	54.00	-5.11	36.92	36.11	8.53	32.67	260	261 AVERAGE																																																																						
Limit	Margin	Read	Ant	Cable	Preamp	APos	TPos	Remark																																																																								
Freq	Level	Line	(dB)	Level	Factor	Loss	Factor																																																																									
MHz	dBuV/m	dBuV/m		dBuV	dB/m	dB	dB	cm	deg																																																																							
1	5190.00	97.93	-----	-----	91.52	33.07	6.78	33.44	260	261 AVERAGE																																																																						



Mode	75																																								
	Band Edge - R																																								
	U-NII-1_5.15-5.25_802.11ac VHT40_CH38_5190MHz+LTE B48 Link+ Bluetooth-LE_GSKF_CH39_2480MHz																																								
ANT	5																																								
Pol.	Vertical	Fundamental																																							
Peak	<p>Date: 2024-01-25</p> <table border="1"> <thead> <tr> <th>Limit</th> <th>Margin</th> <th>Read</th> <th>Ant</th> <th>Cable</th> <th>Preamp</th> <th>APos</th> <th>TPos</th> <th>Remark</th> </tr> <tr> <th>Freq</th> <th>Level</th> <th>Line</th> <th>(dB)</th> <th>Level</th> <th>Factor</th> <th>Loss</th> <th>Factor</th> <th></th> </tr> <tr> <th>MHz</th> <th>dBuV/m</th> <th>dBuV/m</th> <th>dBuV</th> <th>dB/m</th> <th>dB</th> <th>dB</th> <th>cm</th> <th>deg</th> </tr> </thead> <tbody> <tr> <td>1</td> <td>5391.69</td> <td>50.86</td> <td>74.00</td> <td>-23.14</td> <td>37.94</td> <td>35.96</td> <td>9.58</td> <td>32.62</td> <td>260</td> <td>261</td> <td>PEAK</td> </tr> </tbody> </table>	Limit	Margin	Read	Ant	Cable	Preamp	APos	TPos	Remark	Freq	Level	Line	(dB)	Level	Factor	Loss	Factor		MHz	dBuV/m	dBuV/m	dBuV	dB/m	dB	dB	cm	deg	1	5391.69	50.86	74.00	-23.14	37.94	35.96	9.58	32.62	260	261	PEAK	Blank
Limit	Margin	Read	Ant	Cable	Preamp	APos	TPos	Remark																																	
Freq	Level	Line	(dB)	Level	Factor	Loss	Factor																																		
MHz	dBuV/m	dBuV/m	dBuV	dB/m	dB	dB	cm	deg																																	
1	5391.69	50.86	74.00	-23.14	37.94	35.96	9.58	32.62	260	261	PEAK																														
Avg	<p>Date: 2024-01-25</p> <table border="1"> <thead> <tr> <th>Limit</th> <th>Margin</th> <th>Read</th> <th>Ant</th> <th>Cable</th> <th>Preamp</th> <th>APos</th> <th>TPos</th> <th>Remark</th> </tr> <tr> <th>Freq</th> <th>Level</th> <th>Line</th> <th>(dB)</th> <th>Level</th> <th>Factor</th> <th>Loss</th> <th>Factor</th> <th></th> </tr> <tr> <th>MHz</th> <th>dBuV/m</th> <th>dBuV/m</th> <th>dBuV</th> <th>dB/m</th> <th>dB</th> <th>dB</th> <th>cm</th> <th>deg</th> </tr> </thead> <tbody> <tr> <td>1</td> <td>5417.61</td> <td>42.74</td> <td>54.00</td> <td>-11.26</td> <td>29.74</td> <td>35.95</td> <td>9.67</td> <td>32.62</td> <td>260</td> <td>261</td> <td>AVERAGE</td> </tr> </tbody> </table>	Limit	Margin	Read	Ant	Cable	Preamp	APos	TPos	Remark	Freq	Level	Line	(dB)	Level	Factor	Loss	Factor		MHz	dBuV/m	dBuV/m	dBuV	dB/m	dB	dB	cm	deg	1	5417.61	42.74	54.00	-11.26	29.74	35.95	9.67	32.62	260	261	AVERAGE	Blank
Limit	Margin	Read	Ant	Cable	Preamp	APos	TPos	Remark																																	
Freq	Level	Line	(dB)	Level	Factor	Loss	Factor																																		
MHz	dBuV/m	dBuV/m	dBuV	dB/m	dB	dB	cm	deg																																	
1	5417.61	42.74	54.00	-11.26	29.74	35.95	9.67	32.62	260	261	AVERAGE																														



Mode	75																																																	
	Band Edge																																																	
	U-NII-1_5.15-5.25_802.11ac VHT40_CH38_5190MHz+LTE B48 Link+ Bluetooth-LE_GSKF_CH39_2480MHz																																																	
ANT	3																																																	
Pol.	Horizontal	Fundamental																																																
Peak	<table border="1"> <thead> <tr> <th>Limit Margin</th> <th>Read</th> <th>Ant</th> <th>Cable</th> <th>Preamp</th> <th>APos</th> <th>TPos</th> <th>Remark</th> </tr> <tr> <th>Freq Level Line (dB)</th> <th>Level Factor</th> <th>Loss Factor</th> <th>Loss Factor</th> <th></th> <th>cm</th> <th>deg</th> <th></th> </tr> </thead> <tbody> <tr> <td>1 2483.52 52.31 74.00 -21.69</td> <td>49.74</td> <td>30.70</td> <td>5.46</td> <td>33.59</td> <td>300</td> <td>26</td> <td>PEAK</td> </tr> </tbody> </table>	Limit Margin	Read	Ant	Cable	Preamp	APos	TPos	Remark	Freq Level Line (dB)	Level Factor	Loss Factor	Loss Factor		cm	deg		1 2483.52 52.31 74.00 -21.69	49.74	30.70	5.46	33.59	300	26	PEAK	<table border="1"> <thead> <tr> <th>Limit Margin</th> <th>Read</th> <th>Ant</th> <th>Cable</th> <th>Preamp</th> <th>APos</th> <th>TPos</th> <th>Remark</th> </tr> <tr> <th>Freq Level Line (dB)</th> <th>Level Factor</th> <th>Loss Factor</th> <th>Loss Factor</th> <th></th> <th>cm</th> <th>deg</th> <th></th> </tr> </thead> <tbody> <tr> <td>1 2480.00 99.47 - - - - -</td> <td>96.90</td> <td>30.70</td> <td>5.46</td> <td>33.59</td> <td>300</td> <td>26</td> <td>PEAK</td> </tr> </tbody> </table>	Limit Margin	Read	Ant	Cable	Preamp	APos	TPos	Remark	Freq Level Line (dB)	Level Factor	Loss Factor	Loss Factor		cm	deg		1 2480.00 99.47 - - - - -	96.90	30.70	5.46	33.59	300	26	PEAK
	Limit Margin	Read	Ant	Cable	Preamp	APos	TPos	Remark																																										
Freq Level Line (dB)	Level Factor	Loss Factor	Loss Factor		cm	deg																																												
1 2483.52 52.31 74.00 -21.69	49.74	30.70	5.46	33.59	300	26	PEAK																																											
Limit Margin	Read	Ant	Cable	Preamp	APos	TPos	Remark																																											
Freq Level Line (dB)	Level Factor	Loss Factor	Loss Factor		cm	deg																																												
1 2480.00 99.47 - - - - -	96.90	30.70	5.46	33.59	300	26	PEAK																																											
Avg	<table border="1"> <thead> <tr> <th>Limit Margin</th> <th>Read</th> <th>Ant</th> <th>Cable</th> <th>Preamp</th> <th>APos</th> <th>TPos</th> <th>Remark</th> </tr> <tr> <th>Freq Level Line (dB)</th> <th>Level Factor</th> <th>Loss Factor</th> <th>Loss Factor</th> <th></th> <th>cm</th> <th>deg</th> <th></th> </tr> </thead> <tbody> <tr> <td>1 2483.52 42.32 54.00 -11.68</td> <td>39.75</td> <td>30.70</td> <td>5.46</td> <td>33.59</td> <td>300</td> <td>26</td> <td>AVERAGE</td> </tr> </tbody> </table>	Limit Margin	Read	Ant	Cable	Preamp	APos	TPos	Remark	Freq Level Line (dB)	Level Factor	Loss Factor	Loss Factor		cm	deg		1 2483.52 42.32 54.00 -11.68	39.75	30.70	5.46	33.59	300	26	AVERAGE	<table border="1"> <thead> <tr> <th>Limit Margin</th> <th>Read</th> <th>Ant</th> <th>Cable</th> <th>Preamp</th> <th>APos</th> <th>TPos</th> <th>Remark</th> </tr> <tr> <th>Freq Level Line (dB)</th> <th>Level Factor</th> <th>Loss Factor</th> <th>Loss Factor</th> <th></th> <th>cm</th> <th>deg</th> <th></th> </tr> </thead> <tbody> <tr> <td>1 2480.00 97.70 - - - - -</td> <td>95.13</td> <td>30.70</td> <td>5.46</td> <td>33.59</td> <td>300</td> <td>26</td> <td>AVERAGE</td> </tr> </tbody> </table>	Limit Margin	Read	Ant	Cable	Preamp	APos	TPos	Remark	Freq Level Line (dB)	Level Factor	Loss Factor	Loss Factor		cm	deg		1 2480.00 97.70 - - - - -	95.13	30.70	5.46	33.59	300	26	AVERAGE
	Limit Margin	Read	Ant	Cable	Preamp	APos	TPos	Remark																																										
Freq Level Line (dB)	Level Factor	Loss Factor	Loss Factor		cm	deg																																												
1 2483.52 42.32 54.00 -11.68	39.75	30.70	5.46	33.59	300	26	AVERAGE																																											
Limit Margin	Read	Ant	Cable	Preamp	APos	TPos	Remark																																											
Freq Level Line (dB)	Level Factor	Loss Factor	Loss Factor		cm	deg																																												
1 2480.00 97.70 - - - - -	95.13	30.70	5.46	33.59	300	26	AVERAGE																																											



Mode	75																																																	
	Band Edge																																																	
	U-NII-1_5.15-5.25_802.11ac VHT40_CH38_5190MHz+LTE B48 Link+ Bluetooth-LE_GSKF_CH39_2480MHz																																																	
ANT	3																																																	
Pol.	Vertical	Fundamental																																																
Peak	<table border="1"> <thead> <tr> <th>Limit Margin</th> <th>Read</th> <th>Ant</th> <th>Cable</th> <th>Preamp</th> <th>APos</th> <th>TPos</th> <th>Remark</th> </tr> <tr> <th>Freq Level Line (dB)</th> <th>Level Factor</th> <th>Loss Factor</th> <th>Loss Factor</th> <th></th> <th>cm</th> <th>deg</th> <th></th> </tr> </thead> <tbody> <tr> <td>1 2483.54 49.39 74.00 -24.61</td> <td>46.82</td> <td>30.70</td> <td>5.46</td> <td>33.59</td> <td>200</td> <td>127</td> <td>PEAK</td> </tr> </tbody> </table>	Limit Margin	Read	Ant	Cable	Preamp	APos	TPos	Remark	Freq Level Line (dB)	Level Factor	Loss Factor	Loss Factor		cm	deg		1 2483.54 49.39 74.00 -24.61	46.82	30.70	5.46	33.59	200	127	PEAK	<table border="1"> <thead> <tr> <th>Limit Margin</th> <th>Read</th> <th>Ant</th> <th>Cable</th> <th>Preamp</th> <th>APos</th> <th>TPos</th> <th>Remark</th> </tr> <tr> <th>Freq Level Line (dB)</th> <th>Level Factor</th> <th>Loss Factor</th> <th>Loss Factor</th> <th></th> <th>cm</th> <th>deg</th> <th></th> </tr> </thead> <tbody> <tr> <td>1 2480.00 95.86 -</td> <td>93.29</td> <td>30.70</td> <td>5.46</td> <td>33.59</td> <td>200</td> <td>127</td> <td>PEAK</td> </tr> </tbody> </table>	Limit Margin	Read	Ant	Cable	Preamp	APos	TPos	Remark	Freq Level Line (dB)	Level Factor	Loss Factor	Loss Factor		cm	deg		1 2480.00 95.86 -	93.29	30.70	5.46	33.59	200	127	PEAK
	Limit Margin	Read	Ant	Cable	Preamp	APos	TPos	Remark																																										
Freq Level Line (dB)	Level Factor	Loss Factor	Loss Factor		cm	deg																																												
1 2483.54 49.39 74.00 -24.61	46.82	30.70	5.46	33.59	200	127	PEAK																																											
Limit Margin	Read	Ant	Cable	Preamp	APos	TPos	Remark																																											
Freq Level Line (dB)	Level Factor	Loss Factor	Loss Factor		cm	deg																																												
1 2480.00 95.86 -	93.29	30.70	5.46	33.59	200	127	PEAK																																											
Avg	<table border="1"> <thead> <tr> <th>Limit Margin</th> <th>Read</th> <th>Ant</th> <th>Cable</th> <th>Preamp</th> <th>APos</th> <th>TPos</th> <th>Remark</th> </tr> <tr> <th>Freq Level Line (dB)</th> <th>Level Factor</th> <th>Loss Factor</th> <th>Loss Factor</th> <th></th> <th>cm</th> <th>deg</th> <th></th> </tr> </thead> <tbody> <tr> <td>1 2483.52 39.67 54.00 -14.33</td> <td>37.10</td> <td>30.70</td> <td>5.46</td> <td>33.59</td> <td>200</td> <td>127</td> <td>AVERAGE</td> </tr> </tbody> </table>	Limit Margin	Read	Ant	Cable	Preamp	APos	TPos	Remark	Freq Level Line (dB)	Level Factor	Loss Factor	Loss Factor		cm	deg		1 2483.52 39.67 54.00 -14.33	37.10	30.70	5.46	33.59	200	127	AVERAGE	<table border="1"> <thead> <tr> <th>Limit Margin</th> <th>Read</th> <th>Ant</th> <th>Cable</th> <th>Preamp</th> <th>APos</th> <th>TPos</th> <th>Remark</th> </tr> <tr> <th>Freq Level Line (dB)</th> <th>Level Factor</th> <th>Loss Factor</th> <th>Loss Factor</th> <th></th> <th>cm</th> <th>deg</th> <th></th> </tr> </thead> <tbody> <tr> <td>1 2480.00 94.07 -</td> <td>91.50</td> <td>30.70</td> <td>5.46</td> <td>33.59</td> <td>200</td> <td>127</td> <td>AVERAGE</td> </tr> </tbody> </table>	Limit Margin	Read	Ant	Cable	Preamp	APos	TPos	Remark	Freq Level Line (dB)	Level Factor	Loss Factor	Loss Factor		cm	deg		1 2480.00 94.07 -	91.50	30.70	5.46	33.59	200	127	AVERAGE
	Limit Margin	Read	Ant	Cable	Preamp	APos	TPos	Remark																																										
Freq Level Line (dB)	Level Factor	Loss Factor	Loss Factor		cm	deg																																												
1 2483.52 39.67 54.00 -14.33	37.10	30.70	5.46	33.59	200	127	AVERAGE																																											
Limit Margin	Read	Ant	Cable	Preamp	APos	TPos	Remark																																											
Freq Level Line (dB)	Level Factor	Loss Factor	Loss Factor		cm	deg																																												
1 2480.00 94.07 -	91.50	30.70	5.46	33.59	200	127	AVERAGE																																											



Mode	75																																																																																																																	
	Harmonic																																																																																																																	
	U-NII-1_5.15-5.25_802.11ac VHT40_CH38_5190MHz+LTE B48 Link+ Bluetooth-LE_GSKF_CH39_2480MHz																																																																																																																	
ANT	5																																																																																																																	
Pol.	Horizontal	Vertical																																																																																																																
Peak Avg	<table border="1"> <thead> <tr> <th>Limit</th> <th>Read</th> <th>Ant</th> <th>Cable</th> <th>Preamp</th> <th>APos</th> <th>TPos</th> <th>Remark</th> </tr> <tr> <th>Freq Level Line Margin Level Factor Loss Factor</th> <th></th> <th></th> <th></th> <th></th> <th></th> <th></th> <th></th> </tr> <tr> <th>MHz dBuV/m dBuV/m dB dB dB/m dB dB cm deg</th> <th></th> <th></th> <th></th> <th></th> <th></th> <th></th> <th></th> </tr> </thead> <tbody> <tr> <td>1 4960.00 52.13 74.00 -21.87 40.28 36.10 8.46 32.71</td> <td>---</td> <td>---</td> <td>---</td> <td>---</td> <td>---</td> <td>---</td> <td>Peak</td> </tr> <tr> <td>2 7440.00 43.06 74.00 -30.94 29.59 36.82 10.17 33.52</td> <td>---</td> <td>---</td> <td>---</td> <td>---</td> <td>---</td> <td>---</td> <td>Peak</td> </tr> <tr> <td>3 10380.00 47.29 68.30 -21.01 29.56 38.75 12.08 33.10</td> <td>---</td> <td>---</td> <td>---</td> <td>---</td> <td>---</td> <td>---</td> <td>Peak</td> </tr> <tr> <td>4 15570.00 50.21 74.00 -23.79 28.86 40.76 14.60 34.01</td> <td>---</td> <td>---</td> <td>---</td> <td>---</td> <td>---</td> <td>---</td> <td>Peak</td> </tr> </tbody> </table>	Limit	Read	Ant	Cable	Preamp	APos	TPos	Remark	Freq Level Line Margin Level Factor Loss Factor								MHz dBuV/m dBuV/m dB dB dB/m dB dB cm deg								1 4960.00 52.13 74.00 -21.87 40.28 36.10 8.46 32.71	---	---	---	---	---	---	Peak	2 7440.00 43.06 74.00 -30.94 29.59 36.82 10.17 33.52	---	---	---	---	---	---	Peak	3 10380.00 47.29 68.30 -21.01 29.56 38.75 12.08 33.10	---	---	---	---	---	---	Peak	4 15570.00 50.21 74.00 -23.79 28.86 40.76 14.60 34.01	---	---	---	---	---	---	Peak	<table border="1"> <thead> <tr> <th>Limit</th> <th>Read</th> <th>Ant</th> <th>Cable</th> <th>Preamp</th> <th>APos</th> <th>TPos</th> <th>Remark</th> </tr> <tr> <th>Freq Level Line Margin Level Factor Loss Factor</th> <th></th> <th></th> <th></th> <th></th> <th></th> <th></th> <th></th> </tr> <tr> <th>MHz dBuV/m dBuV/m dB dB dB/m dB dB cm deg</th> <th></th> <th></th> <th></th> <th></th> <th></th> <th></th> <th></th> </tr> </thead> <tbody> <tr> <td>1 4960.00 50.38 74.00 -23.62 38.53 36.10 8.46 32.71</td> <td>---</td> <td>---</td> <td>---</td> <td>---</td> <td>---</td> <td>---</td> <td>Peak</td> </tr> <tr> <td>2 7440.00 43.37 74.00 -30.63 29.90 36.82 10.17 33.52</td> <td>---</td> <td>---</td> <td>---</td> <td>---</td> <td>---</td> <td>---</td> <td>Peak</td> </tr> <tr> <td>3 10380.00 48.47 68.30 -19.83 30.74 38.75 12.08 33.10</td> <td>---</td> <td>---</td> <td>---</td> <td>---</td> <td>---</td> <td>---</td> <td>Peak</td> </tr> <tr> <td>4 15570.00 50.04 74.00 -23.96 28.69 40.76 14.60 34.01</td> <td>---</td> <td>---</td> <td>---</td> <td>---</td> <td>---</td> <td>---</td> <td>Peak</td> </tr> </tbody> </table>	Limit	Read	Ant	Cable	Preamp	APos	TPos	Remark	Freq Level Line Margin Level Factor Loss Factor								MHz dBuV/m dBuV/m dB dB dB/m dB dB cm deg								1 4960.00 50.38 74.00 -23.62 38.53 36.10 8.46 32.71	---	---	---	---	---	---	Peak	2 7440.00 43.37 74.00 -30.63 29.90 36.82 10.17 33.52	---	---	---	---	---	---	Peak	3 10380.00 48.47 68.30 -19.83 30.74 38.75 12.08 33.10	---	---	---	---	---	---	Peak	4 15570.00 50.04 74.00 -23.96 28.69 40.76 14.60 34.01	---	---	---	---	---	---	Peak
	Limit	Read	Ant	Cable	Preamp	APos	TPos	Remark																																																																																																										
Freq Level Line Margin Level Factor Loss Factor																																																																																																																		
MHz dBuV/m dBuV/m dB dB dB/m dB dB cm deg																																																																																																																		
1 4960.00 52.13 74.00 -21.87 40.28 36.10 8.46 32.71	---	---	---	---	---	---	Peak																																																																																																											
2 7440.00 43.06 74.00 -30.94 29.59 36.82 10.17 33.52	---	---	---	---	---	---	Peak																																																																																																											
3 10380.00 47.29 68.30 -21.01 29.56 38.75 12.08 33.10	---	---	---	---	---	---	Peak																																																																																																											
4 15570.00 50.21 74.00 -23.79 28.86 40.76 14.60 34.01	---	---	---	---	---	---	Peak																																																																																																											
Limit	Read	Ant	Cable	Preamp	APos	TPos	Remark																																																																																																											
Freq Level Line Margin Level Factor Loss Factor																																																																																																																		
MHz dBuV/m dBuV/m dB dB dB/m dB dB cm deg																																																																																																																		
1 4960.00 50.38 74.00 -23.62 38.53 36.10 8.46 32.71	---	---	---	---	---	---	Peak																																																																																																											
2 7440.00 43.37 74.00 -30.63 29.90 36.82 10.17 33.52	---	---	---	---	---	---	Peak																																																																																																											
3 10380.00 48.47 68.30 -19.83 30.74 38.75 12.08 33.10	---	---	---	---	---	---	Peak																																																																																																											
4 15570.00 50.04 74.00 -23.96 28.69 40.76 14.60 34.01	---	---	---	---	---	---	Peak																																																																																																											

Note: the three highest signals over limit are Bluetooth / WIFI 5G / LTE B48 co-location fundamental signals.

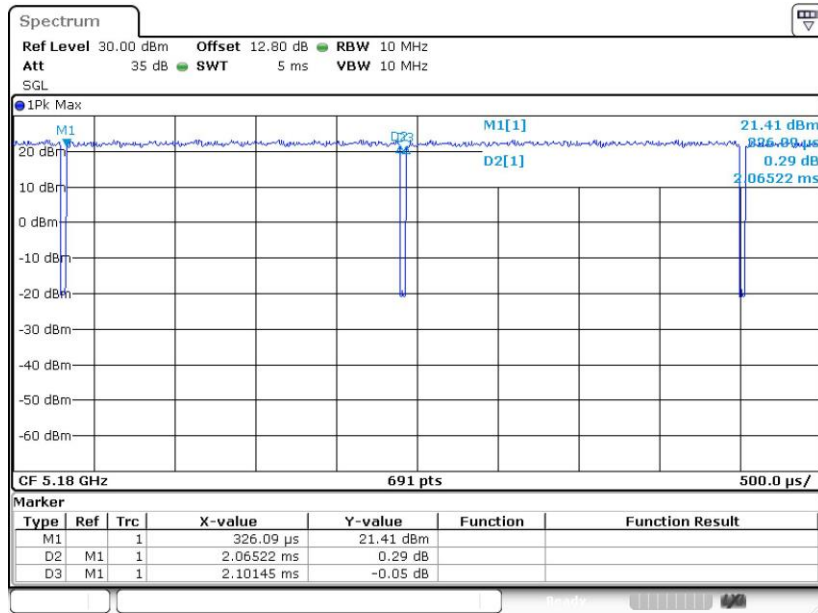


Appendix D. Duty Cycle Plots

Antenna	Band	Duty Cycle(%)	T(ms)	1/T(kHz)	VBW Setting
Ant. 5	802.11a	98.28	-	--	10Hz
Ant. 8		98.28	-	--	10Hz
Ant. 5	802.11ac VHT20	97.79	1.928	0.519	1KHz
Ant. 8		98.16	-	--	10Hz
Ant. 5	802.11ac VHT40	96.32	0.949	1.053	3KHz
Ant. 8		96.33	0.952	1.050	3KHz
Ant. 5	802.11ac VHT80	93.04	0.465	2.150	3KHz
Ant. 8		91.98	0.465	2.150	3KHz

<Ant. 5>:

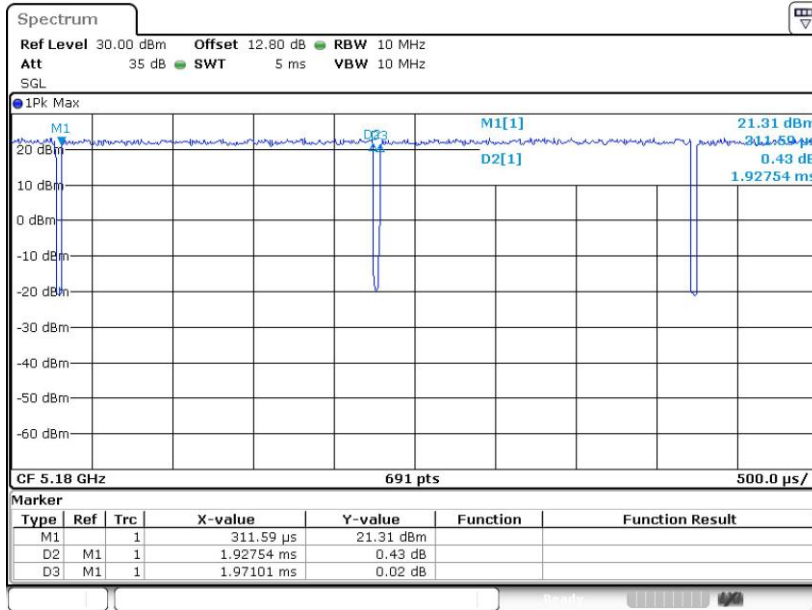
802.11a



Date: 20.DEC.2023 03:42:04

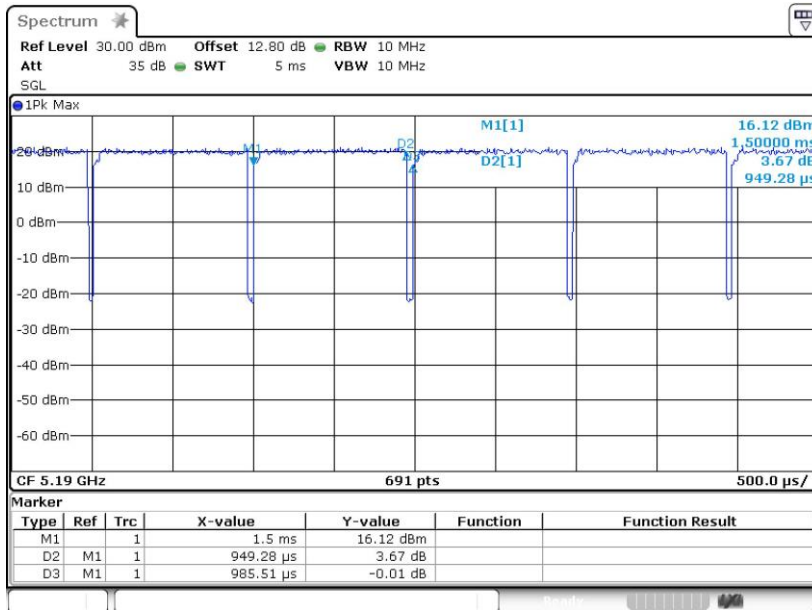


802.11 ac VHT20



Date: 20.DEC.2023 03:52:36

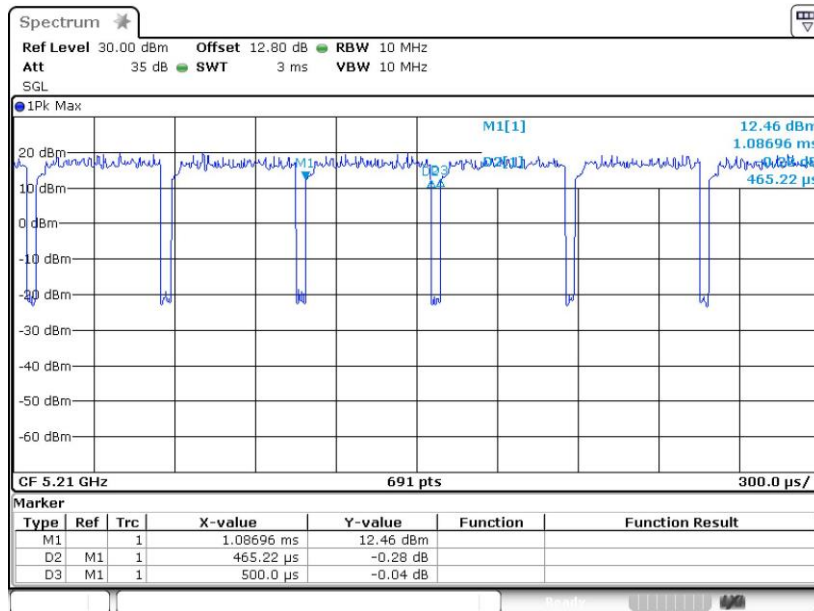
802.11 ac VHT40



Date: 20.DEC.2023 03:53:22



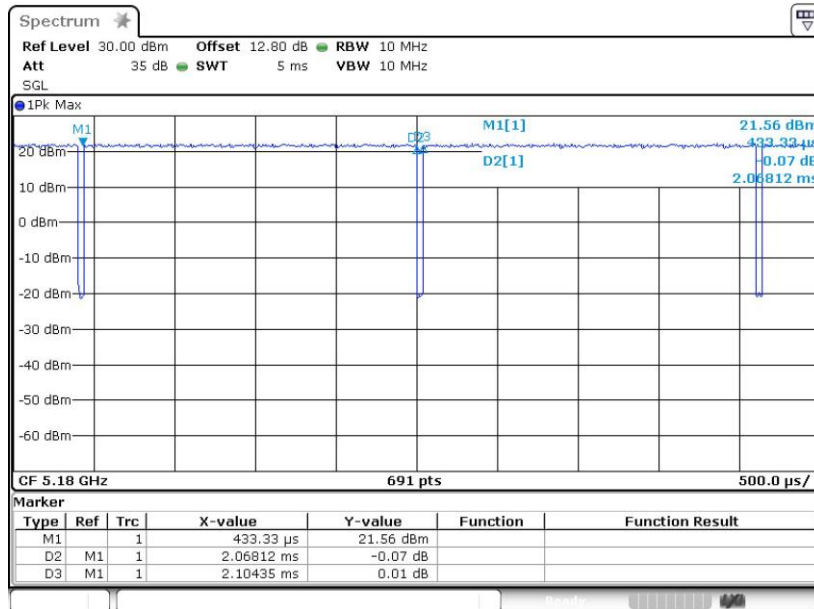
802.11 ac VHT80



Date: 20.DEC.2023 03:58:20

<Ant. 8>:

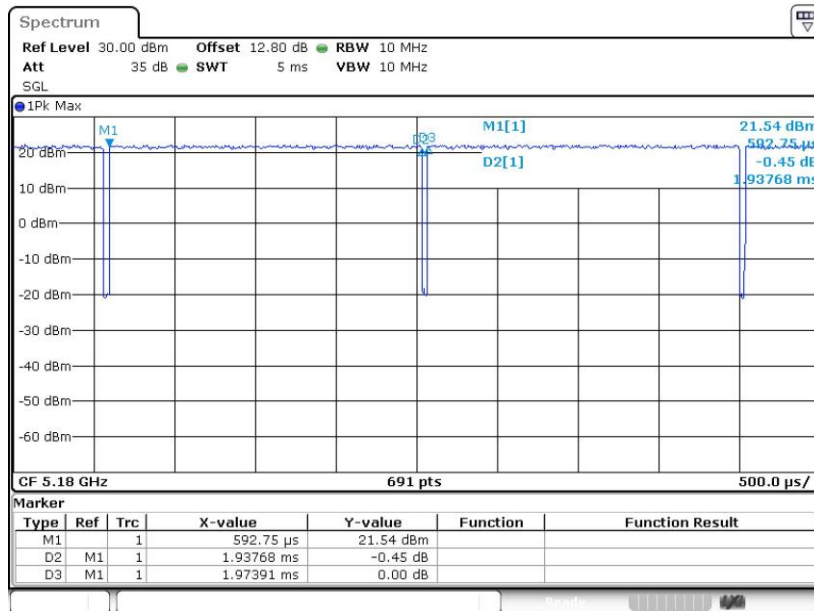
802.11a



Date: 20.DEC.2023 02:33:20

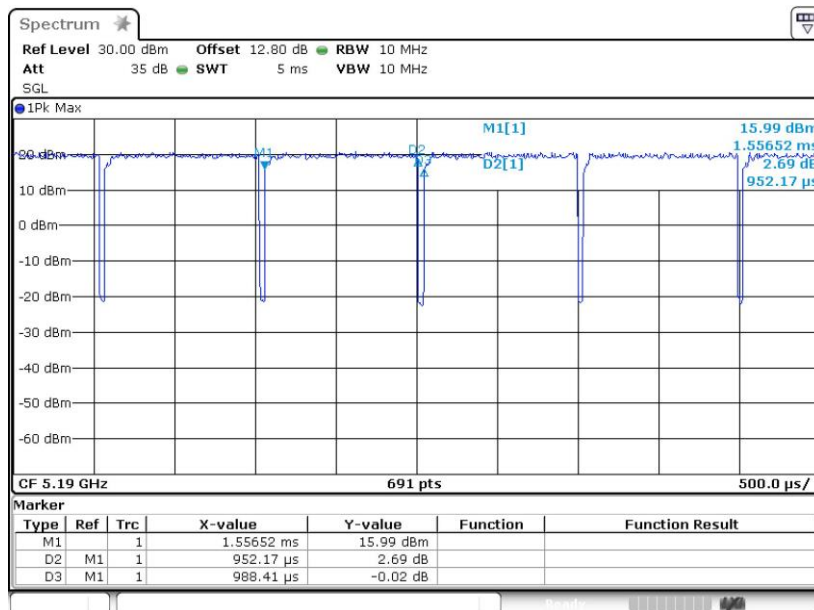


802.11 ac VHT20



Date: 20.DEC.2023 02:44:10

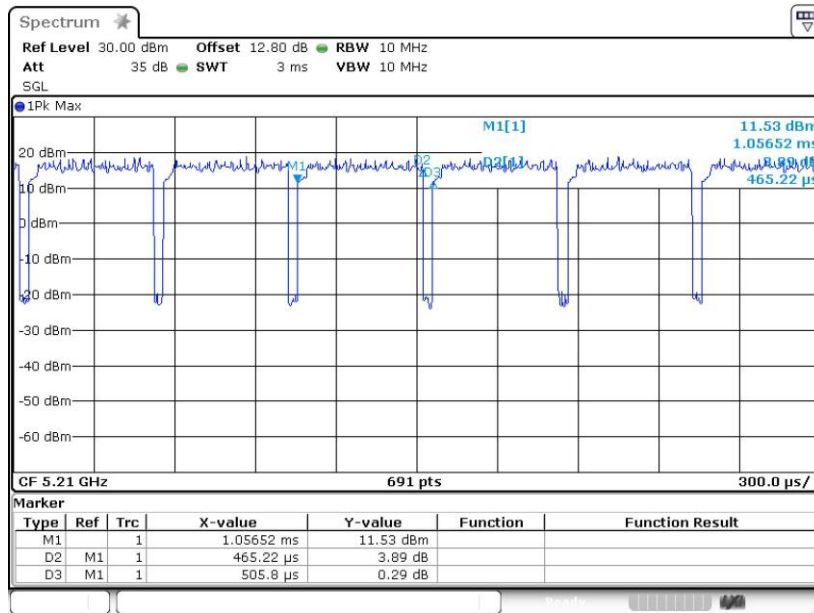
802.11 ac VHT40



Date: 20.DEC.2023 02:48:16



802.11 ac VHT80



Date: 20.DEC.2023 02:52:41