



FCC RF Test Report

APPLICANT : Motorola Mobility LLC
EQUIPMENT : Mobile Cellular Phone
BRAND NAME : Motorola
MODEL NAME : XT2417-1, XT2417-2, XT2417-4, XT2417D
FCC ID : IHDT56AQ3
STANDARD : 47 CFR Part 2, 22(H), 24(E), 27(L), 27(H), 27(F),
27(D), 90(R)
CLASSIFICATION : PCS Licensed Transmitter Held to Ear (PCE)
TEST DATE(S) : Dec. 23, 2022

We, Sporton International Inc. (KunShan), would like to declare that the tested sample has been evaluated in accordance with the procedures given in ANSI C63.26-2015 and shown compliance with the applicable technical standards.

The test results in this report apply exclusively to the tested model / sample. Without written approval of Sporton International Inc. (KunShan), the test report shall not be reproduced except in full.

Jason Jia

Approved by: Jason Jia



Sporton International Inc. (Kunshan)

**No. 1098, Pengxi North Road, Kunshan Economic Development Zone Jiangsu Province 215300
People's Republic of China**



TABLE OF CONTENTS

REVISION HISTORY...3
SUMMARY OF TEST RESULT...4
1 GENERAL DESCRIPTION...5
1.1 Applicant...5
1.2 Manufacturer...5
1.3 Product Feature of Equipment Under Test...5
1.4 Product Specification of Equipment Under Test...6
1.5 Modification of EUT...6
1.6 Specification of Accessory...6
1.7 Testing Location...7
1.8 Test Software...7
1.9 Applicable Standards...7
2 TEST CONFIGURATION OF EQUIPMENT UNDER TEST...8
2.1 Test Mode...8
2.2 Connection Diagram of Test System...9
2.3 Support Unit used in test configuration and system...9
2.4 Frequency List of Low/Middle/High Channels...10
3 RADIATED TEST ITEMS...13
3.1 Measuring Instruments...13
3.2 Test Setup...13
3.3 Test Result of Radiated Test...14
3.4 Radiated Spurious Emission...15
4 LIST OF MEASURING EQUIPMENT...17
5 MEASUREMENT UNCERTAINTY...18
APPENDIX A. TEST RESULTS OF RADIATED TEST
APPENDIX B. TEST SETUP PHOTOGRAPHS



REVISION HISTORY

REPORT NO.	VERSION	DESCRIPTION	ISSUED DATE
FG3O1303I	Rev. 01	Initial issue of report	Nov. 30, 2023



SUMMARY OF TEST RESULT

Report Section	FCC Rule	Description	Limit	Result	Remark
3.4	§2.1053 §22.917(a) §24.238(a) §27.53(c)(2) §27.53(f) §27.53(g) §27.53(h) §90.543 (e)(3) §90.543 (f)	Radiated Spurious Emission (Band 2) (Band 4) (Band 5) (Band 12) (Band 13)(Band 66) (Band 14)	$< 43+10\log_{10}(P[\text{Watts}])$	PASS	Under limit 3.36 dB at 6912.00 MHz
	§2.1053 §27.53 (a)(4)	Radiated Spurious Emission (Band 30)	$< 70+10\log_{10}(P[\text{Watts}])$		

Remark: Only RSE item is assessed for LTE Inter band CA to verify inter-modulation, all the other test items of inter band CA were cover by LTE single carrier due to the CA power is reduced according to 3GPP MPR.

Conformity Assessment Condition:

- The test results (PASS/FAIL) with all measurement uncertainty excluded are presented against the regulation limits or in accordance with the requirements stipulated by the applicant/manufacture who shall bear all the risks of non-compliance that may potentially occur if measurement uncertainty is taken into account.
- The measurement uncertainty please refer to each test result in the section "Measurement Uncertainty"

Disclaimer:

The product specifications of the EUT presented in the test report that may affect the test assessments are declared by the manufacturer who shall take full responsibility for the authenticity.



1 General Description

1.1 Applicant

Motorola Mobility LLC
222 W,Merchandise Mart Plaza, Chicago IL 60654 USA

1.2 Manufacturer

Motorola Mobility LLC
222 W,Merchandise Mart Plaza, Chicago IL 60654 USA

1.3 Product Feature of Equipment Under Test

Product Feature	
Equipment	Mobile Cellular Phone
Brand Name	Motorola
Model Name	XT2417-1, XT2417-2, XT2417-4, XT2417D
FCC ID	IHDT56AQ3
IMEI Code	Radiation: 350212100017653/350212100017661
HW Version	DVT2
SW Version	U1UFN34.35
EUT Stage	Identical Prototype

Remark:

1. The above EUT's information was declared by manufacturer. Please refer to the specifications or user's manual for more detailed description.
2. The four different model names are only for market segment, no other difference.



1.4 Product Specification of Equipment Under Test

Standards-related Product Specification						
Tx Frequency	LTE Band 2 : 1850 MHz ~ 1910 MHz					
	LTE Band 4 : 1710 MHz ~ 1755 MHz					
	LTE Band 5 : 824 MHz ~ 849 MHz					
	LTE Band 12 : 699 MHz ~ 716 MHz					
	LTE Band 13 : 777 MHz ~ 787 MHz					
	LTE Band 14 : 788 MHz ~ 798 MHz					
	LTE Band 30 : 2305 MHz ~ 2315 MHz					
	LTE Band 66 : 1710 MHz ~ 1780 MHz					
Rx Frequency	LTE Band 2 : 1930 MHz ~ 1990 MHz					
	LTE Band 4 : 2110 MHz ~ 2155 MHz					
	LTE Band 5 : 869 MHz ~ 894 MHz					
	LTE Band 12 : 729 MHz ~ 746 MHz					
	LTE Band 13 : 746 MHz ~ 756 MHz					
	LTE Band 14 : 758 MHz ~ 768 MHz					
	LTE Band 30 : 2350 MHz ~ 2360 MHz					
	LTE Band 66 : 2110 MHz~ 2200 MHz					
Uplink CA Bands	2A-4A	4A-5A	5A-30A	12A-30A	13A-66A	14A-30A
	2A-5A	4A-12A	5A-66A	12A-66A		
	2A-12A	4A-13A				
	2A-13A					
	2A-66A					
	Type of Modulation					
QPSK / 16QAM / 64QAM / 256QAM						

1.5 Modification of EUT

No modifications are made to the EUT during all test items.

1.6 Specification of Accessory

Specification of Accessory				
AC Adapter 1	Brand Name	Motorola(AOHAI)	Model Name	MC-101
AC Adapter 2	Brand Name	Motorola (Salcomp)	Model Name	MC-101
AC Adapter 3	Brand Name	Motorola(Chenyang)	Model Name	MC-101
Battery 1	Brand Name	Motorola (ATL)	Model Name	QF50
Battery 2	Brand Name	Motorola (Sunwoda)	Model Name	QF50
USB Cable 1	Brand Name	HE XIN	Model Name	HX-HQ-05
USB Cable 2	Brand Name	SAI BAO	Model Name	SHQ-A174
Earphone	Brand Name	Newleader	Model Name	EM313A-19SF



1.7 Testing Location

Sporton International Inc. (Kunshan) is accredited to ISO/IEC 17025:2017 by American Association for Laboratory Accreditation with Certificate Number 5145.02.

Test Firm	Sporton International Inc. (Kunshan)		
Test Site Location	No. 1098, Pengxi North Road, Kunshan Economic Development Zone Jiangsu Province 215300 People's Republic of China TEL : +86-512-57900158		
Test Site No.	Sporton Site No.	FCC Designation No.	FCC Test Firm Registration No.
	03CH03-KS 03CH04-KS	CN1257	314309

1.8 Test Software

Item	Site	Manufacture	Name	Version
1.	03CH03-KS	AUDIX	E3	210616
2.	03CH04-KS	AUDIX	E3	210616

1.9 Applicable Standards

According to the specifications of the manufacturer, the EUT must comply with the requirements of the following standards:

- 47 CFR Part 2, 22(H), 24(E), 27(L), 27(H), 27(F), 27(D), 90(R)
- ANSI C63.26-2015
- FCC KDB 971168 D01 Power Meas License Digital Systems v03r01
- FCC KDB 412172 D01 Determining ERP and EIRP v01r01

Remark:

1. All test items were verified and recorded according to the standards and without any deviation during the test.
2. This EUT has also been tested and complied with the requirements of FCC Part 15, Subpart B, recorded in a separate test report.



2 Test Configuration of Equipment Under Test

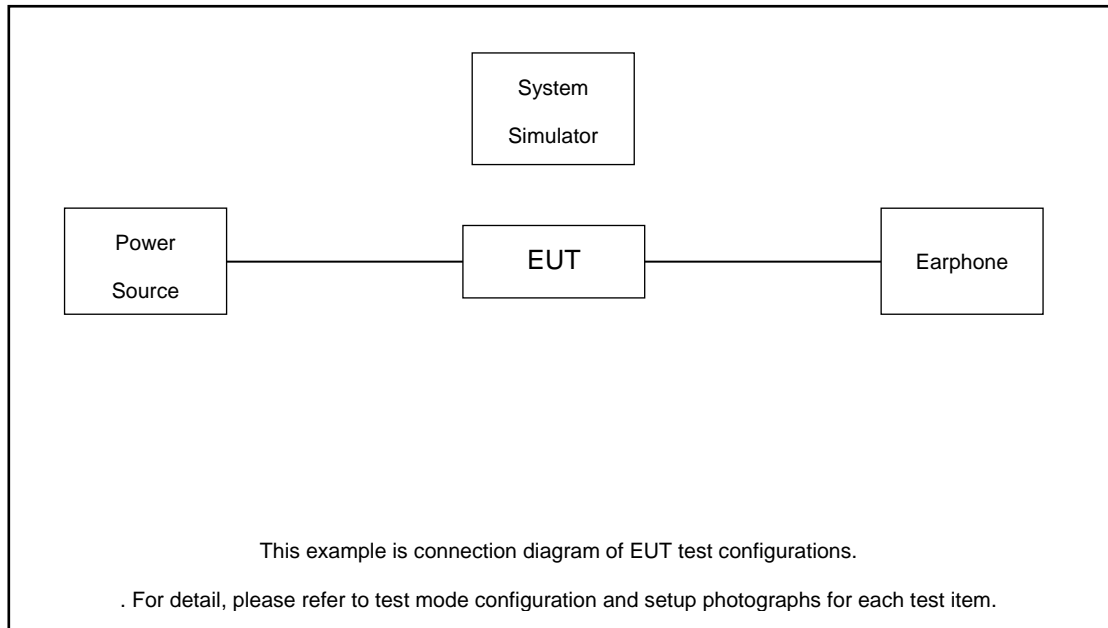
2.1 Test Mode

Antenna port conducted and radiated test items listed below are performed according to KDB 971168 D01 Power Meas License Digital Systems v03r01 with maximum output power.

Radiated measurements are performed by rotating the EUT in three different orthogonal test planes to find the maximum emission. (X/Y-Plane)

Test Items	Band	Bandwidth (MHz)						Modulation				RB #			Test Channel		
		1.4	3	5	10	15	20	QPSK	16QAM	64QAM	256QAM	1	Half	Full	L	M	H
Radiated Spurious Emission	2A-4A	Worst Case										v	v	v			
	2A-5A	Worst Case										v	v	v			
	2A-12A	Worst Case										v	v	v			
	2A-13A	Worst Case										v	v	v			
	2A-66A	Worst Case										v	v	v			
	4A-5A	Worst Case										v	v	v			
	4A-12A	Worst Case										v	v	v			
	4A-13A	Worst Case										v	v	v			
	5A-30A	Worst Case										v	v	v			
	5A-66A	Worst Case										v	v	v			
	12A-30A	Worst Case										v	v	v			
	12A-66A	Worst Case										v	v	v			
	13A-66A	Worst Case										v	v	v			
	14A-30A	Worst Case										v	v	v			
Note	1. The mark "v" means that this configuration is chosen for testing 2. The mark "-" means that this bandwidth is not supported. 3. The device is investigated from 30MHz to 10 times of fundamental signal for radiated spurious emission test under different RB size/offset and modulations in exploratory test. Subsequently, only the worst case emissions are reported.																

2.2 Connection Diagram of Test System



2.3 Support Unit used in test configuration and system

Item	Equipment	Trade Name	Model No.	FCC ID	Data Cable	Power Cord
1.	LTE Base Station	Anritsu	MT8821C	N/A	N/A	Unshielded, 1.8 m



2.4 Frequency List of Low/Middle/High Channels

LTE Band 2 Channel and Frequency List				
BW [MHz]	Channel/Frequency(MHz)	Lowest	Middle	Highest
20	Channel	18700	18900	19100
	Frequency	1860	1880	1900
15	Channel	18675	18900	19125
	Frequency	1857.5	1880	1902.5
10	Channel	18650	18900	19150
	Frequency	1855	1880	1905
5	Channel	18625	18900	19175
	Frequency	1852.5	1880	1907.5
3	Channel	18615	18900	19185
	Frequency	1851.5	1880	1908.5
1.4	Channel	18607	18900	19193
	Frequency	1850.7	1880	1909.3

LTE Band 4 Channel and Frequency List				
BW [MHz]	Channel/Frequency(MHz)	Lowest	Middle	Highest
20	Channel	20050	20175	20300
	Frequency	1720	1732.5	1745
15	Channel	20025	20175	20325
	Frequency	1717.5	1732.5	1747.5
10	Channel	20000	20175	20350
	Frequency	1715	1732.5	1750
5	Channel	19975	20175	20375
	Frequency	1712.5	1732.5	1752.5
3	Channel	19965	20175	20385
	Frequency	1711.5	1732.5	1753.5
1.4	Channel	19957	20175	20393
	Frequency	1710.7	1732.5	1754.3



LTE Band 5 Channel and Frequency List				
BW [MHz]	Channel/Frequency(MHz)	Lowest	Middle	Highest
10	Channel	20450	20525	20600
	Frequency	829	836.5	844
5	Channel	20425	20525	20625
	Frequency	826.5	836.5	846.5
3	Channel	20415	20525	20635
	Frequency	825.5	836.5	847.5
1.4	Channel	20407	20525	20643
	Frequency	824.7	836.5	848.3

LTE Band 12 Channel and Frequency List				
BW [MHz]	Channel/Frequency(MHz)	Lowest	Middle	Highest
10	Channel	23060	23095	23130
	Frequency	704	707.5	711
5	Channel	23035	23095	23155
	Frequency	701.5	707.5	713.5
3	Channel	23025	23095	23165
	Frequency	700.5	707.5	714.5
1.4	Channel	23017	23095	23173
	Frequency	699.7	707.5	715.3

LTE Band 13 Channel and Frequency List				
BW [MHz]	Channel/Frequency(MHz)	Lowest	Middle	Highest
10	Channel	-	23230	-
	Frequency	-	782	-
5	Channel	23205	23230	23255
	Frequency	779.5	782	784.5

LTE Band 14 Channel and Frequency List				
BW [MHz]	Channel/Frequency(MHz)	Lowest	Middle	Highest
10	Channel	-	23330	-
	Frequency	-	793	-
5	Channel	23305	23330	23355
	Frequency	790.5	793	795.5



LTE Band 30 Channel and Frequency List				
BW [MHz]	Channel/Frequency(MHz)	Lowest	Middle	Highest
10	Channel	-	27710	-
	Frequency	-	2310	-
5	Channel	27685	27710	27735
	Frequency	2307.5	2310	2312.5

LTE Band 66 Channel and Frequency List				
BW [MHz]	Channel/Frequency(MHz)	Lowest	Middle	Highest
20	Channel	132072	132322	132572
	Frequency	1720	1745	1770
15	Channel	132047	132322	132597
	Frequency	1717.5	1745	1772.5
10	Channel	132022	132322	132622
	Frequency	1715	1745	1775
5	Channel	131997	132322	132647
	Frequency	1712.5	1745	1777.5
3	Channel	131987	132322	132657
	Frequency	1711.5	1745	1778.5
1.4	Channel	131979	132322	132665
	Frequency	1710.7	1745	1779.3

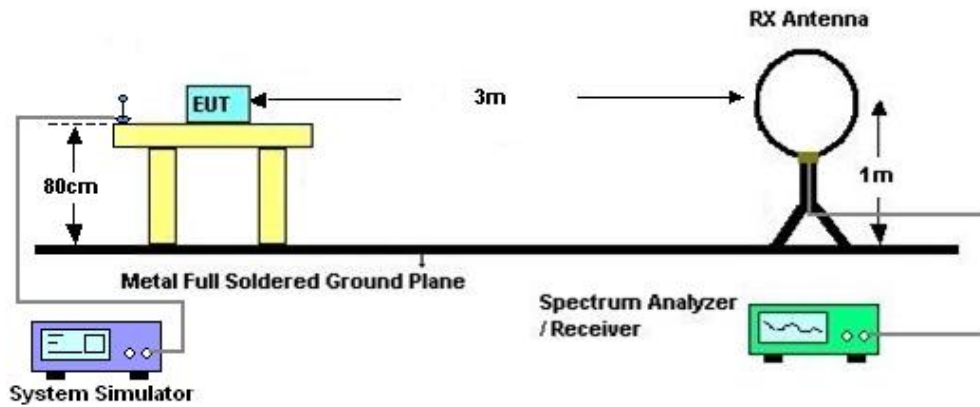
3 Radiated Test Items

3.1 Measuring Instruments

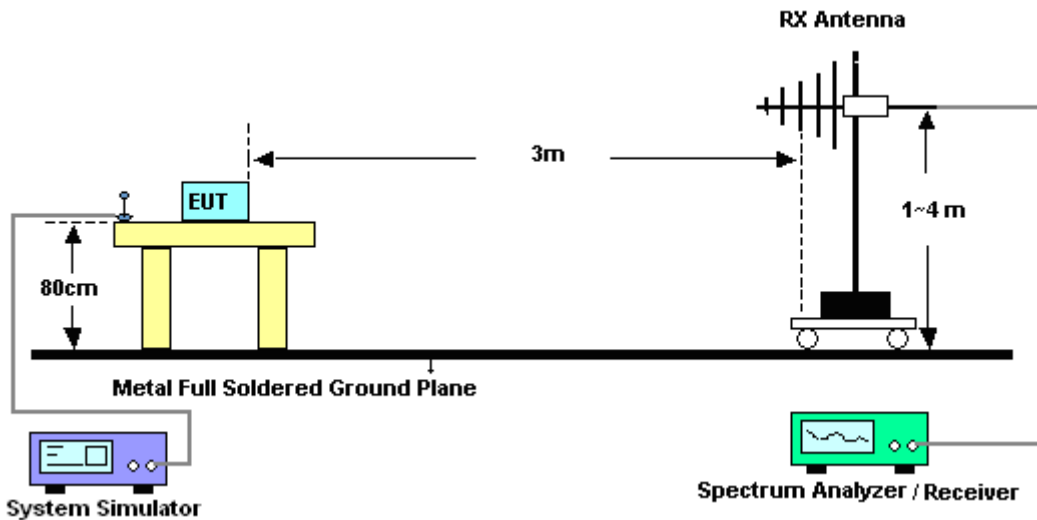
See list of measuring instruments of this test report.

3.2 Test Setup

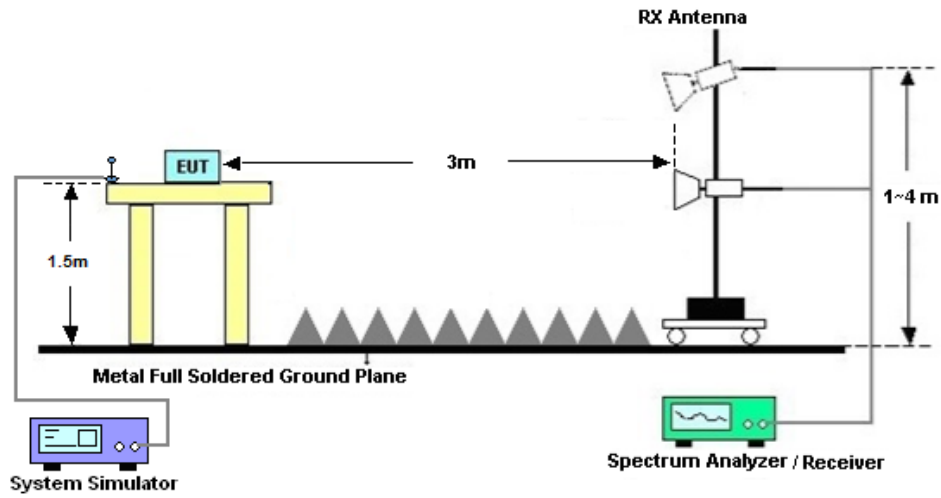
3.2.1 For radiated test below 30MHz



3.2.2 For radiated test from 30MHz to 1GHz



3.2.3 For radiated test above 1GHz



3.3 Test Result of Radiated Test

The low frequency, which started from 9 kHz to 30MHz, was pre-scanned and the result which was 20dB lower than the limit line was not reported.

Please refer to Appendix A.



3.4 Radiated Spurious Emission

3.4.1 Description of Radiated Spurious Emission

The radiated spurious emission was measured by substitution method according to ANSI C63.26.

For LTE Band 2, 4, 5, 12 , 66

The power of any emission outside of the authorized operating frequency ranges must be attenuated below the transmitter power (P) by a factor of at least $43 + 10 \log (P)$ dB.

For LTE Band 13

For operations in the 746-758 MHz, 775-788 MHz, and 805-806 MHz bands, emissions in the band 1559-1610 MHz shall be limited to -70 dBW/MHz equivalent isotropically radiated power (EIRP) for wideband signals, and -80 dBW EIRP for discrete emissions of less than 700 Hz bandwidth.

For LTE Band 14

For operations in the 758-775 MHz and 788-805 MHz bands, all emissions including harmonics in the band 1559–1610 MHz shall be limited to -70 dBW/MHz equivalent isotropically radiated power (EIRP) for wideband signals, and -80 dBW EIRP for discrete emissions of less than 700 Hz bandwidth.

For LTE Band 30

The radiated spurious emission was measured by substitution method according to ANSI/TIA-603-E. The power of any emission outside of the authorized operating frequency ranges must be attenuated below the transmitter power (P) by a factor of at least $70 + 10 \log (P)$ dB.

The spectrum is scanned from 30 MHz up to a frequency including its 10th harmonic.



3.4.2 Test Procedures

1. The testing follows ANSI C63.26 Section 5.5
2. The EUT was placed on a turntable with 0.8 meter height for frequency below 1GHz and 1.5 meter height for frequency above 1GHz respectively above ground.
3. The EUT was set 3 meters from the receiving antenna mounted on the antenna tower.
4. The table was rotated 360 degrees to determine the position of the highest spurious emission.
5. The height of the receiving antenna is varied between 1m to 4m to search the maximum spurious emission for both horizontal and vertical polarizations.
6. During the measurement, the system simulator parameters were set to force the EUT transmitting at maximum output power.
7. Make the measurement with the spectrum analyzer's RBW = 1MHz, VBW = 3MHz, taking the record of maximum spurious emission.
8. A horn antenna was substituted in place of the EUT and was driven by a signal generator.
9. Tune the output power of signal generator to the same emission level with EUT maximum spurious emission.
10. $EIRP (dBm) = S.G. Power - Tx Cable Loss + Tx Antenna Gain$
11. $ERP (dBm) = EIRP - 2.15$
12. The RF fundamental frequency should be excluded against the limit line in the operating frequency band.

For Band 2, 4, 5, 12, 13, 14, 66:

The limit line is derived from $43 + 10\log(P)$ dB below the transmitter power P(Watts)
 $= P(W) - [43 + 10\log(P)] (dB)$
 $= [30 + 10\log(P)] (dBm) - [43 + 10\log(P)] (dB)$
 $= -13dBm.$

For Band 30:

The limit line is derived from $70 + 10\log(P)$ dB below the transmitter power P(Watts)
 $= P(W) - [70 + 10\log(P)] (dB)$
 $= [30 + 10\log(P)] (dBm) - [70 + 10\log(P)] (dB)$
 $= -40dBm.$



4 List of Measuring Equipment

Instrument	Manufacturer	Model No.	Serial No.	Characteristics	Calibration Date	Test Date	Due Date	Remark
EMI Test Receiver	Keysight	N9038A	MY56400004	3Hz~8.5GHz;Max 30dBm	Oct. 10, 2023	Nov. 23, 2023	Oct. 09, 2024	Radiation (03CH03-KS)
EXA Spectrum Analyzer	Keysight	N9010A	MY55150244	10Hz-44GHz	May 15, 2023	Nov. 23, 2023	May 14, 2024	Radiation (03CH03-KS)
Loop Antenna	R&S	HFH2-Z2	100321	9kHz~30MHz	Oct. 10, 2023	Nov. 23, 2023	Oct. 09, 2024	Radiation (03CH03-KS)
Bilog Antenna	TeseQ	CBL6112D	23182	30MHz-1GHz	Dec. 23, 2022	Nov. 23, 2023	Dec. 22, 2023	Radiation (03CH03-KS)
Double Ridge Horn Antenna	ETS-Lindgren	3117	75957	1GHz~18GHz	Oct. 23, 2023	Nov. 23, 2023	Oct. 22, 2024	Radiation (03CH03-KS)
SHF-EHF Horn	com-power	AH-840	101116	18GHz~40GHz	Oct. 10, 2023	Nov. 23, 2023	Oct. 09, 2024	Radiation (03CH03-KS)
Amplifier	SONOMA	310N	413740	30MHz ~1000MHz	Jan. 05, 2023	Nov. 23, 2023	Jan. 04, 2024	Radiation (03CH03-KS)
Amplifier	EM	EM18G40G A	060851	18~40GHz	Jan. 05, 2023	Nov. 23, 2023	Jan. 04, 2024	Radiation (03CH03-KS)
high gain Amplifier	MITEQ	AMF-7D-00 101800-30-1 0P	2082394	1Ghz-18Ghz	Jan. 05, 2023	Nov. 23, 2023	Jan. 04, 2024	Radiation (03CH03-KS)
Amplifier	Keysight	83017A	MY53270319	1GHz~26.5GHz	Oct. 10, 2023	Nov. 23, 2023	Oct. 09, 2024	Radiation (03CH03-KS)
AC Power Source	Chroma	61601	F104090004	N/A	NCR	Nov. 23, 2023	NCR	Radiation (03CH03-KS)
Turn Table	ChamPro	EM 1000-T	060762-T	0~360 degree	NCR	Nov. 23, 2023	NCR	Radiation (03CH03-KS)
Antenna Mast	ChamPro	EM 1000-A	060762-A	1 m~4 m	NCR	Nov. 23, 2023	NCR	Radiation (03CH03-KS)
EXA Spectrum Analyzer	Keysight	N9010B	MY57471079	10Hz-44G,MAX 30dB	Oct. 10, 2023	Nov. 23, 2023	Oct. 09, 2024	Radiation (03CH04-KS)
Loop Antenna	R&S	HFH2-Z2E	101125	9kHz~30MHz	Sep. 11 2023	Nov. 23, 2023	Sep. 10, 2024	Radiation (03CH04-KS)
Bilog Antenna	TeseQ	CBL6111D	49922	30MHz-1GHz	Apr. 09, 2023	Nov. 23, 2023	Apr. 08, 2024	Radiation (03CH04-KS)
Horn Antenna	Schwarzbeck	BBHA9120D	1284	1GHz~18GHz	Oct. 10, 2023	Nov. 23, 2023	Oct. 09, 2024	Radiation (03CH04-KS)
SHF-EHF Horn	Com-power	AH-840	101070	18GHz~40GHz	Jan. 08, 2023	Nov. 23, 2023	Jan. 07, 2024	Radiation (03CH04-KS)
Amplifier	SONOMA	310N	380827	9KHz-1GHz	Jul. 06, 2023	Nov. 23, 2023	Jul. 05, 2024	Radiation (03CH04-KS)
Amplifier	MITEQ	EM18G40G GA	060728	18~40GHz	Jan. 05, 2023	Nov. 23, 2023	Jan. 04, 2024	Radiation (03CH04-KS)
high gain Amplifier	EM	EM01G18G A	060840	1Ghz-18Ghz	Oct. 10, 2023	Nov. 23, 2023	Oct. 09, 2024	Radiation (03CH04-KS)
Amplifier	Agilent	8449B	3008A02370	1Ghz-18Ghz	Oct. 10, 2023	Nov. 23, 2023	Oct. 09, 2024	Radiation (03CH04-KS)
AC Power Source	Chroma	61601	F104090004	N/A	NCR	Nov. 23, 2023	NCR	Radiation (03CH04-KS)
Turn Table	ChamPro	EM 1000-T	060762-T	0~360 degree	NCR	Nov. 23, 2023	NCR	Radiation (03CH04-KS)
Antenna Mast	ChamPro	EM 1000-A	060762-A	1 m~4 m	NCR	Nov. 23, 2023	NCR	Radiation (03CH04-KS)

NCR: No Calibration Required



5 Measurement Uncertainty

The measurement uncertainties shown below were calculated in accordance with the requirements of ANSI 63.26-2015. All the measurement uncertainty value were shown with a coverage K=2 to indicate 95% level of confidence. The measurement data show herein meets or exceeds the CISPR measurement uncertainty values specified in CISPR 16-4-2 and can be compared directly to specified limit to determine compliance.

03CH03-KS

Uncertainty of Radiated Emission Measurement (9 KHz ~ 30 MHz)

Measuring Uncertainty for a Level of Confidence of 95% (U = 2Uc(y))	3.76 dB
---	---------

Uncertainty of Radiated Emission Measurement (30 MHz ~ 1000 MHz)

Measuring Uncertainty for a Level of Confidence of 95% (U = 2Uc(y))	3.65 dB
---	---------

Uncertainty of Radiated Emission Measurement (1 GHz ~ 40 GHz)

Measuring Uncertainty for a Level of Confidence of 95% (U = 2Uc(y))	3.57 dB
---	---------

03CH04-KS

Uncertainty of Radiated Emission Measurement (9 KHz ~ 30 MHz)

Measuring Uncertainty for a Level of Confidence of 95% (U = 2Uc(y))	3.82 dB
---	---------

Uncertainty of Radiated Emission Measurement (30 MHz ~ 1000 MHz)

Measuring Uncertainty for a Level of Confidence of 95% (U = 2Uc(y))	3.56 dB
---	---------

Uncertainty of Radiated Emission Measurement (1 GHz ~ 40 GHz)

Measuring Uncertainty for a Level of Confidence of 95% (U = 2Uc(y))	3.54 dB
---	---------



Appendix A. Test Results of Radiated Test

Radiated Spurious Emission

Test Engineer :	Chris Chen	Temperature :	23~25°C
		Relative Humidity :	41~42%

Pre-scanned harmonic for the different antenna combinations, we choose the worst antenna mode to perform final test and record in the report.

ULCA_2A-4A (ANT0+4)								
Channel	Frequency (MHz)	EIRP (dBm)	Limit (dBm)	Over Limit (dB)	S.G. Power (dBm)	TX Cable loss (dB)	TX Antenna Gain (dBi)	Polarization (H/V)
LTE B2 BW 20MHz Lowest 1RB0,QPSK	3705	-57.77	-13	-44.77	-70.03	2.64	14.90	H
	5550	-56.96	-13	-43.96	-68.82	2.94	14.80	H
	7410	-53.75	-13	-40.75	-63.52	3.39	13.16	H
	3705	-57.64	-13	-44.64	-69.90	2.64	14.90	V
	5550	-56.86	-13	-43.86	-68.72	2.94	14.80	V
	7410	-53.53	-13	-40.53	-63.30	3.39	13.16	V
LTE B4 BW 20MHz Lowest 1RB0,QPSK	3420	-58.46	-13	-45.46	-69.20	2.604	13.34	H
	5130	-56.11	-13	-43.11	-66.62	3.011	13.52	H
	6840	-55.31	-13	-42.31	-65.51	3.271	13.47	H
	3420	-58.24	-13	-45.24	-68.98	2.604	13.34	V
	5130	-56.17	-13	-43.17	-66.68	3.011	13.52	V
	6840	-56.03	-13	-43.03	-66.23	3.271	13.47	V
LTE B2 BW 20MHz Middle 1RB0,QPSK	3735	-57.74	-13	-44.74	-70.00	2.64	14.90	H
	5610	-56.52	-13	-43.52	-68.38	2.94	14.80	H
	7485	-53.56	-13	-40.56	-63.33	3.39	13.16	H
	3735	-57.82	-13	-44.82	-70.08	2.64	14.90	V
	5610	-56.16	-13	-43.16	-68.02	2.94	14.80	V
	7485	-53.47	-13	-40.47	-63.24	3.39	13.16	V
LTE B4 BW 20MHz Middle 1RB0,QPSK	3450	-58.25	-13	-45.25	-68.99	2.604	13.34	H
	5175	-56.31	-13	-43.31	-66.82	3.011	13.52	H
	6900	-55.28	-13	-42.28	-65.48	3.271	13.47	H
	3450	-58.40	-13	-45.40	-69.14	2.604	13.34	V
	5175	-56.42	-13	-43.42	-66.93	3.011	13.52	V
	6900	-55.36	-13	-42.36	-65.56	3.271	13.47	V
LTE B2 BW 20MHz Highest 1RB0,QPSK	3780	-58.23	-13	-45.23	-70.49	2.64	14.90	H
	5670	-56.72	-13	-43.72	-68.58	2.94	14.80	H
	7560	-53.69	-13	-40.69	-63.46	3.39	13.16	H
	3780	-57.94	-13	-44.94	-70.20	2.64	14.90	V
	5670	-56.79	-13	-43.79	-68.65	2.94	14.80	V
	7560	-53.62	-13	-40.62	-63.39	3.39	13.16	V
LTE B4 BW 20MHz Highest 1RB0,QPSK	3472	-58.20	-13	-45.20	-68.94	2.604	13.34	H
	5205	-56.50	-13	-43.50	-67.01	3.011	13.52	H
	6945	-55.84	-13	-42.84	-66.04	3.271	13.47	H
	3472	-58.20	-13	-45.20	-68.94	2.604	13.34	V
	5205	-56.09	-13	-43.09	-66.60	3.011	13.52	V
	6945	-55.48	-13	-42.48	-65.68	3.271	13.47	V



ULCA 2A-5A (ANT0+4)								
Channel	Frequency (MHz)	ERP/EIRP (dBm)	Limit (dBm)	Over Limit (dB)	S.G. Power (dBm)	TX Cable loss (dB)	TX Antenna Gain (dBi)	Polarization (H/V)
LTE B2 BW 20MHz Lowest 1RB0,QPSK	3705	-58.20	-13	-45.20	-70.46	2.64	14.90	H
	5550	-56.82	-13	-43.82	-68.68	2.94	14.80	H
	7410	-53.96	-13	-40.96	-63.73	3.39	13.16	H
	3705	-57.54	-13	-44.54	-69.80	2.64	14.90	V
	5550	-56.93	-13	-43.93	-68.79	2.94	14.80	V
	7410	-53.93	-13	-40.93	-63.70	3.39	13.16	V
LTE B5 BW 10MHz Lowest 1RB0,QPSK	1650	-53.04	-13	-40.04	-60.01	1.58	10.70	H
	2474	-48.11	-13	-35.11	-56.36	2.102	12.50	H
	3300	-57.62	-13	-44.62	-66.51	2.856	13.90	H
	1650	-53.04	-13	-40.04	-60.01	1.58	10.70	V
	2474	-47.27	-13	-34.27	-55.52	2.10	12.50	V
	3300	-58.49	-13	-45.49	-67.38	2.86	13.90	V
LTE B2 BW 20MHz Middle 1RB0,QPSK	3735	-57.23	-13	-44.23	-69.49	2.64	14.90	H
	5610	-56.45	-13	-43.45	-68.31	2.94	14.80	H
	7485	-53.36	-13	-40.36	-63.13	3.39	13.16	H
	3735	-57.73	-13	-44.73	-69.99	2.64	14.90	V
	5610	-56.66	-13	-43.66	-68.52	2.94	14.80	V
	7485	-53.89	-13	-40.89	-63.66	3.39	13.16	V
LTE B5 BW 10MHz Middle 1RB0,QPSK	1664	-54.27	-13	-41.27	-61.24	1.58	10.70	H
	2496	-50.31	-13	-37.31	-58.56	2.102	12.50	H
	3330	-58.99	-13	-45.99	-67.88	2.856	13.90	H
	1664	-53.28	-13	-40.28	-60.25	1.58	10.70	V
	2496	-48.75	-13	-35.75	-57.00	2.10	12.50	V
	3330	-58.86	-13	-45.86	-67.75	2.86	13.90	V
LTE B2 BW 20MHz Highest 1RB0,QPSK	3780	-57.53	-13	-44.53	-69.79	2.64	14.90	H
	5670	-56.31	-13	-43.31	-68.17	2.94	14.80	H
	7560	-53.47	-13	-40.47	-63.24	3.39	13.16	H
	3780	-58.23	-13	-45.23	-70.49	2.64	14.90	V
	5670	-56.84	-13	-43.84	-68.70	2.94	14.80	V
	7560	-53.38	-13	-40.38	-63.15	3.39	13.16	V
LTE B5 BW 10MHz Highest 1RB0,QPSK	1680	-42.95	-13	-29.95	-49.92	1.58	10.70	H
	2518	-46.96	-13	-33.96	-55.21	2.102	12.50	H
	3345	-58.39	-13	-45.39	-67.28	2.856	13.90	H
	1680	-50.01	-13	-37.01	-56.98	1.58	10.70	V
	2518	-46.61	-13	-33.61	-54.86	2.10	12.50	V
	3345	-58.30	-13	-45.30	-67.19	2.86	13.90	V



ULCA_2A-12A (ANT0+4)								
Channel	Frequency (MHz)	ERP/EIRP (dBm)	Limit (dBm)	Over Limit (dB)	S.G. Power (dBm)	TX Cable loss (dB)	TX Antenna Gain (dBi)	Polarization (H/V)
LTE B2 BW 20MHz Lowest 1RB0,QPSK	3705	-57.73	-13	-44.73	-69.99	2.64	14.90	H
	5550	-56.41	-13	-43.41	-68.27	2.94	14.80	H
	7410	-53.54	-13	-40.54	-63.31	3.39	13.16	H
	3705	-57.32	-13	-44.32	-69.58	2.64	14.90	V
	5550	-56.82	-13	-43.82	-68.68	2.94	14.80	V
	7410	-53.26	-13	-40.26	-63.03	3.39	13.16	V
LTE B12 BW 10MHz Lowest 1RB0,QPSK	1400	-64.41	-13	-51.41	-71.38	1.58	10.70	H
	2098	-59.78	-13	-46.78	-68.03	2.102	12.50	H
	2798	-55.72	-13	-42.72	-64.61	2.856	13.90	H
	1400	-63.97	-13	-50.97	-70.94	1.58	10.70	V
	2098	-59.07	-13	-46.07	-67.32	2.10	12.50	V
	2798	-55.54	-13	-42.54	-64.43	2.86	13.90	V
LTE B2 BW 20MHz Middle 1RB0,QPSK	3735	-57.65	-13	-44.65	-69.91	2.64	14.90	H
	5610	-56.48	-13	-43.48	-68.34	2.94	14.80	H
	7485	-53.63	-13	-40.63	-63.40	3.39	13.16	H
	3735	-57.86	-13	-44.86	-70.12	2.64	14.90	V
	5610	-56.90	-13	-43.90	-68.76	2.94	14.80	V
	7485	-53.83	-13	-40.83	-63.60	3.39	13.16	V
LTE B12 BW 10MHz Middle 1RB0,QPSK	1406	-57.19	-13	-44.19	-64.16	1.58	10.70	H
	2110	-51.47	-13	-38.47	-59.72	2.102	12.50	H
	2812	-49.58	-13	-36.58	-58.47	2.856	13.90	H
	1406	-56.47	-13	-43.47	-63.44	1.58	10.70	V
	2110	-50.42	-13	-37.42	-58.67	2.10	12.50	V
	2812	-49.29	-13	-36.29	-58.18	2.86	13.90	V
LTE B2 BW 20MHz Highest 1RB0,QPSK	3780	-57.69	-13	-44.69	-69.95	2.64	14.90	H
	5670	-56.29	-13	-43.29	-68.15	2.94	14.80	H
	7560	-53.36	-13	-40.36	-63.13	3.39	13.16	H
	3780	-57.91	-13	-44.91	-70.17	2.64	14.90	V
	5670	-57.07	-13	-44.07	-68.93	2.94	14.80	V
	7560	-53.54	-13	-40.54	-63.31	3.39	13.16	V
LTE B12 BW 10MHz Highest 1RB0,QPSK	1414	-63.53	-13	-50.53	-70.50	1.58	10.70	H
	2120	-59.11	-13	-46.11	-67.36	2.102	12.50	H
	2826	-56.18	-13	-43.18	-65.07	2.856	13.90	H
	1414	-64.44	-13	-51.44	-71.41	1.58	10.70	V
	2120	-57.76	-13	-44.76	-66.01	2.10	12.50	V
	2826	-55.40	-13	-42.40	-64.29	2.86	13.90	V



ULCA_2A-13A (ANT0+4)<20M+5M>								
Channel	Frequency (MHz)	ERP/EIRP (dBm)	Limit (dBm)	Over Limit (dB)	S.G. Power (dBm)	TX Cable loss (dB)	TX Antenna Gain (dBi)	Polarization (H/V)
LTE B2 BW 20MHz Lowest 1RB0,QPSK	3705	-58.13	-13	-45.13	-70.39	2.64	14.90	H
	5550	-56.95	-13	-43.95	-68.81	2.94	14.80	H
	7410	-54.06	-13	-41.06	-63.83	3.39	13.16	H
	3705	-57.93	-13	-44.93	-70.19	2.64	14.90	V
	5550	-56.75	-13	-43.75	-68.61	2.94	14.80	V
	7410	-53.49	-13	-40.49	-63.26	3.39	13.16	V
LTE B13 BW 10MHz Lowest 1RB0,QPSK	1552	-53.97	-13	-40.97	-56.60	1.09	5.87	H
	2330	-47.87	-13	-34.87	-50.27	1.37	5.92	H
	3105	-58.69	-13	-45.69	-62.58	1.64	7.68	H
	1552	-53.27	-13	-40.27	-55.90	1.09	5.87	V
	2330	-46.85	-13	-33.85	-49.25	1.37	5.92	V
	3105	-58.43	-13	-45.43	-62.32	1.64	7.68	V
LTE B2 BW 20MHz Middle 1RB0,QPSK	3742	-57.61	-13	-44.61	-69.87	2.64	14.90	H
	5610	-56.66	-13	-43.66	-68.52	2.94	14.80	H
	7485	-53.76	-13	-40.76	-63.53	3.39	13.16	H
	3742	-57.42	-13	-44.42	-69.68	2.64	14.90	V
	5610	-56.75	-13	-43.75	-68.61	2.94	14.80	V
	7485	-53.68	-13	-40.68	-63.45	3.39	13.16	V
LTE B13 BW 10MHz Middle 1RB0,QPSK	1560	-53.32	-42.15	-11.17	-55.95	1.09	5.87	H
	2340	-47.97	-13	-34.97	-50.37	1.37	5.92	H
	3120	-58.88	-13	-45.88	-62.77	1.64	7.68	H
	1560	-53.29	-45.15	-8.14	-55.92	1.09	5.87	V
	2340	-46.79	-13	-33.79	-49.19	1.37	5.92	V
	3120	-58.85	-13	-45.85	-62.74	1.64	7.68	V
LTE B2 BW 20MHz Highest 1RB0,QPSK	3780	-58.45	-13	-45.45	-70.71	2.64	14.90	H
	5670	-56.57	-13	-43.57	-68.43	2.94	14.80	H
	7560	-53.84	-13	-40.84	-63.61	3.39	13.16	H
	3780	-58.10	-13	-45.10	-70.36	2.64	14.90	V
	5670	-56.56	-13	-43.56	-68.42	2.94	14.80	V
	7560	-53.73	-13	-40.73	-63.50	3.39	13.16	V
LTE B13 BW 10MHz Highest 1RB0,QPSK	1564	-53.81	-42.15	-11.66	-56.44	1.09	5.87	H
	2348	-48.17	-13	-35.17	-50.57	1.37	5.92	H
	3135	-59.08	-13	-46.08	-62.97	1.64	7.68	H
	1564	-52.73	-42.15	-10.58	-55.36	1.09	5.87	V
	2348	-46.69	-13	-33.69	-49.09	1.37	5.92	V
	3135	-59.26	-13	-46.26	-63.15	1.64	7.68	V



ULCA_2A-13A (ANT0+4)<20M+10M>								
Channel	Frequency (MHz)	ERP/EIRP (dBm)	Limit (dBm)	Over Limit (dB)	S.G. Power (dBm)	TX Cable loss (dB)	TX Antenna Gain (dBi)	Polarization (H/V)
LTE B2 BW 20MHz Middle 1RB0,QPSK	3735	-57.58	-13	-44.58	-69.84	2.64	14.90	H
	5610	-56.55	-13	-43.55	-68.41	2.94	14.80	H
	7485	-53.56	-13	-40.56	-63.33	3.39	13.16	H
	3735	-57.76	-13	-44.76	-70.02	2.64	14.90	V
	5610	-57.09	-13	-44.09	-68.95	2.94	14.80	V
	7485	-53.81	-13	-40.81	-63.58	3.39	13.16	V
LTE B13 BW 10MHz Middle 1RB0,QPSK	1556	-55.53	-13	-42.53	-58.16	1.09	5.87	H
	2332	-50.86	-13	-37.86	-53.26	1.37	5.92	H
	3105	-58.48	-13	-45.48	-62.37	1.64	7.68	H
	1556	-54.73	-13	-41.73	-57.36	1.09	5.87	V
	2332	-49.27	-13	-36.27	-51.67	1.37	5.92	V
	3105	-58.15	-13	-45.15	-62.04	1.64	7.68	V



ULCA_2A-66A (ANT0+4)								
Channel	Frequency (MHz)	EIRP (dBm)	Limit (dBm)	Over Limit (dB)	S.G. Power (dBm)	TX Cable loss (dB)	TX Antenna Gain (dBi)	Polarization (H/V)
LTE B2 BW 20MHz Lowest 1RB0,QPSK	3705	-57.71	-13	-44.71	-69.97	2.64	14.90	H
	5550	-56.69	-13	-43.69	-68.55	2.94	14.80	H
	7410	-52.96	-13	-39.96	-62.73	3.39	13.16	H
	3705	-57.50	-13	-44.50	-69.76	2.64	14.90	V
	5550	-56.55	-13	-43.55	-68.41	2.94	14.80	V
	7410	-53.96	-13	-40.96	-63.73	3.39	13.16	V
LTE B66 BW 20MHz Lowest 1RB0,QPSK	3420	-57.89	-13	-44.89	-68.63	2.604	13.34	H
	5130	-55.78	-13	-42.78	-66.29	3.011	13.52	H
	6840	-55.67	-13	-42.67	-65.87	3.271	13.47	H
	3420	-58.34	-13	-45.34	-69.08	2.604	13.34	V
	5130	-55.63	-13	-42.63	-66.14	3.011	13.52	V
	6840	-55.90	-13	-42.90	-66.10	3.271	13.47	V
LTE B2 BW 20MHz Middle 1RB0,QPSK	3735	-57.68	-13	-44.68	-69.94	2.64	14.90	H
	5610	-56.14	-13	-43.14	-68.00	2.94	14.80	H
	7485	-53.57	-13	-40.57	-63.34	3.39	13.16	H
	3735	-57.70	-13	-44.70	-69.96	2.64	14.90	V
	5610	-56.99	-13	-43.99	-68.85	2.94	14.80	V
	7485	-53.78	-13	-40.78	-63.55	3.39	13.16	V
LTE B66 BW 20MHz Middle 1RB0,QPSK	3465	-58.44	-13	-45.44	-69.18	2.604	13.34	H
	5205	-56.12	-13	-43.12	-66.63	3.011	13.52	H
	6945	-55.37	-13	-42.37	-65.57	3.271	13.47	H
	3465	-58.46	-13	-45.46	-69.20	2.604	13.34	V
	5205	-56.27	-13	-43.27	-66.78	3.011	13.52	V
	6945	-55.55	-13	-42.55	-65.75	3.271	13.47	V
LTE B2 BW 20MHz Highest 1RB0,QPSK	3780	-58.08	-13	-45.08	-70.34	2.64	14.90	H
	5670	-55.19	-13	-42.19	-67.05	2.94	14.80	H
	7560	-53.06	-13	-40.06	-62.83	3.39	13.16	H
	3780	-58.03	-13	-45.03	-70.29	2.64	14.90	V
	5670	-55.20	-13	-42.20	-67.06	2.94	14.80	V
	7560	-53.03	-13	-40.03	-62.80	3.39	13.16	V
LTE B66 BW 20MHz Highest 1RB0,QPSK	3525	-58.04	-13	-45.04	-68.78	2.604	13.34	H
	5280	-56.08	-13	-43.08	-66.59	3.011	13.52	H
	7050	-54.69	-13	-41.69	-64.89	3.271	13.47	H
	3525	-58.63	-13	-45.63	-69.37	2.604	13.34	V
	5280	-56.32	-13	-43.32	-66.83	3.011	13.52	V
	7050	-54.55	-13	-41.55	-64.75	3.271	13.47	V



ULCA_4A-5A (ANT0+4)								
Channel	Frequency (MHz)	ERP/EIRP (dBm)	Limit (dBm)	Over Limit (dB)	S.G. Power (dBm)	TX Cable loss (dB)	TX Antenna Gain (dBi)	Polarization (H/V)
LTE B4 BW 20MHz Lowest 1RB0,QPSK	3420	-58.49	-13	-45.49	-70.75	2.64	14.90	H
	5130	-55.86	-13	-42.86	-67.72	2.94	14.80	H
	6840	-55.50	-13	-42.50	-65.27	3.39	13.16	H
	3420	-58.33	-13	-45.33	-70.59	2.64	14.90	V
	5130	-55.80	-13	-42.80	-67.66	2.94	14.80	V
	6840	-55.70	-13	-42.70	-65.47	3.39	13.16	V
LTE B5 BW 10MHz Lowest 1RB0,QPSK	1650	-63.31	-13	-50.31	-70.28	1.58	10.70	H
	2474	-57.92	-13	-44.92	-66.17	2.102	12.50	H
	3300	-58.65	-13	-45.65	-67.54	2.856	13.90	H
	1650	-62.55	-13	-49.55	-69.52	1.58	10.70	V
	2474	-56.25	-13	-43.25	-64.50	2.10	12.50	V
	3300	-58.45	-13	-45.45	-67.34	2.86	13.90	V
LTE B4 BW 20MHz Middle 1RB0,QPSK	3450	-58.11	-13	-45.11	-68.85	2.604	13.34	H
	5175	-56.21	-13	-43.21	-66.72	3.011	13.52	H
	6900	-55.96	-13	-42.96	-66.16	3.271	13.47	H
	3450	-58.83	-13	-45.83	-69.57	2.604	13.34	V
	5175	-56.92	-13	-43.92	-67.43	3.011	13.52	V
	6900	-55.49	-13	-42.49	-65.69	3.271	13.47	V
LTE B5 BW 10MHz Middle 1RB0,QPSK	1664	-54.13	-13	-41.13	-61.10	1.58	10.70	H
	2496	-50.12	-13	-37.12	-58.37	2.102	12.50	H
	3330	-59.05	-13	-46.05	-67.94	2.856	13.90	H
	1664	-52.93	-13	-39.93	-59.90	1.58	10.70	V
	2496	-48.54	-13	-35.54	-56.79	2.10	12.50	V
	3330	-59.27	-13	-46.27	-68.16	2.86	13.90	V
LTE B4 BW 20MHz Highest 1RB0,QPSK	3780	-57.53	-13	-44.53	-69.79	2.64	14.90	H
	5670	-56.31	-13	-43.31	-68.17	2.94	14.80	H
	7560	-53.47	-13	-40.47	-63.24	3.39	13.16	H
	3780	-58.23	-13	-45.23	-70.49	2.64	14.90	V
	5670	-56.84	-13	-43.84	-68.70	2.94	14.80	V
	7560	-53.38	-13	-40.38	-63.15	3.39	13.16	V
LTE B5 BW 10MHz Highest 1RB0,QPSK	1680	-42.95	-13	-29.95	-49.92	1.58	10.70	H
	2518	-46.96	-13	-33.96	-55.21	2.102	12.50	H
	3345	-58.39	-13	-45.39	-67.28	2.856	13.90	H
	1680	-50.01	-13	-37.01	-56.98	1.58	10.70	V
	2518	-46.61	-13	-33.61	-54.86	2.10	12.50	V
	3345	-58.30	-13	-45.30	-67.19	2.86	13.90	V

Remark: Spurious emissions within 30-1000MHz were found more than 20dB below limit line.



ULCA_4A-12A (ANT0+4)								
Channel	Frequency (MHz)	ERP/EIRP (dBm)	Limit (dBm)	Over Limit (dB)	S.G. Power (dBm)	TX Cable loss (dB)	TX Antenna Gain (dBi)	Polarization (H/V)
LTE B4 BW 20MHz Lowest 1RB0,QPSK	3420	-58.87	-13	-45.87	-69.61	2.604	13.34	H
	5130	-56.04	-13	-43.04	-66.55	3.011	13.52	H
	6840	-56.10	-13	-43.10	-66.30	3.271	13.47	H
	3420	-58.75	-13	-45.75	-69.49	2.604	13.34	V
	5130	-56.26	-13	-43.26	-66.77	3.011	13.52	V
	6840	-56.11	-13	-43.11	-66.31	3.271	13.47	V
LTE B12 BW 10MHz Lowest 1RB0,QPSK	1400	-56.78	-13	-43.78	-63.75	1.58	10.70	H
	2098	-51.56	-13	-38.56	-59.81	2.102	12.50	H
	2798	-49.32	-13	-36.32	-58.21	2.856	13.90	H
	1400	-55.92	-13	-42.92	-62.89	1.58	10.70	V
	2098	-50.67	-13	-37.67	-58.92	2.10	12.50	V
	2798	-48.64	-13	-35.64	-57.53	2.86	13.90	V
LTE B4 BW 20MHz Middle 1RB0,QPSK	3450	-58.54	-13	-45.54	-69.28	2.604	13.34	H
	5175	-56.34	-13	-43.34	-66.85	3.011	13.52	H
	6900	-56.02	-13	-43.02	-66.22	3.271	13.47	H
	3450	-58.67	-13	-45.67	-69.41	2.604	13.34	V
	5175	-56.54	-13	-43.54	-67.05	3.011	13.52	V
	6900	-55.60	-13	-42.60	-65.80	3.271	13.47	V
LTE B12 BW 10MHz Middle 1RB0,QPSK	1406	-57.14	-13	-44.14	-64.11	1.58	10.70	H
	2110	-51.24	-13	-38.24	-59.49	2.102	12.50	H
	2812	-49.60	-13	-36.60	-58.49	2.856	13.90	H
	1406	-56.39	-13	-43.39	-63.36	1.58	10.70	V
	2110	-50.09	-13	-37.09	-58.34	2.10	12.50	V
	2812	-49.09	-13	-36.09	-57.98	2.86	13.90	V
LTE B4 BW 20MHz Highest 1RB0,QPSK	3465	-58.50	-13	-45.50	-69.24	2.604	13.34	H
	5205	-56.68	-13	-43.68	-67.19	3.011	13.52	H
	6945	-55.56	-13	-42.56	-65.76	3.271	13.47	H
	3465	-58.50	-13	-45.50	-69.24	2.604	13.34	V
	5205	-56.22	-13	-43.22	-66.73	3.011	13.52	V
	6945	-55.41	-13	-42.41	-65.61	3.271	13.47	V
LTE B12 BW 10MHz Highest 1RB0,QPSK	1412	-56.78	-13	-43.78	-63.75	1.58	10.70	H
	2120	-51.35	-13	-38.35	-59.60	2.102	12.50	H
	2826	-49.06	-13	-36.06	-57.95	2.856	13.90	H
	1412	-56.25	-13	-43.25	-63.22	1.58	10.70	V
	2120	-50.35	-13	-37.35	-58.60	2.10	12.50	V
	2826	-48.58	-13	-35.58	-57.47	2.86	13.90	V



ULCA_4A-13A (ANT0+4)< 20M+10M>								
Channel	Frequency (MHz)	ERP/EIRP (dBm)	Limit (dBm)	Over Limit (dB)	S.G. Power (dBm)	TX Cable loss (dB)	TX Antenna Gain (dBi)	Polarization (H/V)
LTE B4 BW 20MHz Lowest 1RB0,QPSK	3420	-58.59	-13	-45.59	-69.33	2.604	13.34	H
	5130	-56.21	-13	-43.21	-66.72	3.011	13.52	H
	6840	-56.09	-13	-43.09	-66.29	3.271	13.47	H
	3420	-58.78	-13	-45.78	-69.52	2.604	13.34	V
	5130	-56.40	-13	-43.40	-66.91	3.011	13.52	V
	6840	-55.88	-13	-42.88	-66.08	3.271	13.47	V
LTE 13 BW 10MHz Middle 1RB0,QPSK	1556	-53.85	-13	-40.85	-56.48	1.09	5.87	H
	2332	-48.71	-13	-35.71	-51.11	1.37	5.92	H
	3105	-57.33	-13	-44.33	-61.22	1.64	7.68	H
	1556	-54.74	-13	-41.74	-57.37	1.09	5.87	V
	2332	-45.66	-13	-32.66	-48.06	1.37	5.92	V
	3105	-57.68	-13	-44.68	-61.57	1.64	7.68	V
LTE B4 BW 20MHz Middle 1RB0,QPSK	3450	-58.50	-13	-45.50	-69.24	2.604	13.34	H
	5175	-56.37	-13	-43.37	-66.88	3.011	13.52	H
	6900	-55.64	-13	-42.64	-65.84	3.271	13.47	H
	3450	-58.94	-13	-45.94	-69.68	2.604	13.34	V
	5175	-56.73	-13	-43.73	-67.24	3.011	13.52	V
	6900	-55.71	-13	-42.71	-65.91	3.271	13.47	V
LTE B13 BW 10MHz Middle 1RB0,QPSK	1556	-55.39	-13	-42.39	-58.02	1.09	5.87	H
	2332	-51.02	-13	-38.02	-53.42	1.37	5.92	H
	3105	-58.55	-13	-45.55	-62.44	1.64	7.68	H
	1556	-54.69	-13	-41.69	-57.32	1.09	5.87	V
	2332	-49.60	-13	-36.60	-52.00	1.37	5.92	V
	3105	-58.68	-13	-45.68	-62.57	1.64	7.68	V
LTE B4 BW 20MHz Highest 1RB0,QPSK	3465	-58.21	-13	-45.21	-68.95	2.604	13.34	H
	5205	-56.34	-13	-43.34	-66.85	3.011	13.52	H
	6945	-55.63	-13	-42.63	-65.83	3.271	13.47	H
	3465	-58.66	-13	-45.66	-69.40	2.604	13.34	V
	5205	-56.83	-13	-43.83	-67.34	3.011	13.52	V
	6945	-55.69	-13	-42.69	-65.89	3.271	13.47	V
LTE B13 BW 10MHz Middle 1RB0,QPSK	1556	-54.13	-13	-41.13	-56.76	1.09	5.87	H
	2332	-49.50	-13	-36.50	-51.90	1.37	5.92	H
	3105	-57.62	-13	-44.62	-61.51	1.64	7.68	H
	1556	-53.16	-13	-40.16	-55.79	1.09	5.87	V
	2332	-47.52	-13	-34.52	-49.92	1.37	5.92	V
	3105	-58.80	-13	-45.80	-62.69	1.64	7.68	V



ULCA_5A-30A (ANT0+1) < 10M+5M>								
Channel	Frequency (MHz)	ERP/EIRP (dBm)	Limit (dBm)	Over Limit (dB)	S.G. Power (dBm)	TX Cable loss (dB)	TX Antenna Gain (dBi)	Polarization (H/V)
LTE B5 BW 10MHz Lowest 1RB0,QPSK	1650	-76.10	-13	-63.10	-83.07	1.58	10.70	H
	2474	-71.33	-13	-58.33	-79.58	2.102	12.50	H
	3300	-67.99	-13	-54.99	-76.88	2.856	13.90	H
	1650	-73.64	-13	-60.64	-80.61	1.58	10.70	V
	2474	-68.30	-13	-55.30	-76.55	2.10	12.50	V
	3300	-68.25	-13	-55.25	-77.14	2.86	13.90	V
LTE B30 BW 10MHz Lowest 1RB0,QPSK	4605	-65.94	-40	-25.94	-77.40	2.84	14.30	H
	6915	-47.57	-40	-7.57	-57.51	3.49	13.43	H
	9225	-52.07	-40	-12.07	-62.31	3.85	14.09	H
	4605	-65.46	-40	-25.46	-76.92	2.84	14.30	V
	6915	-48.86	-40	-8.86	-58.80	3.49	13.43	V
LTE B5 BW 10MHz Middle 1RB0,QPSK	1664	-73.68	-13	-60.68	-80.65	1.58	10.70	H
	2496	-69.56	-13	-56.56	-77.81	2.102	12.50	H
	3330	-68.63	-13	-55.63	-77.52	2.856	13.90	H
	1664	-73.51	-13	-60.51	-80.48	1.58	10.70	V
	2496	-69.66	-13	-56.66	-77.91	2.10	12.50	V
LTE B30 BW 10MHz Middle 1RB0,QPSK	4620	-66.14	-40	-26.14	-77.60	2.84	14.30	H
	6930	-51.50	-40	-11.50	-61.44	3.49	13.43	H
	9225	-53.96	-40	-13.96	-64.20	3.85	14.09	H
	4620	-64.94	-40	-24.94	-76.40	2.84	14.30	V
	6930	-45.82	-40	-5.82	-55.76	3.49	13.43	V
LTE B5 BW 10MHz Highest 1RB0,QPSK	1680	-68.70	-13	-55.70	-75.67	1.58	10.70	H
	2518	-69.81	-13	-56.81	-78.06	2.102	12.50	H
	3360	-67.79	-13	-54.79	-76.68	2.856	13.90	H
	1680	-72.15	-13	-59.15	-79.12	1.58	10.70	V
	2518	-69.92	-13	-56.92	-78.17	2.10	12.50	V
LTE B30 BW 10MHz Highest 1RB0,QPSK	3360	-68.14	-13	-55.14	-77.03	2.86	13.90	V
	4620	-65.56	-40	-25.56	-77.02	2.84	14.30	H
	6930	-48.38	-40	-8.38	-58.32	3.49	13.43	H
	9240	-52.37	-40	-12.37	-62.61	3.85	14.09	H
	4620	-65.93	-40	-25.93	-77.39	2.84	14.30	V
	6930	-45.03	-40	-5.03	-54.97	3.49	13.43	V
	9240	-55.59	-40	-15.59	-65.83	3.85	14.09	V



ULCA_5A-30A (ANT0+1) < 10M+10M>								
Channel	Frequency (MHz)	ERP/EIRP (dBm)	Limit (dBm)	Over Limit (dB)	S.G. Power (dBm)	TX Cable loss (dB)	TX Antenna Gain (dBi)	Polarization (H/V)
LTE B5 BW 10MHz Middle 1RB0,QPSK	1663	-54.74	-13	-41.74	-61.71	1.58	10.70	H
	2497	-50.38	-13	-37.38	-58.63	2.102	12.50	H
	3328	-50.20	-13	-37.20	-59.09	2.856	13.90	H
	1663	-53.69	-13	-40.69	-60.66	1.58	10.70	V
	2497	-49.03	-13	-36.03	-57.28	2.10	12.50	V
	3328	-50.09	-13	-37.09	-58.98	2.86	13.90	V
LTE B30 BW 10MHz Middle 1RB0,QPSK	4616	-61.27	-40	-21.27	-72.73	2.84	14.30	H
	6912	-52.72	-40	-12.72	-62.66	3.49	13.43	H
	9222	-61.78	-40	-21.78	-72.02	3.85	14.09	H
	4616	-61.94	-40	-21.94	-73.40	2.84	14.30	V
	6912	-49.68	-40	-9.68	-59.62	3.49	13.43	V
	9222	-61.27	-40	-21.27	-71.51	3.85	14.09	V



ULCA_5A-66A (ANT0+4)								
Channel	Frequency (MHz)	ERP/EIRP (dBm)	Limit (dBm)	Over Limit (dB)	S.G. Power (dBm)	TX Cable loss (dB)	TX Antenna Gain (dBi)	Polarization (H/V)
LTE B5 BW 10MHz Lowest 1RB0,QPSK	1650	-76.70	-13	-63.70	-83.67	1.58	10.70	H
	2474	-72.65	-13	-59.65	-80.90	2.102	12.50	H
	3300	-68.64	-13	-55.64	-77.53	2.856	13.90	H
	1650	-77.17	-13	-64.17	-84.14	1.58	10.70	V
	2474	-71.11	-13	-58.11	-79.36	2.10	12.50	V
	3300	-68.44	-13	-55.44	-77.33	2.86	13.90	V
LTE B66 BW 20MHz Lowest 1RB0,QPSK	3420	-68.10	-13	-55.10	-78.84	2.604	13.34	H
	5130	-62.81	-13	-49.81	-73.32	3.011	13.52	H
	6840	-60.00	-13	-47.00	-70.20	3.271	13.47	H
	3420	-68.65	-13	-55.65	-79.39	2.604	13.34	V
	5130	-63.03	-13	-50.03	-73.54	3.011	13.52	V
	6840	-60.07	-13	-47.07	-70.27	3.271	13.47	V
LTE B5 BW 10MHz Middle 1RB0,QPSK	1664	-54.25	-13	-41.25	-61.22	1.58	10.70	H
	2496	-49.69	-13	-36.69	-57.94	2.102	12.50	H
	3330	-59.13	-13	-46.13	-68.02	2.856	13.90	H
	1664	-53.31	-13	-40.31	-60.28	1.58	10.70	V
	2496	-48.64	-13	-35.64	-56.89	2.10	12.50	V
	3330	-59.06	-13	-46.06	-67.95	2.86	13.90	V
LTE B66 BW 20MHz Middle 1RB0,QPSK	3465	-58.60	-13	-45.60	-69.34	2.604	13.34	H
	5205	-56.72	-13	-43.72	-67.23	3.011	13.52	H
	6945	-55.75	-13	-42.75	-65.95	3.271	13.47	H
	3465	-58.38	-13	-45.38	-69.12	2.604	13.34	V
	5205	-56.39	-13	-43.39	-66.90	3.011	13.52	V
	6945	-55.56	-13	-42.56	-65.76	3.271	13.47	V
LTE B5 BW 10MHz Highest 1RB0,QPSK	1680	-75.65	-13	-62.65	-82.62	1.58	10.70	H
	2518	-73.86	-13	-60.86	-82.11	2.102	12.50	H
	3360	-67.77	-13	-54.77	-76.66	2.856	13.90	H
	1680	-74.92	-13	-61.92	-81.89	1.58	10.70	V
	2518	-71.75	-13	-58.75	-80.00	2.10	12.50	V
	3360	-67.85	-13	-54.85	-76.74	2.86	13.90	V
LTE B66 BW 20MHz Highest 1RB0,QPSK	3525	-67.88	-13	-54.88	-78.62	2.604	13.34	H
	5280	-62.39	-13	-49.39	-72.90	3.011	13.52	H
	7050	-59.17	-13	-46.17	-69.37	3.271	13.47	H
	3525	-68.31	-13	-55.31	-79.05	2.604	13.34	V
	5280	-62.69	-13	-49.69	-73.20	3.011	13.52	V
	7050	-59.16	-13	-46.16	-69.36	3.271	13.47	V



ULCA_12A-30A (ANT0+1) <10M+5M>								
Channel	Frequency (MHz)	ERP/EIRP (dBm)	Limit (dBm)	Over Limit (dB)	S.G. Power (dBm)	TX Cable loss (dB)	TX Antenna Gain (dBi)	Polarization (H/V)
LTE B12 BW 10MHz Lowest 1RB0,QPSK	1399	-75.37	-13	-62.37	-82.34	1.58	10.70	H
	2098	-70.92	-13	-57.92	-79.17	2.102	12.50	H
	2797	-69.53	-13	-56.53	-78.42	2.856	13.90	H
	1399	-78.80	-13	-65.80	-85.77	1.58	10.70	V
	2098	-75.11	-13	-62.11	-83.36	2.10	12.50	V
	2797	-73.28	-13	-60.28	-82.17	2.86	13.90	V
LTE B30 BW 10MHz Lowest 1RB0,QPSK	4616	-65.93	-40	-25.93	-77.39	2.84	14.30	H
	6912	-45.55	-40	-5.55	-55.49	3.49	13.43	H
	9222	-51.40	-40	-11.40	-61.64	3.85	14.09	H
	4616	-65.40	-40	-25.40	-76.86	2.84	14.30	V
	6912	-45.71	-40	-5.71	-55.65	3.49	13.43	V
	9222	-55.44	-40	-15.44	-65.68	3.85	14.09	V
LTE B12 BW 10MHz Middle 1RB0,QPSK	1405	-77.16	-13	-64.16	-84.13	1.58	10.70	H
	2110	-73.41	-13	-60.41	-81.66	2.102	12.50	H
	2812	-72.12	-13	-59.12	-81.01	2.856	13.90	H
	1405	-75.30	-13	-62.30	-82.27	1.58	10.70	V
	2110	-70.86	-13	-57.86	-79.11	2.10	12.50	V
	2812	-69.62	-13	-56.62	-78.51	2.86	13.90	V
LTE B30 BW 10MHz Middle 1RB0,QPSK	4616	-65.7	-40	-25.70	-77.16	2.84	14.30	H
	6926	-46.4	-40	-6.40	-56.34	3.49	13.43	H
	9236	-51.23	-40	-11.23	-61.47	3.85	14.09	H
	4616	-65.37	-40	-25.37	-76.83	2.84	14.30	V
	6926	-47.53	-40	-7.53	-57.47	3.49	13.43	V
	9236	-55.34	-40	-15.34	-65.58	3.85	14.09	V
LTE B12 BW 10MHz Highest 1RB0,QPSK	1414	-75.09	-13	-62.09	-82.06	1.58	10.70	H
	2119	-71.79	-13	-58.79	-80.04	2.102	12.50	H
	2827	-69.77	-13	-56.77	-78.66	2.856	13.90	H
	1414	-76.71	-13	-63.71	-83.68	1.58	10.70	V
	2119	-72.23	-13	-59.23	-80.48	2.10	12.50	V
	2827	-71.76	-13	-58.76	-80.65	2.86	13.90	V
LTE B30 BW 10MHz Highest 1RB0,QPSK	4616	-64.68	-40	-24.68	-76.14	2.84	14.30	H
	6926	-45.39	-40	-5.39	-55.33	3.49	13.43	H
	9236	-51.52	-40	-11.52	-61.76	3.85	14.09	H
	4616	-64.75	-40	-24.75	-76.21	2.84	14.30	V
	6926	-46.21	-40	-6.21	-56.15	3.49	13.43	V
	9236	-55.37	-40	-15.37	-65.61	3.85	14.09	V



ULCA_12A-30A (ANT0+1) <10M+10M>								
Channel	Frequency (MHz)	ERP/EIRP (dBm)	Limit (dBm)	Over Limit (dB)	S.G. Power (dBm)	TX Cable loss (dB)	TX Antenna Gain (dBi)	Polarization (H/V)
LTE B12 BW 10MHz Middle 1RB0,QPSK	1405	-57.47	-13	-44.47	-64.44	1.58	10.70	H
	2110	-51.71	-13	-38.71	-59.96	2.102	12.50	H
	2812	-49.75	-13	-36.75	-58.64	2.856	13.90	H
	1405	-56.88	-13	-43.88	-63.85	1.58	10.70	V
	2110	-50.72	-13	-37.72	-58.97	2.10	12.50	V
	2812	-49.49	-13	-36.49	-58.38	2.86	13.90	V
LTE B30 BW 10MHz Middle 1RB0,QPSK	4616	-62.21	-40	-22.21	-73.67	2.84	14.30	H
	6912	-52.78	-40	-12.78	-62.72	3.49	13.43	H
	9222	-61.59	-40	-21.59	-71.83	3.85	14.09	H
	4616	-61.94	-40	-21.94	-73.40	2.84	14.30	V
	6912	-50.74	-40	-10.74	-60.68	3.49	13.43	V
	9222	-60.85	-40	-20.85	-71.09	3.85	14.09	V



ULCA_12A-66A (ANT0+4) <5M+20M>								
Channel	Frequency (MHz)	ERP/EIRP (dBm)	Limit (dBm)	Over Limit (dB)	S.G. Power (dBm)	TX Cable loss (dB)	TX Antenna Gain (dBi)	Polarization (H/V)
LTE B12 BW 10MHz Lowest 1RB0,QPSK	1399	-79.73	-13	-66.73	-86.70	1.58	10.70	H
	2098	-75.94	-13	-62.94	-84.19	2.102	12.50	H
	2797	-74.41	-13	-61.41	-83.30	2.856	13.90	H
	1399	-74.88	-13	-61.88	-81.85	1.58	10.70	V
	2098	-70.72	-13	-57.72	-78.97	2.10	12.50	V
	2797	-68.84	-13	-55.84	-77.73	2.86	13.90	V
LTE B66 BW 20MHz Lowest 1RB0,QPSK	3420	-68.24	-13	-55.24	-78.98	2.604	13.34	H
	5130	-63.02	-13	-50.02	-73.53	3.011	13.52	H
	6840	-60.29	-13	-47.29	-70.49	3.271	13.47	H
	3420	-68.38	-13	-55.38	-79.12	2.604	13.34	V
	5130	-62.75	-13	-49.75	-73.26	3.011	13.52	V
	6840	-60.42	-13	-47.42	-70.62	3.271	13.47	V
LTE B12 BW 10MHz Middle 1RB0,QPSK	1406	-57.29	-13	-44.29	-64.26	1.58	10.70	H
	2110	-51.42	-13	-38.42	-59.67	2.102	12.50	H
	2812	-49.78	-13	-36.78	-58.67	2.856	13.90	H
	1406	-56.40	-13	-43.40	-63.37	1.58	10.70	V
	2110	-50.30	-13	-37.30	-58.55	2.10	12.50	V
	2812	-49.14	-13	-36.14	-58.03	2.86	13.90	V
LTE B66 BW 20MHz Middle 1RB0,QPSK	3465	-58.83	-13	-45.83	-69.57	2.604	13.34	H
	5205	-56.96	-13	-43.96	-67.47	3.011	13.52	H
	6945	-55.50	-13	-42.50	-65.70	3.271	13.47	H
	3465	-57.25	-13	-44.25	-67.99	2.604	13.34	V
	5205	-54.66	-13	-41.66	-65.17	3.011	13.52	V
	6945	-55.51	-13	-42.51	-65.71	3.271	13.47	V
LTE B12 BW 10MHz Highest 1RB0,QPSK	1414	-80.32	-13	-67.32	-87.29	1.58	10.70	H
	2119	-77.03	-13	-64.03	-85.28	2.102	12.50	H
	2827	-75.64	-13	-62.64	-84.53	2.856	13.90	H
	1414	-77.12	-13	-64.12	-84.09	1.58	10.70	V
	2119	-72.93	-13	-59.93	-81.18	2.10	12.50	V
	2827	-71.47	-13	-58.47	-80.36	2.86	13.90	V
LTE B66 BW 20MHz Highest 1RB0,QPSK	3525	-67.91	-13	-54.91	-78.65	2.604	13.34	H
	5280	-62.55	-13	-49.55	-73.06	3.011	13.52	H
	7050	-58.86	-13	-45.86	-69.06	3.271	13.47	H
	3525	-67.99	-13	-54.99	-78.73	2.604	13.34	V
	5280	-62.92	-13	-49.92	-73.43	3.011	13.52	V
	7050	-59.28	-13	-46.28	-69.48	3.271	13.47	V



ULCA_13A-66A (ANT0+4) <5M+20M>								
Channel	Frequency (MHz)	ERP/EIRP (dBm)	Limit (dBm)	Over Limit (dB)	S.G. Power (dBm)	TX Cable loss (dB)	TX Antenna Gain (dBi)	Polarization (H/V)
LTE B13 BW 10MHz Lowest 1RB0,QPSK	1554	-74.17	-13	-61.17	-76.80	1.09	5.87	H
	2332	-69.98	-13	-56.98	-72.38	1.37	5.92	H
	3105	-68.37	-13	-55.37	-72.26	1.64	7.68	H
	1554	-74.36	-13	-61.36	-76.99	1.09	5.87	V
	2332	-70.27	-13	-57.27	-72.67	1.37	5.92	V
	3105	-68.05	-13	-55.05	-71.94	1.64	7.68	V
LTE B66 BW 20MHz Lowest 1RB0,QPSK	1554	-74.17	-13	-61.17	-76.80	1.09	5.87	H
	2332	-69.98	-13	-56.98	-72.38	1.37	5.92	H
	3105	-68.37	-13	-55.37	-72.26	1.64	7.68	H
	1554	-74.36	-13	-61.36	-76.99	1.09	5.87	V
	2332	-70.27	-13	-57.27	-72.67	1.37	5.92	V
	3105	-68.05	-13	-55.05	-71.94	1.64	7.68	V
LTE B13 BW 10MHz Middle 1RB0,QPSK	1560	-74.27	-42.15	-32.12	-76.90	1.09	5.87	H
	2340	-70.13	-13	-57.13	-72.53	1.37	5.92	H
	3120	-68.38	-13	-55.38	-72.27	1.64	7.68	H
	1560	-73.77	-42.15	-31.62	-76.40	1.09	5.87	V
	2340	-69.79	-13	-56.79	-72.19	1.37	5.92	V
	3120	-68.17	-13	-55.17	-72.06	1.64	7.68	V
LTE B66 BW 20MHz Middle 1RB0,QPSK	3465	-68.05	-13	-55.05	-78.79	2.604	13.34	H
	5205	-62.71	-13	-49.71	-73.22	3.011	13.52	H
	6945	-60.24	-13	-47.24	-70.44	3.271	13.47	H
	3465	-68.34	-13	-55.34	-79.08	2.604	13.34	V
	5205	-62.98	-13	-49.98	-73.49	3.011	13.52	V
	6945	-60.56	-13	-47.56	-70.76	3.271	13.47	V
LTE B13 BW 10MHz Highest 1RB0,QPSK	1564	-74.46	-42.15	-32.31	-77.09	1.09	5.87	H
	2348	-69.98	-13	-56.98	-72.38	1.37	5.92	H
	3135	-68.59	-13	-55.59	-72.48	1.64	7.68	H
	1564	-74.34	-42.15	-32.19	-76.97	1.09	5.87	V
	2348	-70.06	-13	-57.06	-72.46	1.37	5.92	V
	3135	-68.34	-13	-55.34	-72.23	1.64	7.68	V
LTE B66 BW 20MHz Highest 1RB0,QPSK	3525	-67.52	-13	-54.52	-78.26	2.604	13.34	H
	5280	-62.32	-13	-49.32	-72.83	3.011	13.52	H
	7050	-58.98	-13	-45.98	-69.18	3.271	13.47	H
	3525	-68.38	-13	-55.38	-79.12	2.604	13.34	V
	5280	-62.84	-13	-49.84	-73.35	3.011	13.52	V
	7050	-59.30	-13	-46.30	-69.50	3.271	13.47	V



ULCA_13A-66A (ANT0+4) <10M+20M>								
Channel	Frequency (MHz)	ERP/EIRP (dBm)	Limit (dBm)	Over Limit (dB)	S.G. Power (dBm)	TX Cable loss (dB)	TX Antenna Gain (dBi)	Polarization (H/V)
LTE B13 BW 10MHz Middle 1RB0,QPSK	1556	-55.64	-13	-42.64	-58.27	1.09	5.87	H
	2332	-51.29	-13	-38.29	-53.69	1.37	5.92	H
	3105	-59.12	-13	-46.12	-63.01	1.64	7.68	H
	1556	-54.42	-13	-41.42	-57.05	1.09	5.87	V
	2332	-49.89	-13	-36.89	-52.29	1.37	5.92	V
	3105	-58.76	-13	-45.76	-62.65	1.64	7.68	V
LTE B66 BW 20MHz Middle 1RB0,QPSK	3465	-58.72	-13	-45.72	-69.46	2.604	13.34	H
	5205	-56.58	-13	-43.58	-67.09	3.011	13.52	H
	6945	-55.67	-13	-42.67	-65.87	3.271	13.47	H
	3465	-58.76	-13	-45.76	-69.50	2.604	13.34	V
	5205	-55.93	-13	-42.93	-66.44	3.011	13.52	V
	6945	-55.49	-13	-42.49	-65.69	3.271	13.47	V



ULCA_14A-30A (ANT0+1) <5M+5M>								
Channel	Frequency (MHz)	ERP/EIRP (dBm)	Limit (dBm)	Over Limit (dB)	S.G. Power (dBm)	TX Cable loss (dB)	TX Antenna Gain (dBi)	Polarization (H/V)
LTE B14 BW 10MHz Lowest 1RB0,QPSK	1576	-74.50	-42.15	-32.35	-77.13	1.09	5.87	H
	2365	-67.55	-13	-54.55	-69.95	1.37	5.92	H
	3154	-69.41	-13	-56.41	-73.30	1.64	7.68	H
	1576	-76.47	-42.15	-34.32	-79.10	1.09	5.87	V
	2365	-70.83	-13	-57.83	-73.23	1.37	5.92	V
	3154	-70.66	-13	-57.66	-74.55	1.64	7.68	V
LTE B30 BW 10MHz Lowest 1RB0,QPSK	4616	-65.78	-40	-25.78	-77.24	2.84	14.30	H
	6912	-43.36	-40	-3.36	-53.30	3.49	13.43	H
	9222	-50.80	-40	-10.80	-61.04	3.85	14.09	H
	4616	-65.46	-40	-25.46	-76.92	2.84	14.30	V
	6912	-45.69	-40	-5.69	-55.63	3.49	13.43	V
	9222	-55.35	-40	-15.35	-65.59	3.85	14.09	V
LTE B14 BW 10MHz Middle 1RB0,QPSK	1582	-74.37	-42.15	-32.22	-77.00	1.09	5.87	H
	2374	-70.53	-13	-57.53	-72.93	1.37	5.92	H
	3163	-69.26	-13	-56.26	-73.15	1.64	7.68	H
	1582	-76.01	-42.15	-33.86	-78.64	1.09	5.87	V
	2374	-71.68	-13	-58.68	-74.08	1.37	5.92	V
	3163	-71.00	-13	-58.00	-74.89	1.64	7.68	V
LTE B30 BW 10MHz Middle 1RB0,QPSK	4616	-65.39	-40	-25.39	-76.85	2.84	14.30	H
	6926	-47.60	-40	-7.60	-57.54	3.49	13.43	H
	9236	-50.43	-40	-10.43	-60.67	3.85	14.09	H
	4616	-65.10	-40	-25.10	-76.56	2.84	14.30	V
	6926	-44.11	-40	-4.11	-54.05	3.49	13.43	V
	9236	-55.75	-40	-15.75	-65.99	3.85	14.09	V
LTE B14 BW 10MHz Highest 1RB0,QPSK	1588	-74.17	-42.15	-32.02	-76.80	1.09	5.87	H
	2380	-70.43	-13	-57.43	-72.83	1.37	5.92	H
	3172	-69.44	-13	-56.44	-73.33	1.64	7.68	H
	1588	-75.75	-42.15	-33.60	-78.38	1.09	5.87	V
	2380	-72.31	-13	-59.31	-74.71	1.37	5.92	V
	3172	-71.43	-13	-58.43	-75.32	1.64	7.68	V
LTE B30 BW 10MHz Highest 1RB0,QPSK	4616	-65.65	-40	-25.65	-77.11	2.84	14.30	H
	6926	-43.75	-40	-3.75	-53.69	3.49	13.43	H
	9236	-51.28	-40	-11.28	-61.52	3.85	14.09	H
	4616	-64.88	-40	-24.88	-76.34	2.84	14.30	V
	6926	-46.49	-40	-6.49	-56.43	3.49	13.43	V
	9236	-55.59	-40	-15.59	-65.83	3.85	14.09	V



ULCA_14A-30A (ANT0+1) <10M+10M>								
Channel	Frequency (MHz)	ERP/EIRP (dBm)	Limit (dBm)	Over Limit (dB)	S.G. Power (dBm)	TX Cable loss (dB)	TX Antenna Gain (dBi)	Polarization (H/V)
LTE B14 BW 10MHz Middle 1RB0,QPSK	1576	-55.69	-42.15	-13.54	-58.32	1.09	5.87	H
	2365	-50.95	-13	-37.95	-53.35	1.37	5.92	H
	3154	-49.58	-13	-36.58	-53.47	1.64	7.68	H
	1576	-54.72	-42.15	-12.57	-57.35	1.09	5.87	V
	2365	-49.49	-13	-36.49	-51.89	1.37	5.92	V
	3154	-49.08	-13	-36.08	-52.97	1.64	7.68	V
LTE B30 BW 10MHz Middle 1RB0,QPSK	4616	-62.04	-40	-22.04	-73.50	2.84	14.30	H
	6912	-50.54	-40	-10.54	-60.48	3.49	13.43	H
	9222	-61.66	-40	-21.66	-71.90	3.85	14.09	H
	4616	-61.98	-40	-21.98	-73.44	2.84	14.30	V
	6912	-53.01	-40	-13.01	-62.95	3.49	13.43	V
	9222	-61.94	-40	-21.94	-72.18	3.85	14.09	V

Remark: Spurious emissions within 30-1000MHz were found more than 20dB below limit line.