

### #01\_HAC\_T-Coil\_GSM850\_EDGE 2 Tx slots\_Ch189\_Axial (Z)

Communication System: GSM850; Frequency: 836.4 MHz

Medium: Air Medium parameters used:  $\sigma = 0$  S/m,  $\epsilon_r = 1$ ;  $\rho = 0$  kg/m<sup>3</sup>

Ambient Temperature : 23.5 °C

DASY5 Configuration:

- Probe: AM1DV3 - 3104; ; Calibrated: 2023/3/16
- Sensor-Surface: 0mm (Fix Surface)
- Electronics: DAE4 Sn1399; Calibrated: 2023/2/21
- Phantom: HAC Test Arch with AMCC; Type: SD HAC P01 BA;
- Measurement SW: DASY52, Version 52.10 (4);SEMCAD X Version 14.6.14 (7501)


**General Scans/z (axial) 4.2mm 50 x 50/ABM Interpolated SNR(x,y,z) (121x121x1):** Interpolated grid:

dx=1.000 mm, dy=1.000 mm

ABM1/ABM2 = 37.22 dB

ABM1 comp = 9.20 dBA/m

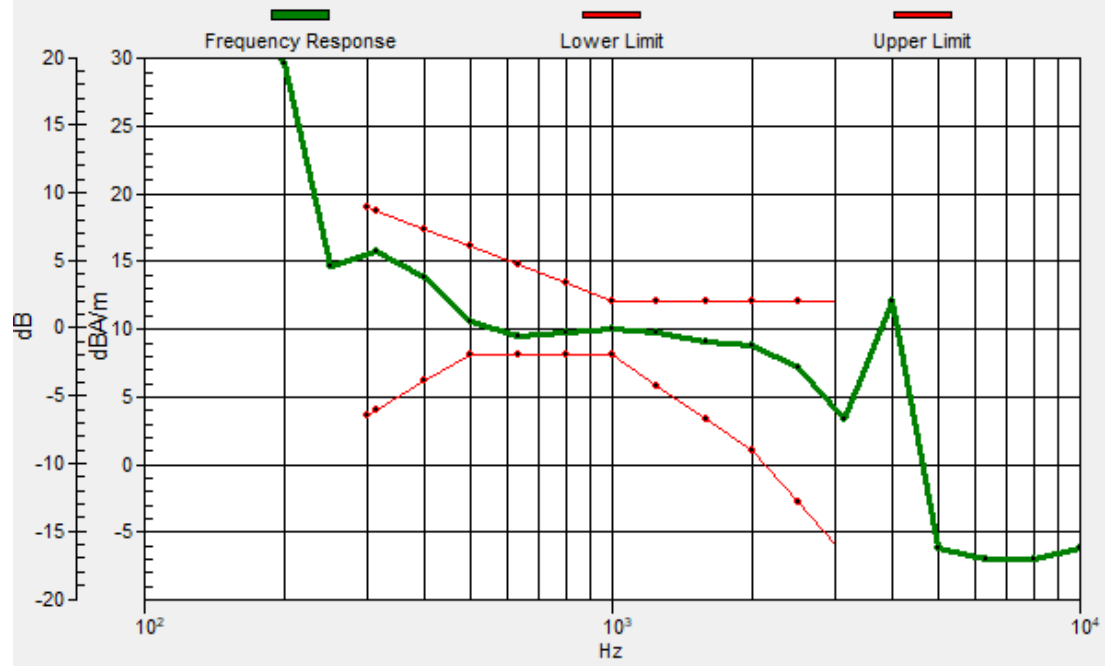
Location: 7.5, -11.7, 3.7 mm



0 dB = 72.59 = 37.22 dB

# General Scans/z (axial) wideband at best S/N/ABM Freq Resp(x,y,z,f)

Loc: 7.4, -11.5, 3.7 mm Diff: 1.44dB



### #01\_HAC\_T-Coil\_GSM850\_EDGE 2 Tx slots\_Ch189\_Transversal (Y)

Communication System: GSM850; Frequency: 836.4 MHz

Medium: Air Medium parameters used:  $\sigma = 0$  S/m,  $\epsilon_r = 1$ ;  $\rho = 0$  kg/m<sup>3</sup>

Ambient Temperature : 23.5 °C

DASY5 Configuration:

- Probe: AM1DV3 - 3104; ; Calibrated: 2023/3/16
- Sensor-Surface: 0mm (Fix Surface)
- Electronics: DAE4 Sn1399; Calibrated: 2023/2/21
- Phantom: HAC Test Arch with AMCC; Type: SD HAC P01 BA;
- Measurement SW: DASY52, Version 52.10 (4);SEMCAD X Version 14.6.14 (7501)


#### General Scans/y (transversal) 4.2mm 50 x 50/ABM Interpolated SNR(x,y,z) (121x121x1): Interpolated

grid: dx=1.000 mm, dy=1.000 mm

ABM1/ABM2 = 44.59 dB

ABM1 comp = 0.99 dBA/m

Location: 4, -18.7, 3.7 mm



0 dB = 169.7 = 44.59 dB

## #02\_HAC\_T-Coil\_GSM1900\_EDGE 2 Tx slots\_Ch661\_Axial (Z)

Communication System: PCS; Frequency: 1880 MHz

Medium: Air Medium parameters used:  $\sigma = 0$  S/m,  $\epsilon_r = 1$ ;  $\rho = 0$  kg/m<sup>3</sup>

Ambient Temperature : 23.5 °C

DASY5 Configuration:

- Probe: AM1DV3 - 3104; ; Calibrated: 2023/3/16
- Sensor-Surface: 0mm (Fix Surface)
- Electronics: DAE4 Sn1399; Calibrated: 2023/2/21
- Phantom: HAC Test Arch with AMCC; Type: SD HAC P01 BA;
- Measurement SW: DASY52, Version 52.10 (4);SEMCAD X Version 14.6.14 (7501)

**General Scans/z (axial) 4.2mm 50 x 50/ABM Interpolated SNR(x,y,z) (121x121x1):** Interpolated grid:

dx=1.000 mm, dy=1.000 mm

ABM1/ABM2 = 46.27 dB

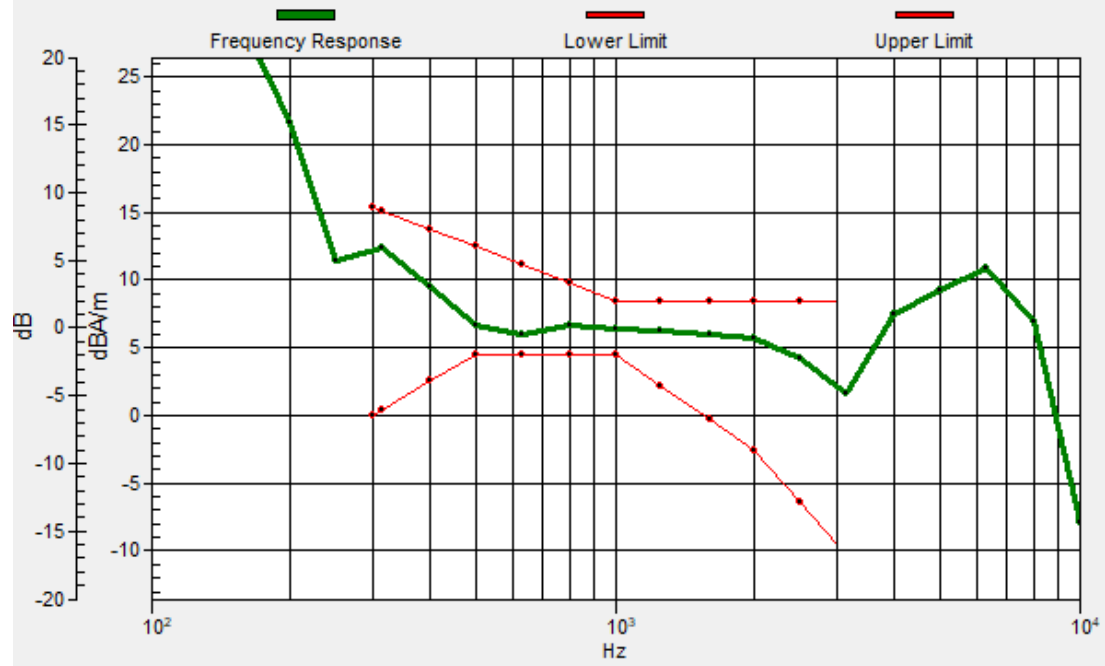
ABM1 comp = 7.88 dBA/m

Location: 4, -11, 3.7 mm



# General Scans/z (axial) wideband at best S/N/ABM Freq Resp(x,y,z,f)

Loc: 4.1, -11.1, 3.7 mm Diff: 1.57dB



## #02\_HAC\_T-Coil\_GSM1900\_EDGE 2 Tx slots\_Ch661\_Transversal (Y)

Communication System: PCS; Frequency: 1880 MHz

Medium: Air Medium parameters used:  $\sigma = 0$  S/m,  $\epsilon_r = 1$ ;  $\rho = 0$  kg/m<sup>3</sup>

Ambient Temperature : 23.5 °C

DASY5 Configuration:

- Probe: AM1DV3 - 3104; ; Calibrated: 2023/3/16
- Sensor-Surface: 0mm (Fix Surface)
- Electronics: DAE4 Sn1399; Calibrated: 2023/2/21
- Phantom: HAC Test Arch with AMCC; Type: SD HAC P01 BA;
- Measurement SW: DASY52, Version 52.10 (4);SEMCAD X Version 14.6.14 (7501)

**General Scans/y (transversal) 4.2mm 50 x 50/ABM Interpolated SNR(x,y,z) (121x121x1):** Interpolated

grid: dx=1.000 mm, dy=1.000 mm

ABM1/ABM2 = 44.58 dB

ABM1 comp = 1.19 dBA/m

Location: 5.4, -18.7, 3.7 mm



### #03\_HAC\_T-Coil\_WCDMA II\_HSPA\_Ch9400\_Axial (Z)

Communication System: WCDMA; Frequency: 1880 MHz

Medium: Air Medium parameters used:  $\sigma = 0$  S/m,  $\epsilon_r = 1$ ;  $\rho = 0$  kg/m<sup>3</sup>

Ambient Temperature : 23.5 °C

DASY5 Configuration:

- Probe: AM1DV3 - 3104; ; Calibrated: 2023/3/16
- Sensor-Surface: 0mm (Fix Surface)
- Electronics: DAE4 Sn1399; Calibrated: 2023/2/21
- Phantom: HAC Test Arch with AMCC; Type: SD HAC P01 BA;
- Measurement SW: DASY52, Version 52.10 (4);SEMCAD X Version 14.6.14 (7501)

**General Scans/z (axial) 4.2mm 50 x 50 2/ABM Interpolated SNR(x,y,z) (121x121x1):** Interpolated grid:

dx=1.000 mm, dy=1.000 mm

ABM1/ABM2 = 55.87 dB

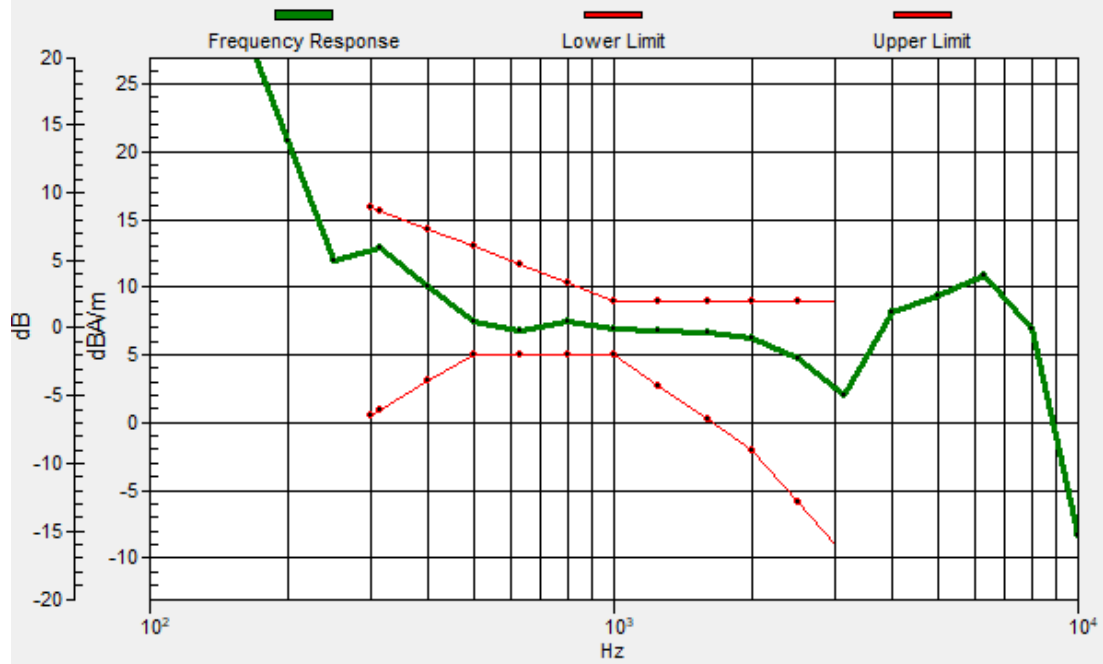
ABM1 comp = 13.23 dBA/m

Location: 9.6, -11.7, 3.7 mm



# General Scans/z (axial) wideband at best S/N/ABM Freq Resp(x,y,z,f)

Loc: 5, -10.8, 3.7 mm Diff: 1.83dB





### #03\_HAC\_T-Coil\_WCDMA II\_HSPA\_Ch9400\_Transversal (Y)

Communication System: WCDMA; Frequency: 1880 MHz

Medium: Air Medium parameters used:  $\sigma = 0$  S/m,  $\epsilon_r = 1$ ;  $\rho = 0$  kg/m<sup>3</sup>

Ambient Temperature : 23.5 °C

DASY5 Configuration:

- Probe: AM1DV3 - 3104; ; Calibrated: 2023/3/16
- Sensor-Surface: 0mm (Fix Surface)
- Electronics: DAE4 Sn1399; Calibrated: 2023/2/21
- Phantom: HAC Test Arch with AMCC; Type: SD HAC P01 BA;
- Measurement SW: DASY52, Version 52.10 (4);SEMCAD X Version 14.6.14 (7501)

**General Scans/y (transversal) 4.2mm 50 x 50/ABM Interpolated SNR(x,y,z) (121x121x1):** Interpolated

grid: dx=1.000 mm, dy=1.000 mm

ABM1/ABM2 = 50.98 dB

ABM1 comp = 5.40 dBA/m

Location: 8.2, -18.7, 3.7 mm



### #04\_HAC\_T-Coil\_WCDMA IV\_HSPA\_Ch1413\_Axial (Z)

Communication System: WCDMA; Frequency: 1732.6 MHz

Medium: Air Medium parameters used:  $\sigma = 0$  S/m,  $\epsilon_r = 1$ ;  $\rho = 0$  kg/m<sup>3</sup>

Ambient Temperature : 23.5 °C

DASY5 Configuration:

- Probe: AM1DV3 - 3104; ; Calibrated: 2023/3/16
- Sensor-Surface: 0mm (Fix Surface)
- Electronics: DAE4 Sn1399; Calibrated: 2023/2/21
- Phantom: HAC Test Arch with AMCC; Type: SD HAC P01 BA;
- Measurement SW: DASY52, Version 52.10 (4);SEMCAD X Version 14.6.14 (7501)

**General Scans/z (axial) 4.2mm 50 x 50/ABM Interpolated SNR(x,y,z) (121x121x1):** Interpolated grid:

dx=1.000 mm, dy=1.000 mm

ABM1/ABM2 = 57.53 dB

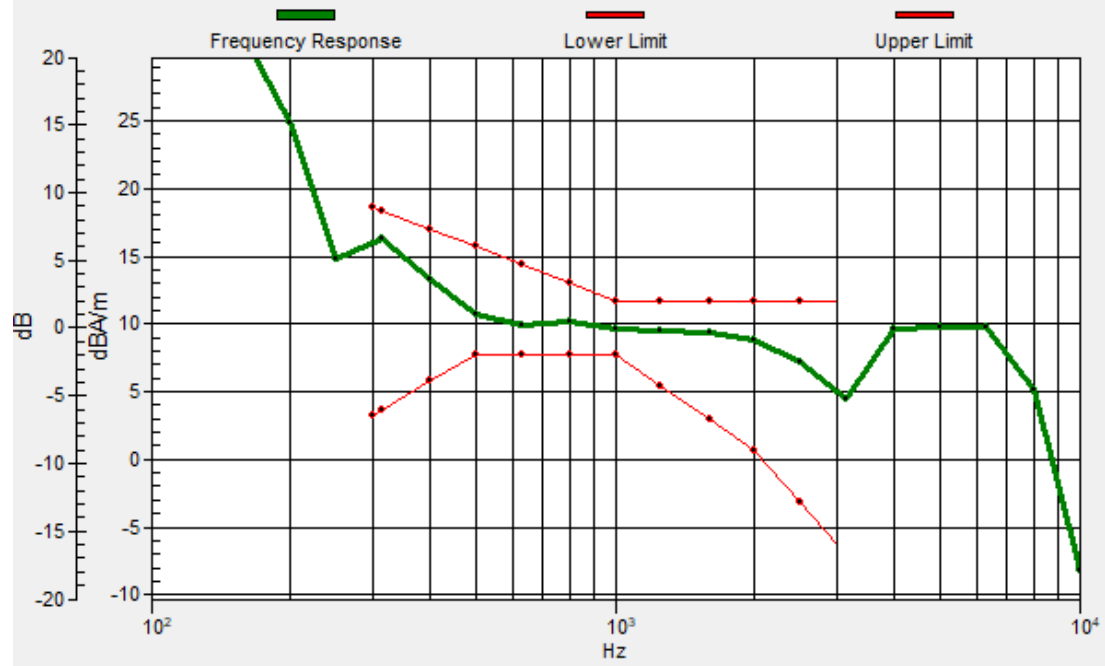
ABM1 comp = 13.28 dBA/m

Location: 10.3, -11.7, 3.7 mm



# General Scans/z (axial) wideband at best S/N/ABM Freq Resp(x,y,z,f)

Loc: 10.1, -11.6, 3.7 mm Diff: 2dB



### #04\_HAC\_T-Coil\_WCDMA IV\_HSPA\_Ch1413\_Transversal (Y)

Communication System: WCDMA; Frequency: 1732.6 MHz

Medium: Air Medium parameters used:  $\sigma = 0$  S/m,  $\epsilon_r = 1$ ;  $\rho = 0$  kg/m<sup>3</sup>

Ambient Temperature : 23.5 °C

DASY5 Configuration:

- Probe: AM1DV3 - 3104; ; Calibrated: 2023/3/16
- Sensor-Surface: 0mm (Fix Surface)
- Electronics: DAE4 Sn1399; Calibrated: 2023/2/21
- Phantom: HAC Test Arch with AMCC; Type: SD HAC P01 BA;
- Measurement SW: DASY52, Version 52.10 (4);SEMCAD X Version 14.6.14 (7501)

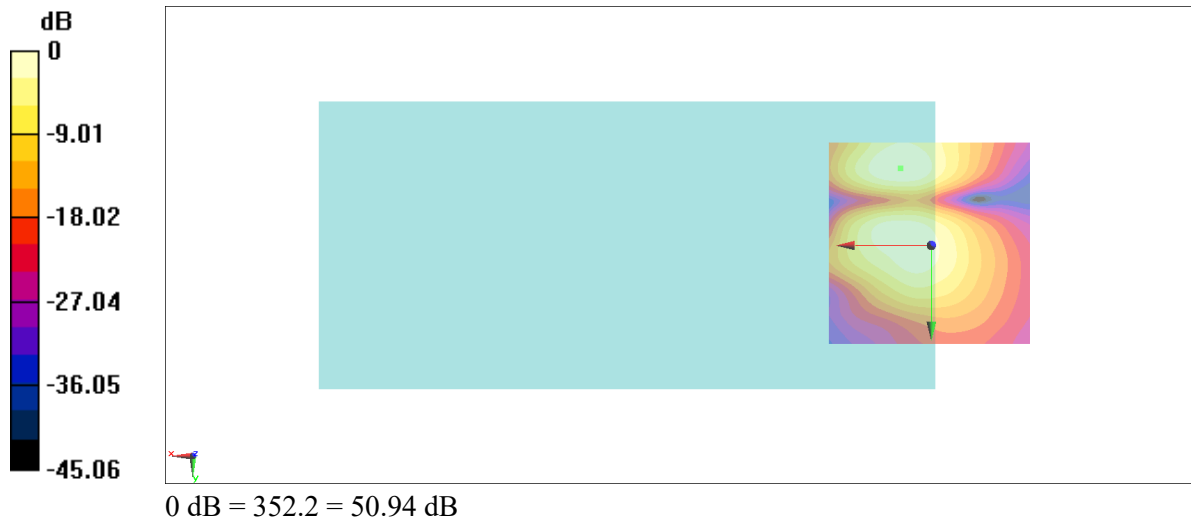
#### General Scans/y (transversal) 4.2mm 50 x 50/ABM Interpolated SNR(x,y,z) (121x121x1): Interpolated

grid: dx=1.000 mm, dy=1.000 mm

ABM1/ABM2 = 50.94 dB

ABM1 comp = 4.92 dBA/m

Location: 7.5, -18.7, 3.7 mm



### #05\_HAC\_T-Coil\_WCDMA V\_HSPA\_Ch4182\_Axial (Z)

Communication System: WCDMA; Frequency: 836.4 MHz

Medium: Air Medium parameters used:  $\sigma = 0$  S/m,  $\epsilon_r = 1$ ;  $\rho = 0$  kg/m<sup>3</sup>

Ambient Temperature : 23.5 °C

DASY5 Configuration:

- Probe: AM1DV3 - 3104; ; Calibrated: 2023/3/16
- Sensor-Surface: 0mm (Fix Surface)
- Electronics: DAE4 Sn1399; Calibrated: 2023/2/21
- Phantom: HAC Test Arch with AMCC; Type: SD HAC P01 BA;
- Measurement SW: DASY52, Version 52.10 (4);SEMCAD X Version 14.6.14 (7501)

**General Scans/z (axial) 4.2mm 50 x 50/ABM Interpolated SNR(x,y,z) (121x121x1):** Interpolated grid:

dx=1.000 mm, dy=1.000 mm

ABM1/ABM2 = 54.97 dB

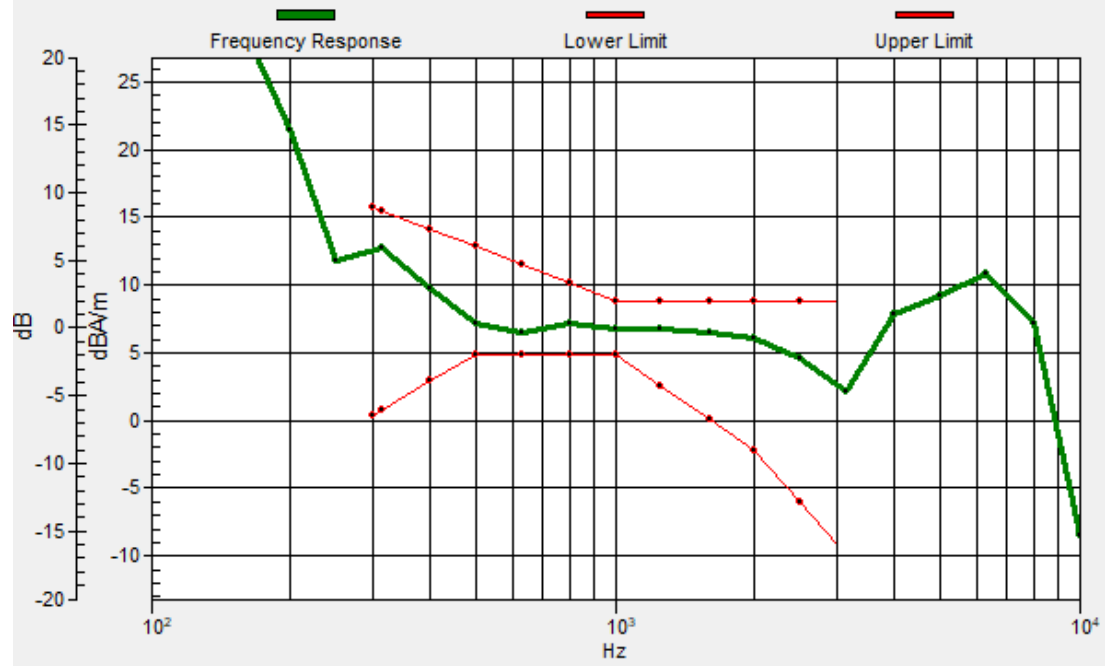
ABM1 comp = 7.88 dBA/m

Location: 5.4, -11, 3.7 mm



# General Scans/z (axial) wideband at best S/N/ABM Freq Resp(x,y,z,f)

Loc: 5.3, -10.7, 3.7 mm Diff: 1.65dB



### #05\_HAC\_T-Coil\_WCDMA V\_HSPA\_Ch4182\_Transversal (Y)

Communication System: WCDMA; Frequency: 836.4 MHz

Medium: Air Medium parameters used:  $\sigma = 0$  S/m,  $\epsilon_r = 1$ ;  $\rho = 0$  kg/m<sup>3</sup>

Ambient Temperature : 23.5 °C

DASY5 Configuration:

- Probe: AM1DV3 - 3104; ; Calibrated: 2023/3/16
- Sensor-Surface: 0mm (Fix Surface)
- Electronics: DAE4 Sn1399; Calibrated: 2023/2/21
- Phantom: HAC Test Arch with AMCC; Type: SD HAC P01 BA;
- Measurement SW: DASY52, Version 52.10 (4);SEMCAD X Version 14.6.14 (7501)

#### General Scans/y (transversal) 4.2mm 50 x 50/ABM Interpolated SNR(x,y,z) (121x121x1): Interpolated

grid: dx=1.000 mm, dy=1.000 mm

ABM1/ABM2 = 51.02 dB

ABM1 comp = 5.33 dBA/m

Location: 8.2, -18.7, 3.7 mm



### #06\_HAC\_T-Coil\_LTE Band 26\_15M\_16QAM\_1\_0\_Ch26865\_Axial (Z)

Communication System: LTE; Frequency: 831.5 MHz

Medium: Air Medium parameters used:  $\sigma = 0$  S/m,  $\epsilon_r = 1$ ;  $\rho = 0$  kg/m<sup>3</sup>

Ambient Temperature : 23.5 °C

DASY5 Configuration:

- Probe: AM1DV3 - 3104; ; Calibrated: 2023/3/16
- Sensor-Surface: 0mm (Fix Surface)
- Electronics: DAE4 Sn1399; Calibrated: 2023/2/21
- Phantom: HAC Test Arch with AMCC; Type: SD HAC P01 BA;
- Measurement SW: DASY52, Version 52.10 (4);SEMCAD X Version 14.6.14 (7501)

**General Scans/z (axial) 4.2mm 50 x 50/ABM Interpolated SNR(x,y,z) (121x121x1):** Interpolated grid:

dx=1.000 mm, dy=1.000 mm

ABM1/ABM2 = 55.56 dB

ABM1 comp = 12.50 dBA/m

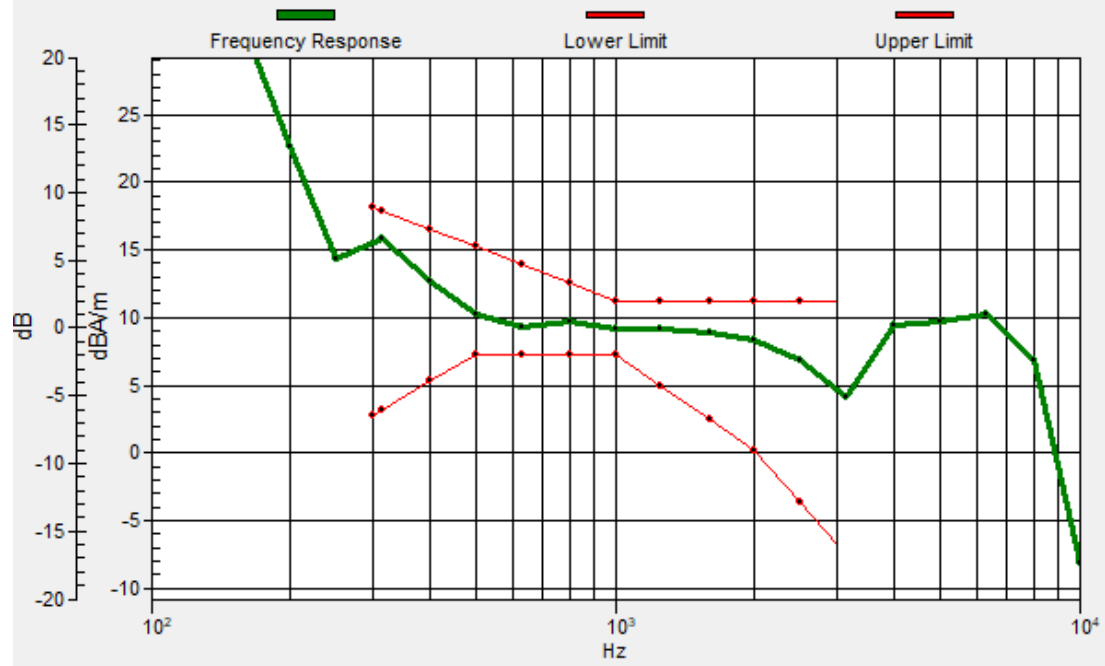
Location: 8.9, -11.7, 3.7 mm





# General Scans/z (axial) wideband at best S/N/ABM Freq Resp(x,y,z,f)

Loc: 9.2, -12, 3.7 mm Diff: 2dB



### #06\_HAC\_T-Coil\_LTE Band 26\_15M\_16QAM\_1\_0\_Ch26865\_Transversal (Y)

Communication System: LTE; Frequency: 831.5 MHz

Medium: Air Medium parameters used:  $\sigma = 0$  S/m,  $\epsilon_r = 1$ ;  $\rho = 0$  kg/m<sup>3</sup>

Ambient Temperature : 23.5 °C

DASY5 Configuration:

- Probe: AM1DV3 - 3104; ; Calibrated: 2023/3/16
- Sensor-Surface: 0mm (Fix Surface)
- Electronics: DAE4 Sn1399; Calibrated: 2023/2/21
- Phantom: HAC Test Arch with AMCC; Type: SD HAC P01 BA;
- Measurement SW: DASY52, Version 52.10 (4);SEMCAD X Version 14.6.14 (7501)

#### General Scans/y (transversal) 4.2mm 50 x 50/ABM Interpolated SNR(x,y,z) (121x121x1): Interpolated

grid: dx=1.000 mm, dy=1.000 mm

ABM1/ABM2 = 49.21 dB

ABM1 comp = 4.32 dBA/m

Location: 6.8, -19.4, 3.7 mm



### #07\_HAC\_T-Coil\_LTE Band 41\_20M\_16QAM\_1\_0\_Ch40620\_Axial (Z)

Communication System: LTE; Frequency: 2593 MHz

Medium: Air Medium parameters used:  $\sigma = 0$  S/m,  $\epsilon_r = 1$ ;  $\rho = 0$  kg/m<sup>3</sup>

Ambient Temperature : 23.5 °C

DASY5 Configuration:

- Probe: AM1DV3 - 3104; ; Calibrated: 2023/3/16
- Sensor-Surface: 0mm (Fix Surface)
- Electronics: DAE4 Sn1399; Calibrated: 2023/2/21
- Phantom: HAC Test Arch with AMCC; Type: SD HAC P01 BA;
- Measurement SW: DASY52, Version 52.10 (4);SEMCAD X Version 14.6.14 (7501)

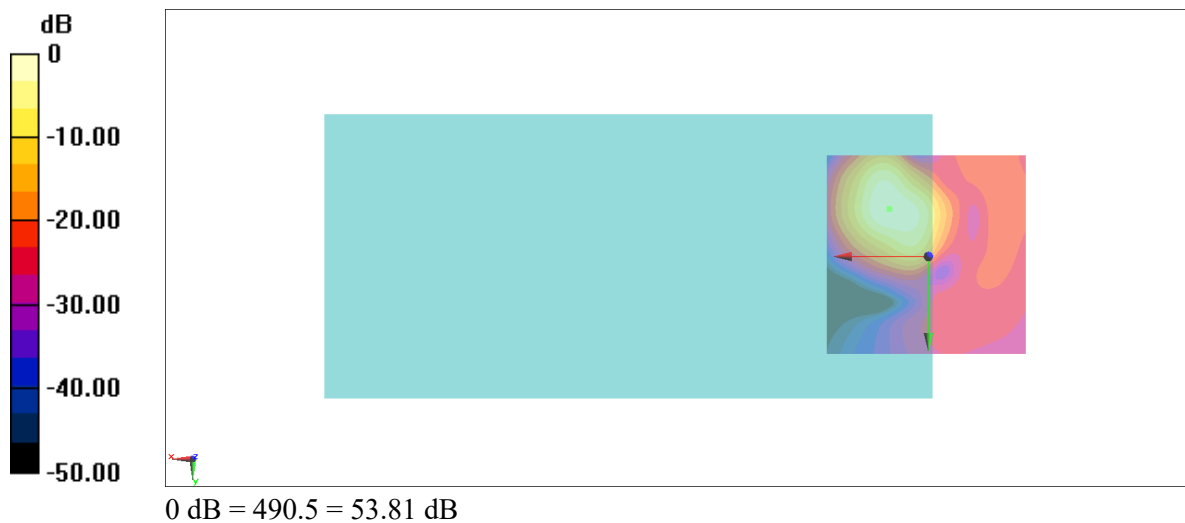
**General Scans/z (axial) 4.2mm 50 x 50/ABM Interpolated SNR(x,y,z) (121x121x1):** Interpolated grid:

dx=1.000 mm, dy=1.000 mm

ABM1/ABM2 = 53.81 dB

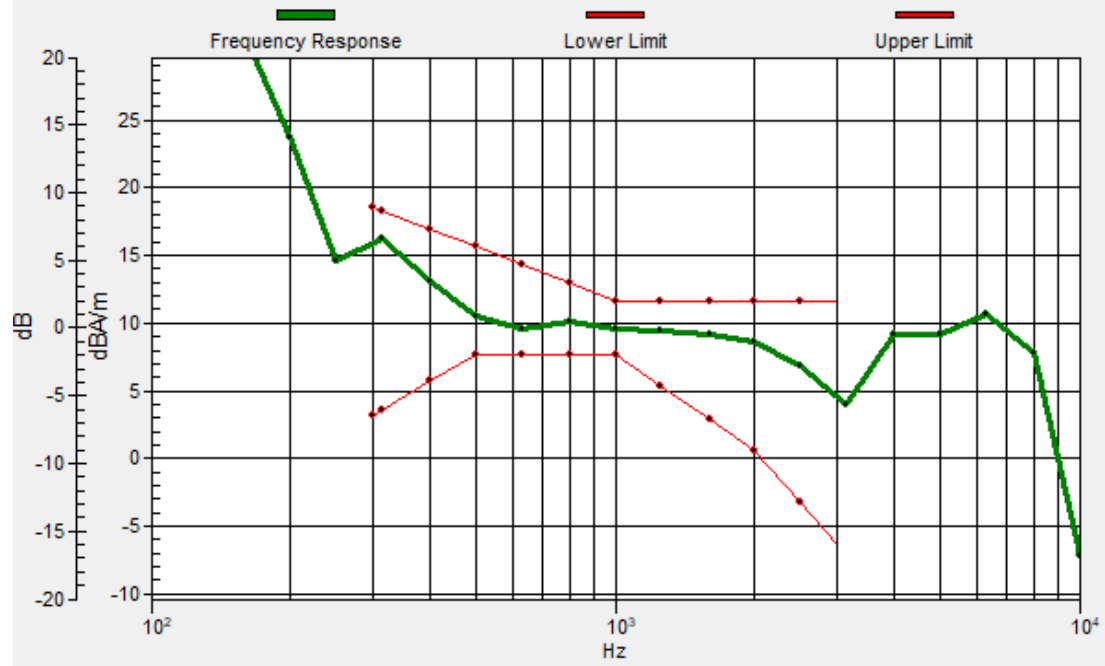
ABM1 comp = 12.69 dBA/m

Location: 9.6, -11.7, 3.7 mm



# General Scans/z (axial) wideband at best S/N/ABM Freq Resp(x,y,z,f)

Loc: 9.7, -11.8, 3.7 mm Diff: 2dB



### #07\_HAC\_T-Coil\_LTE Band 41\_20M\_16QAM\_1\_0\_Ch40620\_Transversal (Y)

Communication System: LTE; Frequency: 2593 MHz

Medium: Air Medium parameters used:  $\sigma = 0$  S/m,  $\epsilon_r = 1$ ;  $\rho = 0$  kg/m<sup>3</sup>

Ambient Temperature : 23.5 °C

DASY5 Configuration:

- Probe: AM1DV3 - 3104; ; Calibrated: 2023/3/16
- Sensor-Surface: 0mm (Fix Surface)
- Electronics: DAE4 Sn1399; Calibrated: 2023/2/21
- Phantom: HAC Test Arch with AMCC; Type: SD HAC P01 BA;
- Measurement SW: DASY52, Version 52.10 (4);SEMCAD X Version 14.6.14 (7501)


**General Scans/y (transversal) 4.2mm 50 x 50/ABM Interpolated SNR(x,y,z) (121x121x1):** Interpolated

grid: dx=1.000 mm, dy=1.000 mm

ABM1/ABM2 = 48.18 dB

ABM1 comp = 2.15 dBA/m

Location: 4, -1.2, 3.7 mm



### #08\_HAC\_T-Coil\_FR1\_n26\_20M\_QPSK\_1\_1\_Ch166300\_Axial (Z)

Communication System: NR; Frequency: 831.5 MHz

Medium: Air Medium parameters used:  $\sigma = 0$  S/m,  $\epsilon_r = 1$ ;  $\rho = 0$  kg/m<sup>3</sup>

Ambient Temperature : 23.5 °C

DASY5 Configuration:

- Probe: AM1DV3 - 3104; ; Calibrated: 2023/3/16
- Sensor-Surface: 0mm (Fix Surface)
- Electronics: DAE4 Sn1399; Calibrated: 2023/2/21
- Phantom: HAC Test Arch with AMCC; Type: SD HAC P01 BA;
- Measurement SW: DASY52, Version 52.10 (4);SEMCAD X Version 14.6.14 (7501)

**General Scans/z (axial) 4.2mm 50 x 50/ABM Interpolated SNR(x,y,z) (121x121x1):** Interpolated grid:

dx=1.000 mm, dy=1.000 mm

ABM1/ABM2 = 54.00 dB

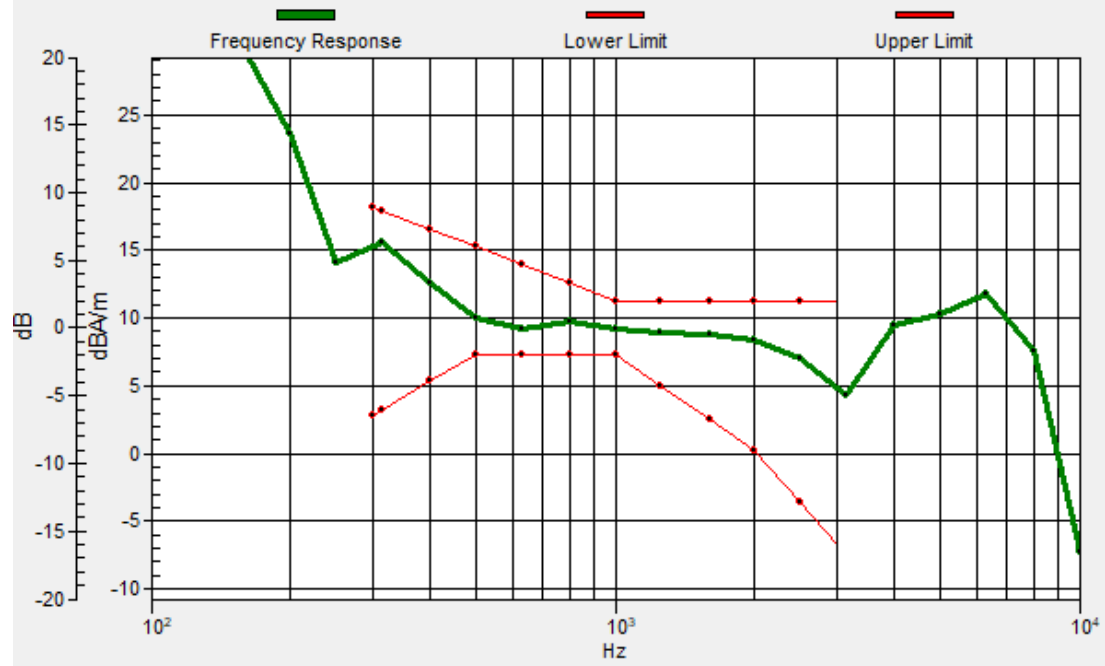
ABM1 comp = 12.05 dBA/m

Location: 8.2, -11.7, 3.7 mm



# General Scans/z (axial) wideband at best S/N/ABM Freq Resp(x,y,z,f)

Loc: 8.5, -11.8, 3.7 mm Diff: 1.91dB



### #08\_HAC\_T-Coil\_FR1\_n26\_15M\_QPSK\_1\_1\_Ch166300\_Transversal (Y)

Communication System: NR; Frequency: 831.5 MHz

Medium: Air Medium parameters used:  $\sigma = 0$  S/m,  $\epsilon_r = 1$ ;  $\rho = 0$  kg/m<sup>3</sup>

Ambient Temperature : 23.5 °C

DASY5 Configuration:

- Probe: AM1DV3 - 3104; ; Calibrated: 2023/3/16
- Sensor-Surface: 0mm (Fix Surface)
- Electronics: DAE4 Sn1399; Calibrated: 2023/2/21
- Phantom: HAC Test Arch with AMCC; Type: SD HAC P01 BA;
- Measurement SW: DASY52, Version 52.10 (4);SEMCAD X Version 14.6.14 (7501)

#### General Scans/y (transversal) 4.2mm 50 x 50/ABM Interpolated SNR(x,y,z) (121x121x1): Interpolated

grid: dx=1.000 mm, dy=1.000 mm

ABM1/ABM2 = 48.49 dB

ABM1 comp = 1.23 dBA/m

Location: 3.3, 2.3, 3.7 mm





### #09\_HAC\_T-Coil\_FR1\_n78\_100M\_QPSK\_1\_1\_Ch650000\_Axial (Z)

Communication System: NR; Frequency: 3750 MHz; Duty Cycle: 1:1  
Medium: Air Medium parameters used:  $\sigma = 0$  S/m,  $\epsilon_r = 1$ ;  $\rho = 0$  kg/m<sup>3</sup>  
Ambient Temperature : 23.5 °C

#### DASY5 Configuration:

- Probe: AM1DV3 - 3104; ; Calibrated: 2023/3/16
- Sensor-Surface: 0mm (Fix Surface)
- Electronics: DAE4 Sn1399; Calibrated: 2023/2/21
- Phantom: HAC Test Arch with AMCC; Type: SD HAC P01 BA;
- Measurement SW: DASY52, Version 52.10 (4); SEMCAD X Version 14.6.14 (7501)

#### General Scans/z (axial) 4.2mm 50 x 50/ABM Interpolated SNR(x,y,z) (71x71x1): Interpolated grid:

dx=1.000 mm, dy=1.000 mm

ABM1/ABM2 = 43.94 dB

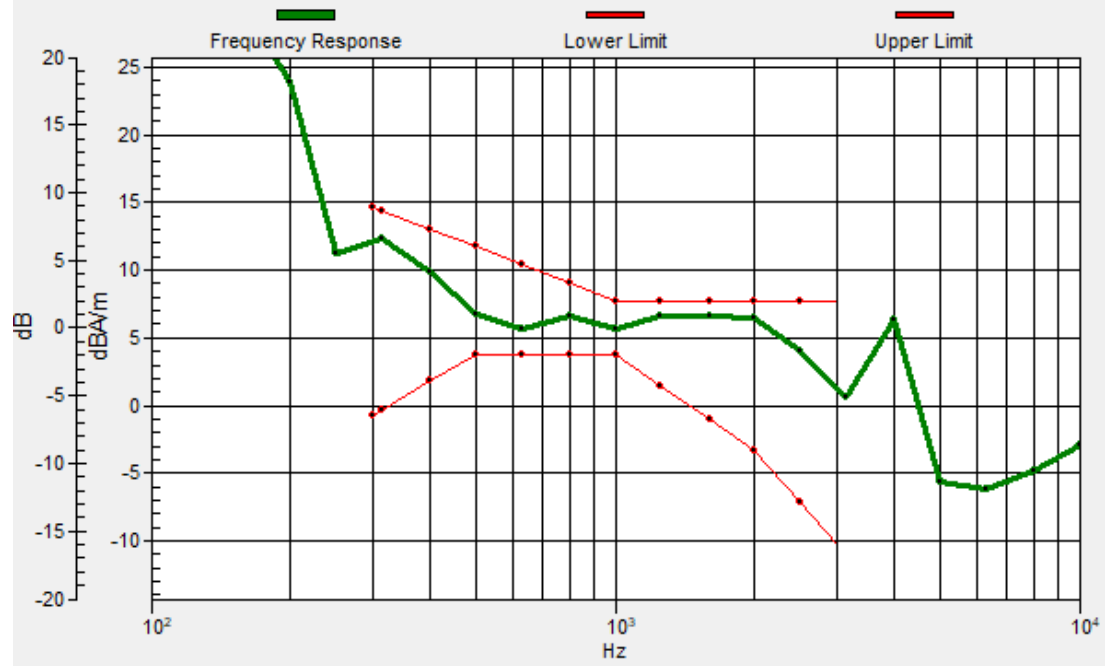
ABM1 comp = 7.07 dBA/m

Location: 4, -9.6, 3.7 mm



# General Scans/z (axial) wideband at best S/N/ABM Freq Resp(x,y,z,f)

Loc: 4.1, -9.7, 3.7 mm Diff: 1.12dB




**#09\_HAC\_T-Coil\_FR1 n78\_100M\_QPSK\_1\_1\_Ch650000\_Transversal (Y)**

Communication System: NR; Frequency: 3750 MHz; Duty Cycle: 1:1  
 Medium: Air Medium parameters used:  $\sigma = 0$  S/m,  $\epsilon_r = 1$ ;  $\rho = 0$  kg/m<sup>3</sup>  
 Ambient Temperature : 23.5 °C

**DASY5 Configuration:**

- Probe: AM1DV3 - 3104; ; Calibrated: 2023/3/16
- Sensor-Surface: 0mm (Fix Surface)
- Electronics: DAE4 Sn1399; Calibrated: 2023/2/21
- Phantom: HAC Test Arch with AMCC; Type: SD HAC P01 BA;
- Measurement SW: DASY52, Version 52.10 (4); SEMCAD X Version 14.6.14 (7501)

**General Scans/y (transversal) 4.2mm 50 x 50/ABM Interpolated SNR(x,y,z) (71x71x1):** Interpolated  
 grid: dx=1.000 mm, dy=1.000 mm  
 ABM1/ABM2 = 40.91 dB  
 ABM1 comp = 1.55 dBA/m  
 Location: 3.3, -18, 3.7 mm



0 dB = 111.0 = 40.91 dB

### #10\_HAC\_T-Coil\_WLAN2.4GHz\_802.11b\_1Mbps\_Ch6\_Axial (Z)

Communication System: 802.11b; Frequency: 2437 MHz

Medium: Air Medium parameters used:  $\sigma = 0$  S/m,  $\epsilon_r = 1$ ;  $\rho = 0$  kg/m<sup>3</sup>

Ambient Temperature : 23.5 °C

DASY5 Configuration:

- Probe: AM1DV3 - 3104; ; Calibrated: 2023/3/16
- Sensor-Surface: 0mm (Fix Surface)
- Electronics: DAE4 Sn1399; Calibrated: 2023/2/21
- Phantom: HAC Test Arch with AMCC; Type: SD HAC P01 BA;
- Measurement SW: DASY52, Version 52.10 (4);SEMCAD X Version 14.6.14 (7501)

**General Scans/z (axial) 4.2mm 50 x 50/ABM Interpolated SNR(x,y,z) (121x121x1):** Interpolated grid:

dx=1.000 mm, dy=1.000 mm

ABM1/ABM2 = 54.53 dB

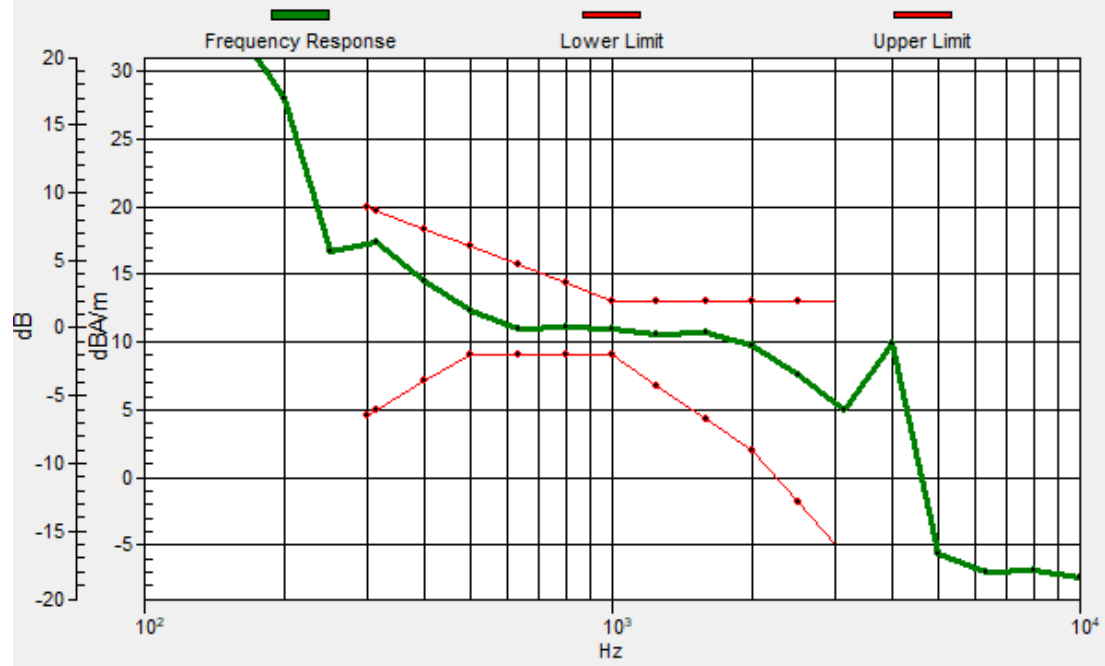
ABM1 comp = 13.67 dBA/m

Location: 11, -11.7, 3.7 mm



# General Scans/z (axial) wideband at best S/N 2 2/ABM Freq Resp(x,y,z,f)

Loc: 10.9, -11.4, 3.7 mm Diff: 1.95dB



### #10\_HAC\_T-Coil\_WLAN2.4GHz\_802.11b\_1Mbps\_Ch6\_Transversal (Y)

Communication System: 802.11b; Frequency: 2437 MHz

Medium: Air Medium parameters used:  $\sigma = 0$  S/m,  $\epsilon_r = 1$ ;  $\rho = 0$  kg/m<sup>3</sup>

Ambient Temperature : 23.5 °C

DASY5 Configuration:

- Probe: AM1DV3 - 3104; ; Calibrated: 2023/3/16
- Sensor-Surface: 0mm (Fix Surface)
- Electronics: DAE4 Sn1399; Calibrated: 2023/2/21
- Phantom: HAC Test Arch with AMCC; Type: SD HAC P01 BA;
- Measurement SW: DASY52, Version 52.10 (4);SEMCAD X Version 14.6.14 (7501)

**General Scans/y (transversal) 4.2mm 50 x 50/ABM Interpolated SNR(x,y,z) (121x121x1):** Interpolated

grid: dx=1.000 mm, dy=1.000 mm

ABM1/ABM2 = 45.71 dB

ABM1 comp = -4.61 dBA/m

Location: -3, 3, 3.7 mm



### #11\_HAC\_T-Coil\_WLAN5GHz\_802.11a\_6Mbps\_Ch40\_Axial (Z)

Communication System: 802.11a; Frequency: 5200 MHz

Medium: Air Medium parameters used:  $\sigma = 0$  S/m,  $\epsilon_r = 1$ ;  $\rho = 0$  kg/m<sup>3</sup>

Ambient Temperature : 23.5 °C

DASY5 Configuration:

- Probe: AM1DV3 - 3104; ; Calibrated: 2023/3/16
- Sensor-Surface: 0mm (Fix Surface)
- Electronics: DAE4 Sn1399; Calibrated: 2023/2/21
- Phantom: HAC Test Arch with AMCC; Type: SD HAC P01 BA;
- Measurement SW: DASY52, Version 52.10 (4);SEMCAD X Version 14.6.14 (7501)

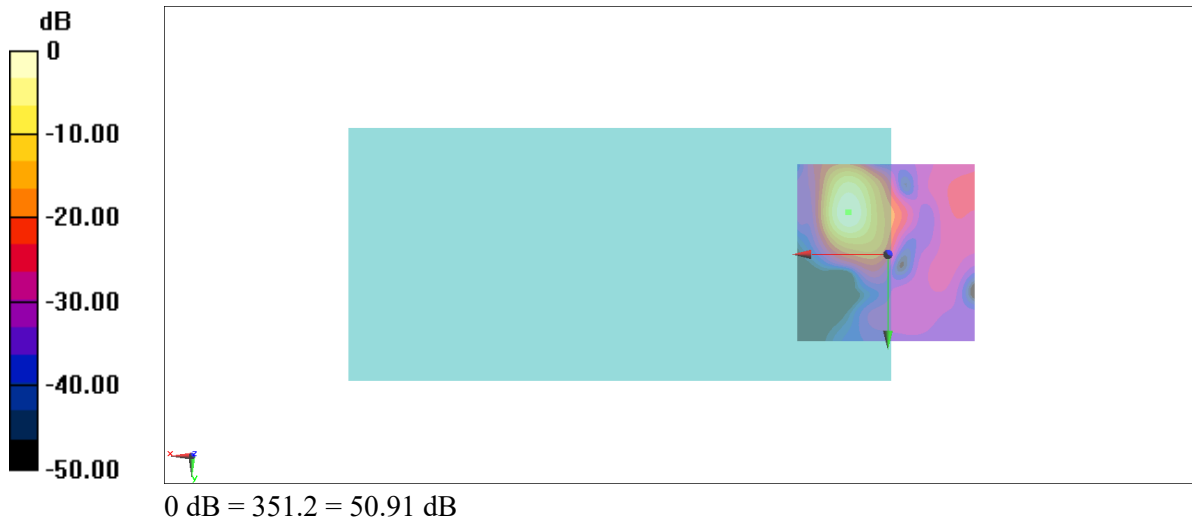
**General Scans/z (axial) 4.2mm 50 x 50/ABM Interpolated SNR(x,y,z) (121x121x1):** Interpolated grid:

dx=1.000 mm, dy=1.000 mm

ABM1/ABM2 = 50.91 dB

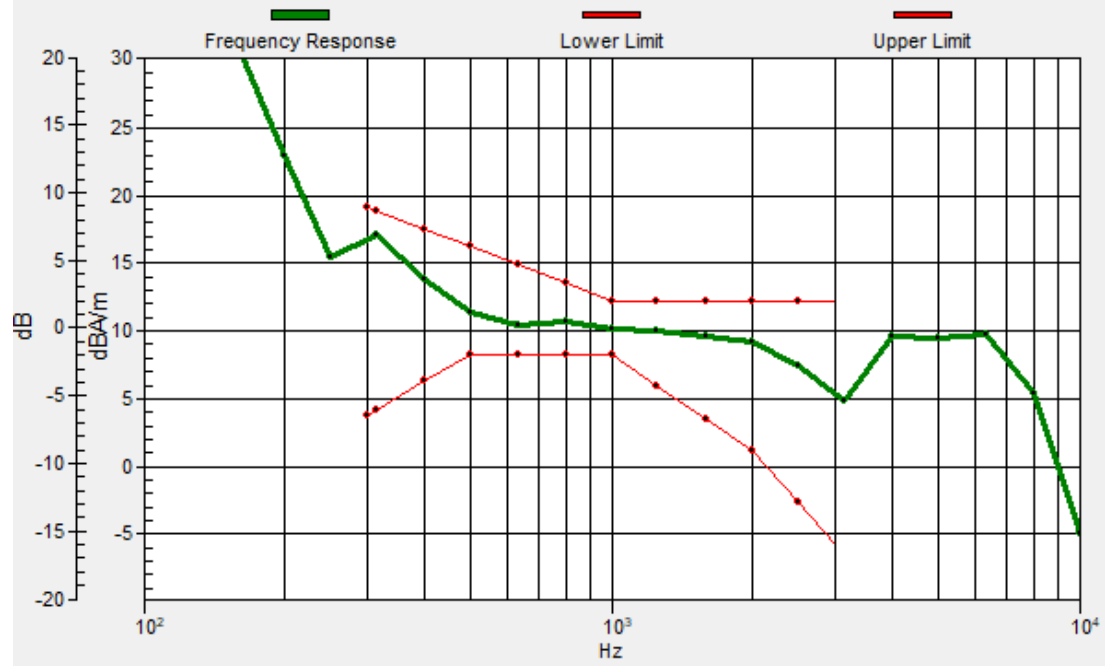
ABM1 comp = 13.62 dBA/m

Location: 11, -11.7, 3.7 mm



# General Scans/z (axial) wideband at best S/N/ABM Freq Resp(x,y,z,f)

Loc: 10.9, -11.7, 3.7 mm Diff: 1.86dB





### #11\_HAC\_T-Coil\_WLAN5GHz\_802.11a\_6Mbps\_Ch40\_Transversal (Y)

Communication System: 802.11a; Frequency: 5200 MHz

Medium: Air Medium parameters used:  $\sigma = 0$  S/m,  $\epsilon_r = 1$ ;  $\rho = 0$  kg/m<sup>3</sup>

Ambient Temperature : 23.5 °C

DASY5 Configuration:

- Probe: AM1DV3 - 3104; ; Calibrated: 2023/3/16
- Sensor-Surface: 0mm (Fix Surface)
- Electronics: DAE4 Sn1399; Calibrated: 2023/2/21
- Phantom: HAC Test Arch with AMCC; Type: SD HAC P01 BA;
- Measurement SW: DASY52, Version 52.10 (4);SEMCAD X Version 14.6.14 (7501)

**General Scans/y (transversal) 4.2mm 50 x 50/ABM Interpolated SNR(x,y,z) (121x121x1):** Interpolated

grid: dx=1.000 mm, dy=1.000 mm

ABM1/ABM2 = 47.96 dB

ABM1 comp = -2.15 dBA/m

Location: -0.9, 3, 3.7 mm

