



# FCC RF Test Report

**APPLICANT** : Motorola Mobility LLC  
**EQUIPMENT** : Mobile Cellular Phone  
**BRAND NAME** : Motorola  
**MODEL NAME** : XT2451-1, XT2451-2  
**FCC ID** : IHDT56AP9  
**STANDARD** : FCC Part 15 Subpart E §15.407  
**CLASSIFICATION** : 15E 6 GHz Low Power Indoor Client (6XD)  
**TEST DATE(S)** : Feb. 19, 2024 ~ Apr. 01, 2024

We, Sporton International Inc. (ShenZhen), would like to declare that the tested sample has been evaluated in accordance with the test procedures and has been in compliance with the applicable technical standards.

The test results in this report apply exclusively to the tested model / sample. Without written approval of Sporton International Inc. (ShenZhen), the test report shall not be reproduced except in full.

Jason Jia

Approved by: Jason Jia



**Sporton International Inc. (ShenZhen)**

**1/F, 2/F, Bldg 5, Shiling Industrial Zone, Xinwei Village, Xili, Nanshan, Shenzhen, 518055**

**People's Republic of China**



# Table of Contents

- 1 General Description ..... 5**
  - 1.1 Applicant ..... 5
  - 1.2 Manufacturer ..... 5
  - 1.3 Product Feature of Equipment Under Test ..... 5
  - 1.4 Product Specification of Equipment Under Test ..... 6
  - 1.5 Modification of EUT ..... 9
  - 1.6 Specification of Accessory ..... 9
  - 1.7 Testing Location ..... 9
  - 1.8 Test Software ..... 9
  - 1.9 Applicable Standards ..... 10
- 2 Test Configuration of Equipment Under Test ..... 11**
  - 2.1 Carrier Frequency and Channel ..... 11
  - 2.2 Test Mode ..... 14
  - 2.3 Connection Diagram of Test System ..... 15
  - 2.4 Support Unit used in test configuration and system ..... 16
  - 2.5 EUT Operation Test Setup ..... 16
  - 2.6 Measurement Results Explanation Example ..... 17
- 3 Test Result ..... 18**
  - 3.1 26dB & 99% Occupied Bandwidth Measurement ..... 18
  - 3.2 Maximum conducted Output Power and Fundamental Maximum EIRP Measurement ..... 19
  - 3.3 Fundamental Power Spectral Density Measurement ..... 20
  - 3.4 In-Band Emissions (Channel Mask) ..... 22
  - 3.5 Contention Based Protocol ..... 24
  - 3.6 Unwanted Emissions Measurement ..... 33
  - 3.7 AC Conducted Emission Measurement ..... 37
  - 3.8 Antenna Requirements ..... 39
- 4 List of Measuring Equipment ..... 40**
- 5 Measurement Uncertainty ..... 41**
- Appendix A. Conducted Test Results**
- Appendix B. AC Conducted Emission Test Result**
- Appendix C. Radiated Spurious Emission**
- Appendix D. Radiated Spurious Emission Plots**
- Appendix E. Duty Cycle Plots**
- Appendix F. Setup Photographs**



### History of this test report

| Report No. | Version | Description             | Issued Date   |
|------------|---------|-------------------------|---------------|
| FR420703G  | 01      | Initial issue of report | Apr. 12, 2024 |
|            |         |                         |               |
|            |         |                         |               |
|            |         |                         |               |
|            |         |                         |               |
|            |         |                         |               |
|            |         |                         |               |
|            |         |                         |               |
|            |         |                         |               |
|            |         |                         |               |
|            |         |                         |               |
|            |         |                         |               |
|            |         |                         |               |
|            |         |                         |               |
|            |         |                         |               |



### Summary of Test Result

| Report Clause | Ref Std. Clause     | Test Items                         | Result (PASS/FAIL) | Remark                                    |
|---------------|---------------------|------------------------------------|--------------------|---|
| 3.1           | 15.407(a)(11)       | 26dB Emission Bandwidth            | Pass               | -   |
| 3.1           | 2.1049              | 99% Occupied Bandwidth             | Pass               | 1   |
| 3.2           | 15.407(a)(8)        | Maximum Conducted Output Power     | Reporting only     | -   |
| 3.2           | 15.407(a)(8)        | Fundamental Maximum EIRP           | Pass               | -   |
| 3.3           | 15.407(a)(8)        | Fundamental Power Spectral Density | Pass               | -   |
| 3.4           | 15.407(b)(7)        | In-Band Emissions (Channel Mask)   | Pass               | -   |
| 3.5           | 15.407(d)(6)        | Contention Based Protocol          | Pass               |   |
| 3.6           | 15.407(b)           | Unwanted Emissions                 | Pass               | Under limit<br>3.05 dB at<br>7125.280 MHz |
| 3.7           | 15.207              | AC Conducted Emission              | Pass               | Under limit<br>13.68 dB at<br>0.150 MHz   |
| 3.8           | 15.203<br>15.407(a) | Antenna Requirement                | Pass               | -   |

**Remark 1:** For channels with a nominal bandwidth of 320MHz, compliance is demonstrated by way of the 99% OBW

**Conformity Assessment Condition:**

- The test results (PASS/FAIL) with all measurement uncertainty excluded are presented against the regulation limits or in accordance with the requirements stipulated by the applicant/manufacturer who shall bear all the risks of non-compliance that may potentially occur if measurement uncertainty is taken into account.
- The measurement uncertainty please refer to each test result in the section "Measurement Uncertainty"

**Disclaimer:**

The product specifications of the EUT presented in the test report that may affect the test assessments are declared by the manufacturer who shall take full responsibility for the authenticity.



# 1 General Description

## 1.1 Applicant

Motorola Mobility LLC  
222 W,Merchandise Mart Plaza, Chicago IL 60654 USA

## 1.2 Manufacturer

Motorola Mobility LLC  
222 W,Merchandise Mart Plaza, Chicago IL 60654 USA

## 1.3 Product Feature of Equipment Under Test

| Product Feature |   |
|-----------------|---|
| Equipment       | Mobile Cellular Phone   |
| Brand Name      | Motorola  |
| Model Name      | XT2451-1, XT2451-2  |
| FCC ID          | IHDT56AP9   |
| IMEI Code       | Conducted: 350431590014232/350431590014240<br>Conduction: 350431590015254/350431590015262<br>Radiation: 350431590015650/350431590015668<br>CBP: 350431590015015/350431590015023 |
| HW Version      | DVT2  |
| SW Version      | U3UX34.16   |
| EUT Stage       | Identical Prototype   |

**Remark:**

1. The above EUT's information was declared by manufacturer. Please refer to the specifications or user's manual for more detailed description.
2. The two model names are only for market segment, no other difference.



### 1.4 Product Specification of Equipment Under Test

| Standards-related Product Specification |  |
|---|--|
| <b>Tx/Rx Frequency Range</b>            | U-NII-5: 5925 MHz ~ 6425 MHz<br>U-NII-6: 6425 MHz ~ 6525 MHz<br>U-NII-7: 6525 MHz ~ 6875 MHz<br>U-NII-8: 6875 MHz ~ 7125 MHz   |
| <b>Maximum EIRP</b>                     | <b>&lt;5925 MHz ~ 7125 MHz &gt;</b><br>802.11a : 8.40 dBm / 0.0069 W<br>802.11ax HE20 : 9.09 dBm / 0.0081 W<br>802.11ax HE40 : 10.29 dBm / 0.0107 W<br>802.11ax HE80 : 10.29 dBm / 0.0107 W<br>802.11ax HE160 : 10.61 dBm / 0.0115 W<br>802.11be EHT20 : 9.02 dBm / 0.0080 W<br>802.11be EHT40 : 10.11 dBm / 0.0103 W<br>802.11be EHT80 : 10.32 dBm / 0.0108 W<br>802.11be EHT160 : 10.16 dBm / 0.0104 W<br>802.11be EHT320 : 10.71 dBm / 0.0118 W   |
| <b>99% Occupied Bandwidth</b>           | 802.11a : 17.782 MHz<br>802.11ax HE20 : 19.341 MHz<br>802.11ax HE40 : 38.362 MHz<br>802.11ax HE80 : 78.162 MHz<br>802.11ax HE160 : 157.283 MHz<br>802.11be EHT20 : 19.341 MHz<br>802.11be EHT40 : 38.282 MHz<br>802.11be EHT80 : 78.162 MHz<br>802.11be EHT160 : 157.283 MHz<br>802.11be EHT320 : 315.844 MHz  |
| <b>Antenna Type / Gain</b>              | <b>&lt;5925 MHz ~ 6425 MHz &gt;</b><br><Ant. 5>: Loop Antenna with gain -3.70 dBi<br><Ant. 7>: IFA Antenna with gain -3.90 dBi<br><b>&lt;6425 MHz ~ 6525 MHz &gt;</b><br><Ant. 5>: Loop Antenna with gain -5.50 dBi<br><Ant. 7>: IFA Antenna with gain -4.70 dBi<br><b>&lt;6525 MHz ~ 6875 MHz &gt;</b><br><Ant. 5>: Loop Antenna with gain -6.60 dBi<br><Ant. 7>: IFA Antenna with gain -5.10 dBi<br><b>&lt;6875 MHz ~ 7125 MHz &gt;</b><br><Ant. 5>: Loop Antenna with gain -5.30 dBi<br><Ant. 7>: IFA Antenna with gain -6.21 dBi |
| <b>Type of Modulation</b>               | 802.11a: OFDM (BPSK / QPSK / 16QAM / 64QAM)<br>802.11ax: OFDM (BPSK / QPSK / 16QAM / 64QAM / 256QAM / 1024QAM)<br>802.11be: OFDM (BPSK / QPSK / 16QAM / 64QAM / 256QAM / 1024QAM / 4096QAM)  |

- Remark:** 1.The device support WIFI MIMO CDD mode.
- 2.The CBP mode does not support channel puncturing function. (Channel puncturing is only used for optimizing network performance)
- 3.802.11ax/be support full RU tone and partial RU tone, both full RU and partial RU-left (for low CH)and partial RU-right (for high CH) are tested for conducted power/PSD/Channel Mask in appendix A,all the other test case were performed with full RU with its maximum power/PSD.

4. 802.11be support small size RU, Large size RU and Puncturing modes as below, which is less than full RU conducted power, therefore have assessed only Power Density/RSE.

**<Small size RU 52+26 Tone>:**

| Bandwidth | Tones |    | Index |    | For test modes configure |
|-----------|-------|----|-------|----|--------------------------|
| 20MHz     | 26    | 52 | 1     | 38 | 1                        |
| 20MHz     | 52    | 26 | 38    | 4  | 2                        |
| 20MHz     | 52    | 26 | 39    | 7  | 3                        |

**<Small size RU 106+26 Tone>:**

| Bandwidth | Tones |     | Index |    | For test modes configure |
|-----------|-------|-----|-------|----|--------------------------|
| 20MHz     | 106   | 26  | 53    | 4  | 1                        |
| 20MHz     | 26    | 106 | 4     | 54 | 2                        |

**<Large size RU 484+242 tone> & <80M BW Puncturing 20MHz>:**

| Bandwidth | Tones |     | Index |    | For test modes configure |
|-----------|-------|-----|-------|----|--------------------------|
| 80MHz     | 242   | 484 | 62    | 66 | 1                        |
| 80MHz     | 242   | 484 | 61    | 66 | 2                        |
| 80MHz     | 484   | 242 | 65    | 64 | 3                        |
| 80MHz     | 484   | 242 | 65    | 63 | 4                        |

**<Large size RU 996+484 tone> & <160M BW Puncturing 40MHz>:**

| Bandwidth | Tones    |           | Index   |          | For test modes configure |
|-----------|----------|-----------|---------|----------|--------------------------|
| 160MHz    | 484-Left | 996-Right | 66-Left | 67-Right | 1                        |
| 160MHz    | 484-Left | 996-Right | 65-Left | 67-Right | 2                        |
| 160MHz    | 996-Left | 484-Right | 67-Left | 66-Right | 3                        |
| 160MHz    | 996-Left | 484-Right | 67-Left | 65-Right | 4                        |

**<Large size RU 996+484+242 tone> & <160M BW Puncturing 20MHz>:**

| Bandwidth | Tones    |           |           | Index   |          |          | For test modes configure |
|-----------|----------|-----------|-----------|---------|----------|----------|--------------------------|
| 160MHz    | 242-Left | 484-Left  | 996-Right | 62-Left | 66-Left  | 67-Right | 1                        |
| 160MHz    | 242-Left | 484-Left  | 996-Right | 61-Left | 66-Left  | 67-Right | 2                        |
| 160MHz    | 484-Left | 242-Left  | 996-Right | 65-Left | 64-Left  | 67-Right | 3                        |
| 160MHz    | 484-Left | 242-Left  | 996-Right | 65-Left | 63-Left  | 67-Right | 4                        |
| 160MHz    | 996-Left | 242-Right | 484-Right | 67-Left | 62-Right | 66-Right | 5                        |
| 160MHz    | 996-Left | 242-Right | 484-Right | 67-Left | 61-Right | 66-Right | 6                        |
| 160MHz    | 996-Left | 484-Right | 242-Right | 67-Left | 65-Right | 64-Right | 7                        |
| 160MHz    | 996-Left | 484-Right | 242-Right | 67-Left | 65-Right | 63-Right | 8                        |

Only the worse cases are shown in this report.



<Large size RU 3\*996 tone> & <320M BW Puncturing 80MHz>:

| Bandwidth | Tones | Index  | For test modes configure |
|-----------|-------|--|--------------------------|
| 320MHz    |       | <ol style="list-style-type: none"> <li>1</li> <li>2</li> <li>3</li> <li>4</li> </ol> | 1                        |
|           |       |  | 2                        |
|           |       |  | 3                        |
|           |       |  | 4                        |

<Large size RU 3\*996+484 tone> & <320M BW Puncturing 40MHz>:

| Bandwidth | Tones | Index  | For test modes configure |
|-----------|-------|--|--------------------------|
| 320MHz    |       | <ol style="list-style-type: none"> <li>1</li> <li>2</li> <li>3</li> <li>4</li> <li>5</li> <li>6</li> <li>7</li> <li>8</li> </ol> | 1                        |
|           |       |  | 2                        |
|           |       |  | 3                        |
|           |       |  | 4                        |
|           |       |  | 5                        |
|           |       |  | 6                        |
|           |       |  | 7                        |
|           |       |  | 8                        |

<Large size RU 2\*996+484 tone> & <320M BW Puncturing 80+40MHz>:

| Bandwidth | Tones | Index   | For test modes configure |
|-----------|-------|---|--------------------------|
| 320MHz    |       | <ol style="list-style-type: none"> <li>1</li> <li>2</li> <li>3</li> <li>4</li> <li>5</li> <li>6</li> <li>7</li> <li>8</li> <li>9</li> <li>10</li> <li>11</li> <li>12</li> </ol> | 1                        |
|           |       |   | 2                        |
|           |       |   | 3                        |
|           |       |   | 4                        |
|           |       |   | 5                        |
|           |       |   | 6                        |
|           |       |   | 7                        |
|           |       |   | 8                        |
|           |       |   | 9                        |
|           |       |   | 10                       |
|           |       |   | 11                       |
|           |       |   | 12                       |

Only the worse cases are shown in this report.





### 1.5 Modification of EUT

No modifications are made to the EUT during all test items.

### 1.6 Specification of Accessory

| Specification of Accessory |            |                     |            |            |
|----------------------------|------------|---------------------|------------|------------|
| Battery 1                  | Brand Name | Motorola (ATL)      | Model Name | QR10       |
| Battery 2                  | Brand Name | Motorola (ATL)      | Model Name | QR30       |
| USB Cable 1                | Brand Name | Motorola (Saibao)   | Model Name | SC18D86731 |
| USB Cable 2                | Brand Name | Motorola (Luxshare) | Model Name | SC18E08103 |

### 1.7 Testing Location

Sporton International Inc. (ShenZhen) is accredited to ISO/IEC 17025:2017 by American Association for Laboratory Accreditation with Certificate Number 5145.01.

|                    |   |                     |                                |
|--------------------|---|---------------------|--------------------------------|
| Test Firm          | Sporton International Inc. (ShenZhen)   |                     |                                |
| Test Site Location | 1/F, 2/F, Bldg 5, Shiling Industrial Zone, Xinwei Village, Xili, Nanshan, Shenzhen, 518055 People's Republic of China<br>TEL: +86-755-86379589<br>FAX: +86-755-86379595 |                     |                                |
| Test Site No.      | Sporton Site No.  | FCC Designation No. | FCC Test Firm Registration No. |
|                    | CO01-SZ<br>TH01-SZ  | CN1256              | 421272                         |

|                    |   |                     |                                |
|--------------------|---|---------------------|--------------------------------|
| Test Firm          | Sporton International Inc. (ShenZhen)   |                     |                                |
| Test Site Location | 101, 1st Floor, Block B, Building 1, No. 2, Tengfeng 4th Road, Fenghuang Community, Fuyong Street, Baoan District, Shenzhen City, Guangdong Province 518103 People's Republic of China<br>TEL: +86-755-86066985 |                     |                                |
| Test Site No.      | Sporton Site No.  | FCC Designation No. | FCC Test Firm Registration No. |
|                    | 03CH04-SZ   | CN1256              | 421272                         |

### 1.8 Test Software

| Item | Site      | Manufacture | Name | Version     |
|------|-----------|-------------|------|-------------|
| 1.   | 03CH04-SZ | AUDIX       | E3   | 6.2009-8-24 |
| 2.   | CO01-SZ   | AUDIX       | E3   | 6.120613b   |



## 1.9 Applicable Standards

According to the specifications of the manufacturer, the EUT must comply with the requirements of the following standards:

- ♦ FCC Part 15 Subpart E
- ♦ FCC KDB 987594 D02 U-NII 6 GHz EMC Measurement v02r01
- ♦ FCC KDB 789033 D02 General UNII Test Procedures New Rules v02r01.
- ♦ FCC KDB 414788 D01 Radiated Test Site v01r01.
- ♦ FCC KDB 662911 D01 Multiple Transmitter Output v02r01.
- ♦ ANSI C63.10-2013

**Remark:**

1. All test items were verified and recorded according to the standards and without any deviation during the test.
2. This EUT has also been tested and complied with the requirements of FCC Part 15, Subpart B, recorded in a separate test report.



## 2 Test Configuration of Equipment Under Test

- a. The EUT has been associated with peripherals and configuration operated in a manner tended to maximize its emission characteristics in a typical application. Frequency range investigated: conduction emission (150 kHz to 30 MHz), radiation emission (9 kHz to the 10th harmonic of the highest fundamental frequency or to 40 GHz, whichever is lower). For radiated measurement, pre-scanned in three orthogonal panels, X, Y, Z. The worst cases (Y plane) were recorded in this report.
- b. AC power line Conducted Emission was tested under maximum output power.

### 2.1 Carrier Frequency and Channel

<U-NII-5, 6, 7, 8>

|         |             |      |      |      |      |      |      |      |      |      |  |
|---------|-------------|------|------|------|------|------|------|------|------|------|--|
| BW 20M  | Channel     | 2    | 1    | 5    | 9    | 13   | 17   | 21   | 25   | 29   |  |
|         | Freq. (MHz) | 5935 | 5955 | 5975 | 5995 | 6015 | 6035 | 6055 | 6075 | 6095 |  |
| BW 40M  | Channel     | 3    |      |      | 11   |      | 19   |      | 27   |      |  |
|         | Freq. (MHz) | 5965 |      |      | 6005 |      | 6045 |      | 6085 |      |  |
| BW 80M  | Channel     | 7    |      |      |      |      | 23   |      |      |      |  |
|         | Freq. (MHz) | 5985 |      |      |      |      | 6065 |      |      |      |  |
| BW 160M | Channel     | 15   |      |      |      |      |      |      |      |      |  |
|         | Freq. (MHz) | 6025 |      |      |      |      |      |      |      |      |  |
| BW 20M  | Channel     | 33   | 37   | 41   | 45   | 49   | 53   | 57   | 61   |      |  |
|         | Freq. (MHz) | 6115 | 6135 | 6155 | 6175 | 6195 | 6215 | 6235 | 6255 |      |  |
| BW 40M  | Channel     | 35   |      |      | 43   |      | 51   |      | 59   |      |  |
|         | Freq. (MHz) | 6125 |      |      | 6165 |      | 6205 |      | 6245 |      |  |
| BW 80M  | Channel     | 39   |      |      |      |      | 55   |      |      |      |  |
|         | Freq. (MHz) | 6145 |      |      |      |      | 6225 |      |      |      |  |
| BW 160M | Channel     | 47   |      |      |      |      |      |      |      |      |  |
|         | Freq. (MHz) | 6185 |      |      |      |      |      |      |      |      |  |
| BW 320M | Channel     | 31   |      |      |      |      | 63   |      |      |      |  |
|         | Freq. (MHz) | 6105 |      |      |      |      | 6265 |      |      |      |  |



|         |             |      |      |      |      |      |      |      |      |
|---------|-------------|------|------|------|------|------|------|------|------|
| BW 20M  | Channel     | 65   | 69   | 73   | 77   | 81   | 85   | 89   | 93   |
|         | Freq. (MHz) | 6275 | 6295 | 6315 | 6335 | 6355 | 6375 | 6395 | 6415 |
| BW 40M  | Channel     | 67   |      | 75   |      | 83   |      | 91   |      |
|         | Freq. (MHz) | 6285 |      | 6325 |      | 6365 |      | 6405 |      |
| BW 80M  | Channel     | 71   |      |      |      | 87   |      |      |      |
|         | Freq. (MHz) | 6305 |      |      |      | 6385 |      |      |      |
| BW 160M | Channel     | 79   |      |      |      |      |      |      |      |
|         | Freq. (MHz) | 6345 |      |      |      |      |      |      |      |
| BW 320M | Channel     | 95   |      |      |      |      |      |      |      |
|         | Freq. (MHz) | 6425 |      |      |      |      |      |      |      |

|         |             |      |      |      |      |      |      |      |      |
|---------|-------------|------|------|------|------|------|------|------|------|
| BW 20M  | Channel     | 97   | 101  | 105  | 109  | 113  | 117  | 121  | 125  |
|         | Freq. (MHz) | 6435 | 6455 | 6475 | 6495 | 6515 | 6535 | 6555 | 6575 |
| BW 40M  | Channel     | 99   |      | 107  |      | 115  |      | 123  |      |
|         | Freq. (MHz) | 6445 |      | 6485 |      | 6525 |      | 6565 |      |
| BW 80M  | Channel     | 103  |      |      |      | 119  |      |      |      |
|         | Freq. (MHz) | 6465 |      |      |      | 6545 |      |      |      |
| BW 160M | Channel     | 111  |      |      |      |      |      |      |      |
|         | Freq. (MHz) | 6505 |      |      |      |      |      |      |      |

|         |             |      |      |      |      |      |      |      |      |
|---------|-------------|------|------|------|------|------|------|------|------|
| BW 20M  | Channel     | 129  | 133  | 137  | 141  | 145  | 149  | 153  | 157  |
|         | Freq. (MHz) | 6595 | 6615 | 6635 | 6655 | 6675 | 6695 | 6715 | 6735 |
| BW 40M  | Channel     | 131  |      | 139  |      | 147  |      | 155  |      |
|         | Freq. (MHz) | 6605 |      | 6645 |      | 6685 |      | 6725 |      |
| BW 80M  | Channel     | 135  |      |      |      | 151  |      |      |      |
|         | Freq. (MHz) | 6625 |      |      |      | 6705 |      |      |      |
| BW 160M | Channel     | 143  |      |      |      |      |      |      |      |
|         | Freq. (MHz) | 6665 |      |      |      |      |      |      |      |
| BW 320M | Channel     | 127  |      |      |      |      |      |      |      |
|         | Freq. (MHz) | 6585 |      |      |      |      |      |      |      |



|         |             |      |      |      |      |      |      |      |      |
|---------|-------------|------|------|------|------|------|------|------|------|
| BW 20M  | Channel     | 161  | 165  | 169  | 173  | 177  | 181  | 185  | 189  |
|         | Freq. (MHz) | 6755 | 6775 | 6795 | 6815 | 6835 | 6855 | 6875 | 6895 |
| BW 40M  | Channel     | 163  |      | 171  |      | 179  |      | 187  |      |
|         | Freq. (MHz) | 6765 |      | 6805 |      | 6845 |      | 6885 |      |
| BW 80M  | Channel     | 167  |      |      |      | 183  |      |      |      |
|         | Freq. (MHz) | 6785 |      |      |      | 6865 |      |      |      |
| BW 160M | Channel     | 175  |      |      |      |      |      |      |      |
|         | Freq. (MHz) | 6825 |      |      |      |      |      |      |      |
| BW 320M | Channel     | 159  |      |      |      |      |      |      |      |
|         | Freq. (MHz) | 6745 |      |      |      |      |      |      |      |

|         |             |      |      |      |      |      |      |      |      |
|---------|-------------|------|------|------|------|------|------|------|------|
| BW 20M  | Channel     | 193  | 197  | 201  | 205  | 209  | 213  | 217  | 221  |
|         | Freq. (MHz) | 6915 | 6935 | 6955 | 6975 | 6995 | 7015 | 7035 | 7055 |
| BW 40M  | Channel     | 195  |      | 203  |      | 211  |      | 219  |      |
|         | Freq. (MHz) | 6925 |      | 6965 |      | 7005 |      | 7045 |      |
| BW 80M  | Channel     | 199  |      |      |      | 215  |      |      |      |
|         | Freq. (MHz) | 6945 |      |      |      | 7025 |      |      |      |
| BW 160M | Channel     | 207  |      |      |      |      |      |      |      |
|         | Freq. (MHz) | 6985 |      |      |      |      |      |      |      |
| BW 320M | Channel     | 191  |      |      |      |      |      |      |      |
|         | Freq. (MHz) | 6905 |      |      |      |      |      |      |      |

|        |             |      |  |      |  |      |  |  |  |
|--------|-------------|------|--|------|--|------|--|--|--|
| BW 20M | Channel     | 225  |  | 229  |  | 233  |  |  |  |
|        | Freq. (MHz) | 7075 |  | 7095 |  | 7115 |  |  |  |
| BW 40M | Channel     | 227  |  |      |  |      |  |  |  |
|        | Freq. (MHz) | 7085 |  |      |  |      |  |  |  |



### 2.2 Test Mode

Final RSE test modes are considering the modulation and worse data rates refer to Appendix C.

**Remark:**

1. For simultaneous transmission test modes, the combination testing was assessed from the worst RSE link mode of WWAN (GSM/WCDMA/LTE/5GNR) and the worst RSE link mode of BT / WLAN (2.4G/6G).
2. For Radiated Test Cases, the EUT is a folding phone, pretest the open status and closed status, only the worst status perform final test and record in the report.
3. For the accessories, pretest standalone mode / Earphone mode / Adapter mode / Wireless charging mode, only the worst status perform final test and record in the report.

| Test Cases                   |  |
|------------------------------|--|
| <b>AC Conducted Emission</b> | Mode 1 : GSM850 Idle + BT Link + WLAN Link(6G) + USB Cable(Charging from Adapter1) + Battery 1 |

| Ch. #    |        | 5925-6425 MHz<br>UNII-5<br>20M BW | 6425-6525 MHz<br>UNII-6<br>20M BW | 6525-6875 MHz<br>UNII-7<br>20M BW | 6875-7125 MHz<br>UNII-8<br>20M BW |
|----------|--------|-----------------------------------|-----------------------------------|-----------------------------------|-----------------------------------|
| L        | Low    | 001/002                           | 097                               | 117                               | 189                               |
| M        | Middle | 045                               | 105                               | 149                               | 209                               |
| H        | High   | 093                               | 113                               | 181                               | 229/233                           |
| Straddle |        | -                                 | -                                 | -                                 | 185                               |

| Ch. #    |        | 5925-6425 MHz<br>UNII-5<br>40M BW | 6425-6525 MHz<br>UNII-6<br>40M BW | 6525-6875 MHz<br>UNII-7<br>40M BW | 6875-7125 MHz<br>UNII-8<br>40M BW |
|----------|--------|-----------------------------------|-----------------------------------|-----------------------------------|-----------------------------------|
| L        | Low    | 003                               | 099                               | 123                               | 195                               |
| M        | Middle | 043                               | -                                 | 147                               | 203                               |
| H        | High   | 091                               | 107                               | 179                               | 227                               |
| Straddle |        | -                                 | 115                               | -                                 | 187                               |

| Ch. #    |        | 5925-6425 MHz<br>UNII-5<br>80M BW | 6425-6525 MHz<br>UNII-6<br>80M BW | 6525-6875 MHz<br>UNII-7<br>80M BW | 6875-7125 MHz<br>UNII-8<br>80M BW |
|----------|--------|-----------------------------------|-----------------------------------|-----------------------------------|-----------------------------------|
| L        | Low    | 007                               | 103                               | 135                               | 199                               |
| M        | Middle | 039                               |                                   | 151                               | -                                 |
| H        | High   | 087                               |                                   | 167                               | 215                               |
| Straddle |        | -                                 | 119                               | 183                               | -                                 |

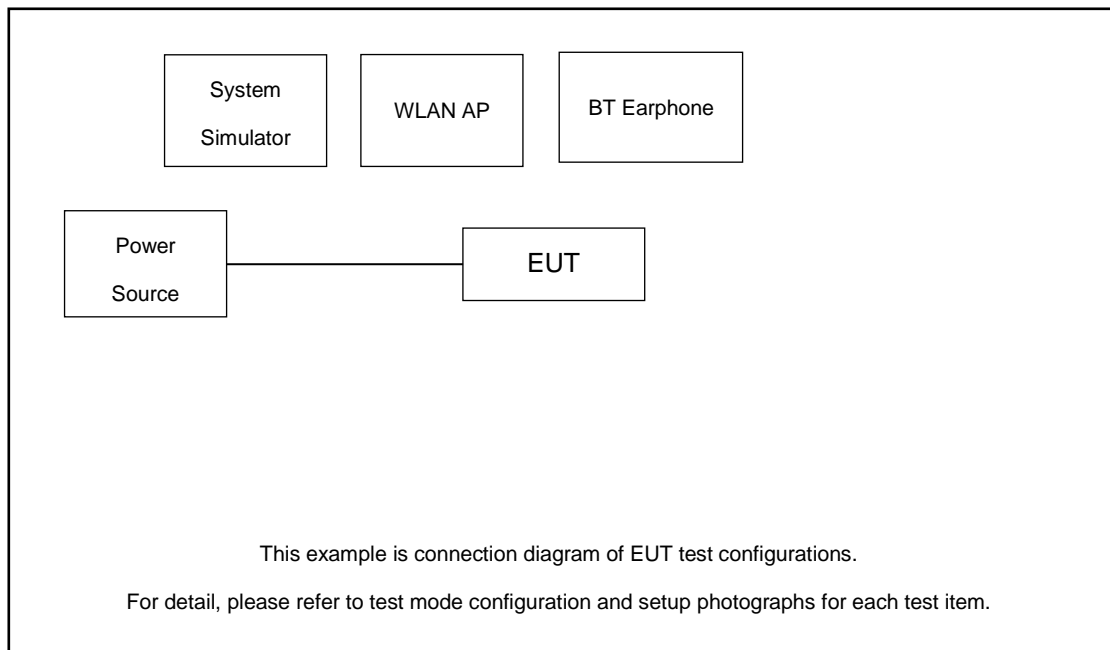
| Ch. #    |        | 5925-6425 MHz<br>UNII-5<br>160M BW | 6425-6525 MHz<br>UNII-6<br>160M BW | 6525-6875 MHz<br>UNII-7<br>160M BW | 6875-7125 MHz<br>UNII-8<br>160M BW |
|----------|--------|------------------------------------|------------------------------------|------------------------------------|------------------------------------|
| L        | Low    | 015                                | -                                  | 143                                | 207                                |
| M        | Middle | 047                                |                                    |                                    |                                    |
| H        | High   | 079                                |                                    |                                    |                                    |
| Straddle |        | -                                  | 111                                | 175                                | -                                  |

| Ch. #    |        | UNII-5  | UNII-6  | UNII-7  | UNII-8  |
|----------|--------|---------|---------|---------|---------|
|          |        | 320M BW | 320M BW | 320M BW | 320M BW |
| L        | Low    | -       | -       | -       | -       |
| M        | Middle | 031     |         |         |         |
| H        | High   | 063     |         |         |         |
| Straddle |        | 095     | 127     | 159     | 191     |

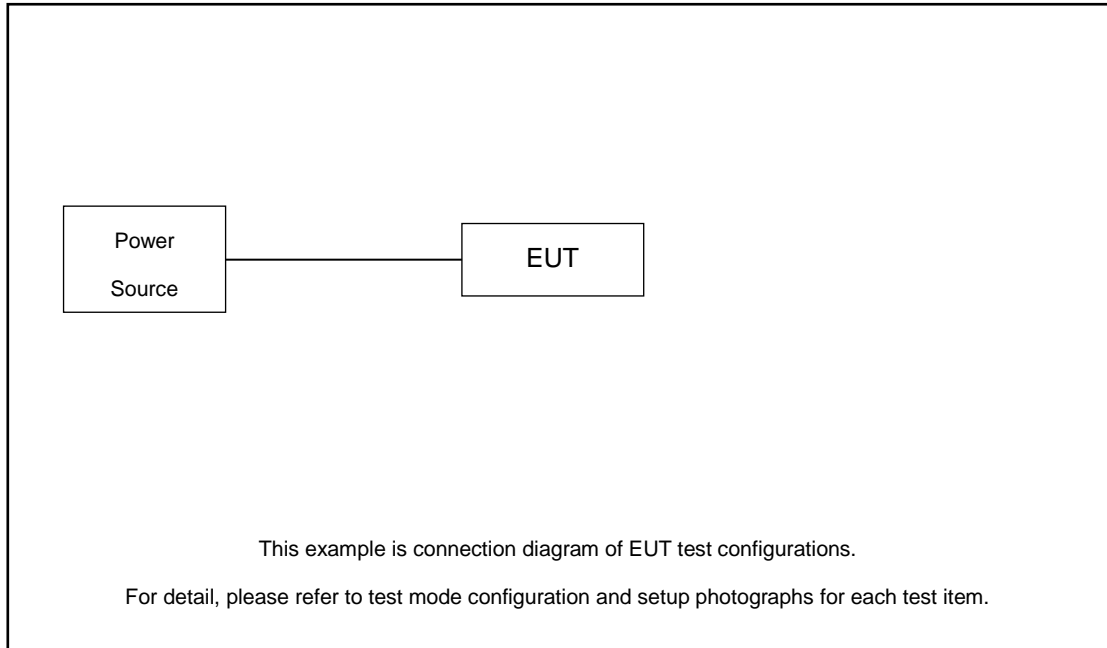
**Remark:** For radiation spurious emission, the final modulation and the worst data rate was reference the max RF conducted power.

### 2.3 Connection Diagram of Test System

For AC Conducted Emission:



For Radiated Emission:



## 2.4 Support Unit used in test configuration and system

| Item | Equipment          | Brand Name | Model Name | FCC ID      | Data Cable | Power Cord      |
|------|--------------------|------------|------------|-------------|------------|-----------------|
| 1.   | Base Station(LTE)  | Anritsu    | MT8820C    | N/A         | N/A        | Unshielded,1.8m |
| 2.   | Bluetooth Earphone | Samsung    | EO-MG900   | PYAHS-107W  | N/A        | N/A             |
| 3.   | WLAN AP            | Dlink      | DIR-820L   | KA2IR820LA1 | N/A        | Unshielded,1.8m |

## 2.5 EUT Operation Test Setup

For WLAN RF test items, an engineering test program (QRCT TX Tool) was provided and enabled to make EUT continuously transmit.

For AC power line conducted emissions, the EUT was set to connect with the WLAN AP under large package sizes transmission.





## 2.6 Measurement Results Explanation Example

For all conducted test items:

The offset level is set in the spectrum analyzer to compensate the RF cable loss and attenuator factor between EUT conducted output port and spectrum analyzer. With the offset compensation, the spectrum analyzer reading level is exactly the EUT RF output level.

Example :

The spectrum analyzer offset is derived from RF cable loss and attenuator factor.

*Offset = RF cable loss + attenuator factor.*

Following shows an offset computation example with cable loss 5.86 dB and 10dB attenuator.

$$\begin{aligned} \text{Offset(dB)} &= \text{RF cable loss(dB)} + \text{attenuator factor(dB)}. \\ &= 5.86 + 10 = 15.86 \text{ (dB)} \end{aligned}$$

### 3 Test Result

#### 3.1 26dB & 99% Occupied Bandwidth Measurement

##### 3.1.1 CFR 15.407 (a)(11)

The maximum transmitter channel bandwidth for U-NII devices in the 5.925-7.125 GHz band is 320 megahertz.

##### 3.1.2 Measuring Instruments

See list of measuring equipment of this test report.

##### 3.1.3 Test Procedures

1. The testing follows FCC KDB 789033 D02 General UNII Test Procedures New Rules v02r01. Section C) Emission bandwidth
2. Set RBW = approximately 1% of the emission bandwidth.
3. Set the VBW > RBW.
4. Detector = Peak.
5. Trace mode = max hold
6. Measure the maximum width of the emission that is 26 dB down from the peak of the emission. Compare this with the RBW setting of the analyzer. Readjust RBW and repeat measurement as needed until the RBW/EBW ratio is approximately 1%.
7. For 99% Bandwidth Measurement, the spectrum analyzer's resolution bandwidth (RBW) is set 1-5% of the emission bandwidth and set the Video bandwidth (VBW)  $\geq 3 * RBW$ .
8. Measure and record the results in the test report.

##### 3.1.4 Test Setup



##### 3.1.5 Test Result of 26dB & 99% Occupied Bandwidth

Please refer to Appendix A.

## 3.2 Maximum conducted Output Power and Fundamental Maximum EIRP Measurement

### 3.2.1 Limit of Fundamental Maximum EIRP

<FCC 14-30 CFR 15.407>

(a)(8) For client devices operating under the control of an indoor access point in the 5.925-7.125 GHz bands, the maximum e.i.r.p. over the frequency band of operation must not exceed 24 dBm.

### 3.2.2 Measuring Instruments

See list of measuring equipment of this test report.

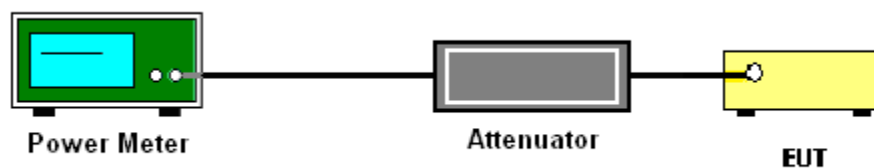
### 3.2.3 Test Procedures

The testing follows Method PM of FCC KDB 789033 D02 General UNII Test Procedures New Rules v02r01.

Method PM (Measurement using an RF average power meter):

1. Measurement is performed using a wideband RF power meter.
2. The EUT is configured to transmit continuously with a consistent duty cycle at its maximum power control level.
3. Measure the average power of the transmitter, and the average power is corrected with duty factor,  $10 \log(1/x)$ , where  $x$  is the duty cycle.
4. For MIMO mode, the measure-and-sum technique should be used for measuring the in-band transmit power of a device.

### 3.2.4 Test Setup



### 3.2.5 Test Result of Fundamental Maximum EIRP

Please refer to Appendix A.



### 3.3 Fundamental Power Spectral Density Measurement

#### 3.3.1 Limit of Fundamental Power Spectral Density

##### <FCC 14-30 CFR 15.407>

(a)(8) For client devices operating under the control of an indoor access point in the 5.925-7.125 GHz bands, the maximum power spectral density must not exceed  $-1$  dBm e.i.r.p. in any 1-megahertz band.

#### 3.3.2 Measuring Instruments

See list of measuring equipment of this test report.

#### 3.3.3 Test Procedures

The testing follows FCC KDB 789033 D02 General UNII Test Procedures New Rules v02r01. Section F) Maximum power spectral density.

##### # Method SA-2 #

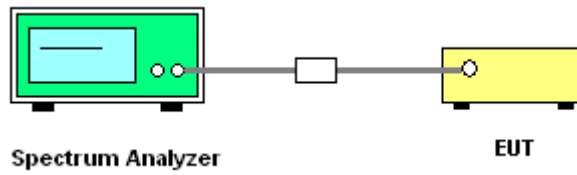
(trace averaging across on and off times of the EUT transmissions, followed by duty cycle correction).

- Measure the duty cycle.
  - Set span to encompass the entire emission bandwidth (EBW) of the signal.
  - Set RBW = 1 MHz.
  - Set VBW  $\geq$  3 MHz.
  - Number of points in sweep  $\geq$  2 Span / RBW.
  - Sweep time = auto.
  - Detector = RMS
  - Trace average at least 100 traces in power averaging mode.
  - Add  $10 \log(1/x)$ , where  $x$  is the duty cycle, to the measured power in order to compute the average power during the actual transmission times. For example, add  $10 \log(1/0.25) = 6$  dB if the duty cycle is 25 percent.
1. The RF output of EUT was connected to the spectrum analyzer by a low loss cable.
  2. Each plot has already offset with cable loss, attenuator loss and duty factor. Measure the PPSD and record it.
  3. For MIMO mode, calculation method follows FCC KDB 662911 D01 Multiple Transmitter Output v02r01.

Method (b): Measure and sum spectral maxima across the outputs.

The measurement on each individual output were performed with the same span and number on each individual output. The maximum value (peak) of each spectrum is determined. These maximum values are then summed mathematically in linear power units across the outputs.

### 3.3.4 Test Setup



### 3.3.5 Test Result of Power Spectral Density

Please refer to Appendix A.

## 3.4 In-Band Emissions (Channel Mask)

### 3.4.1 Limit of Unwanted Emissions

#### <FCC 14-30 CFR 15.407>

(b)(7) For transmitters operating within the 5.925-7.125 GHz bands: Power spectral density must be suppressed by 20 dB at 1 MHz outside of channel edge, by 28 dB at one channel bandwidth from the channel center, and by 40 dB at one- and one-half times the channel bandwidth away from channel center. At frequencies between one megahertz outside an unlicensed device's channel edge and one channel bandwidth from the center of the channel, the limits must be linearly interpolated between 20 dB and 28 dB suppression, and at frequencies between one and one- and one-half times an unlicensed device's channel bandwidth, the limits must be linearly interpolated between 28 dB and 40 dB suppression. Emissions removed from the channel center by more than one- and one-half times the channel bandwidth must be suppressed by at least 40 dB.

### 3.4.2 Measuring Instruments

See list of measuring equipment of this test report.

### 3.4.3 Test Procedures

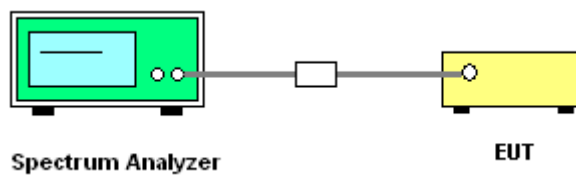
The testing follows FCC KDB 987594 D02 U-NII 6GHz EMC Measurement.

Section J) In-Band Emissions.

1. Take nominal bandwidth as reference channel bandwidth provided that 26 dB emission bandwidth is always larger than nominal bandwidth
2. Measure the power spectral density (which will be used for emissions mask reference) using the following procedure:
  - a) Set the span to encompass the entire 26 dB EBW of the signal.
  - b) Set RBW = same RBW used for 26 dB EBW measurement.
  - c) Set VBW  $\geq 3 \times$  RBW
  - d) Number of points in sweep  $\geq [2 \times \text{span} / \text{RBW}]$ .
  - e) Sweep time = auto.
  - f) Detector = RMS (i.e., power averaging)
  - g) Trace average at least 100 traces in power averaging (rms) mode.
  - h) Use the peak search function on the instrument to find the peak of the spectrum.
3. Using the measuring equipment limit line function, develop the emissions mask based on the following requirements. The emissions power spectral density must be reduced below the peak power spectral density (in dB) as follows:
  - a. Suppressed by 20 dB at 1 MHz outside of the channel edge.
  - b. Suppressed by 28 dB at one channel bandwidth from the channel center.

- c. Suppressed by 40 dB at one- and one-half times the channel bandwidth from the channel center.
4. Adjust the span to encompass the entire mask as necessary.
5. Clear trace.
6. Trace average at least 100 traces in power averaging (rms) mode.
7. Adjust the reference level as necessary so that the crest of the channel touches the top of the emission mask.

### 3.4.4 Test Setup



### 3.4.5 Test Result

Please refer to Appendix A.

### 3.5 Contention Based Protocol

#### 3.5.1 Limit of Contention Based Protocol

<FCC 14-30 CFR 15.407>

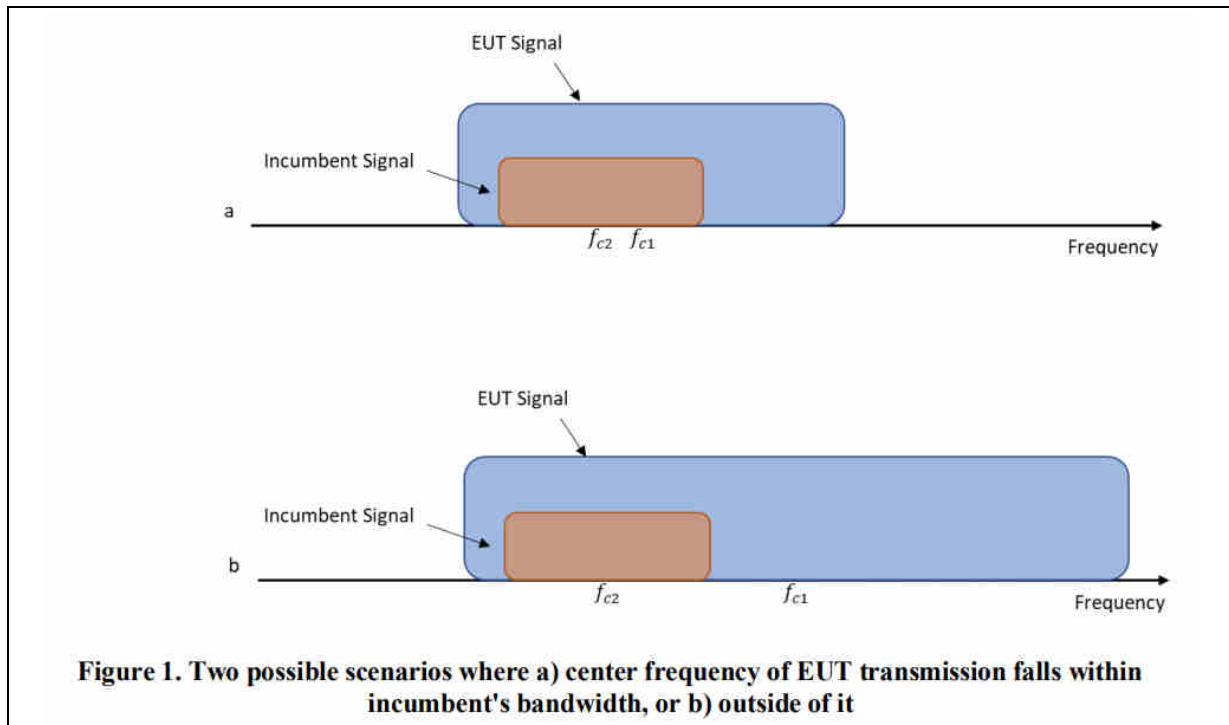
(d)(6) Indoor access points, subordinate devices and client devices operating in the 5.925-7.125 GHz band must employ a contention-based protocol.

Unlicensed low-power indoor devices must detect co-channel radio frequency power that is at least -62 dBm or lower. Upon detection of energy in the band, unlicensed low power indoor devices must vacate the channel and stay off the channel as long as detected radio frequency power is equal to or greater than the threshold (-62 dBm). The -62 dBm (or lower) threshold is referenced to a 0 dBi antenna gain. To ensure incumbent operations are reliably detected in the band, low power indoor devices must detect RF energy throughout their intended operating channel. For example, an 802.11 device that plans to transmit a 40 MHz- wide signal (on a primary 20 MHz channel and a secondary 20 MHz channel) must detect energy throughout the entire 40 MHz channel. Additionally, low-power indoor devices must detect co-channel energy with 90% or greater certainty.

| <b>If</b>                             | <b>Number of Tests</b>                                       | <b>Placement of Incumbent Transmission</b>   |
|---------------------------------------|--|--|
| $BW_{EUT} \leq BW_{Inc}$              | Once   | Tune incumbent and EUT transmissions ( $f_{c1} = f_{c2}$ )   |
| $BW_{Inc} < BW_{EUT} \leq 2BW_{Inc}$  | Once   | Incumbent transmission is contained within $BW_{EUT}$  |
| $2BW_{Inc} < BW_{EUT} \leq 4BW_{Inc}$ | Twice. Incumbent transmission is contained within $BW_{EUT}$ | Incumbent transmission is located as closely as possible to the lower edge and upper edge, respectively, of the EUT channel  |
| $BW_{EUT} > 4BW_{Inc}$                | Three times  | Incumbent transmission is located as closely as possible to the lower edge of the EUT channel, in the middle of EUT channel, and as closely as possible to the upper edge of the EUT channel |

where:  
 $BW_{EUT}$ : Transmission bandwidth of EUT signal  
 $BW_{Inc}$ : Transmission bandwidth of the simulated incumbent signal (10 MHz wide AWGN signal)  
 $f_{c1}$ : Center frequency of EUT transmission  
 $f_{c2}$ : Center frequency of simulated incumbent signal





### 3.5.2 Measuring Instruments

See list of measuring equipment of this test report.

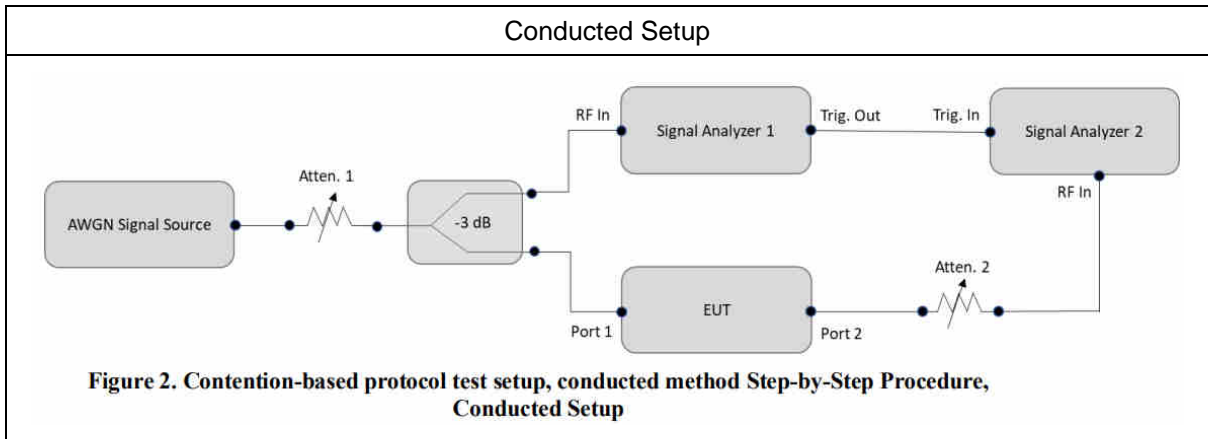
### 3.5.3 Test Procedures

1. To ensure EUT reliably detects an incumbent signal in both scenarios shown in Figure 1, the detection threshold test may be repeated more than once with the incumbent signal (having center frequency  $f_{c2}$ ) tuned to different center frequencies within the UT transmission bandwidth. The criteria specified in Table 1 determines how many times the detection threshold test must be performed
2. Using an AWGN signal source, generate (but do not transmit, i.e., RF OFF) a 10 MHz-wide AWGN signal. Use Table 1 to determine the center frequency of the 10 MHz AWGN signal relative to the EUT's channel bandwidth and center frequency.
3. Monitor the signal analyzer to verify if the AWGN signal has been detected and the EUT has ceased transmission. If the EUT continues to transmit, then incrementally increase the AWGN signal power level until the EUT stops transmitting.
4. (Including all losses in the RF paths) Determine and record the AWGN signal power level (at the EUT's antenna port) at which the EUT ceased transmission. Repeat the procedure at least 10 times to verify the EUT can detect an AWGN signal with 90% (or better) level of certainty.
5. Refer to Table 1 to determine number of times the detection threshold testing needs to be repeated. If testing is required more than once, then go back to step 2, choose a different center

frequency for the AWGN signal and repeat the process.

6. EUT was driven in MIMO mode, the interferer signal was injected to both chains to monitor the performance, while the interferer level is determined according to the lowest antenna gain among both antennas.

### 3.5.4 Test Setup



### 3.5.5 Support Unit used in test configuration and system

| Instrument | Brand Name | Model No.   | Characteristics |
|------------|------------|-------------|-----------------|
| WLAN AP    | ASUS       | GT-AXE11000 | Dual Band AP    |
| Notebook   | Acer       | N15C1       | LAN             |



3.5.6 Test Summary of Contention Based Protocol Test

| Band                      | Channel Freq. (MHz)       | Channel BW (MHz) | Incumbent freq. (MHz)     | Injected AWGN Level (dBm) | Detection Rate (%) | Regulated Threshold level (dBm) | Adjusted Power (dBm) | Margin (dB) |
|---------------------------|---------------------------|------------------|---------------------------|---------------------------|--------------------|---------------------------------|----------------------|-------------|
| UNII Band 5               | 6135                      | 20               | 6135                      | -67.24                    | 100                | -62                             | -63.34               | 1.34        |
|                           |                           |                  |                           | Result: Stop Transmission |                    |                                 |                      |             |
|                           |                           |                  |                           | -68.24                    | <90                | -62                             | -64.34               | 2.34        |
|                           |                           |                  |                           | Result: Minimal Operation |                    |                                 |                      |             |
|                           |                           |                  |                           | -69.24                    | =0                 | -62                             | -65.34               | 3.34        |
|                           |                           |                  |                           | Result: Normal Operation  |                    |                                 |                      |             |
|                           | 6105                      | 320              | 6110                      | -68.07                    | 100                | -62                             | -64.17               | 2.17        |
|                           |                           |                  |                           | Result: Stop Transmission |                    |                                 |                      |             |
|                           |                           |                  |                           | -69.07                    | <90                | -62                             | -65.17               | 3.17        |
|                           |                           |                  | Result: Minimal Operation |                           |                    |                                 |                      |             |
|                           |                           |                  | -70.07                    | =0                        | -62                | -66.17                          | 4.17                 |             |
|                           |                           |                  | Result: Normal Operation  |                           |                    |                                 |                      |             |
|                           |                           |                  | 6265                      | -69.77                    | 100                | -62                             | -65.87               | 3.87        |
|                           |                           |                  |                           | Result: Stop Transmission |                    |                                 |                      |             |
|                           |                           |                  |                           | -70.77                    | <90                | -62                             | -66.87               | 4.87        |
| Result: Minimal Operation |                           |                  |                           |                           |                    |                                 |                      |             |
| -71.77                    | =0                        | -62              | -67.87                    | 5.87                      |                    |                                 |                      |             |
| Result: Normal Operation  |                           |                  |                           |                           |                    |                                 |                      |             |
| 6420                      | -66.97                    | 100              | -62                       | -63.07                    | 1.07               |                                 |                      |             |
|                           | Result: Stop Transmission |                  |                           |                           |                    |                                 |                      |             |
|                           | -67.97                    | <90              | -62                       | -64.07                    | 2.07               |                                 |                      |             |
| Result: Minimal Operation |                           |                  |                           |                           |                    |                                 |                      |             |
| -68.97                    | =0                        | -62              | -65.07                    | 3.07                      |                    |                                 |                      |             |
| Result: Normal Operation  |                           |                  |                           |                           |                    |                                 |                      |             |

**Note 1:** Adjusted Power = Injected AWGN Level - minimum antenna gain (Antenna 7, gain=-3.9dBi)

**Note 2:** Path Loss between antenna and RF connector is negligible. (0 dB)

**Note 3:** Margin = Regulated Threshold level - Adjusted Power



| Band                      | Channel Freq. (MHz) | Channel BW (MHz) | Incumbent freq. (MHz)     | Injected AWGN Level (dBm) | Detection Rate (%) | Regulated Threshold level (dBm) | Adjusted Power (dBm) | Margin (dB) |
|---------------------------|---------------------|------------------|---------------------------|---------------------------|--------------------|---------------------------------|----------------------|-------------|
| UNII Band 6               | 6455                | 20               | 6455                      | -68.83                    | 100                | -62                             | -63.33               | 1.33        |
|                           |                     |                  |                           | Result: Stop Transmission |                    |                                 |                      |             |
|                           |                     |                  |                           | -69.83                    | <90                | -62                             | -64.33               | 2.33        |
|                           |                     |                  |                           | Result: Minimal Operation |                    |                                 |                      |             |
|                           |                     |                  |                           | -70.83                    | =0                 | -62                             | -65.33               | 3.33        |
|                           |                     |                  |                           | Result: Normal Operation  |                    |                                 |                      |             |
| UNII Band 5/6/7           | 6425                | 320              | <b>6270 (worst)</b>       | <b>-68.90</b>             | <b>100</b>         | <b>-62</b>                      | <b>-62.30</b>        | <b>0.30</b> |
|                           |                     |                  |                           | Result: Stop Transmission |                    |                                 |                      |             |
|                           |                     |                  |                           | -69.90                    | <90                | -62                             | -63.30               | 1.30        |
|                           |                     |                  |                           | Result: Minimal Operation |                    |                                 |                      |             |
|                           |                     |                  |                           | -70.90                    | =0                 | -62                             | -64.30               | 2.30        |
|                           |                     |                  |                           | Result: Normal Operation  |                    |                                 |                      |             |
|                           |                     |                  | 6425                      | -70.97                    | 100                | -62                             | -64.37               | 2.37        |
|                           |                     |                  |                           | Result: Stop Transmission |                    |                                 |                      |             |
|                           |                     |                  |                           | -71.97                    | <90                | -62                             | -65.37               | 3.37        |
|                           |                     |                  | Result: Minimal Operation |                           |                    |                                 |                      |             |
|                           |                     |                  | -72.97                    | =0                        | -62                | -66.37                          | 4.37                 |             |
|                           |                     |                  | Result: Normal Operation  |                           |                    |                                 |                      |             |
|                           |                     |                  | 6580                      | -69.85                    | 100                | -62                             | -63.25               | 1.25        |
|                           |                     |                  |                           | Result: Stop Transmission |                    |                                 |                      |             |
|                           |                     |                  |                           | -70.85                    | <90                | -62                             | -64.25               | 2.25        |
| Result: Minimal Operation |                     |                  |                           |                           |                    |                                 |                      |             |
| -71.85                    | =0                  | -62              | -65.25                    | 3.25                      |                    |                                 |                      |             |
| Result: Normal Operation  |                     |                  |                           |                           |                    |                                 |                      |             |

**Note 1:** Adjusted Power = Injected AWGN Level - minimum antenna gain (Antenna 5, gain=-5.5dBi) for 20M;  
Adjusted Power = Injected AWGN Level - minimum antenna gain (Antenna 5, gain=-6.6dBi) for 320M;

**Note 2:** Path Loss between antenna and RF connector is negligible. (0 dB)

**Note 3:** Margin = Regulated Threshold level - Adjusted Power



| Band           | Channel Freq. (MHz)       | Channel BW (MHz) | Incumbent freq. (MHz) | Injected AWGN Level (dBm) | Detection Rate (%) | Regulated Threshold level (dBm) | Adjusted Power (dBm) | Margin (dB) |
|----------------|---------------------------|------------------|-----------------------|---------------------------|--------------------|---------------------------------|----------------------|-------------|
| UNII Band 7    | 6695                      | 20               | 6695                  | -72.08                    | 100                | -62                             | -65.48               | 3.48        |
|                |                           |                  |                       | Result: Stop Transmission |                    |                                 |                      |             |
|                |                           |                  |                       | -73.08                    | <90                | -62                             | -66.48               | 4.48        |
|                |                           |                  |                       | Result: Minimal Operation |                    |                                 |                      |             |
|                |                           |                  |                       | -74.08                    | =0                 | -62                             | -67.48               | 5.48        |
|                |                           |                  |                       | Result: Normal Operation  |                    |                                 |                      |             |
| UNII Band 7(8) | 6745                      | 320              | 6590                  | -71.97                    | 100                | -62                             | -65.37               | 3.37        |
|                |                           |                  |                       | Result: Stop Transmission |                    |                                 |                      |             |
|                |                           |                  |                       | -72.97                    | <90                | -62                             | -66.37               | 4.37        |
|                |                           |                  |                       | Result: Minimal Operation |                    |                                 |                      |             |
|                |                           |                  |                       | -73.97                    | =0                 | -62                             | -67.37               | 5.37        |
|                |                           |                  |                       | Result: Normal Operation  |                    |                                 |                      |             |
|                |                           |                  | 6745                  | -73.80                    | 100                | -62                             | -67.20               | 5.20        |
|                |                           |                  |                       | Result: Stop Transmission |                    |                                 |                      |             |
|                |                           |                  |                       | -74.80                    | <90                | -62                             | -68.20               | 6.20        |
|                |                           |                  |                       | Result: Minimal Operation |                    |                                 |                      |             |
|                |                           |                  |                       | -75.80                    | =0                 | -62                             | -69.20               | 7.20        |
|                |                           |                  |                       | Result: Normal Operation  |                    |                                 |                      |             |
| 6900           | -69.76                    | 100              | -62                   | -63.16                    | 1.16               |                                 |                      |             |
|                | Result: Stop Transmission |                  |                       |                           |                    |                                 |                      |             |
|                | -70.76                    | <90              | -62                   | -64.16                    | 2.16               |                                 |                      |             |
|                | Result: Minimal Operation |                  |                       |                           |                    |                                 |                      |             |
|                | -71.76                    | =0               | -62                   | -65.16                    | 3.16               |                                 |                      |             |
|                | Result: Normal Operation  |                  |                       |                           |                    |                                 |                      |             |

**Note 1:** Adjusted Power = Injected AWGN Level - minimum antenna gain (Antenna 5, gain=-6.6dBi)

**Note 2:** Path Loss between antenna and RF connector is negligible. (0 dB)

**Note 3:** Margin = Regulated Threshold level - Adjusted Power



| Band           | Channel Freq. (MHz)       | Channel BW (MHz) | Incumbent freq. (MHz) | Injected AWGN Level (dBm) | Detection Rate (%) | Regulated Threshold level (dBm) | Adjusted Power (dBm) | Margin (dB) |
|----------------|---------------------------|------------------|-----------------------|---------------------------|--------------------|---------------------------------|----------------------|-------------|
| UNII Band 8    | 7015                      | 20               | 7015                  | -73.07                    | 100                | -62                             | -66.86               | 4.86        |
|                |                           |                  |                       | Result: Stop Transmission |                    |                                 |                      |             |
|                |                           |                  |                       | -74.07                    | <90                | -62                             | -67.86               | 5.86        |
|                |                           |                  |                       | Result: Minimal Operation |                    |                                 |                      |             |
|                |                           |                  |                       | -75.07                    | =0                 | -62                             | -68.86               | 6.86        |
|                |                           |                  |                       | Result: Normal Operation  |                    |                                 |                      |             |
| UNII Band 8(7) | 6745                      | 320              | 6590                  | -71.97                    | 100.00             | -62.00                          | -65.37               | 3.37        |
|                |                           |                  |                       | Result: Stop Transmission |                    |                                 |                      |             |
|                |                           |                  |                       | -72.97                    | <90                | -62.00                          | -66.37               | 4.37        |
|                |                           |                  |                       | Result: Minimal Operation |                    |                                 |                      |             |
|                |                           |                  |                       | -73.97                    | =0                 | -62.00                          | -67.37               | 5.37        |
|                |                           |                  |                       | Result: Normal Operation  |                    |                                 |                      |             |
|                |                           |                  | 6745                  | -73.80                    | 100.00             | -62.00                          | -67.20               | 5.20        |
|                |                           |                  |                       | Result: Stop Transmission |                    |                                 |                      |             |
|                |                           |                  |                       | -74.80                    | <90                | -62.00                          | -68.20               | 6.20        |
|                |                           |                  |                       | Result: Minimal Operation |                    |                                 |                      |             |
|                |                           |                  |                       | -75.80                    | =0                 | -62.00                          | -69.20               | 7.20        |
|                |                           |                  |                       | Result: Normal Operation  |                    |                                 |                      |             |
| 6900           | -69.76                    | 100.00           | -62.00                | -63.16                    | 1.16               |                                 |                      |             |
|                | Result: Stop Transmission |                  |                       |                           |                    |                                 |                      |             |
|                | -70.76                    | <90              | -62.00                | -64.16                    | 2.16               |                                 |                      |             |
|                | Result: Minimal Operation |                  |                       |                           |                    |                                 |                      |             |
|                | -71.76                    | =0               | -62.00                | -65.16                    | 3.16               |                                 |                      |             |
|                | Result: Normal Operation  |                  |                       |                           |                    |                                 |                      |             |

**Note 1:** Adjusted Power = Injected AWGN Level - minimum antenna gain (Antenna 5, gain=-6.6dBi) for 320M;  
Adjusted Power = Injected AWGN Level - minimum antenna gain (Antenna 7, gain=-6.21dBi) for 20M;

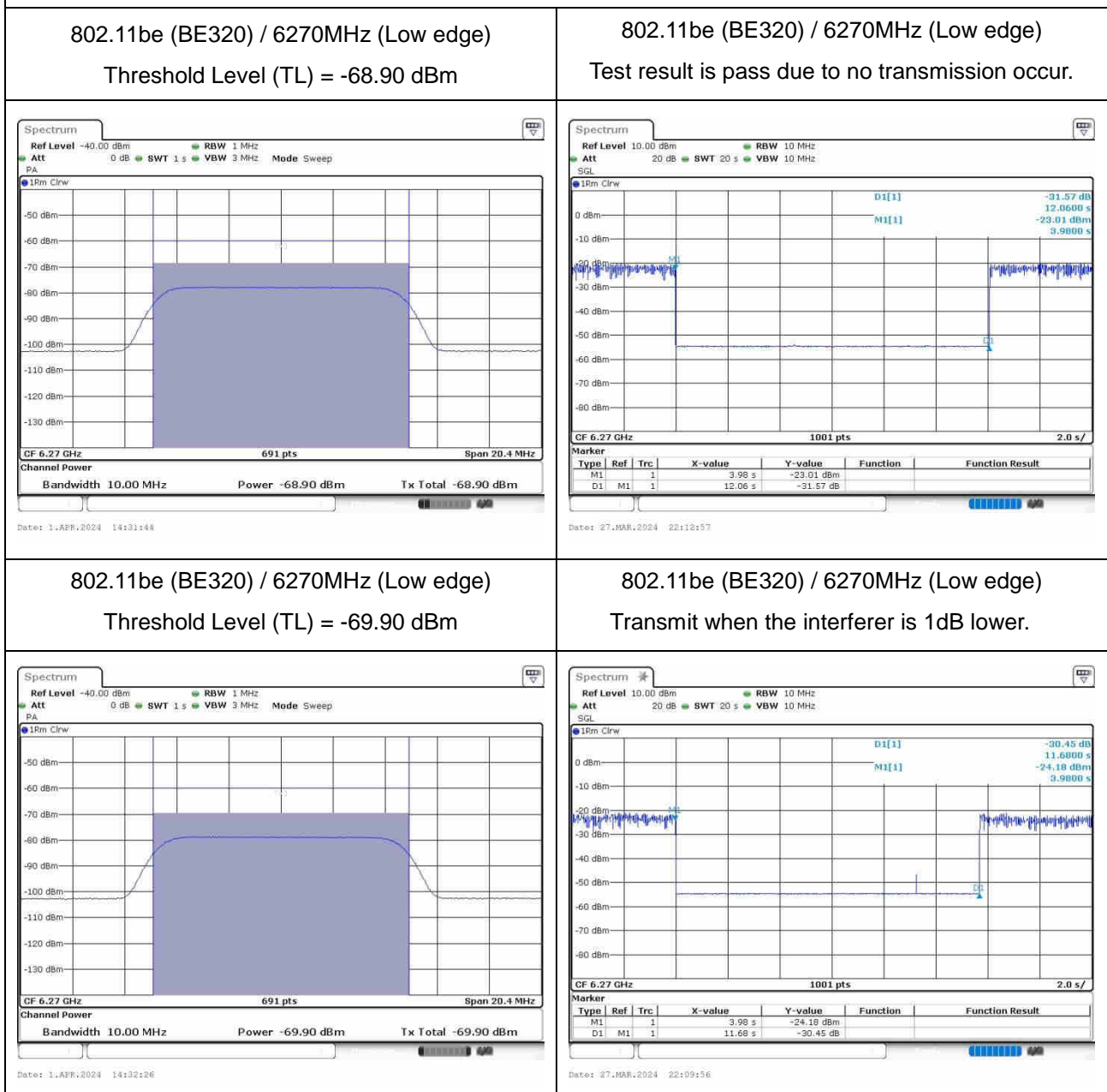
**Note 2:** Path Loss between antenna and RF connector is negligible. (0 dB)

**Note 3:** Margin = Regulated Threshold level - Adjusted Power



### 3.5.7 Worst Case Plots of Contention Based Protocol

Contention Based Protocol Result Plots on U-NII 5 (AWGN Interference)



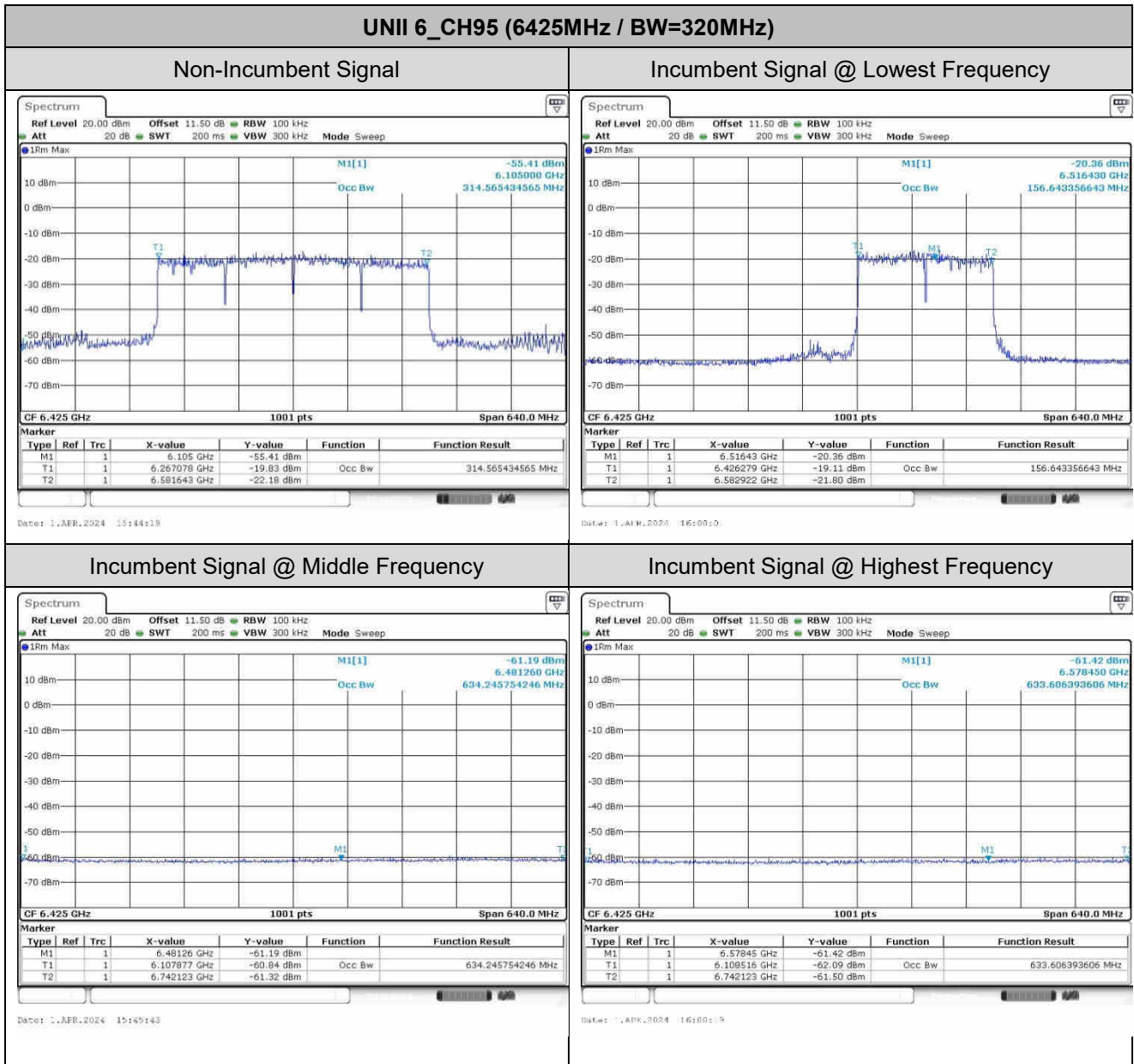
Remark: M1: Injection of AWGN signal, D1: Removal of AWGN signal



### 3.5.8 Verify Contention Based Protocol Transmission Bandwidth

Verify transmission absence when Incumbent signal at different frequency (frequency domain plots).

1. When Incumbent Signal inject at lowest frequency, the transmission bandwidth reduced to 160MHz;
2. When Incumbent Signal inject at middle frequency, the whole 320MHz bandwidth stop transmission;
3. When Incumbent Signal inject at highest frequency, the whole 320MHz bandwidth stop transmission;
4. This device does not support channel puncturing mode for incumbent avoidance but bandwidth reduction mechanism is supported.





### 3.6 Unwanted Emissions Measurement

This section is to measure unwanted emissions through radiated measurement for band edge spurious emissions and out of band emissions measurement.

#### 3.6.1 Limit of Unwanted Emissions

- (1) For transmitters operating within the 5.925-7.125 GHz band: Any emissions outside of the 5.925-7.125 GHz band must not exceed an e.i.r.p. of -27 dBm/MHz.

| EIRP (dBm) | Field Strength at 3m (dBμV/m) |
|------------|-------------------------------|
| - 27 (RMS) | 68.3                          |
| - 7 (Peak) | 88.3                          |

Unwanted emissions outside of restricted bands are measured with a RMS detector.

In addition, 15.35(b) applies where the peak emissions must be limited to no more than 20 dB above the average limit

- (2) Unwanted spurious emissions fallen in restricted bands shall comply with the general field strength limits as below table:

| Frequency (MHz) | Field Strength (microvolts/meter) | Measurement Distance (meters) |
|-----------------|-----------------------------------|-------------------------------|
| 0.009 – 0.490   | 2400/F(kHz)                       | 300                           |
| 0.490 – 1.705   | 24000/F(kHz)                      | 30                            |
| 1.705 – 30.0    | 30                                | 30                            |
| 30 – 88         | 100                               | 3                             |
| 88 – 216        | 150                               | 3                             |
| 216 - 960       | 200                               | 3                             |
| Above 960       | 500                               | 3                             |

**Note:** The following formula is used to convert the EIRP to field strength.

$$E = \frac{1000000\sqrt{30P}}{3} \mu\text{V/m, where P is the eirp (Watts)}$$

#### 3.6.2 Measuring Instruments

See list of measuring equipment of this test report.

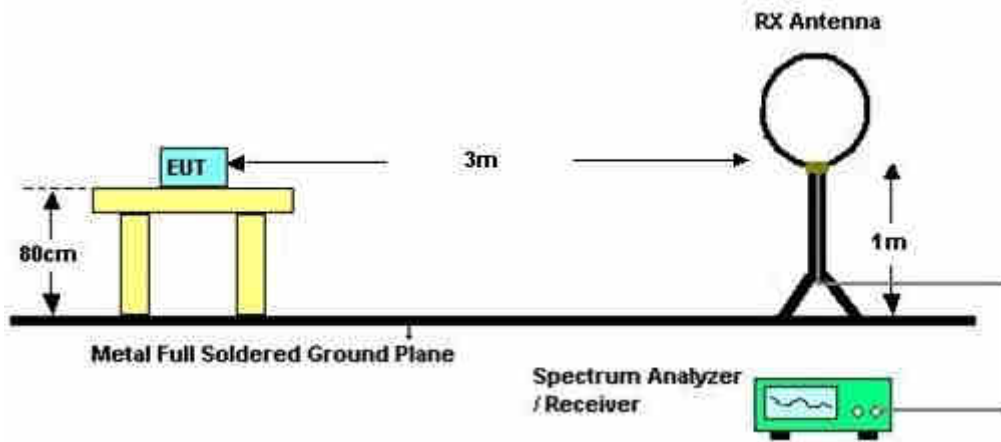


### 3.6.3 Test Procedures

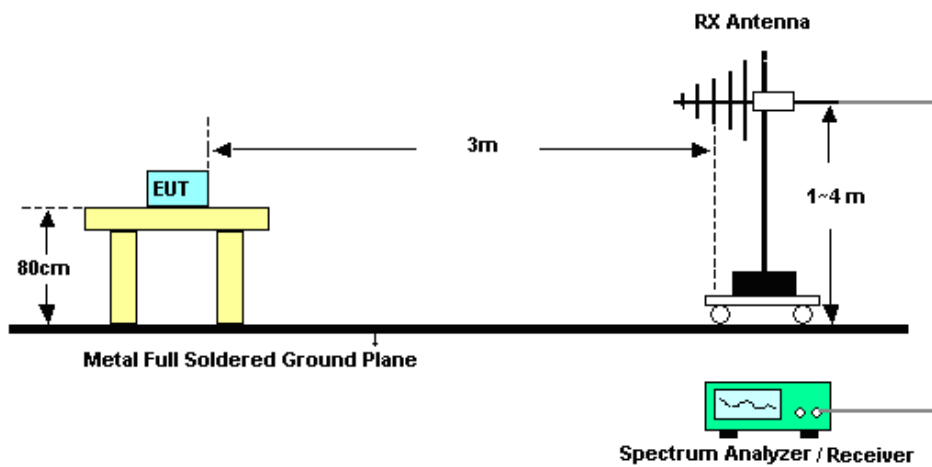
1. The testing follows FCC KDB 789033 D02 General UNII Test Procedures New Rules v02r01. Section G) Unwanted emissions measurement.
  - (1) Procedure for Unwanted Emissions Measurements Below 1000MHz
    - RBW = 120 kHz
    - VBW = 300 kHz
    - Detector = Peak
    - Trace mode = max hold
  - (2) Procedure for Peak Unwanted Emissions Measurements Above 1000 MHz
    - RBW = 1 MHz
    - VBW  $\geq$  3 MHz
    - Detector = Peak
    - Sweep time = auto
    - Trace mode = max hold
  - (3) Procedures for Average Unwanted Emissions Measurements Above 1000MHz
    - RBW = 1 MHz
    - VBW = 10 Hz, when duty cycle is no less than 98 percent.
    - VBW  $\geq$  1/T, when duty cycle is less than 98 percent where T is the minimum transmission duration over which the transmitter is on and is transmitting at its maximum power control level for the tested mode of operation.
2. The EUT was placed on a turntable with 0.8 meter for frequency below 1GHz and 1.5 meter for frequency above 1GHz respectively above ground.
3. The EUT was set 3 meters from the interference receiving antenna which was mounted on the top of a variable height antenna tower.
4. The antenna is a broadband antenna and its height is adjusted between one meter and four meters above ground to find the maximum value of the field strength for both horizontal polarization and vertical polarization of the antenna.
5. For each suspected emission, the EUT was arranged to its worst case and then adjust the antenna tower (from 1 m to 4 m) and turntable (from 0 degree to 360 degrees) to find the maximum reading.
6. For testing below 1GHz, if the emission level of the EUT in peak mode was 3 dB lower than the limit specified, then peak values of EUT will be reported, otherwise, the emissions will be repeated one by one using the CISPR quasi-peak method and reported.
7. For testing above 1GHz, the emission level of the EUT in peak mode was 20dB lower than average limit (that means the emission level in average mode also complies with the limit in average mode), then peak values of EUT will be reported, otherwise, the emissions will be measured in average mode again and reported.

### 3.6.4 Test Setup

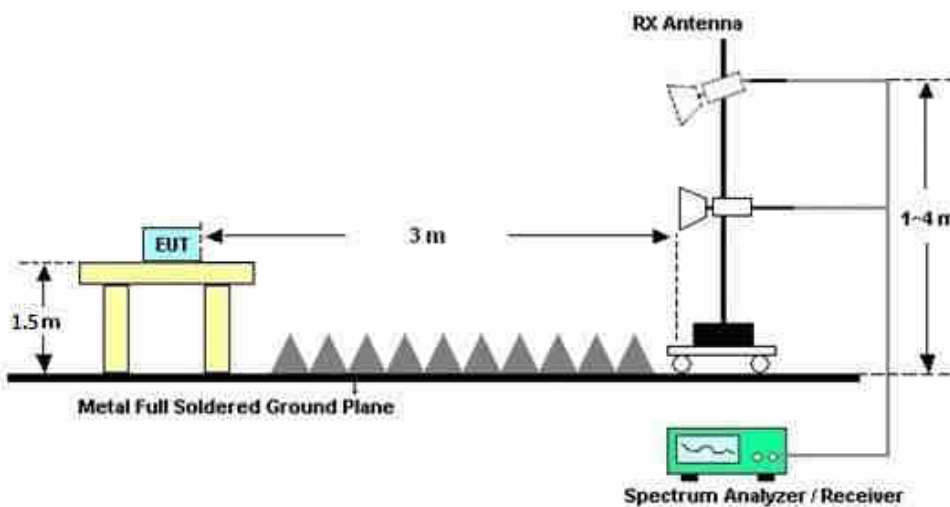
For radiated emissions below 30MHz



For radiated emissions from 30MHz to 1GHz



For radiated emissions above 1GHz





### **3.6.5 Test Results of Radiated Spurious Emissions (9 kHz ~ 30 MHz)**

The low frequency, which started from 9 kHz to 30MHz, was pre-scanned and the result which was 20dB lower than the limit line was not reported.

There is adequate comparison measurement of both open-field test site and alternative test site - semi-Anechoic chamber according to 414788 D01 Radiated Test Site v01r01, and the result came out very similar.

### **3.6.6 Test Result of Radiated Spurious at Band Edges**

Please refer to Appendix C.

### **3.6.7 Duty Cycle**

Please refer to Appendix D.

### **3.6.8 Test Result of Radiated Spurious Emissions (30MHz ~ 10th Harmonic)**

Please refer to Appendix C.

The emission level above 18GHz is checked that the emission level is noise floor only, so it is not reflected in the report.

### 3.7 AC Conducted Emission Measurement

#### 3.7.1 Limit of AC Conducted Emission

For equipment that is designed to be connected to the public utility (AC) power line, the radio frequency voltage that is conducted back onto the AC power line on any frequency or frequencies within the band 150 kHz to 30 MHz shall not exceed the limits in the following table.

| Frequency of emission (MHz) | Conducted limit (dB $\mu$ V) |           |
|-----------------------------|------------------------------|-----------|
|                             | Quasi-peak                   | Average   |
| 0.15-0.5                    | 66 to 56*                    | 56 to 46* |
| 0.5-5                       | 56                           | 46        |
| 5-30                        | 60                           | 50        |

\*Decreases with the logarithm of the frequency.

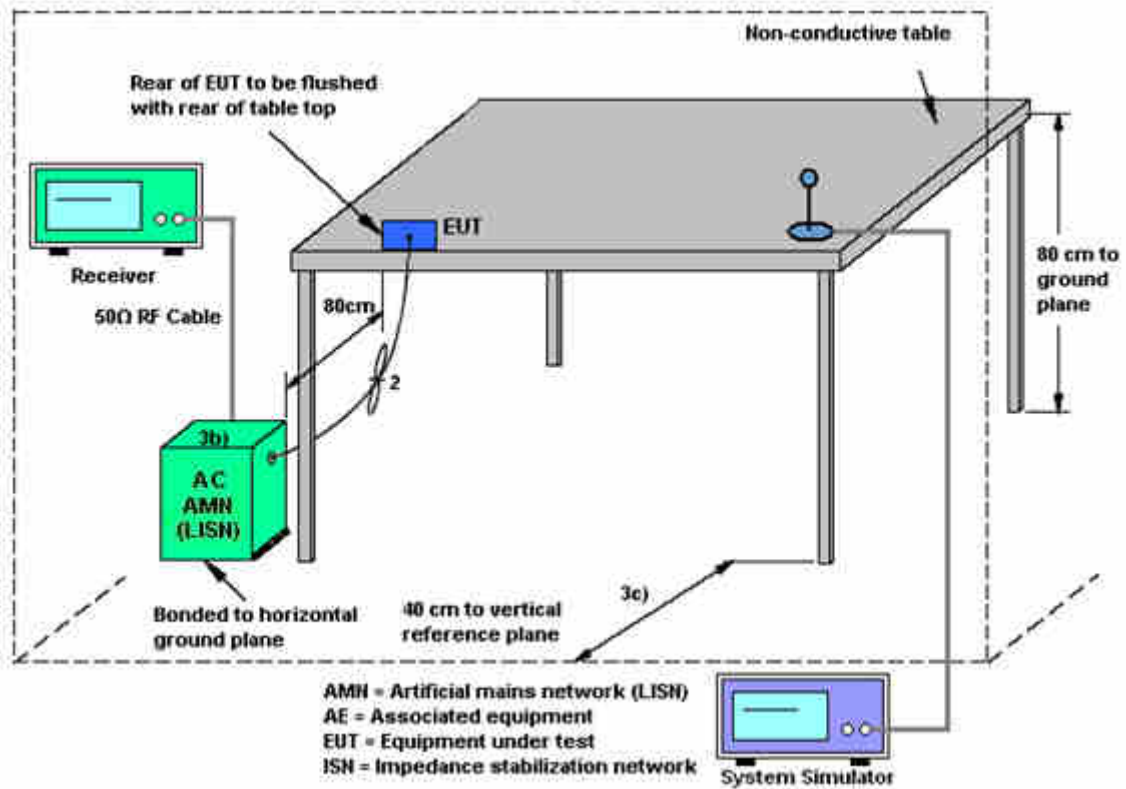
#### 3.7.2 Measuring Instruments

See list of measuring equipment of this test report.

#### 3.7.3 Test Procedures

1. The EUT was placed 0.4 meter from the conducting wall of the shielding room was kept at least 80 centimeters from any other grounded conducting surface.
2. Connect EUT to the power mains through a line impedance stabilization network (LISN).
3. All the support units are connecting to the other LISN.
4. The LISN provides 50 ohm coupling impedance for the measuring instrument.
5. The FCC states that a 50 ohm, 50 microhenry LISN should be used.
6. Both sides of AC line were checked for maximum conducted interference.
7. The frequency range from 150 kHz to 30 MHz was searched.
8. Set the test-receiver system to Peak Detect Function and specified bandwidth with Maximum Hold Mode.

### 3.7.4 Test Setup



### 3.7.5 Test Result of AC Conducted Emission

Please refer to Appendix B.

### 3.8 Antenna Requirements

#### 3.8.1 Standard Applicable

§15.203: An intentional radiator shall be designed to ensure that no antenna other than that furnished by the responsible party shall be used with the device. The use of a permanently attached antenna or of an antenna that uses a unique coupling to the intentional radiator shall be considered sufficient to comply with the provisions of this section.

#### 3.8.2 Antenna Anti-Replacement Construction

An embedded-in antenna design is used. The EUT complies with the requirement of 15.203.

#### 3.8.3 Antenna Gain

<CDD Modes >

FCC KDB 662911 D01 Multiple Transmitter Output v02r01

For CDD transmissions, directional gain is calculated as

For power, the directional gain G<sub>ANT</sub> is set equal to the antenna having the highest gain, i.e.,

Directional gain = G<sub>ANT MAX</sub>(Ant.1 Gain, Ant.2 Gain,...) + Array Gain, as following table for Power, where Array Gain = 0 dB (i.e., no array gain) for N<sub>ANT</sub> ≤ 4;

For PSD, the directional gain calculation is following,

Directional gain = 10 log[(10<sup>G<sub>1</sub>/20</sup> + 10<sup>G<sub>2</sub>/20</sup> + ... + 10<sup>G<sub>n</sub>/20</sup>)<sup>2</sup> / N<sub>ANT</sub>] dBi, as following table for PSD.

N<sub>ANT</sub> = number of transmit antennas

N<sub>SS</sub> = number of spatial streams. (The worst case directional gain will occur when N<sub>SS</sub> = 1)

| <b>&lt;CDD Modes&gt;</b> |               |               |              |              |
|--------------------------|---------------|---------------|--------------|--------------|
|                          |               |               | <b>DG</b>    | <b>DG</b>    |
|                          |               |               | <b>for</b>   | <b>for</b>   |
|                          | <b>Ant. 7</b> | <b>Ant. 5</b> | <b>Power</b> | <b>PSD</b>   |
|                          | <b>(dBi)</b>  | <b>(dBi)</b>  | <b>(dBi)</b> | <b>(dBi)</b> |
| <b>UNII-5</b>            | -3.90         | -3.70         | -3.70        | -0.79        |
| <b>UNII-6</b>            | -4.70         | -5.50         | -4.70        | -2.08        |
| <b>UNII-7</b>            | -5.10         | -6.60         | -5.10        | -2.81        |
| <b>UNII-8</b>            | -6.21         | -5.30         | -5.30        | -2.73        |



## 4 List of Measuring Equipment

| Instrument                           | Manufacturer         | Model No.                    | Serial No.       | Characteristics    | Calibration Date | Test Date                       | Due Date      | Remark                   |
|--------------------------------------|----------------------|------------------------------|------------------|--------------------|------------------|---------------------------------|---------------|--------------------------|
| Spectrum Analyzer                    | R&S                  | FSV40                        | 101078           | 10Hz~40GHz         | Apr. 06, 2023    | Mar. 02, 2024~<br>Mar. 19, 2024 | Apr. 05, 2024 | Conducted<br>(TH01-SZ)   |
| Pulse Power Sensor                   | Anritsu              | MA2411B                      | 1339473          | 30MHz~40GHz        | Dec. 29, 2023    | Mar. 02, 2024~<br>Mar. 19, 2024 | Dec. 28, 2024 | Conducted<br>(TH01-SZ)   |
| Power Meter                          | Anritsu              | ML2495A                      | 1218010          | 50MHz<br>Bandwidth | Aug. 21, 2023    | Mar. 02, 2024~<br>Mar. 19, 2024 | Aug. 20, 2024 | Conducted<br>(TH01-SZ)   |
| EMI Test Receiver                    | R&S                  | ESR7                         | 101404           | 9kHz~7GHz          | Oct. 18, 2023    | Feb. 29, 2024~<br>Mar. 27, 2024 | Oct. 17, 2024 | Radiation<br>(03CH04-SZ) |
| EXA Spectrum Analyzer                | KEYSIGHT             | N9010A                       | MY5515021<br>3   | 10Hz~44GHz         | Jul. 07, 2023    | Feb. 29, 2024~<br>Mar. 27, 2024 | Jul. 06, 2024 | Radiation<br>(03CH04-SZ) |
| Loop Antenna                         | R&S                  | HFH2-Z2                      | 100354           | 9kHz~30MHz         | Jun. 28, 2022    | Feb. 29, 2024~<br>Mar. 27, 2024 | Jun. 27, 2024 | Radiation<br>(03CH04-SZ) |
| Bilog Antenna                        | TeseQ                | CBL6111D                     | 41909            | 30MHz~1GHz         | May 14, 2023     | Feb. 29, 2024~<br>Mar. 27, 2024 | May 13, 2024  | Radiation<br>(03CH04-SZ) |
| Double Ridge Horn Antenna            | SCHWARZBECK          | BBHA9120D                    | 9120D-1474       | 1GHz~18GHz         | Jul. 07, 2023    | Feb. 29, 2024~<br>Mar. 27, 2024 | Jul. 06, 2024 | Radiation<br>(03CH04-SZ) |
| Horn Antenna                         | SCHWARZBECK          | BBHA9170                     | 9170#679         | 15GHz~40GHz        | Jul. 08, 2023    | Feb. 29, 2024~<br>Mar. 27, 2024 | Jul. 07, 2024 | Radiation<br>(03CH04-SZ) |
| Amplifier                            | Burgeon              | BPA-530                      | 102211           | 0.01Hz<br>~3000MHz | Oct. 18, 2023    | Feb. 29, 2024~<br>Mar. 27, 2024 | Oct. 17, 2024 | Radiation<br>(03CH04-SZ) |
| HF Amplifier                         | MITEQ                | AMF-7D-0010<br>1800-30-10P-R | 1943528          | 1GHz~18GHz         | Oct. 18, 2023    | Feb. 29, 2024~<br>Mar. 27, 2024 | Oct. 17, 2024 | Radiation<br>(03CH04-SZ) |
| HF Amplifier                         | MITEQ                | TTA1840-35-H<br>G            | 1871923          | 18GHz~40GHz        | Jul. 07, 2023    | Feb. 29, 2024~<br>Mar. 27, 2024 | Jul. 06, 2024 | Radiation<br>(03CH04-SZ) |
| Amplifier                            | Agilent Technologies | 83017A                       | MY5728013<br>6   | 500MHz~26.5G<br>Hz | Aug. 21, 2023    | Feb. 29, 2024~<br>Mar. 27, 2024 | Aug. 20, 2024 | Radiation<br>(03CH04-SZ) |
| AC Power Source                      | APC                  | AFV-S-600B                   | F119050019       | N/A                | Oct. 18, 2023    | Feb. 29, 2024~<br>Mar. 27, 2024 | Oct. 17, 2024 | Radiation<br>(03CH04-SZ) |
| Turn Table                           | EM                   | EM1000                       | N/A              | 0~360 degree       | NCR              | Feb. 29, 2024~<br>Mar. 27, 2024 | NCR           | Radiation<br>(03CH04-SZ) |
| Antenna Mast                         | EM                   | EM1000                       | N/A              | 1 m~4 m            | NCR              | Feb. 29, 2024~<br>Mar. 27, 2024 | NCR           | Radiation<br>(03CH04-SZ) |
| EMI Receiver                         | R&S                  | ESR7                         | 101630           | 9kHz~7GHz;         | Jul. 06, 2023    | Feb. 19, 2024                   | Jul. 05, 2024 | Conduction<br>(CO01-SZ)  |
| AC LISN                              | R&S                  | ENV216                       | 100063           | 9kHz~30MHz         | Aug. 21, 2023    | Feb. 19, 2024                   | Aug. 20, 2024 | Conduction<br>(CO01-SZ)  |
| AC LISN<br>(for auxiliary equipment) | EMCO                 | 3816/2SH                     | 00103892         | 9kHz~30MHz         | Oct. 16, 2023    | Feb. 19, 2024                   | Oct. 15, 2024 | Conduction<br>(CO01-SZ)  |
| AC Power Source                      | Chroma               | 61602                        | 6160200008<br>91 | 100Vac~250Vac      | Jul. 07, 2023    | Feb. 19, 2024                   | Jul. 06, 2024 | Conduction<br>(CO01-SZ)  |
| Signal Analyzer                      | R&S                  | FSV7                         | 101473           | 10Hz~7GHz          | Dec. 28, 2023    | Apr. 01, 2024                   | Dec. 27, 2024 | Conducted<br>(DFS01-SZ)  |
| MXG-B RF Vector<br>Signal Generator  | Keysight             | N5182B                       | MY5620042<br>4   | 9kHz~6GHz          | Apr. 04, 2023    | Apr. 01, 2024                   | Apr. 03, 2024 | Conducted<br>(DFS01-SZ)  |

NCR: No Calibration Required.





# 5 Measurement Uncertainty

## Uncertainty of Conducted Measurement

| Test Item                              | Uncertainty |
|--|-------------|
| Conducted Spurious Emission & Bandedge | ±1.34 dB    |
| Occupied Channel Bandwidth             | ±0.012 MHz  |
| Conducted Power                        | ±1.34 dB    |
| Conducted Power Spectral Density       | ±1.32 dB    |
| Frequency                              | ±1.3 Hz     |
| Conducted Generated signal Levels      | ±0.62 dB    |
| Conducted Time                         | 0.38%       |

## Uncertainty of AC Conducted Emission Measurement (0.15 MHz ~ 30 MHz)

|   |        |
|---|--------|
| Measuring Uncertainty for a Level of Confidence of 95% (U = 2Uc(y)) | 2.7 dB |
|---|--------|

## Uncertainty of Radiated Emission Measurement (30 MHz ~ 1000 MHz)

|   |        |
|---|--------|
| Measuring Uncertainty for a Level of Confidence of 95% (U = 2Uc(y)) | 5.1 dB |
|---|--------|

## Uncertainty of Radiated Emission Measurement (1 GHz ~ 18 GHz)

|   |        |
|---|--------|
| Measuring Uncertainty for a Level of Confidence of 95% (U = 2Uc(y)) | 4.8 dB |
|---|--------|

## Uncertainty of Radiated Emission Measurement (18 GHz ~ 40 GHz)

|   |        |
|---|--------|
| Measuring Uncertainty for a Level of Confidence of 95% (U = 2Uc(y)) | 5.1 dB |
|---|--------|

----- THE END -----



## **Appendix A. Conducted Test Results**

## A1. Conducted Test Results

|                |                       |                    |       |    |
|----------------|-----------------------|--------------------|-------|----|
| Test Engineer: | Ma Jie                | Temperature:       | 21~25 | °C |
| Test Date:     | 2024/03/02-2024/03/19 | Relative Humidity: | 51~54 | %  |

**TEST RESULTS DATA**  
**EIRP Power Table**

| UNII-5 MIMO |           |     |             |                  |       |  |       |       |          |       |                  |                        |            |               |       |
|-------------|-----------|-----|-------------|------------------|-------|--|-------|-------|----------|-------|------------------|------------------------|------------|---------------|-------|
| Mod.        | Data Rate | NTX | Freq. (MHz) | Duty Factor (dB) |       | Conducted Power with duty factor (dBm) |       |       | DG (dBi) |       | EIRP Power (dBm) | EIRP Power Limit (dBm) | Pass /Fail | Power Setting |       |
|             |           |     |             | Ant 7            | Ant 5 | Ant 7                                  | Ant 5 | SUM   | Ant 7    | Ant 5 |                  |                        |            | SUM           | Ant 7 |
| 11a         | 6Mbps     | 2   | 5955        | 0.04             | 0.04  | 6.80                                   | 7.34  | 10.09 | -3.70    |       | 6.39             | 24.00                  | Pass       | 7.5           |       |
| 11a         | 6Mbps     | 2   | 5935        | 0.04             | 0.04  | 5.71                                   | 6.32  | 9.04  | -3.70    |       | 5.34             | 24.00                  | Pass       | 6.5           |       |
| 11a         | 6Mbps     | 2   | 6175        | 0.04             | 0.04  | 6.84                                   | 7.38  | 10.13 | -3.70    |       | 6.43             | 24.00                  | Pass       | 7.5           |       |
| 11a         | 6Mbps     | 2   | 6415        | 0.04             | 0.04  | 7.28                                   | 7.41  | 10.36 | -3.70    |       | 6.66             | 24.00                  | Pass       | 7.5           |       |

**TEST RESULTS DATA**  
**EIRP Power Table**

| UNII-6 MIMO |           |     |             |                  |       |  |       |       |          |       |                  |                        |            |
|-------------|-----------|-----|-------------|------------------|-------|--|-------|-------|----------|-------|------------------|------------------------|------------|
| Mod.        | Data Rate | NTX | Freq. (MHz) | Duty Factor (dB) |       | Conducted Power with duty factor (dBm) |       |       | DG (dBi) |       | EIRP Power (dBm) | EIRP Power Limit (dBm) | Pass /Fail |
|             |           |     |             | Ant 7            | Ant 5 | Ant 7                                  | Ant 5 | SUM   | Ant 7    | Ant 5 |                  |                        |            |
| 11a         | 6Mbps     | 2   | 6435        | 0.04             | 0.04  | 8.74                                   | 8.97  | 11.87 | -4.70    |       | 7.17             | 24.00                  | Pass       |
| 11a         | 6Mbps     | 2   | 6475        | 0.04             | 0.04  | 8.71                                   | 8.97  | 11.85 | -4.70    |       | 7.15             | 24.00                  | Pass       |
| 11a         | 6Mbps     | 2   | 6515        | 0.04             | 0.04  | 8.72                                   | 8.75  | 11.75 | -4.70    |       | 7.05             | 24.00                  | Pass       |

| Power Setting |       |
|---------------|-------|
| Ant 7         | Ant 5 |
| 9             | 9     |
| 9             | 9     |
| 9             | 9     |

**TEST RESULTS DATA**  
**EIRP Power Table**

| UNII-7 MIMO |           |     |             |                  |       |  |       |       |          |       |                  |                        |            |
|-------------|-----------|-----|-------------|------------------|-------|--|-------|-------|----------|-------|------------------|------------------------|------------|
| Mod.        | Data Rate | NTX | Freq. (MHz) | Duty Factor (dB) |       | Conducted Power with duty factor (dBm) |       |       | DG (dBi) |       | EIRP Power (dBm) | EIRP Power Limit (dBm) | Pass /Fail |
|             |           |     |             | Ant 7            | Ant 5 | Ant 7                                  | Ant 5 | SUM   | Ant 7    | Ant 5 |                  |                        |            |
| 11a         | 6Mbps     | 2   | 6535        | 0.04             | 0.04  | 9.32                                   | 9.13  | 12.24 | -5.10    |       | 7.14             | 24.00                  | Pass       |
| 11a         | 6Mbps     | 2   | 6695        | 0.04             | 0.04  | 9.59                                   | 9.46  | 12.54 | -5.10    |       | 7.44             | 24.00                  | Pass       |
| 11a         | 6Mbps     | 2   | 6855        | 0.04             | 0.04  | 9.50                                   | 9.51  | 12.52 | -5.10    |       | 7.42             | 24.00                  | Pass       |

| Power Setting |       |
|---------------|-------|
| Ant 7         | Ant 5 |
|               | 9.5   |
|               | 10    |
|               | 10    |

**TEST RESULTS DATA**  
**EIRP Power Table**

| UNII-8 MIMO |           |     |             |                  |       |  |       |       |          |       |                  |                        |            |               |       |
|-------------|-----------|-----|-------------|------------------|-------|--|-------|-------|----------|-------|------------------|------------------------|------------|---------------|-------|
| Mod.        | Data Rate | NTX | Freq. (MHz) | Duty Factor (dB) |       | Conducted Power with duty factor (dBm) |       |       | DG (dBi) |       | EIRP Power (dBm) | EIRP Power Limit (dBm) | Pass /Fail | Power Setting |       |
|             |           |     |             | Ant 7            | Ant 5 | Ant 7                                  | Ant 5 | SUM   | Ant 7    | Ant 5 |                  |                        |            | SUM           | Ant 7 |
| 11a         | 6Mbps     | 2   | 6875        | 0.04             | 0.04  | 9.06                                   | 9.19  | 12.14 | -5.10    |       | 7.04             | 24.00                  | Pass       |               | 9.5   |
| 11a         | 6Mbps     | 2   | 6895        | 0.04             | 0.04  | 9.70                                   | 9.55  | 12.64 | -5.30    |       | 7.34             | 24.00                  | Pass       |               | 10    |
| 11a         | 6Mbps     | 2   | 6995        | 0.04             | 0.04  | 9.56                                   | 9.52  | 12.55 | -5.30    |       | 7.25             | 24.00                  | Pass       |               | 10    |
| 11a         | 6Mbps     | 2   | 7095        | 0.04             | 0.04  | 10.48                                  | 10.88 | 13.70 | -5.30    |       | 8.40             | 24.00                  | Pass       |               | 11    |
| 11a         | 6Mbps     | 2   | 7115        | 0.04             | 0.04  | 7.14                                   | 7.50  | 10.34 | -5.30    |       | 5.04             | 24.00                  | Pass       |               | 7.5   |

**TEST RESULTS DATA**  
**EIRP Power Table**

| UNII-5 MIMO |           |     |             |           |                  |       |  |        |        |          |       |                  |                        |            |               |       |
|-------------|-----------|-----|-------------|-----------|------------------|-------|--|--------|--------|----------|-------|------------------|------------------------|------------|---------------|-------|
| Mod.        | Data Rate | NTX | Freq. (MHz) | RU Config | Duty Factor (dB) |       | Conducted Power with duty factor (dBm) |        |        | DG (dBi) |       | EIRP Power (dBm) | EIRP Power Limit (dBm) | Pass /Fail | Power Setting |       |
|             |           |     |             |           | Ant 7            | Ant 5 | Ant 7                                  | Ant 5  | SUM    | Ant 7    | Ant 5 |                  |                        |            | SUM           | Ant 7 |
| HE20        | MCS0      | 2   | 5955        | Full      | 0.02             | 0.02  | 7.89                                   | 7.99   | 10.95  | -3.70    | -3.70 | 7.25             | 24.00                  | Pass       | 8             | 8     |
| HE20        | MCS0      | 2   | 5955        | 26/0      | 0.02             | 0.02  | -3.88                                  | -1.89  | 0.23   | -3.70    | -3.70 | -3.47            | 24.00                  | Pass       | -3            | -3    |
| HE20        | MCS0      | 2   | 5955        | 52/37     | 0.02             | 0.02  | -0.64                                  | 1.10   | 3.32   | -3.70    | -3.70 | -0.38            | 24.00                  | Pass       | 0             | 0     |
| HE20        | MCS0      | 2   | 5955        | 106/53    | 0.02             | 0.02  | 3.51                                   | 3.81   | 6.67   | -3.70    | -3.70 | 2.97             | 24.00                  | Pass       | 4             | 4     |
| HE20        | MCS0      | 2   | 5935        | Full      | 0.02             | 0.02  | -6.78                                  | -5.10  | -2.85  | -3.70    | -3.70 | -6.55            | 24.00                  | Pass       | -6            | -6    |
| HE20        | MCS0      | 2   | 5935        | 26/0      | 0.02             | 0.02  | -17.45                                 | -15.48 | -13.35 | -3.70    | -3.70 | -17.05           | 24.00                  | Pass       | -16.5         | -16.5 |
| HE20        | MCS0      | 2   | 5935        | 52/37     | 0.02             | 0.02  | -14.86                                 | -12.31 | -10.39 | -3.70    | -3.70 | -14.09           | 24.00                  | Pass       | -13.5         | -13.5 |
| HE20        | MCS0      | 2   | 5935        | 106/53    | 0.02             | 0.02  | -11.36                                 | -9.53  | -7.34  | -3.70    | -3.70 | -11.04           | 24.00                  | Pass       | -10.5         | -10.5 |
| HE20        | MCS0      | 2   | 6175        | Full      | 0.02             | 0.02  | 7.55                                   | 8.01   | 10.79  | -3.70    | -3.70 | 7.09             | 24.00                  | Pass       | 8             | 8     |
| HE20        | MCS0      | 2   | 6415        | Full      | 0.02             | 0.02  | 7.89                                   | 8.23   | 11.07  | -3.70    | -3.70 | 7.37             | 24.00                  | Pass       | 8             | 8     |
| HE40        | MCS0      | 2   | 5965        | Full      | 0.02             | 0.01  | 10.77                                  | 11.14  | 13.97  | -3.70    | -3.70 | 10.27            | 24.00                  | Pass       | 10.5          | 10.5  |
| HE40        | MCS0      | 2   | 6165        | Full      | 0.02             | 0.01  | 10.65                                  | 11.23  | 13.96  | -3.70    | -3.70 | 10.26            | 24.00                  | Pass       | 10.5          | 10.5  |
| HE40        | MCS0      | 2   | 6405        | Full      | 0.02             | 0.01  | 10.92                                  | 11.05  | 13.99  | -3.70    | -3.70 | 10.29            | 24.00                  | Pass       | 10.5          | 10.5  |
| HE80        | MCS0      | 2   | 5985        | Full      | 0.02             | 0.02  | 11.02                                  | 10.94  | 13.99  | -3.70    | -3.70 | 10.29            | 24.00                  | Pass       | 10.5          | 10.5  |
| HE80        | MCS0      | 2   | 6145        | Full      | 0.02             | 0.02  | 10.22                                  | 10.80  | 13.53  | -3.70    | -3.70 | 9.83             | 24.00                  | Pass       | 10.5          | 10.5  |
| HE80        | MCS0      | 2   | 6385        | Full      | 0.02             | 0.02  | 11.08                                  | 10.83  | 13.96  | -3.70    | -3.70 | 10.26            | 24.00                  | Pass       | 10.5          | 10.5  |
| HE160       | MCS0      | 2   | 6025        | Full      | 0.01             | 0.02  | 11.30                                  | 11.29  | 14.31  | -3.70    | -3.70 | 10.61            | 24.00                  | Pass       | 10.5          | 10.5  |
| HE160       | MCS0      | 2   | 6185        | Full      | 0.01             | 0.02  | 11.10                                  | 11.20  | 14.16  | -3.70    | -3.70 | 10.46            | 24.00                  | Pass       | 10.5          | 10.5  |
| HE160       | MCS0      | 2   | 6345        | Full      | 0.01             | 0.02  | 11.25                                  | 11.12  | 14.20  | -3.70    | -3.70 | 10.50            | 24.00                  | Pass       | 10.5          | 10.5  |



**TEST RESULTS DATA**  
**EIRP Power Table**

| UNII-6 MIMO |           |     |     |             |           |                  |       |  |       |       |          |       |                  |                        |            |               |       |
|-------------|-----------|-----|-----|-------------|-----------|------------------|-------|--|-------|-------|----------|-------|------------------|------------------------|------------|---------------|-------|
| Mod.        | Data Rate | NTX | CH. | Freq. (MHz) | RU Config | Duty Factor (dB) |       | Conducted Power with duty factor (dBm) |       |       | DG (dBi) |       | EIRP Power (dBm) | EIRP Power Limit (dBm) | Pass /Fail | Power Setting |       |
|             |           |     |     |             |           | Ant 7            | Ant 5 | Ant 7                                  | Ant 5 | SUM   | Ant 7    | Ant 5 |                  |                        |            | SUM           | Ant 7 |
| HE20        | MCS0      | 2   | 097 | 6435        | Full      | 0.02             | 0.02  | 9.52                                   | 9.53  | 12.53 | -4.70    |       | 7.83             | 24.00                  | Pass       | 9.5           |       |
| HE20        | MCS0      | 2   | 097 | 6435        | 26/0      | 0.02             | 0.02  | -2.14                                  | 0.38  | 2.31  | -4.70    |       | -2.39            | 24.00                  | Pass       | -0.5          |       |
| HE20        | MCS0      | 2   | 097 | 6435        | 52/37     | 0.02             | 0.02  | 1.80                                   | 2.22  | 5.02  | -4.70    |       | 0.32             | 24.00                  | Pass       | 2.5           |       |
| HE20        | MCS0      | 2   | 097 | 6435        | 106/53    | 0.02             | 0.02  | 5.43                                   | 5.46  | 8.45  | -4.70    |       | 3.75             | 24.00                  | Pass       | 5.5           |       |
| HE20        | MCS0      | 2   | 105 | 6475        | Full      | 0.02             | 0.02  | 9.43                                   | 9.62  | 12.53 | -4.70    |       | 7.83             | 24.00                  | Pass       | 9.5           |       |
| HE20        | MCS0      | 2   | 113 | 6515        | Full      | 0.02             | 0.02  | 9.35                                   | 9.49  | 12.43 | -4.70    |       | 7.73             | 24.00                  | Pass       | 9.5           |       |
| HE40        | MCS0      | 2   | 099 | 6445        | Full      | 0.02             | 0.01  | 11.10                                  | 11.00 | 14.06 | -4.70    |       | 9.36             | 24.00                  | Pass       | 10.5          |       |
| HE40        | MCS0      | 2   | 107 | 6485        | Full      | 0.02             | 0.01  | 10.98                                  | 11.03 | 14.01 | -4.70    |       | 9.31             | 24.00                  | Pass       | 10.5          |       |
| HE40        | MCS0      | 2   | 115 | 6525        | Full      | 0.02             | 0.01  | 10.95                                  | 10.86 | 13.91 | -4.70    |       | 9.21             | 24.00                  | Pass       | 10.5          |       |
| HE80        | MCS0      | 2   | 103 | 6465        | Full      | 0.02             | 0.02  | 11.05                                  | 11.02 | 14.04 | -4.70    |       | 9.34             | 24.00                  | Pass       | 10.5          |       |
| HE80        | MCS0      | 2   | 119 | 6545        | Full      | 0.02             | 0.02  | 10.98                                  | 10.94 | 13.97 | -4.70    |       | 9.27             | 24.00                  | Pass       | 10.5          |       |
| HE160       | MCS0      | 2   | 111 | 6505        | Full      | 0.01             | 0.02  | 11.24                                  | 11.35 | 14.31 | -4.70    |       | 9.61             | 24.00                  | Pass       | 10.5          |       |

**TEST RESULTS DATA**  
**EIRP Power Table**

| UNII-7 MIMO |           |     |             |            |                  |       |  |       |       |          |       |                  |                        |            |               |       |
|-------------|-----------|-----|-------------|------------|------------------|-------|--|-------|-------|----------|-------|------------------|------------------------|------------|---------------|-------|
| Mod.        | Data Rate | NTX | Freq. (MHz) | RU Config. | Duty Factor (dB) |       | Conducted Power with duty factor (dBm) |       |       | DG (dBi) |       | EIRP Power (dBm) | EIRP Power Limit (dBm) | Pass /Fail | Power Setting |       |
|             |           |     |             |            | Ant 7            | Ant 5 | Ant 7                                  | Ant 5 | SUM   | Ant 7    | Ant 5 |                  |                        |            | SUM           | Ant 7 |
| HE20        | MCS0      | 2   | 6535        | Full       | 0.02             | 0.02  | 9.99                                   | 9.88  | 12.94 | -5.10    | -5.10 | 7.84             | 24.00                  | Pass       | 10            |       |
| HE20        | MCS0      | 2   | 6535        | 26/0       | 0.02             | 0.02  | -1.69                                  | 0.61  | 2.62  | -5.10    | -5.10 | -2.48            | 24.00                  | Pass       | -0.5          |       |
| HE20        | MCS0      | 2   | 6535        | 52/37      | 0.02             | 0.02  | 2.25                                   | 2.44  | 5.35  | -5.10    | -5.10 | 0.25             | 24.00                  | Pass       | 3             |       |
| HE20        | MCS0      | 2   | 6535        | 106/53     | 0.02             | 0.02  | 5.67                                   | 6.16  | 8.93  | -5.10    | -5.10 | 3.83             | 24.00                  | Pass       | 6             |       |
| HE20        | MCS0      | 2   | 6695        | Full       | 0.02             | 0.02  | 10.28                                  | 10.16 | 13.23 | -5.10    | -5.10 | 8.13             | 24.00                  | Pass       | 10.5          |       |
| HE20        | MCS0      | 2   | 6855        | Full       | 0.02             | 0.02  | 10.15                                  | 10.20 | 13.18 | -5.10    | -5.10 | 8.08             | 24.00                  | Pass       | 10.5          |       |
| HE40        | MCS0      | 2   | 6565        | Full       | 0.02             | 0.01  | 10.92                                  | 10.96 | 13.95 | -5.10    | -5.10 | 8.85             | 24.00                  | Pass       | 10.5          |       |
| HE40        | MCS0      | 2   | 6685        | Full       | 0.02             | 0.01  | 10.78                                  | 10.87 | 13.83 | -5.10    | -5.10 | 8.73             | 24.00                  | Pass       | 10.5          |       |
| HE40        | MCS0      | 2   | 6845        | Full       | 0.02             | 0.01  | 11.11                                  | 10.85 | 13.99 | -5.10    | -5.10 | 8.89             | 24.00                  | Pass       | 10.5          |       |
| HE80        | MCS0      | 2   | 6625        | Full       | 0.02             | 0.02  | 10.93                                  | 11.13 | 14.04 | -5.10    | -5.10 | 8.94             | 24.00                  | Pass       | 10.5          |       |
| HE80        | MCS0      | 2   | 6705        | Full       | 0.02             | 0.02  | 11.05                                  | 10.87 | 13.97 | -5.10    | -5.10 | 8.87             | 24.00                  | Pass       | 10.5          |       |
| HE80        | MCS0      | 2   | 6785        | Full       | 0.02             | 0.02  | 11.00                                  | 10.88 | 13.95 | -5.10    | -5.10 | 8.85             | 24.00                  | Pass       | 10.5          |       |
| HE80        | MCS0      | 2   | 6865        | Full       | 0.02             | 0.02  | 11.01                                  | 10.96 | 13.99 | -5.10    | -5.10 | 8.89             | 24.00                  | Pass       | 10.5          |       |
| HE160       | MCS0      | 2   | 6665        | Full       | 0.01             | 0.02  | 11.15                                  | 11.21 | 14.19 | -5.10    | -5.10 | 9.09             | 24.00                  | Pass       | 10.5          |       |
| HE160       | MCS0      | 2   | 6825        | Full       | 0.01             | 0.02  | 11.40                                  | 11.21 | 14.32 | -5.10    | -5.10 | 9.22             | 24.00                  | Pass       | 10.5          |       |

**TEST RESULTS DATA**  
**EIRP Power Table**

| UNII-8 MIMO |           |     |             |            |                  |       |  |        |       |          |       |                  |                        |            |               |       |
|-------------|-----------|-----|-------------|------------|------------------|-------|--|--------|-------|----------|-------|------------------|------------------------|------------|---------------|-------|
| Mod.        | Data Rate | NTX | Freq. (MHz) | RU Config. | Duty Factor (dB) |       | Conducted Power with duty factor (dBm) |        |       | DG (dBi) |       | EIRP Power (dBm) | EIRP Power Limit (dBm) | Pass /Fail | Power Setting |       |
|             |           |     |             |            | Ant 7            | Ant 5 | Ant 7                                  | Ant 5  | SUM   | Ant 7    | Ant 5 |                  |                        |            | SUM           | Ant 7 |
| HE20        | MCS0      | 2   | 6875        | Full       | 0.02             | 0.02  | 9.70                                   | 9.81   | 12.76 | -5.10    |       | 7.66             | 24.00                  | Pass       |               | 10    |
| HE20        | MCS0      | 2   | 6895        | Full       | 0.02             | 0.02  | 10.21                                  | 10.27  | 13.25 | -5.30    |       | 7.95             | 24.00                  | Pass       |               | 10.5  |
| HE20        | MCS0      | 2   | 6995        | Full       | 0.02             | 0.02  | 10.21                                  | 10.19  | 13.21 | -5.30    |       | 7.91             | 24.00                  | Pass       |               | 10.5  |
| HE20        | MCS0      | 2   | 7095        | Full       | 0.02             | 0.02  | 11.12                                  | 11.64  | 14.39 | -5.30    |       | 9.09             | 24.00                  | Pass       |               | 11.5  |
| HE20        | MCS0      | 2   | 7095        | 26/8       | 0.02             | 0.02  | 1.03                                   | 1.01   | 4.03  | -5.30    |       | -1.27            | 24.00                  | Pass       |               | 1.5   |
| HE20        | MCS0      | 2   | 7095        | 52/40      | 0.02             | 0.02  | 3.83                                   | 4.00   | 6.92  | -5.30    |       | 1.62             | 24.00                  | Pass       |               | 4     |
| HE20        | MCS0      | 2   | 7095        | 106/54     | 0.02             | 0.02  | 7.05                                   | 7.16   | 10.11 | -5.30    |       | 4.81             | 24.00                  | Pass       |               | 7     |
| HE20        | MCS0      | 2   | 7115        | Full       | 0.02             | 0.02  | -2.90                                  | -0.67  | 1.36  | -5.30    |       | -3.94            | 24.00                  | Pass       |               | -2    |
| HE20        | MCS0      | 2   | 7115        | 26/8       | 0.02             | 0.02  | -13.97                                 | -11.32 | -9.44 | -5.30    |       | -14.74           | 24.00                  | Pass       |               | -12   |
| HE20        | MCS0      | 2   | 7115        | 52/40      | 0.02             | 0.02  | -10.53                                 | -8.49  | -6.38 | -5.30    |       | -11.68           | 24.00                  | Pass       |               | -9    |
| HE20        | MCS0      | 2   | 7115        | 106/54     | 0.02             | 0.02  | -7.11                                  | -5.06  | -2.96 | -5.30    |       | -8.26            | 24.00                  | Pass       |               | -6    |
| HE40        | MCS0      | 2   | 6885        | Full       | 0.02             | 0.01  | 10.90                                  | 10.79  | 13.85 | -5.10    |       | 8.75             | 24.00                  | Pass       |               | 10.5  |
| HE40        | MCS0      | 2   | 6925        | Full       | 0.02             | 0.01  | 10.89                                  | 10.95  | 13.93 | -5.30    |       | 8.63             | 24.00                  | Pass       |               | 10.5  |
| HE40        | MCS0      | 2   | 6965        | Full       | 0.02             | 0.01  | 10.76                                  | 10.85  | 13.81 | -5.30    |       | 8.51             | 24.00                  | Pass       |               | 10.5  |
| HE40        | MCS0      | 2   | 7085        | Full       | 0.02             | 0.01  | 10.75                                  | 11.14  | 13.96 | -5.30    |       | 8.66             | 24.00                  | Pass       |               | 10.5  |
| HE80        | MCS0      | 2   | 6945        | Full       | 0.02             | 0.02  | 10.88                                  | 10.94  | 13.92 | -5.30    |       | 8.62             | 24.00                  | Pass       |               | 10.5  |
| HE80        | MCS0      | 2   | 7025        | Full       | 0.02             | 0.02  | 10.99                                  | 10.97  | 13.99 | -5.30    |       | 8.69             | 24.00                  | Pass       |               | 10.5  |
| HE160       | MCS0      | 2   | 6985        | Full       | 0.01             | 0.02  | 11.26                                  | 11.29  | 14.29 | -5.30    |       | 8.99             | 24.00                  | Pass       |               | 10.5  |

**TEST RESULTS DATA**  
**EIRP Power Table**

| UNII-5 MIMO |           |     |             |           |                  |       |  |        |        |          |       |                  |                        |            |               |       |
|-------------|-----------|-----|-------------|-----------|------------------|-------|--|--------|--------|----------|-------|------------------|------------------------|------------|---------------|-------|
| Mod.        | Data Rate | NTX | Freq. (MHz) | RU Config | Duty Factor (dB) |       | Conducted Power with duty factor (dBm) |        |        | DG (dBi) |       | EIRP Power (dBm) | EIRP Power Limit (dBm) | Pass /Fail | Power Setting |       |
|             |           |     |             |           | Ant 7            | Ant 5 | Ant 7                                  | Ant 5  | SUM    | Ant 7    | Ant 5 |                  |                        |            | SUM           | Ant 7 |
| BE20        | MCS0      | 2   | 5955        | Full      | 0.02             | 0.02  | 7.60                                   | 7.87   | 10.74  | -3.70    |       | 7.04             | 24.00                  | Pass       | 8             |       |
| BE20        | MCS0      | 2   | 5955        | 26/0      | 0.02             | 0.02  | -3.38                                  | -1.68  | 0.56   | -3.70    |       | -3.14            | 24.00                  | Pass       | -2.5          |       |
| BE20        | MCS0      | 2   | 5955        | 52/37     | 0.02             | 0.02  | -0.65                                  | 1.12   | 3.33   | -3.70    |       | -0.37            | 24.00                  | Pass       | 0             |       |
| BE20        | MCS0      | 2   | 5955        | 106/53    | 0.02             | 0.02  | 3.58                                   | 3.88   | 6.74   | -3.70    |       | 3.04             | 24.00                  | Pass       | 4             |       |
| BE20        | MCS0      | 2   | 5935        | Full      | 0.02             | 0.02  | -7.33                                  | -5.26  | -3.17  | -3.70    |       | -6.87            | 24.00                  | Pass       | -6.5          |       |
| BE20        | MCS0      | 2   | 5935        | 26/0      | 0.02             | 0.02  | -17.46                                 | -15.59 | -13.42 | -3.70    |       | -17.12           | 24.00                  | Pass       | -16.5         |       |
| BE20        | MCS0      | 2   | 5935        | 52/37     | 0.02             | 0.02  | -14.91                                 | -12.34 | -10.43 | -3.70    |       | -14.13           | 24.00                  | Pass       | -13.5         |       |
| BE20        | MCS0      | 2   | 5935        | 106/53    | 0.02             | 0.02  | -11.39                                 | -9.29  | -7.21  | -3.70    |       | -10.91           | 24.00                  | Pass       | -10.5         |       |
| BE20        | MCS0      | 2   | 6175        | Full      | 0.02             | 0.02  | 7.60                                   | 7.96   | 10.79  | -3.70    |       | 7.09             | 24.00                  | Pass       | 8             |       |
| BE20        | MCS0      | 2   | 6415        | Full      | 0.02             | 0.02  | 7.90                                   | 8.25   | 11.09  | -3.70    |       | 7.39             | 24.00                  | Pass       | 8             |       |
| BE40        | MCS0      | 2   | 5965        | Full      | 0.01             | 0.02  | 10.49                                  | 11.10  | 13.81  | -3.70    |       | 10.11            | 24.00                  | Pass       | 10.5          |       |
| BE40        | MCS0      | 2   | 6165        | Full      | 0.01             | 0.02  | 10.36                                  | 11.10  | 13.75  | -3.70    |       | 10.05            | 24.00                  | Pass       | 10.5          |       |
| BE40        | MCS0      | 2   | 6405        | Full      | 0.01             | 0.02  | 10.78                                  | 10.82  | 13.81  | -3.70    |       | 10.11            | 24.00                  | Pass       | 10.5          |       |
| BE80        | MCS0      | 2   | 5985        | Full      | 0.02             | 0.02  | 11.11                                  | 10.91  | 14.02  | -3.70    |       | 10.32            | 24.00                  | Pass       | 10.5          |       |
| BE80        | MCS0      | 2   | 6145        | Full      | 0.02             | 0.02  | 10.78                                  | 10.96  | 13.88  | -3.70    |       | 10.18            | 24.00                  | Pass       | 10.5          |       |
| BE80        | MCS0      | 2   | 6385        | Full      | 0.02             | 0.02  | 10.96                                  | 10.79  | 13.88  | -3.70    |       | 10.18            | 24.00                  | Pass       | 10.5          |       |
| BE160       | MCS0      | 2   | 6025        | Full      | 0.02             | 0.01  | 10.88                                  | 10.81  | 13.86  | -3.70    |       | 10.16            | 24.00                  | Pass       | 10.5          |       |
| BE160       | MCS0      | 2   | 6185        | Full      | 0.02             | 0.01  | 10.56                                  | 10.72  | 13.65  | -3.70    |       | 9.95             | 24.00                  | Pass       | 10.5          |       |
| BE160       | MCS0      | 2   | 6345        | Full      | 0.02             | 0.01  | 10.64                                  | 10.69  | 13.68  | -3.70    |       | 9.98             | 24.00                  | Pass       | 10.5          |       |
| BE320       | MCS0      | 2   | 6105        | Full      | 0.05             | 0.05  | 11.41                                  | 11.43  | 14.43  | -3.70    |       | 10.73            | 24.00                  | Pass       | 10.5          |       |
| BE320       | MCS0      | 2   | 6265        | Full      | 0.05             | 0.05  | 11.50                                  | 11.57  | 14.55  | -3.70    |       | 10.85            | 24.00                  | Pass       | 10.5          |       |
| BE320       | MCS0      | 2   | 6425        | Full      | 0.05             | 0.05  | 11.36                                  | 11.43  | 14.41  | -3.70    |       | 10.71            | 24.00                  | Pass       | 10.5          |       |

**TEST RESULTS DATA**  
**EIRP Power Table**

| UNII-6 MIMO |           |     |     |             |           |                  |       |  |       |       |          |       |                  |                        |            |               |       |
|-------------|-----------|-----|-----|-------------|-----------|------------------|-------|--|-------|-------|----------|-------|------------------|------------------------|------------|---------------|-------|
| Mod.        | Data Rate | NTX | CH. | Freq. (MHz) | RU Config | Duty Factor (dB) |       | Conducted Power with duty factor (dBm) |       |       | DG (dBi) |       | EIRP Power (dBm) | EIRP Power Limit (dBm) | Pass /Fail | Power Setting |       |
|             |           |     |     |             |           | Ant 7            | Ant 5 | Ant 7                                  | Ant 5 | SUM   | Ant 7    | Ant 5 |                  |                        |            | SUM           | Ant 7 |
| BE20        | MCS0      | 2   | 097 | 6435        | Full      | 0.02             | 0.02  | 9.39                                   | 9.60  | 12.50 | -4.70    | -4.70 | 7.80             | 24.00                  | Pass       | 9.5           |       |
| BE20        | MCS0      | 2   | 097 | 6435        | 26/0      | 0.02             | 0.02  | -2.11                                  | 0.40  | 2.33  | -4.70    | -4.70 | -2.37            | 24.00                  | Pass       | -0.5          |       |
| BE20        | MCS0      | 2   | 097 | 6435        | 52/37     | 0.02             | 0.02  | 1.81                                   | 2.16  | 5.00  | -4.70    | -4.70 | 0.30             | 24.00                  | Pass       | 2.5           |       |
| BE20        | MCS0      | 2   | 097 | 6435        | 106/53    | 0.02             | 0.02  | 5.35                                   | 5.51  | 8.44  | -4.70    | -4.70 | 3.74             | 24.00                  | Pass       | 5.5           |       |
| BE20        | MCS0      | 2   | 105 | 6475        | Full      | 0.02             | 0.02  | 9.64                                   | 9.78  | 12.72 | -4.70    | -4.70 | 8.02             | 24.00                  | Pass       | 9.5           |       |
| BE20        | MCS0      | 2   | 113 | 6515        | Full      | 0.02             | 0.02  | 9.35                                   | 9.43  | 12.40 | -4.70    | -4.70 | 7.70             | 24.00                  | Pass       | 9.5           |       |
| BE40        | MCS0      | 2   | 099 | 6445        | Full      | 0.01             | 0.02  | 10.97                                  | 10.91 | 13.95 | -4.70    | -4.70 | 9.25             | 24.00                  | Pass       | 10.5          |       |
| BE40        | MCS0      | 2   | 107 | 6485        | Full      | 0.01             | 0.02  | 10.73                                  | 10.96 | 13.85 | -4.70    | -4.70 | 9.15             | 24.00                  | Pass       | 10.5          |       |
| BE40        | MCS0      | 2   | 115 | 6525        | Full      | 0.01             | 0.02  | 10.60                                  | 10.76 | 13.69 | -4.70    | -4.70 | 8.99             | 24.00                  | Pass       | 10.5          |       |
| BE80        | MCS0      | 2   | 103 | 6465        | Full      | 0.02             | 0.02  | 11.13                                  | 11.24 | 14.19 | -4.70    | -4.70 | 9.49             | 24.00                  | Pass       | 10.5          |       |
| BE80        | MCS0      | 2   | 119 | 6545        | Full      | 0.02             | 0.02  | 10.97                                  | 10.87 | 13.93 | -4.70    | -4.70 | 9.23             | 24.00                  | Pass       | 10.5          |       |
| BE160       | MCS0      | 2   | 111 | 6505        | Full      | 0.02             | 0.01  | 10.65                                  | 10.87 | 13.77 | -4.70    | -4.70 | 9.07             | 24.00                  | Pass       | 10.5          |       |

**TEST RESULTS DATA**  
**EIRP Power Table**

| UNII-7 MIMO |           |     |             |            |                  |       |  |       |       |          |       |                  |                        |            |               |       |
|-------------|-----------|-----|-------------|------------|------------------|-------|--|-------|-------|----------|-------|------------------|------------------------|------------|---------------|-------|
| Mod.        | Data Rate | NTX | Freq. (MHz) | RU Config. | Duty Factor (dB) |       | Conducted Power with duty factor (dBm) |       |       | DG (dBi) |       | EIRP Power (dBm) | EIRP Power Limit (dBm) | Pass /Fail | Power Setting |       |
|             |           |     |             |            | Ant 7            | Ant 5 | Ant 7                                  | Ant 5 | SUM   | Ant 7    | Ant 5 | SUM              |                        |            | Ant 7         | Ant 5 |
| BE20        | MCS0      | 2   | 6535        | Full       | 0.02             | 0.02  | 9.92                                   | 9.83  | 12.88 | -5.10    |       | 7.78             | 24.00                  | Pass       | 10            |       |
| BE20        | MCS0      | 2   | 6535        | 26/0       | 0.02             | 0.02  | -1.66                                  | 0.62  | 2.63  | -5.10    |       | -2.47            | 24.00                  | Pass       | -0.5          |       |
| BE20        | MCS0      | 2   | 6535        | 52/37      | 0.02             | 0.02  | 2.21                                   | 2.46  | 5.34  | -5.10    |       | 0.24             | 24.00                  | Pass       | 3             |       |
| BE20        | MCS0      | 2   | 6535        | 106/53     | 0.02             | 0.02  | 5.68                                   | 6.10  | 8.90  | -5.10    |       | 3.80             | 24.00                  | Pass       | 6             |       |
| BE20        | MCS0      | 2   | 6695        | Full       | 0.02             | 0.02  | 10.27                                  | 10.07 | 13.18 | -5.10    |       | 8.08             | 24.00                  | Pass       | 10.5          |       |
| BE20        | MCS0      | 2   | 6855        | Full       | 0.02             | 0.02  | 10.12                                  | 10.21 | 13.17 | -5.10    |       | 8.07             | 24.00                  | Pass       | 10.5          |       |
| BE40        | MCS0      | 2   | 6565        | Full       | 0.01             | 0.02  | 10.75                                  | 10.84 | 13.80 | -5.10    |       | 8.70             | 24.00                  | Pass       | 10.5          |       |
| BE40        | MCS0      | 2   | 6685        | Full       | 0.01             | 0.02  | 10.65                                  | 10.64 | 13.65 | -5.10    |       | 8.55             | 24.00                  | Pass       | 10.5          |       |
| BE40        | MCS0      | 2   | 6845        | Full       | 0.01             | 0.02  | 10.88                                  | 10.59 | 13.74 | -5.10    |       | 8.64             | 24.00                  | Pass       | 10.5          |       |
| BE80        | MCS0      | 2   | 6625        | Full       | 0.02             | 0.02  | 11.00                                  | 11.08 | 14.05 | -5.10    |       | 8.95             | 24.00                  | Pass       | 10.5          |       |
| BE80        | MCS0      | 2   | 6705        | Full       | 0.02             | 0.02  | 11.08                                  | 10.82 | 13.96 | -5.10    |       | 8.86             | 24.00                  | Pass       | 10.5          |       |
| BE80        | MCS0      | 2   | 6785        | Full       | 0.02             | 0.02  | 10.96                                  | 10.80 | 13.89 | -5.10    |       | 8.79             | 24.00                  | Pass       | 10.5          |       |
| BE80        | MCS0      | 2   | 6865        | Full       | 0.02             | 0.02  | 10.84                                  | 10.93 | 13.89 | -5.10    |       | 8.79             | 24.00                  | Pass       | 10.5          |       |
| BE160       | MCS0      | 2   | 6665        | Full       | 0.02             | 0.01  | 10.74                                  | 10.79 | 13.78 | -5.10    |       | 8.68             | 24.00                  | Pass       | 10.5          |       |
| BE160       | MCS0      | 2   | 6825        | Full       | 0.02             | 0.01  | 10.70                                  | 10.69 | 13.71 | -5.10    |       | 8.61             | 24.00                  | Pass       | 10.5          |       |
| BE320       | MCS0      | 2   | 6585        | Full       | 0.05             | 0.05  | 11.34                                  | 11.47 | 14.42 | -4.70    |       | 9.72             | 24.00                  | Pass       | 10.5          |       |
| BE320       | MCS0      | 2   | 6745        | Full       | 0.05             | 0.05  | 11.47                                  | 11.36 | 14.43 | -5.10    |       | 9.33             | 24.00                  | Pass       | 10.5          |       |

**TEST RESULTS DATA**  
**EIRP Power Table**

| UNII-8 MIMO |           |     |             |            |                  |       |  |        |       |          |       |                  |                        |            |               |       |
|-------------|-----------|-----|-------------|------------|------------------|-------|--|--------|-------|----------|-------|------------------|------------------------|------------|---------------|-------|
| Mod.        | Data Rate | NTX | Freq. (MHz) | RU Config. | Duty Factor (dB) |       | Conducted Power with duty factor (dBm) |        |       | DG (dBi) |       | EIRP Power (dBm) | EIRP Power Limit (dBm) | Pass /Fail | Power Setting |       |
|             |           |     |             |            | Ant 7            | Ant 5 | Ant 7                                  | Ant 5  | SUM   | Ant 7    | Ant 5 |                  |                        |            | SUM           | Ant 7 |
| BE20        | MCS0      | 2   | 6875        | Full       | 0.02             | 0.02  | 9.72                                   | 9.80   | 12.77 | -5.10    |       | 7.67             | 24.00                  | Pass       | Ant 7         | Ant 5 |
| BE20        | MCS0      | 2   | 6895        | Full       | 0.02             | 0.02  | 10.31                                  | 10.21  | 13.27 | -5.30    |       | 7.97             | 24.00                  | Pass       |               | 10    |
| BE20        | MCS0      | 2   | 6995        | Full       | 0.02             | 0.02  | 10.25                                  | 10.24  | 13.25 | -5.30    |       | 7.95             | 24.00                  | Pass       |               | 10.5  |
| BE20        | MCS0      | 2   | 7095        | Full       | 0.02             | 0.02  | 11.05                                  | 11.56  | 14.32 | -5.30    |       | 9.02             | 24.00                  | Pass       |               | 10.5  |
| BE20        | MCS0      | 2   | 7095        | 26/8       | 0.02             | 0.02  | 0.97                                   | 1.05   | 4.02  | -5.30    |       | -1.28            | 24.00                  | Pass       |               | 1.5   |
| BE20        | MCS0      | 2   | 7095        | 52/40      | 0.02             | 0.02  | 3.81                                   | 4.03   | 6.93  | -5.30    |       | 1.63             | 24.00                  | Pass       |               | 4     |
| BE20        | MCS0      | 2   | 7095        | 106/54     | 0.02             | 0.02  | 7.00                                   | 7.00   | 10.01 | -5.30    |       | 4.71             | 24.00                  | Pass       |               | 7     |
| BE20        | MCS0      | 2   | 7115        | Full       | 0.02             | 0.02  | -3.39                                  | -1.14  | 0.89  | -5.30    |       | -4.41            | 24.00                  | Pass       |               | -2.5  |
| BE20        | MCS0      | 2   | 7115        | 26/8       | 0.02             | 0.02  | -14.31                                 | -11.72 | -9.82 | -5.30    |       | -15.12           | 24.00                  | Pass       |               | -12.5 |
| BE20        | MCS0      | 2   | 7115        | 52/40      | 0.02             | 0.02  | -11.33                                 | -8.57  | -6.73 | -5.30    |       | -12.03           | 24.00                  | Pass       |               | -9.5  |
| BE20        | MCS0      | 2   | 7115        | 106/54     | 0.02             | 0.02  | -7.57                                  | -5.45  | -3.38 | -5.30    |       | -8.68            | 24.00                  | Pass       |               | -6.5  |
| BE40        | MCS0      | 2   | 6885        | Full       | 0.01             | 0.02  | 10.80                                  | 10.65  | 13.73 | -5.10    |       | 8.63             | 24.00                  | Pass       |               | 10.5  |
| BE40        | MCS0      | 2   | 6925        | Full       | 0.01             | 0.02  | 10.61                                  | 10.63  | 13.63 | -5.30    |       | 8.33             | 24.00                  | Pass       |               | 10.5  |
| BE40        | MCS0      | 2   | 6965        | Full       | 0.01             | 0.02  | 10.53                                  | 10.57  | 13.56 | -5.30    |       | 8.26             | 24.00                  | Pass       |               | 10.5  |
| BE40        | MCS0      | 2   | 7085        | Full       | 0.01             | 0.02  | 10.48                                  | 10.93  | 13.72 | -5.30    |       | 8.42             | 24.00                  | Pass       |               | 10.5  |
| BE80        | MCS0      | 2   | 6945        | Full       | 0.02             | 0.02  | 10.83                                  | 10.91  | 13.88 | -5.30    |       | 8.58             | 24.00                  | Pass       |               | 10.5  |
| BE80        | MCS0      | 2   | 7025        | Full       | 0.02             | 0.02  | 10.75                                  | 10.97  | 13.87 | -5.30    |       | 8.57             | 24.00                  | Pass       |               | 10.5  |
| BE160       | MCS0      | 2   | 6985        | Full       | 0.02             | 0.01  | 10.80                                  | 10.57  | 13.70 | -5.30    |       | 8.40             | 24.00                  | Pass       |               | 10.5  |
| BE320       | MCS0      | 2   | 6905        | Full       | 0.05             | 0.05  | 11.49                                  | 11.23  | 14.37 | -5.10    |       | 9.27             | 24.00                  | Pass       |               | 10.5  |



### Emission Bandwidth

#### Test Result

| TestMode   | Antenna | Freq(MHz) | 26dB EBW [MHz] | FL[MHz] | FH[MHz] | Limit[MHz] | Verdict |
|------------|---------|-----------|----------------|---------|---------|------------|---------|
| 11A-CDD    | Ant7    | 5935      | 23.60          | 5923.00 | 5946.60 | ≤320       | PASS    |
|            | Ant5    | 5935      | 23.30          | 5923.30 | 5946.60 | ≤320       | PASS    |
|            | Ant7    | 5955      | 23.40          | 5943.30 | 5966.70 | ≤320       | PASS    |
|            | Ant5    | 5955      | 23.80          | 5943.20 | 5967.00 | ≤320       | PASS    |
|            | Ant7    | 6175      | 23.50          | 6163.10 | 6186.60 | ≤320       | PASS    |
|            | Ant5    | 6175      | 23.50          | 6163.20 | 6186.70 | ≤320       | PASS    |
|            | Ant7    | 6415      | 23.60          | 6403.10 | 6426.70 | ≤320       | PASS    |
|            | Ant5    | 6415      | 23.30          | 6403.30 | 6426.60 | ≤320       | PASS    |
|            | Ant7    | 6435      | 23.40          | 6423.40 | 6446.80 | ≤320       | PASS    |
|            | Ant5    | 6435      | 23.70          | 6423.00 | 6446.70 | ≤320       | PASS    |
|            | Ant7    | 6475      | 23.40          | 6463.10 | 6486.50 | ≤320       | PASS    |
|            | Ant5    | 6475      | 24.00          | 6462.90 | 6486.90 | ≤320       | PASS    |
|            | Ant7    | 6515      | 23.70          | 6503.00 | 6526.70 | ≤320       | PASS    |
|            | Ant5    | 6515      | 23.40          | 6503.30 | 6526.70 | ≤320       | PASS    |
|            | Ant7    | 6535      | 23.60          | 6523.20 | 6546.80 | ≤320       | PASS    |
|            | Ant5    | 6535      | 23.70          | 6523.30 | 6547.00 | ≤320       | PASS    |
|            | Ant7    | 6695      | 23.40          | 6683.00 | 6706.40 | ≤320       | PASS    |
|            | Ant5    | 6695      | 23.30          | 6683.40 | 6706.70 | ≤320       | PASS    |
|            | Ant7    | 6855      | 23.70          | 6843.10 | 6866.80 | ≤320       | PASS    |
|            | Ant5    | 6855      | 23.80          | 6843.00 | 6866.80 | ≤320       | PASS    |
|            | Ant7    | 6875      | 24.00          | 6863.00 | 6887.00 | ≤320       | PASS    |
|            | Ant5    | 6875      | 23.30          | 6863.20 | 6886.50 | ≤320       | PASS    |
|            | Ant7    | 6895      | 23.80          | 6883.10 | 6906.90 | ≤320       | PASS    |
|            | Ant5    | 6895      | 23.70          | 6883.30 | 6907.00 | ≤320       | PASS    |
|            | Ant7    | 6995      | 22.60          | 6983.60 | 7006.20 | ≤320       | PASS    |
|            | Ant5    | 6995      | 22.30          | 6983.50 | 7005.80 | ≤320       | PASS    |
|            | Ant7    | 7095      | 23.30          | 7083.10 | 7106.40 | ≤320       | PASS    |
|            | Ant5    | 7095      | 23.20          | 7083.20 | 7106.40 | ≤320       | PASS    |
|            | Ant7    | 7115      | 23.60          | 7103.10 | 7126.70 | ≤320       | PASS    |
|            | Ant5    | 7115      | 23.80          | 7103.00 | 7126.80 | ≤320       | PASS    |
| 11AX20MIMO | Ant7    | 5935      | 22.70          | 5923.80 | 5946.50 | ≤320       | PASS    |
|            | Ant5    | 5935      | 23.30          | 5923.10 | 5946.40 | ≤320       | PASS    |
|            | Ant7    | 5955      | 22.40          | 5943.80 | 5966.20 | ≤320       | PASS    |
|            | Ant5    | 5955      | 23.10          | 5943.60 | 5966.70 | ≤320       | PASS    |
|            | Ant7    | 6175      | 23.50          | 6163.20 | 6186.70 | ≤320       | PASS    |
|            | Ant5    | 6175      | 23.50          | 6163.40 | 6186.90 | ≤320       | PASS    |
|            | Ant7    | 6415      | 23.30          | 6403.10 | 6426.40 | ≤320       | PASS    |
|            | Ant5    | 6415      | 22.90          | 6403.50 | 6426.40 | ≤320       | PASS    |
|            | Ant7    | 6435      | 22.70          | 6423.60 | 6446.30 | ≤320       | PASS    |
|            | Ant5    | 6435      | 23.10          | 6423.40 | 6446.50 | ≤320       | PASS    |
|            | Ant7    | 6475      | 23.40          | 6463.30 | 6486.70 | ≤320       | PASS    |
|            | Ant5    | 6475      | 23.70          | 6463.30 | 6487.00 | ≤320       | PASS    |
|            | Ant7    | 6515      | 23.00          | 6503.50 | 6526.50 | ≤320       | PASS    |
|            | Ant5    | 6515      | 23.20          | 6503.20 | 6526.40 | ≤320       | PASS    |





|            |      |       |         |         |         |      |      |
|------------|------|-------|---------|---------|---------|------|------|
|            | Ant7 | 6535  | 23.50   | 6523.20 | 6546.70 | ≤320 | PASS |
|            | Ant5 | 6535  | 23.20   | 6523.40 | 6546.60 | ≤320 | PASS |
|            | Ant7 | 6695  | 23.20   | 6683.40 | 6706.60 | ≤320 | PASS |
|            | Ant5 | 6695  | 23.60   | 6683.20 | 6706.80 | ≤320 | PASS |
|            | Ant7 | 6855  | 23.60   | 6843.20 | 6866.80 | ≤320 | PASS |
|            | Ant5 | 6855  | 22.60   | 6843.60 | 6866.20 | ≤320 | PASS |
|            | Ant7 | 6875  | 22.80   | 6863.40 | 6886.20 | ≤320 | PASS |
|            | Ant5 | 6875  | 23.40   | 6863.20 | 6886.60 | ≤320 | PASS |
|            | Ant7 | 6895  | 23.00   | 6883.40 | 6906.40 | ≤320 | PASS |
|            | Ant5 | 6895  | 23.10   | 6883.30 | 6906.40 | ≤320 | PASS |
|            | Ant7 | 6995  | 21.40   | 6984.40 | 7005.80 | ≤320 | PASS |
|            | Ant5 | 6995  | 22.30   | 6983.60 | 7005.90 | ≤320 | PASS |
|            | Ant7 | 7095  | 22.90   | 7083.60 | 7106.50 | ≤320 | PASS |
|            | Ant5 | 7095  | 23.00   | 7083.60 | 7106.60 | ≤320 | PASS |
|            | Ant7 | 7115  | 23.00   | 7103.00 | 7126.00 | ≤320 | PASS |
| Ant5       | 7115 | 21.90 | 7104.10 | 7126.00 | ≤320    | PASS |      |
| 11AX40MIMO | Ant7 | 5965  | 43.60   | 5943.00 | 5986.60 | ≤320 | PASS |
|            | Ant5 | 5965  | 43.00   | 5943.60 | 5986.60 | ≤320 | PASS |
|            | Ant7 | 6165  | 44.60   | 6143.00 | 6187.60 | ≤320 | PASS |
|            | Ant5 | 6165  | 43.40   | 6143.40 | 6186.80 | ≤320 | PASS |
|            | Ant7 | 6405  | 43.80   | 6383.20 | 6427.00 | ≤320 | PASS |
|            | Ant5 | 6405  | 43.60   | 6383.00 | 6426.60 | ≤320 | PASS |
|            | Ant7 | 6445  | 43.40   | 6423.20 | 6466.60 | ≤320 | PASS |
|            | Ant5 | 6445  | 43.40   | 6423.40 | 6466.80 | ≤320 | PASS |
|            | Ant7 | 6485  | 42.60   | 6463.60 | 6506.20 | ≤320 | PASS |
|            | Ant5 | 6485  | 44.60   | 6462.60 | 6507.20 | ≤320 | PASS |
|            | Ant7 | 6525  | 43.20   | 6503.20 | 6546.40 | ≤320 | PASS |
|            | Ant5 | 6525  | 43.20   | 6503.20 | 6546.40 | ≤320 | PASS |
|            | Ant7 | 6565  | 43.40   | 6543.40 | 6586.80 | ≤320 | PASS |
|            | Ant5 | 6565  | 43.40   | 6543.60 | 6587.00 | ≤320 | PASS |
|            | Ant7 | 6685  | 44.60   | 6662.80 | 6707.40 | ≤320 | PASS |
|            | Ant5 | 6685  | 44.00   | 6663.20 | 6707.20 | ≤320 | PASS |
|            | Ant7 | 6845  | 44.80   | 6822.60 | 6867.40 | ≤320 | PASS |
|            | Ant5 | 6845  | 44.40   | 6822.80 | 6867.20 | ≤320 | PASS |
|            | Ant7 | 6885  | 43.20   | 6863.60 | 6906.80 | ≤320 | PASS |
|            | Ant5 | 6885  | 43.40   | 6863.40 | 6906.80 | ≤320 | PASS |
|            | Ant7 | 6925  | 43.40   | 6903.20 | 6946.60 | ≤320 | PASS |
|            | Ant5 | 6925  | 44.20   | 6902.60 | 6946.80 | ≤320 | PASS |
|            | Ant7 | 6965  | 44.40   | 6943.00 | 6987.40 | ≤320 | PASS |
|            | Ant5 | 6965  | 44.80   | 6942.20 | 6987.00 | ≤320 | PASS |
| Ant7       | 7085 | 43.60 | 7063.20 | 7106.80 | ≤320    | PASS |      |
| Ant5       | 7085 | 44.60 | 7062.80 | 7107.40 | ≤320    | PASS |      |
| 11AX80MIMO | Ant7 | 5985  | 87.20   | 5941.40 | 6028.60 | ≤320 | PASS |
|            | Ant5 | 5985  | 88.80   | 5939.40 | 6028.20 | ≤320 | PASS |
|            | Ant7 | 6145  | 88.80   | 6099.80 | 6188.60 | ≤320 | PASS |
|            | Ant5 | 6145  | 89.20   | 6100.60 | 6189.80 | ≤320 | PASS |
|            | Ant7 | 6385  | 88.40   | 6341.00 | 6429.40 | ≤320 | PASS |
|            | Ant5 | 6385  | 84.80   | 6342.60 | 6427.40 | ≤320 | PASS |
|            | Ant7 | 6465  | 86.80   | 6421.40 | 6508.20 | ≤320 | PASS |
|            | Ant5 | 6465  | 85.20   | 6422.20 | 6507.40 | ≤320 | PASS |



|             |      |      |        |         |         |      |      |
|-------------|------|------|--------|---------|---------|------|------|
|             | Ant7 | 6545 | 86.80  | 6502.20 | 6589.00 | ≤320 | PASS |
|             | Ant5 | 6545 | 85.20  | 6502.20 | 6587.40 | ≤320 | PASS |
|             | Ant7 | 6625 | 86.80  | 6582.20 | 6669.00 | ≤320 | PASS |
|             | Ant5 | 6625 | 86.80  | 6580.60 | 6667.40 | ≤320 | PASS |
|             | Ant7 | 6705 | 85.60  | 6661.00 | 6746.60 | ≤320 | PASS |
|             | Ant5 | 6705 | 86.00  | 6661.80 | 6747.80 | ≤320 | PASS |
|             | Ant7 | 6785 | 84.00  | 6743.40 | 6827.40 | ≤320 | PASS |
|             | Ant5 | 6785 | 86.00  | 6743.00 | 6829.00 | ≤320 | PASS |
|             | Ant7 | 6865 | 89.20  | 6820.60 | 6909.80 | ≤320 | PASS |
|             | Ant5 | 6865 | 88.40  | 6820.60 | 6909.00 | ≤320 | PASS |
|             | Ant7 | 6945 | 87.20  | 6901.40 | 6988.60 | ≤320 | PASS |
|             | Ant5 | 6945 | 88.00  | 6900.60 | 6988.60 | ≤320 | PASS |
|             | Ant7 | 7025 | 88.40  | 6981.00 | 7069.40 | ≤320 | PASS |
|             | Ant5 | 7025 | 89.20  | 6981.40 | 7070.60 | ≤320 | PASS |
| 11AX160MIMO | Ant7 | 6025 | 176.00 | 5937.80 | 6113.80 | ≤320 | PASS |
|             | Ant5 | 6025 | 172.00 | 5939.40 | 6111.40 | ≤320 | PASS |
|             | Ant7 | 6185 | 176.00 | 6097.00 | 6273.00 | ≤320 | PASS |
|             | Ant5 | 6185 | 174.40 | 6098.60 | 6273.00 | ≤320 | PASS |
|             | Ant7 | 6345 | 172.00 | 6259.40 | 6431.40 | ≤320 | PASS |
|             | Ant5 | 6345 | 175.20 | 6257.80 | 6433.00 | ≤320 | PASS |
|             | Ant7 | 6505 | 173.60 | 6417.80 | 6591.40 | ≤320 | PASS |
|             | Ant5 | 6505 | 173.60 | 6418.60 | 6592.20 | ≤320 | PASS |
|             | Ant7 | 6665 | 172.80 | 6578.60 | 6751.40 | ≤320 | PASS |
|             | Ant5 | 6665 | 173.60 | 6578.60 | 6752.20 | ≤320 | PASS |
|             | Ant7 | 6825 | 173.60 | 6737.80 | 6911.40 | ≤320 | PASS |
|             | Ant5 | 6825 | 172.80 | 6738.60 | 6911.40 | ≤320 | PASS |
|             | Ant7 | 6985 | 171.20 | 6898.60 | 7069.80 | ≤320 | PASS |
|             | Ant5 | 6985 | 172.00 | 6898.60 | 7070.60 | ≤320 | PASS |
| 11BE20MIMO  | Ant7 | 5935 | 22.80  | 5923.60 | 5946.40 | ≤320 | PASS |
|             | Ant5 | 5935 | 23.90  | 5923.30 | 5947.20 | ≤320 | PASS |
|             | Ant7 | 5955 | 23.80  | 5943.30 | 5967.10 | ≤320 | PASS |
|             | Ant5 | 5955 | 24.00  | 5943.20 | 5967.20 | ≤320 | PASS |
|             | Ant7 | 6175 | 23.20  | 6163.30 | 6186.50 | ≤320 | PASS |
|             | Ant5 | 6175 | 24.80  | 6162.30 | 6187.10 | ≤320 | PASS |
|             | Ant7 | 6415 | 23.30  | 6403.40 | 6426.70 | ≤320 | PASS |
|             | Ant5 | 6415 | 23.40  | 6403.30 | 6426.70 | ≤320 | PASS |
|             | Ant7 | 6435 | 23.20  | 6423.20 | 6446.40 | ≤320 | PASS |
|             | Ant5 | 6435 | 23.40  | 6423.10 | 6446.50 | ≤320 | PASS |
|             | Ant7 | 6475 | 23.30  | 6463.20 | 6486.50 | ≤320 | PASS |
|             | Ant5 | 6475 | 23.70  | 6462.90 | 6486.60 | ≤320 | PASS |
|             | Ant7 | 6515 | 23.60  | 6502.80 | 6526.40 | ≤320 | PASS |
|             | Ant5 | 6515 | 22.70  | 6503.50 | 6526.20 | ≤320 | PASS |
|             | Ant7 | 6535 | 23.60  | 6523.30 | 6546.90 | ≤320 | PASS |
|             | Ant5 | 6535 | 23.60  | 6523.30 | 6546.90 | ≤320 | PASS |
|             | Ant7 | 6695 | 23.60  | 6683.20 | 6706.80 | ≤320 | PASS |
|             | Ant5 | 6695 | 23.20  | 6683.40 | 6706.60 | ≤320 | PASS |
|             | Ant7 | 6855 | 23.30  | 6843.50 | 6866.80 | ≤320 | PASS |
|             | Ant5 | 6855 | 23.20  | 6843.30 | 6866.50 | ≤320 | PASS |
|             | Ant7 | 6875 | 23.70  | 6863.20 | 6886.90 | ≤320 | PASS |
|             | Ant5 | 6875 | 24.00  | 6863.00 | 6887.00 | ≤320 | PASS |



|            |      |       |         |         |         |      |      |
|------------|------|-------|---------|---------|---------|------|------|
|            | Ant7 | 6895  | 23.20   | 6883.50 | 6906.70 | ≤320 | PASS |
|            | Ant5 | 6895  | 22.70   | 6883.60 | 6906.30 | ≤320 | PASS |
|            | Ant7 | 6995  | 23.60   | 6983.10 | 7006.70 | ≤320 | PASS |
|            | Ant5 | 6995  | 22.80   | 6983.00 | 7005.80 | ≤320 | PASS |
|            | Ant7 | 7095  | 21.90   | 7084.00 | 7105.90 | ≤320 | PASS |
|            | Ant5 | 7095  | 23.10   | 7083.20 | 7106.30 | ≤320 | PASS |
|            | Ant7 | 7115  | 23.40   | 7103.10 | 7126.50 | ≤320 | PASS |
|            | Ant5 | 7115  | 23.10   | 7103.30 | 7126.40 | ≤320 | PASS |
| 11BE40MIMO | Ant7 | 5965  | 43.20   | 5943.00 | 5986.20 | ≤320 | PASS |
|            | Ant5 | 5965  | 43.80   | 5943.00 | 5986.80 | ≤320 | PASS |
|            | Ant7 | 6165  | 43.60   | 6143.00 | 6186.60 | ≤320 | PASS |
|            | Ant5 | 6165  | 44.20   | 6143.20 | 6187.40 | ≤320 | PASS |
|            | Ant7 | 6405  | 43.20   | 6383.20 | 6426.40 | ≤320 | PASS |
|            | Ant5 | 6405  | 43.40   | 6383.20 | 6426.60 | ≤320 | PASS |
|            | Ant7 | 6445  | 43.80   | 6422.40 | 6466.20 | ≤320 | PASS |
|            | Ant5 | 6445  | 43.60   | 6422.80 | 6466.40 | ≤320 | PASS |
|            | Ant7 | 6485  | 44.20   | 6462.40 | 6506.60 | ≤320 | PASS |
|            | Ant5 | 6485  | 44.60   | 6463.00 | 6507.60 | ≤320 | PASS |
|            | Ant7 | 6525  | 44.00   | 6503.20 | 6547.20 | ≤320 | PASS |
|            | Ant5 | 6525  | 44.40   | 6503.20 | 6547.60 | ≤320 | PASS |
|            | Ant7 | 6565  | 43.20   | 6543.20 | 6586.40 | ≤320 | PASS |
|            | Ant5 | 6565  | 44.00   | 6542.40 | 6586.40 | ≤320 | PASS |
|            | Ant7 | 6685  | 43.00   | 6663.40 | 6706.40 | ≤320 | PASS |
|            | Ant5 | 6685  | 43.80   | 6663.20 | 6707.00 | ≤320 | PASS |
|            | Ant7 | 6845  | 43.80   | 6823.00 | 6866.80 | ≤320 | PASS |
|            | Ant5 | 6845  | 44.00   | 6822.80 | 6866.80 | ≤320 | PASS |
|            | Ant7 | 6885  | 43.60   | 6863.00 | 6906.60 | ≤320 | PASS |
|            | Ant5 | 6885  | 43.20   | 6863.20 | 6906.40 | ≤320 | PASS |
|            | Ant7 | 6925  | 44.40   | 6902.80 | 6947.20 | ≤320 | PASS |
|            | Ant5 | 6925  | 44.00   | 6903.00 | 6947.00 | ≤320 | PASS |
|            | Ant7 | 6965  | 44.60   | 6943.00 | 6987.60 | ≤320 | PASS |
|            | Ant5 | 6965  | 43.80   | 6942.80 | 6986.60 | ≤320 | PASS |
| Ant7       | 7085 | 44.40 | 7062.40 | 7106.80 | ≤320    | PASS |      |
| Ant5       | 7085 | 44.60 | 7062.40 | 7107.00 | ≤320    | PASS |      |
| 11BE80MIMO | Ant7 | 5985  | 86.40   | 5941.80 | 6028.20 | ≤320 | PASS |
|            | Ant5 | 5985  | 87.60   | 5941.40 | 6029.00 | ≤320 | PASS |
|            | Ant7 | 6145  | 82.80   | 6103.00 | 6185.80 | ≤320 | PASS |
|            | Ant5 | 6145  | 86.40   | 6102.60 | 6189.00 | ≤320 | PASS |
|            | Ant7 | 6385  | 88.40   | 6341.80 | 6430.20 | ≤320 | PASS |
|            | Ant5 | 6385  | 87.20   | 6342.60 | 6429.80 | ≤320 | PASS |
|            | Ant7 | 6465  | 87.60   | 6422.60 | 6510.20 | ≤320 | PASS |
|            | Ant5 | 6465  | 88.00   | 6421.80 | 6509.80 | ≤320 | PASS |
|            | Ant7 | 6545  | 84.80   | 6503.80 | 6588.60 | ≤320 | PASS |
|            | Ant5 | 6545  | 88.00   | 6501.00 | 6589.00 | ≤320 | PASS |
|            | Ant7 | 6625  | 88.80   | 6580.20 | 6669.00 | ≤320 | PASS |
|            | Ant5 | 6625  | 89.60   | 6579.80 | 6669.40 | ≤320 | PASS |
|            | Ant7 | 6705  | 86.80   | 6659.40 | 6746.20 | ≤320 | PASS |
|            | Ant5 | 6705  | 86.40   | 6662.20 | 6748.60 | ≤320 | PASS |
|            | Ant7 | 6785  | 85.60   | 6742.20 | 6827.80 | ≤320 | PASS |
|            | Ant5 | 6785  | 88.40   | 6742.20 | 6830.60 | ≤320 | PASS |



|             |      |      |        |         |         |      |      |
|-------------|------|------|--------|---------|---------|------|------|
|             | Ant7 | 6865 | 92.00  | 6820.20 | 6912.20 | ≤320 | PASS |
|             | Ant5 | 6865 | 90.00  | 6820.20 | 6910.20 | ≤320 | PASS |
|             | Ant7 | 6945 | 89.20  | 6900.20 | 6989.40 | ≤320 | PASS |
|             | Ant5 | 6945 | 88.40  | 6901.00 | 6989.40 | ≤320 | PASS |
|             | Ant7 | 7025 | 88.40  | 6980.20 | 7068.60 | ≤320 | PASS |
|             | Ant5 | 7025 | 89.60  | 6979.80 | 7069.40 | ≤320 | PASS |
| 11BE160MIMO | Ant7 | 6025 | 176.00 | 5937.00 | 6113.00 | ≤320 | PASS |
|             | Ant5 | 6025 | 173.60 | 5938.60 | 6112.20 | ≤320 | PASS |
|             | Ant7 | 6185 | 173.60 | 6099.40 | 6273.00 | ≤320 | PASS |
|             | Ant5 | 6185 | 174.40 | 6097.80 | 6272.20 | ≤320 | PASS |
|             | Ant7 | 6345 | 174.40 | 6257.80 | 6432.20 | ≤320 | PASS |
|             | Ant5 | 6345 | 176.80 | 6257.80 | 6434.60 | ≤320 | PASS |
|             | Ant7 | 6505 | 177.60 | 6417.00 | 6594.60 | ≤320 | PASS |
|             | Ant5 | 6505 | 172.80 | 6419.40 | 6592.20 | ≤320 | PASS |
|             | Ant7 | 6665 | 172.00 | 6578.60 | 6750.60 | ≤320 | PASS |
|             | Ant5 | 6665 | 177.60 | 6575.40 | 6753.00 | ≤320 | PASS |
|             | Ant7 | 6825 | 173.60 | 6738.60 | 6912.20 | ≤320 | PASS |
|             | Ant5 | 6825 | 174.40 | 6737.00 | 6911.40 | ≤320 | PASS |
|             | Ant7 | 6985 | 175.20 | 6897.80 | 7073.00 | ≤320 | PASS |
|             | Ant5 | 6985 | 171.20 | 6898.60 | 7069.80 | ≤320 | PASS |
| 11BE320MIMO | Ant7 | 6105 | 339.20 | 5935.40 | 6274.60 | -    | -    |
|             | Ant5 | 6105 | 336.00 | 5937.00 | 6273.00 | -    | -    |
|             | Ant7 | 6265 | 339.20 | 6095.40 | 6434.60 | -    | -    |
|             | Ant5 | 6265 | 348.80 | 6090.60 | 6439.40 | -    | -    |
|             | Ant7 | 6425 | 339.20 | 6253.80 | 6593.00 | -    | -    |
|             | Ant5 | 6425 | 340.80 | 6255.40 | 6596.20 | -    | -    |
|             | Ant7 | 6585 | 339.20 | 6413.80 | 6753.00 | -    | -    |
|             | Ant5 | 6585 | 339.20 | 6415.40 | 6754.60 | -    | -    |
|             | Ant7 | 6745 | 339.20 | 6575.40 | 6914.60 | -    | -    |
|             | Ant5 | 6745 | 339.20 | 6575.40 | 6914.60 | -    | -    |
|             | Ant7 | 6905 | 339.20 | 6735.40 | 7074.60 | -    | -    |
|             | Ant5 | 6905 | 337.60 | 6735.40 | 7073.00 | -    | -    |

Note: For channels with a nominal bandwidth of 320MHz, compliance is demonstrated by way of the 99% OBW.



Test Graphs

