

01_HAC T-Coil_GSM850_Voice_Ch189_Z

Communication System: UID 0, Generic GSM (0); Frequency: 836.4 MHz; Duty Cycle: 1:8.3
Medium: Air Medium parameters used: $\sigma = 0$ S/m, $\epsilon_r = 1$; $\rho = 0$ kg/m³
Ambient Temperature : 23.4 °C

DASY5 Configuration:

- Probe: AM1DV3 - 3106; ; Calibrated: 2022/12/13
- Sensor-Surface: 0mm (Fix Surface)
- Electronics: DAE4 Sn1386; Calibrated: 2023/7/17
- Phantom: HAC Test Arch with AMCC; Type: SD HAC P01 BA;
- Measurement SW: DASY52, Version 52.10 (3); SEMCAD X Version 14.6.13 (7474)


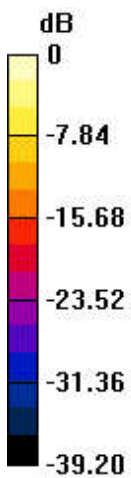
Ch189/z (axial) 4.2mm 50 x 50/ABM Interpolated SNR(x,y,z) (121x121x1):

Interpolated grid: dx=1.000 mm, dy=1.000 mm

ABM1/ABM2 = 30.69 dB

ABM1 comp = 6.22 dBA/m

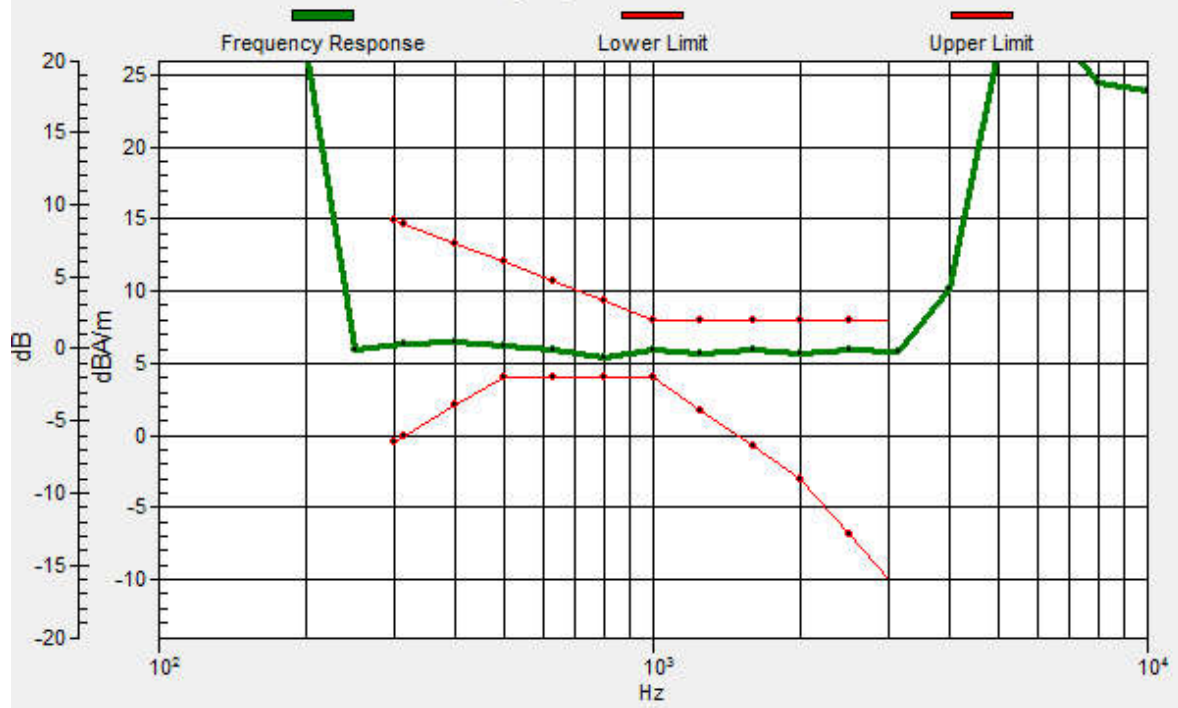
Location: 4.6, -9.6, 3.7 mm



0 dB = 34.24 = 30.69 dB

Ch189/z (axial) wideband at best S/N/ABM Freq Resp(x,y,z,f)

Loc: 4.7, -9.5, 3.7 mm Diff: 1.41dB



01_HAC T-Coil_GSM850_Voice_Ch189_Y

Communication System: UID 0, Generic GSM (0); Frequency: 836.4 MHz;Duty Cycle: 1:8.3
Medium: Air Medium parameters used: $\sigma = 0 \text{ S/m}$, $\epsilon_r = 1$; $\rho = 0 \text{ kg/m}^3$
Ambient Temperature : 23.4 °C

DASY5 Configuration:

- Probe: AM1DV3 - 3106; ; Calibrated: 2022/12/13
- Sensor-Surface: 0mm (Fix Surface)
- Electronics: DAE4 Sn1386; Calibrated: 2023/7/17
- Phantom: HAC Test Arch with AMCC; Type: SD HAC P01 BA;
- Measurement SW: DASY52, Version 52.10 (3); SEMCAD X Version 14.6.13 (7474)


Ch189/y (transversal) 4.2mm 50 x 50/ABM Interpolated SNR(x,y,z) (121x121x1):

Interpolated grid: dx=1.000 mm, dy=1.000 mm

ABM1/ABM2 = 38.01 dB

ABM1 comp = -6.83 dBA/m

Location: -0.4, 5.8, 3.7 mm



0 dB = 79.52 = 38.01 dB

1_1_HAC T-Coil_GSM850_Voice_Ch189_Z

Communication System: UID 0, Generic GSM (0); Frequency: 836.4 MHz; Duty Cycle: 1:8.3
Medium: Air Medium parameters used: $\sigma = 0$ S/m, $\epsilon_r = 1$; $\rho = 0$ kg/m³
Ambient Temperature : 23.4 °C

DASY5 Configuration:

- Probe: AM1DV3 - 3106; ; Calibrated: 2022/12/13
- Sensor-Surface: 0mm (Fix Surface)
- Electronics: DAE4 Sn1386; Calibrated: 2023/7/17
- Phantom: HAC Test Arch with AMCC; Type: SD HAC P01 BA;
- Measurement SW: DASY52, Version 52.10 (3); SEMCAD X Version 14.6.13 (7474)


Ch189/z (axial) 4.2mm 50 x 50/ABM Interpolated SNR(x,y,z) (121x121x1):

Interpolated grid: dx=1.000 mm, dy=1.000 mm

ABM1/ABM2 = 34.59 dB

ABM1 comp = 6.15 dBA/m

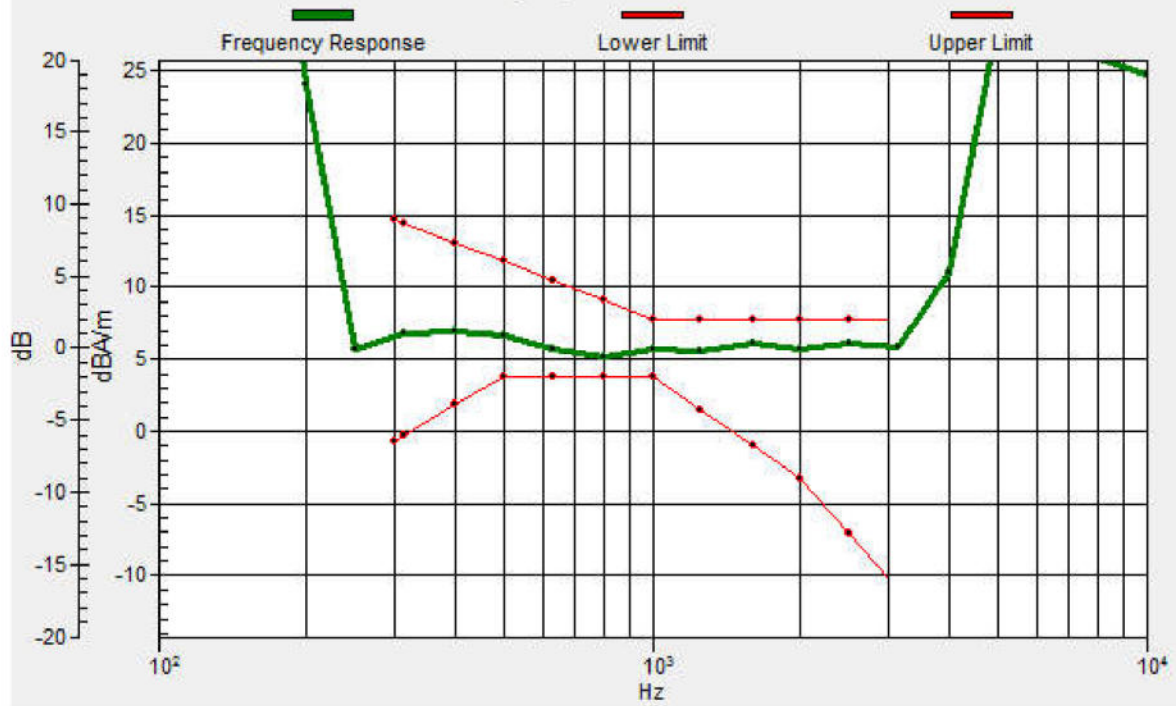
Location: 4.2, -8.3, 3.7 mm



0 dB = 53.61 = 34.58 dB

Ch189/z (axial) wideband at best S/N/ABM Freq Resp(x,y,z,f)

Loc: 4.1, -8.2, 3.7 mm Diff: 1.45dB



1_1_HAC T-Coil_GSM850_Voice_Ch189_Y

Communication System: UID 0, Generic GSM (0); Frequency: 836.4 MHz;Duty Cycle: 1:8.3
Medium: Air Medium parameters used: $\sigma = 0$ S/m, $\epsilon_r = 1$; $\rho = 0$ kg/m³
Ambient Temperature : 23.4 °C

DASY5 Configuration:

- Probe: AM1DV3 - 3106; ; Calibrated: 2022/12/13
- Sensor-Surface: 0mm (Fix Surface)
- Electronics: DAE4 Sn1386; Calibrated: 2023/7/17
- Phantom: HAC Test Arch with AMCC; Type: SD HAC P01 BA;
- Measurement SW: DASY52, Version 52.10 (3); SEMCAD X Version 14.6.13 (7474)


Ch189/y (transversal) 4.2mm 50 x 50/ABM Interpolated SNR(x,y,z) (121x121x1):

Interpolated grid: dx=1.000 mm, dy=1.000 mm

ABM1/ABM2 = 37.32 dB

ABM1 comp = -4.37 dBA/m

Location: -0.4, 4.2, 3.7 mm



0 dB = 73.46 = 37.32 dB

02_HAC T-Coil_GSM1900_Voice_Ch661_Z

Communication System: UID 0, Generic GSM (0); Frequency: 1880 MHz; Duty Cycle: 1:8.3
Medium: Air Medium parameters used: $\sigma = 0$ S/m, $\epsilon_r = 1$; $\rho = 0$ kg/m³
Ambient Temperature : 23.4 °C

DASY5 Configuration:

- Probe: AM1DV3 - 3106; ; Calibrated: 2022/12/13
- Sensor-Surface: 0mm (Fix Surface)
- Electronics: DAE4 Sn1386; Calibrated: 2023/7/17
- Phantom: HAC Test Arch with AMCC; Type: SD HAC P01 BA;
- Measurement SW: DASY52, Version 52.10 (3); SEMCAD X Version 14.6.13 (7474)


Ch661/z (axial) 4.2mm 50 x 50/ABM Interpolated SNR(x,y,z) (121x121x1):

Interpolated grid: dx=1.000 mm, dy=1.000 mm

ABM1/ABM2 = 36.11 dB

ABM1 comp = 6.21 dBA/m

Location: 4.6, -9.6, 3.7 mm



0 dB = 63.92 = 36.11 dB

Ch661/z (axial) wideband at best S/N/ABM Freq Resp(x,y,z,f)

Loc: 4.8, -9.7, 3.7 mm Diff: 1.67dB



02_HAC T-Coil_GSM1900_Voice_Ch661_Y

Communication System: UID 0, Generic GSM (0); Frequency: 1880 MHz; Duty Cycle: 1:8.3
Medium: Air Medium parameters used: $\sigma = 0$ S/m, $\epsilon_r = 1$; $\rho = 0$ kg/m³
Ambient Temperature : 23.4 °C

DASY5 Configuration:

- Probe: AM1DV3 - 3106; ; Calibrated: 2022/12/13
- Sensor-Surface: 0mm (Fix Surface)
- Electronics: DAE4 Sn1386; Calibrated: 2023/7/17
- Phantom: HAC Test Arch with AMCC; Type: SD HAC P01 BA;
- Measurement SW: DASY52, Version 52.10 (3); SEMCAD X Version 14.6.13 (7474)


Ch661/y (transversal) 4.2mm 50 x 50/ABM Interpolated SNR(x,y,z) (121x121x1):

Interpolated grid: dx=1.000 mm, dy=1.000 mm

ABM1/ABM2 = 40.93 dB

ABM1 comp = -3.83 dBA/m

Location: 0, 1.2, 3.7 mm



0 dB = 111.3 = 40.93 dB

03_HAC T-Coil_WCDMA V_Voice_Ch4182_Z

Communication System: UID 0, UMTS (0); Frequency: 836.4 MHz; Duty Cycle: 1:1
Medium: Air Medium parameters used: $\sigma = 0 \text{ S/m}$, $\epsilon_r = 1$; $\rho = 0 \text{ kg/m}^3$
Ambient Temperature : 23.4 °C

DASY5 Configuration:

- Probe: AM1DV3 - 3106; ; Calibrated: 2022/12/13
- Sensor-Surface: 0mm (Fix Surface)
- Electronics: DAE4 Sn1386; Calibrated: 2023/7/17
- Phantom: HAC Test Arch with AMCC; Type: SD HAC P01 BA;
- Measurement SW: DASY52, Version 52.10 (3); SEMCAD X Version 14.6.13 (7474)


Ch4182/z (axial) 4.2mm 50 x 50/ABM Interpolated SNR(x,y,z) (121x121x1):

Interpolated grid: dx=1.000 mm, dy=1.000 mm

ABM1/ABM2 = 52.74 dB

ABM1 comp = 7.55 dBA/m

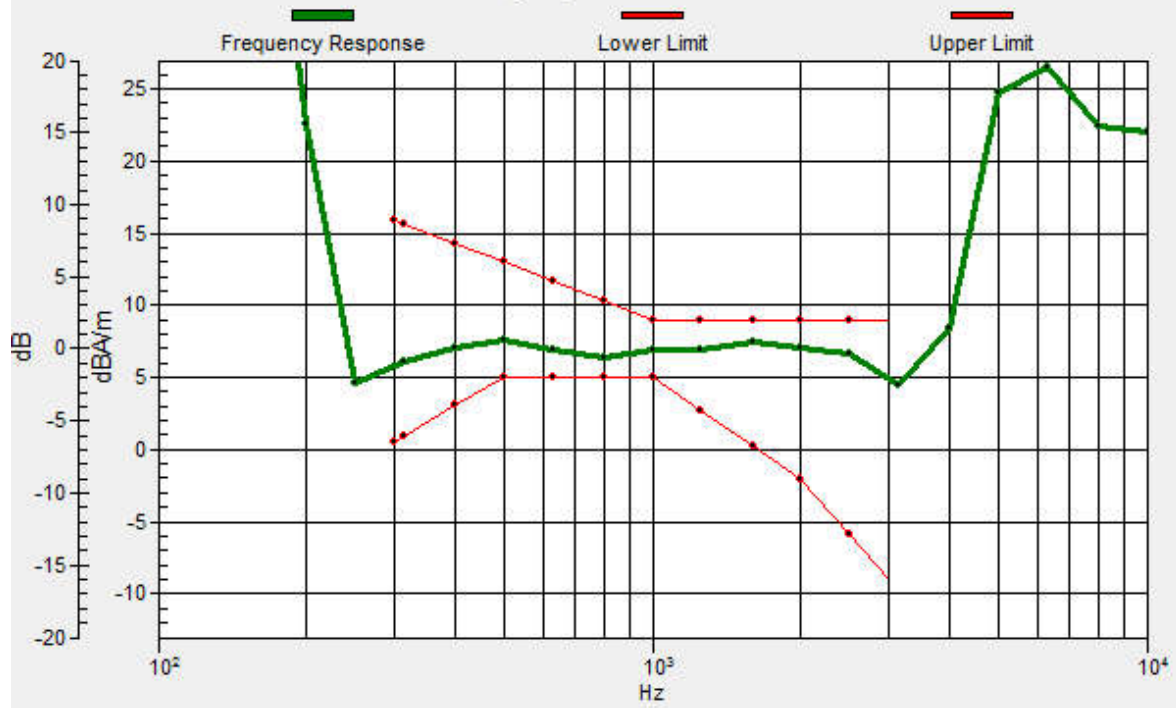
Location: 7.5, -9.2, 3.7 mm



0 dB = 433.5 = 52.74 dB

Ch4182/z (axial) wideband at best S/N/ABM Freq Resp(x,y,z,f)

Loc: 7.4, -9.3, 3.7 mm Diff: 1.36dB



03_HAC T-Coil_WCDMA V_Voice_Ch4182_Y

Communication System: UID 0, UMTS (0); Frequency: 836.4 MHz; Duty Cycle: 1:1
Medium: Air Medium parameters used: $\sigma = 0 \text{ S/m}$, $\epsilon_r = 1$; $\rho = 0 \text{ kg/m}^3$
Ambient Temperature : 23.4 °C

DASY5 Configuration:

- Probe: AM1DV3 - 3106; ; Calibrated: 2022/12/13
- Sensor-Surface: 0mm (Fix Surface)
- Electronics: DAE4 Sn1386; Calibrated: 2023/7/17
- Phantom: HAC Test Arch with AMCC; Type: SD HAC P01 BA;
- Measurement SW: DASY52, Version 52.10 (3); SEMCAD X Version 14.6.13 (7474)


Ch4182/y (transversal) 4.2mm 50 x 50/ABM Interpolated SNR(x,y,z) (121x121x1):

Interpolated grid: dx=1.000 mm, dy=1.000 mm

ABM1/ABM2 = 46.18 dB

ABM1 comp = -0.18 dBA/m

Location: 7.5, -13.3, 3.7 mm



0 dB = 203.8 = 46.18 dB

04_HAC T-Coil_WCDMA II_Voice_Ch9400_Z

Communication System: UID 0, UMTS (0); Frequency: 1880 MHz; Duty Cycle: 1:1

Medium: Air Medium parameters used: $\sigma = 0 \text{ S/m}$, $\epsilon_r = 1$; $\rho = 0 \text{ kg/m}^3$

Ambient Temperature : 23.4 °C

DASY5 Configuration:

- Probe: AM1DV3 - 3106; ; Calibrated: 2022/12/13
- Sensor-Surface: 0mm (Fix Surface)
- Electronics: DAE4 Sn1386; Calibrated: 2023/7/17
- Phantom: HAC Test Arch with AMCC; Type: SD HAC P01 BA;
- Measurement SW: DASY52, Version 52.10 (3); SEMCAD X Version 14.6.13 (7474)


Ch9400/z (axial) 4.2mm 50 x 50/ABM Interpolated SNR(x,y,z) (121x121x1):

Interpolated grid: dx=1.000 mm, dy=1.000 mm

ABM1/ABM2 = 53.64 dB

ABM1 comp = 8.00 dBA/m

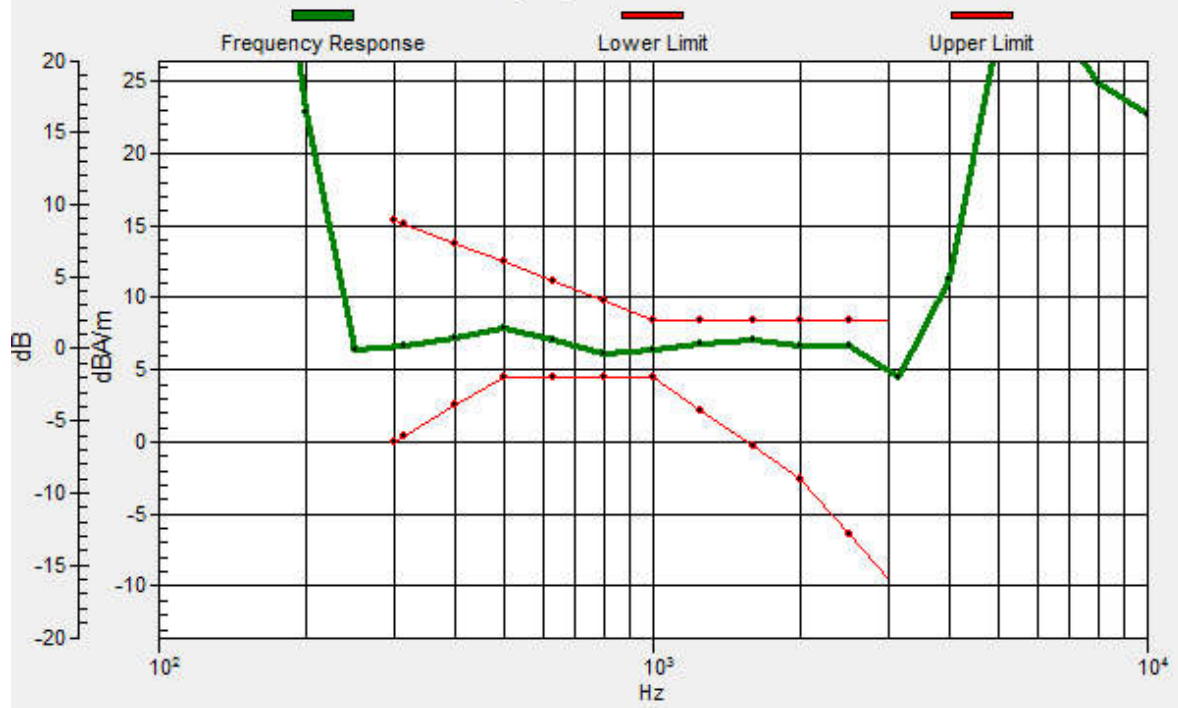
Location: 7.9, -9.2, 3.7 mm



0 dB = 480.6 = 53.64 dB

Ch9400/z (axial) wideband at best S/N/ABM Freq Resp(x,y,z,f)

Loc: 7.7, -9.2, 3.7 mm Diff: 1.33dB



04_HAC T-Coil_WCDMA II_Voice_Ch9400_Y

Communication System: UID 0, UMTS (0); Frequency: 1880 MHz; Duty Cycle: 1:1

Medium: Air Medium parameters used: $\sigma = 0$ S/m, $\epsilon_r = 1$; $\rho = 0$ kg/m³

Ambient Temperature : 23.4 °C

DASY5 Configuration:

- Probe: AM1DV3 - 3106; ; Calibrated: 2022/12/13
- Sensor-Surface: 0mm (Fix Surface)
- Electronics: DAE4 Sn1386; Calibrated: 2023/7/17
- Phantom: HAC Test Arch with AMCC; Type: SD HAC P01 BA;
- Measurement SW: DASY52, Version 52.10 (3); SEMCAD X Version 14.6.13 (7474)


Ch9400/y (transversal) 4.2mm 50 x 50/ABM Interpolated SNR(x,y,z) (121x121x1):

Interpolated grid: dx=1.000 mm, dy=1.000 mm

ABM1/ABM2 = 46.40 dB

ABM1 comp = -0.17 dBA/m

Location: 7.5, -13.3, 3.7 mm



0 dB = 209.0 = 46.40 dB

05_HAC T-Coil_LTE Band 2_20M_QPSK_1RB_0Offset_Ch18900_Z

Communication System: UID 0, LTE (0); Frequency: 1880 MHz; Duty Cycle: 1:1

Medium: Air Medium parameters used: $\sigma = 0$ S/m, $\epsilon_r = 1$; $\rho = 0$ kg/m³

Ambient Temperature : 23.4 °C

DASY5 Configuration:

- Probe: AM1DV3 - 3106; ; Calibrated: 2022/12/13
- Sensor-Surface: 0mm (Fix Surface)
- Electronics: DAE4 Sn1386; Calibrated: 2023/7/17
- Phantom: HAC Test Arch with AMCC; Type: SD HAC P01 BA;
- Measurement SW: DASY52, Version 52.10 (3); SEMCAD X Version 14.6.13 (7474)


Ch18900/z (axial) 4.2mm 50 x 50/ABM Interpolated SNR(x,y,z) (121x121x1):

Interpolated grid: dx=1.000 mm, dy=1.000 mm

ABM1/ABM2 = 49.75 dB

ABM1 comp = 1.83 dBA/m

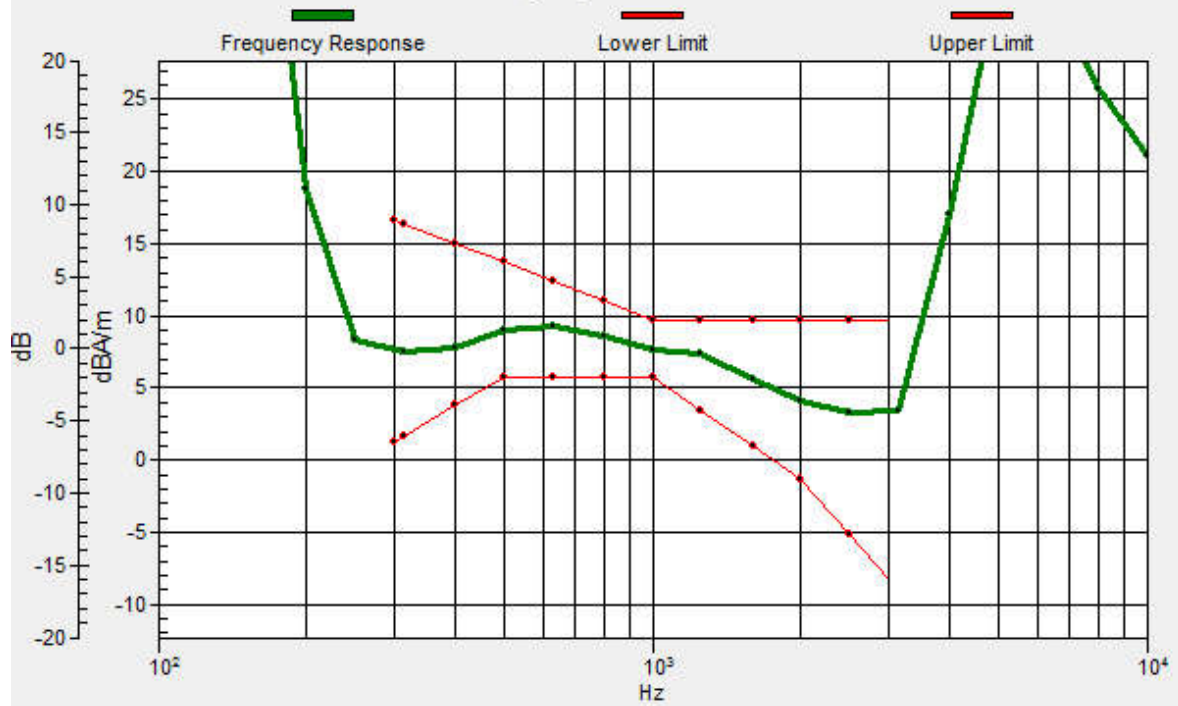
Location: 3.8, -10, 3.7 mm



0 dB = 307.2 = 49.75 dB

Ch18900/z (axial) wideband at best S/N/ABM Freq Resp(x,y,z,f)

Loc: 3.8, -9.8, 3.7 mm Diff: 2dB



05_HAC T-Coil_LTE Band 2_20M_QPSK_1RB_0Offset_Ch18900_Y

Communication System: UID 0, LTE (0); Frequency: 1880 MHz; Duty Cycle: 1:1

Medium: Air Medium parameters used: $\sigma = 0$ S/m, $\epsilon_r = 1$; $\rho = 0$ kg/m³

Ambient Temperature : 23.4 °C

DASY5 Configuration:

- Probe: AM1DV3 - 3106; ; Calibrated: 2022/12/13
- Sensor-Surface: 0mm (Fix Surface)
- Electronics: DAE4 Sn1386; Calibrated: 2023/7/17
- Phantom: HAC Test Arch with AMCC; Type: SD HAC P01 BA;
- Measurement SW: DASY52, Version 52.10 (3); SEMCAD X Version 14.6.13 (7474)


Ch18900/y (transversal) 4.2mm 50 x 50/ABM Interpolated SNR(x,y,z) (121x121x1):

Interpolated grid: dx=1.000 mm, dy=1.000 mm

ABM1/ABM2 = 39.24 dB

ABM1 comp = -6.72 dBA/m

Location: 0, -20.4, 3.7 mm



0 dB = 91.57 = 39.24 dB

06_HAC T-Coil_LTE Band 5_10M_QPSK_1RB_0Offset_Ch20525_Z

Communication System: UID 0, LTE (0); Frequency: 836.5 MHz;Duty Cycle: 1:1

Medium: Air Medium parameters used: $\sigma = 0$ S/m, $\epsilon_r = 1$; $\rho = 0$ kg/m³

Ambient Temperature : 23.4 °C

DASY5 Configuration:

- Probe: AM1DV3 - 3106; ; Calibrated: 2022/12/13
- Sensor-Surface: 0mm (Fix Surface)
- Electronics: DAE4 Sn1386; Calibrated: 2023/7/17
- Phantom: HAC Test Arch with AMCC; Type: SD HAC P01 BA;
- Measurement SW: DASY52, Version 52.10 (3); SEMCAD X Version 14.6.13 (7474)


Ch20525/z (axial) 4.2mm 50 x 50/ABM Interpolated SNR(x,y,z) (121x121x1):

Interpolated grid: dx=1.000 mm, dy=1.000 mm

ABM1/ABM2 = 51.01 dB

ABM1 comp = 3.11 dBA/m

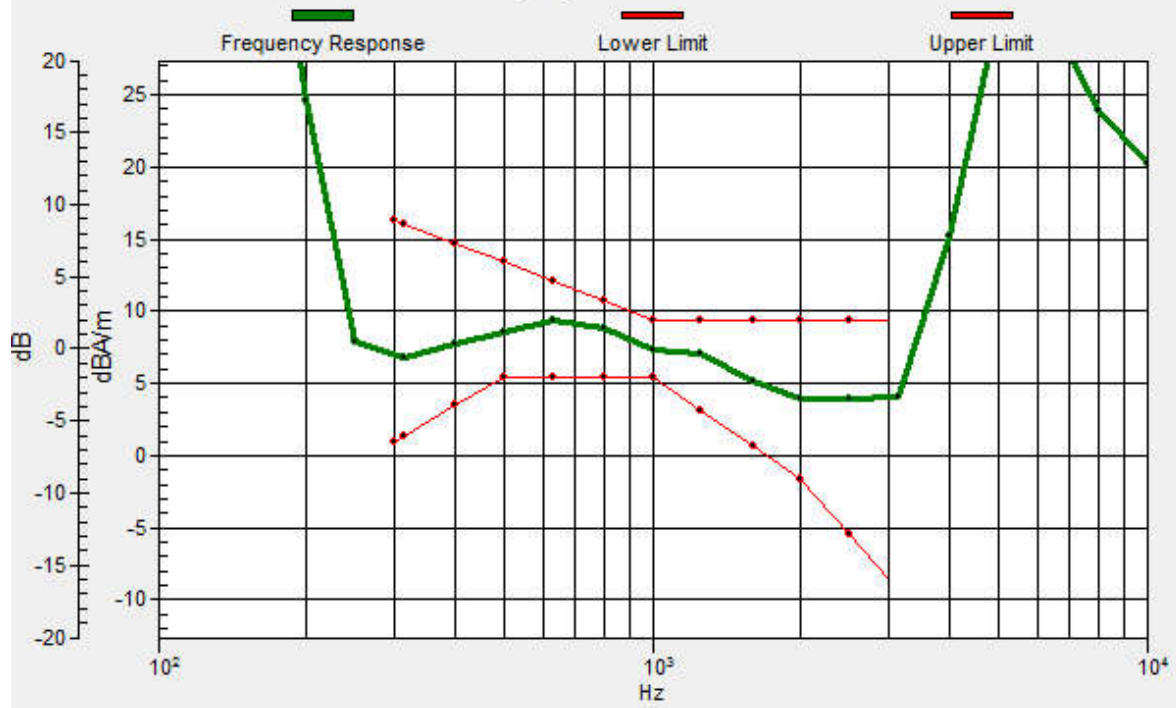
Location: 3.8, -10, 3.7 mm



0 dB = 355.3 = 51.01 dB

Ch20525/z (axial) wideband at best S/N/ABM Freq Resp(x,y,z,f)

Loc: 3.8, -10, 3.7 mm Diff: 1.88dB



06_HAC T-Coil_LTE Band 5_10M_QPSK_1RB_0Offset_Ch20525_Y

Communication System: UID 0, LTE (0); Frequency: 836.5 MHz;Duty Cycle: 1:1

Medium: Air Medium parameters used: $\sigma = 0$ S/m, $\epsilon_r = 1$; $\rho = 0$ kg/m³

Ambient Temperature : 23.4 °C

DASY5 Configuration:

- Probe: AM1DV3 - 3106; ; Calibrated: 2022/12/13
- Sensor-Surface: 0mm (Fix Surface)
- Electronics: DAE4 Sn1386; Calibrated: 2023/7/17
- Phantom: HAC Test Arch with AMCC; Type: SD HAC P01 BA;
- Measurement SW: DASY52, Version 52.10 (3); SEMCAD X Version 14.6.13 (7474)


Ch20525/y (transversal) 4.2mm 50 x 50/ABM Interpolated SNR(x,y,z) (121x121x1):

Interpolated grid: dx=1.000 mm, dy=1.000 mm

ABM1/ABM2 = 38.14 dB

ABM1 comp = -14.33 dBA/m

Location: -7.9, 3.7, 3.7 mm



0 dB = 80.68 = 38.14 dB

07_HAC T-Coil_LTE Band 7_20M_QPSK_1RB_0Offset_Ch21100_Z

Communication System: UID 0, LTE (0); Frequency: 2535 MHz;Duty Cycle: 1:1

Medium: Air Medium parameters used: $\sigma = 0$ S/m, $\epsilon_r = 1$; $\rho = 0$ kg/m³

Ambient Temperature : 23.4 °C

DASY5 Configuration:

- Probe: AM1DV3 - 3106; ; Calibrated: 2022/12/13
- Sensor-Surface: 0mm (Fix Surface)
- Electronics: DAE4 Sn1386; Calibrated: 2023/7/17
- Phantom: HAC Test Arch with AMCC; Type: SD HAC P01 BA;
- Measurement SW: DASY52, Version 52.10 (3); SEMCAD X Version 14.6.13 (7474)


Ch21100/z (axial) 4.2mm 50 x 50/ABM Interpolated SNR(x,y,z) (121x121x1):

Interpolated grid: dx=1.000 mm, dy=1.000 mm

ABM1/ABM2 = 50.00 dB

ABM1 comp = 2.54 dBA/m

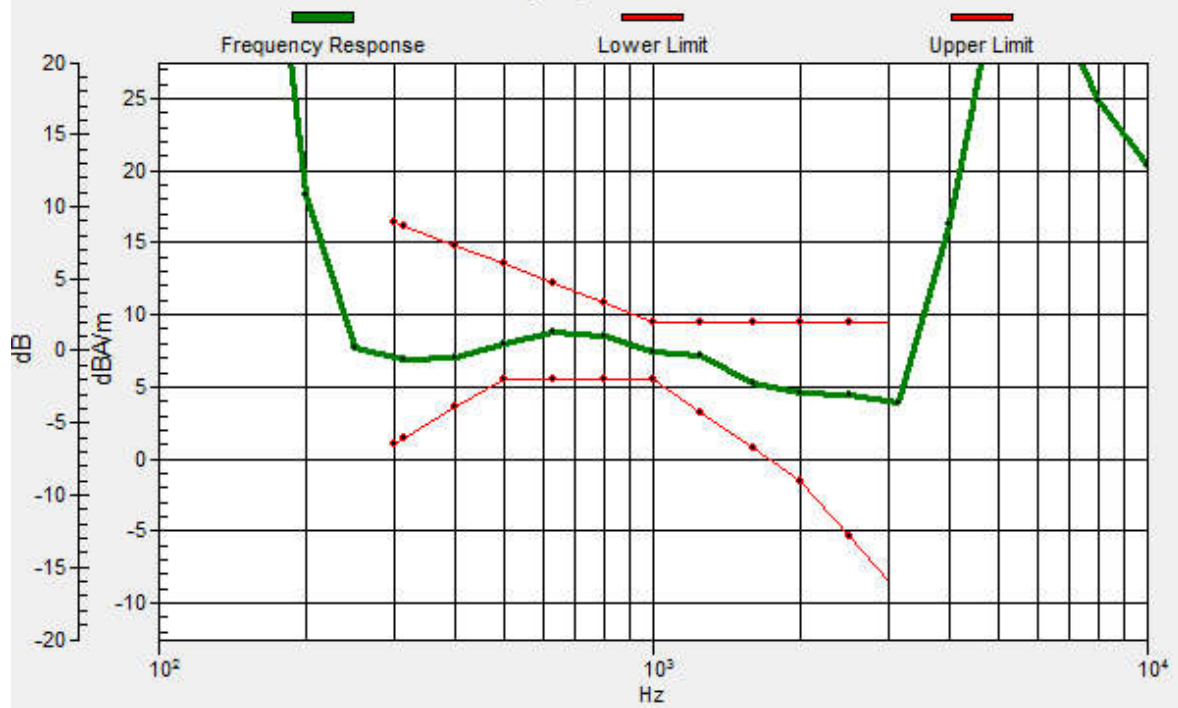
Location: 3.3, -9.2, 3.7 mm



0 dB = 316.2 = 50.00 dB

Ch21100/z (axial) wideband at best S/N/ABM Freq Resp(x,y,z,f)

Loc: 3.5, -9.2, 3.7 mm Diff: 2dB



07_HAC T-Coil_LTE Band 7_20M_QPSK_1RB_0Offset_Ch21100_Y

Communication System: UID 0, LTE (0); Frequency: 2535 MHz;Duty Cycle: 1:1

Medium: Air Medium parameters used: $\sigma = 0$ S/m, $\epsilon_r = 1$; $\rho = 0$ kg/m³

Ambient Temperature : 23.4 °C

DASY5 Configuration:

- Probe: AM1DV3 - 3106; ; Calibrated: 2022/12/13
- Sensor-Surface: 0mm (Fix Surface)
- Electronics: DAE4 Sn1386; Calibrated: 2023/7/17
- Phantom: HAC Test Arch with AMCC; Type: SD HAC P01 BA;
- Measurement SW: DASY52, Version 52.10 (3); SEMCAD X Version 14.6.13 (7474)


Ch21100/y (transversal) 4.2mm 50 x 50/ABM Interpolated SNR(x,y,z) (121x121x1):

Interpolated grid: dx=1.000 mm, dy=1.000 mm

ABM1/ABM2 = 40.80 dB

ABM1 comp = -5.36 dBA/m

Location: 0, -17.5, 3.7 mm



0 dB = 109.6 = 40.80 dB

08_HAC T-Coil_LTE Band 41_20M_QPSK_1RB_0Offset_Ch40620_Z

Communication System: UID 0, LTE (0); Frequency: 2593 MHz;Duty Cycle: 1:1.59

Medium: Air Medium parameters used: $\sigma = 0$ S/m, $\epsilon_r = 1$; $\rho = 0$ kg/m³

Ambient Temperature : 23.4 °C

DASY5 Configuration:

- Probe: AM1DV3 - 3106; ; Calibrated: 2022/12/13
- Sensor-Surface: 0mm (Fix Surface)
- Electronics: DAE4 Sn1386; Calibrated: 2023/7/17
- Phantom: HAC Test Arch with AMCC; Type: SD HAC P01 BA;
- Measurement SW: DASY52, Version 52.10 (3); SEMCAD X Version 14.6.13 (7474)


Ch40620/z (axial) 4.2mm 50 x 50/ABM Interpolated SNR(x,y,z) (121x121x1):

Interpolated grid: dx=1.000 mm, dy=1.000 mm

ABM1/ABM2 = 46.21 dB

ABM1 comp = 2.41 dBA/m

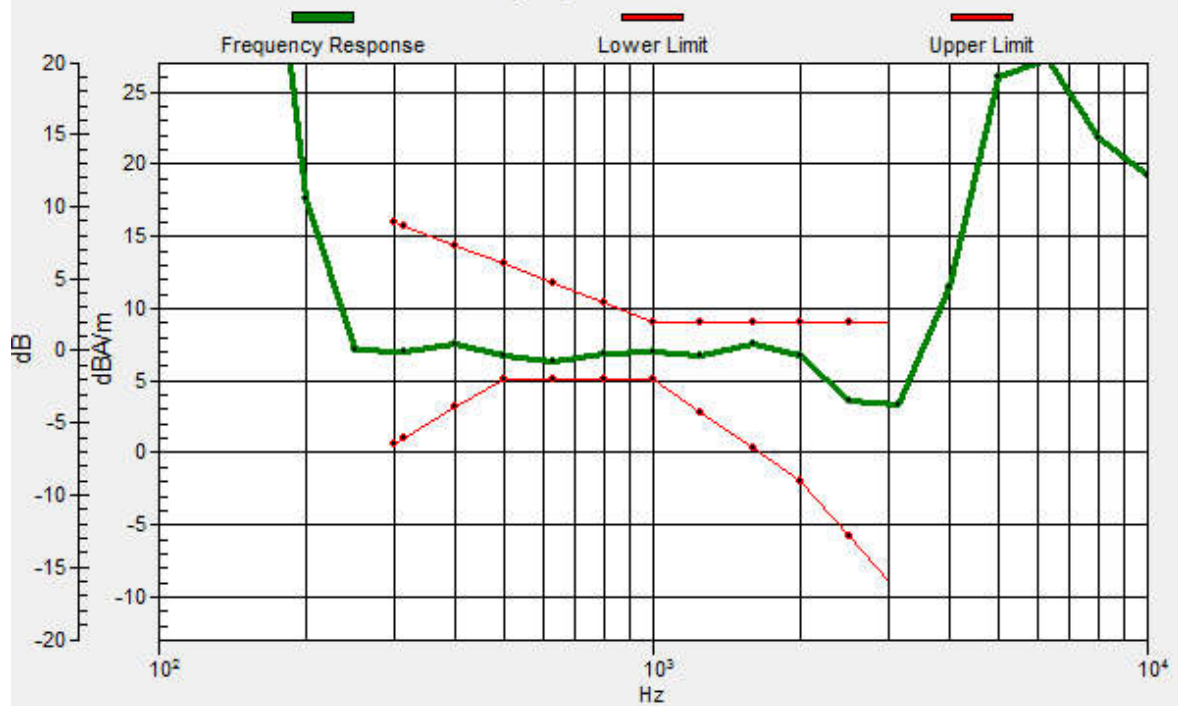
Location: 3.8, -8.3, 3.7 mm



0 dB = 204.5 = 46.21 dB

Ch40620/z (axial) wideband at best S/N/ABM Freq Resp(x,y,z,f)

Loc: 3.9, -8.5, 3.7 mm Diff: 1.29dB



08_HAC T-Coil_LTE Band 41_20M_QPSK_1RB_0Offset_Ch40620_Y

Communication System: UID 0, LTE (0); Frequency: 2593 MHz; Duty Cycle: 1:1.59

Medium: Air Medium parameters used: $\sigma = 0$ S/m, $\epsilon_r = 1$; $\rho = 0$ kg/m³

Ambient Temperature : 23.4 °C

DASY5 Configuration:

- Probe: AM1DV3 - 3106; ; Calibrated: 2022/12/13
- Sensor-Surface: 0mm (Fix Surface)
- Electronics: DAE4 Sn1386; Calibrated: 2023/7/17
- Phantom: HAC Test Arch with AMCC; Type: SD HAC P01 BA;
- Measurement SW: DASY52, Version 52.10 (3); SEMCAD X Version 14.6.13 (7474)


Ch40620/y (transversal) 4.2mm 50 x 50/ABM Interpolated SNR(x,y,z) (121x121x1):

Interpolated grid: dx=1.000 mm, dy=1.000 mm

ABM1/ABM2 = 35.62 dB

ABM1 comp = -3.82 dBA/m

Location: 3.3, 0, 3.7 mm



0 dB = 60.37 = 35.62 dB

09_HAC T-Coil_WLAN 2.4GHz_802.11b 1Mbps_Ch6_Z

Communication System: UID 0, WIFI (0); Frequency: 2437 MHz;Duty Cycle: 1:1

Medium: Air Medium parameters used: $\sigma = 0$ S/m, $\epsilon_r = 1$; $\rho = 0$ kg/m³

Ambient Temperature : 23.4 °C

DASY5 Configuration:

- Probe: AM1DV3 - 3106; ; Calibrated: 2022/12/13
- Sensor-Surface: 0mm (Fix Surface)
- Electronics: DAE4 Sn1386; Calibrated: 2023/7/17
- Phantom: HAC Test Arch with AMCC; Type: SD HAC P01 BA;
- Measurement SW: DASY52, Version 52.10 (3); SEMCAD X Version 14.6.13 (7474)


Ch6/z (axial) 4.2mm 50 x 50/ABM Interpolated SNR(x,y,z) (121x121x1): Interpolated

grid: dx=1.000 mm, dy=1.000 mm

ABM1/ABM2 = 50.25 dB

ABM1 comp = 4.73 dBA/m

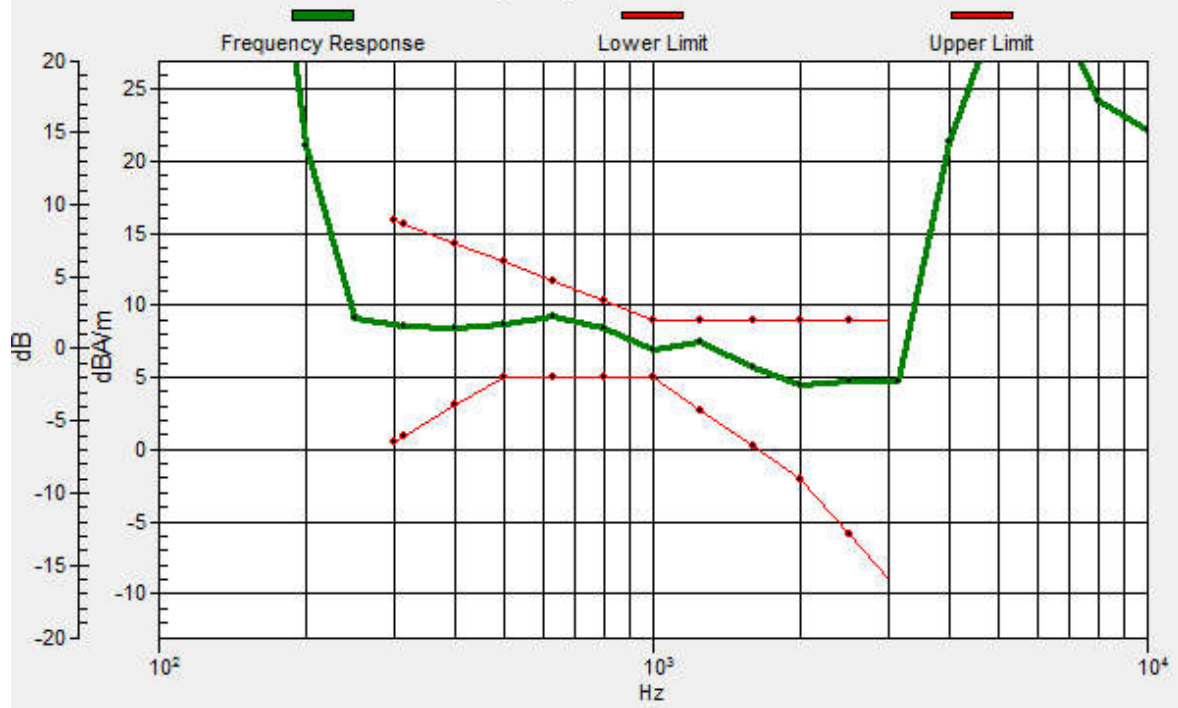
Location: 3.8, -11.7, 3.7 mm



0 dB = 325.5 = 50.25 dB

Ch6/z (axial) wideband at best S/N/ABM Freq Resp(x,y,z,f)

Loc: 3.7, -11.7, 3.7 mm Diff: 1.49dB



09_HAC T-Coil_WLAN 2.4GHz_802.11b 1Mbps_Ch6_Y

Communication System: UID 0, WIFI (0); Frequency: 2437 MHz;Duty Cycle: 1:1
Medium: Air Medium parameters used: $\sigma = 0$ S/m, $\epsilon_r = 1$; $\rho = 0$ kg/m³
Ambient Temperature : 23.4 °C

DASY5 Configuration:

- Probe: AM1DV3 - 3106; ; Calibrated: 2022/12/13
- Sensor-Surface: 0mm (Fix Surface)
- Electronics: DAE4 Sn1386; Calibrated: 2023/7/17
- Phantom: HAC Test Arch with AMCC; Type: SD HAC P01 BA;
- Measurement SW: DASY52, Version 52.10 (3); SEMCAD X Version 14.6.13 (7474)


Ch6/y (transversal) 4.2mm 50 x 50/ABM Interpolated SNR(x,y,z) (121x121x1):

Interpolated grid: dx=1.000 mm, dy=1.000 mm

ABM1/ABM2 = 38.16 dB

ABM1 comp = -5.68 dBA/m

Location: -0.4, -17.1, 3.7 mm



0 dB = 80.91 = 38.16 dB


10_HAC T-Coil_WLAN 5GHz_802.11ac-VHT20 MCS0_Ch40_Z

Communication System: UID 0, WIFI (0); Frequency: 5200 MHz;Duty Cycle: 1:1.035
Medium: Air Medium parameters used: $\sigma = 0$ S/m, $\epsilon_r = 1$; $\rho = 0$ kg/m³
Ambient Temperature : 23.4 °C

DASY5 Configuration:

- Probe: AM1DV3 - 3106; ; Calibrated: 2022/12/13
- Sensor-Surface: 0mm (Fix Surface)
- Electronics: DAE4 Sn1386; Calibrated: 2023/7/17
- Phantom: HAC Test Arch with AMCC; Type: SD HAC P01 BA;
- Measurement SW: DASY52, Version 52.10 (3); SEMCAD X Version 14.6.13 (7474)

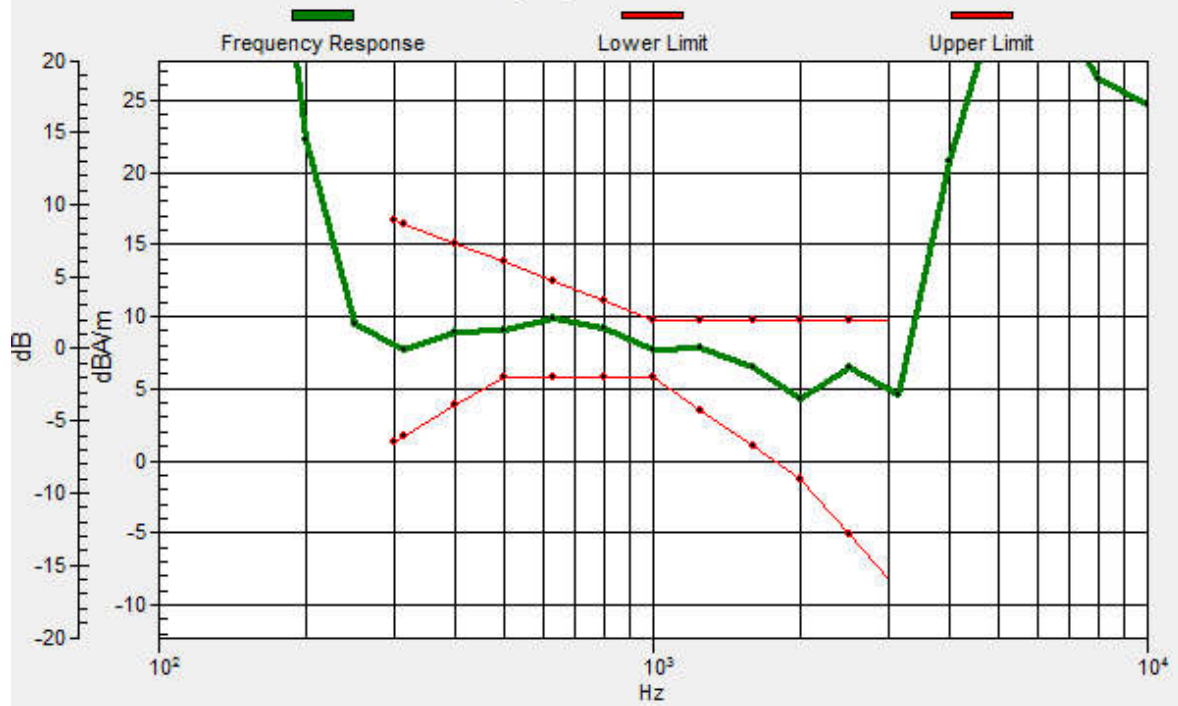
Ch40/z (axial) 4.2mm 50 x 50/ABM Interpolated SNR(x,y,z) (121x121x1): Interpolated
grid: dx=1.000 mm, dy=1.000 mm
ABM1/ABM2 = 49.24 dB
ABM1 comp = 3.93 dBA/m
Location: 3.8, -9.6, 3.7 mm



0 dB = 289.6 = 49.24 dB

Ch40/z (axial) wideband at best S/N/ABM Freq Resp(x,y,z,f)

Loc: 3.8, -9.3, 3.7 mm Diff: 1.79dB



10_HAC T-Coil_WLAN 5GHz_802.11ac-VHT20 MCS0_Ch40_Y

Communication System: UID 0, WIFI (0); Frequency: 5200 MHz;Duty Cycle: 1:1.035

Medium: Air Medium parameters used: $\sigma = 0$ S/m, $\epsilon_r = 1$; $\rho = 0$ kg/m³

Ambient Temperature : 23.4 °C

DASY5 Configuration:

- Probe: AM1DV3 - 3106; ; Calibrated: 2022/12/13
- Sensor-Surface: 0mm (Fix Surface)
- Electronics: DAE4 Sn1386; Calibrated: 2023/7/17
- Phantom: HAC Test Arch with AMCC; Type: SD HAC P01 BA;
- Measurement SW: DASY52, Version 52.10 (3); SEMCAD X Version 14.6.13 (7474)


Ch40/y (transversal) 4.2mm 50 x 50/ABM Interpolated SNR(x,y,z) (121x121x1):

Interpolated grid: dx=1.000 mm, dy=1.000 mm

ABM1/ABM2 = 39.22 dB

ABM1 comp = -5.12 dBA/m

Location: -0.4, -18.8, 3.7 mm



0 dB = 91.45 = 39.22 dB

11_HAC T-Coil_WLAN 5GHz_802.11ac-VHT20 MCS0_Ch56_Z

Communication System: UID 0, WIFI (0); Frequency: 5280 MHz;Duty Cycle: 1:1.035

Medium: Air Medium parameters used: $\sigma = 0$ S/m, $\epsilon_r = 1$; $\rho = 0$ kg/m³

Ambient Temperature : 23.4 °C

DASY5 Configuration:

- Probe: AM1DV3 - 3106; ; Calibrated: 2022/12/13
- Sensor-Surface: 0mm (Fix Surface)
- Electronics: DAE4 Sn1386; Calibrated: 2023/7/17
- Phantom: HAC Test Arch with AMCC; Type: SD HAC P01 BA;
- Measurement SW: DASY52, Version 52.10 (3); SEMCAD X Version 14.6.13 (7474)


Ch56/z (axial) 4.2mm 50 x 50/ABM Interpolated SNR(x,y,z) (121x121x1): Interpolated

grid: dx=1.000 mm, dy=1.000 mm

ABM1/ABM2 = 50.58 dB

ABM1 comp = 4.55 dBA/m

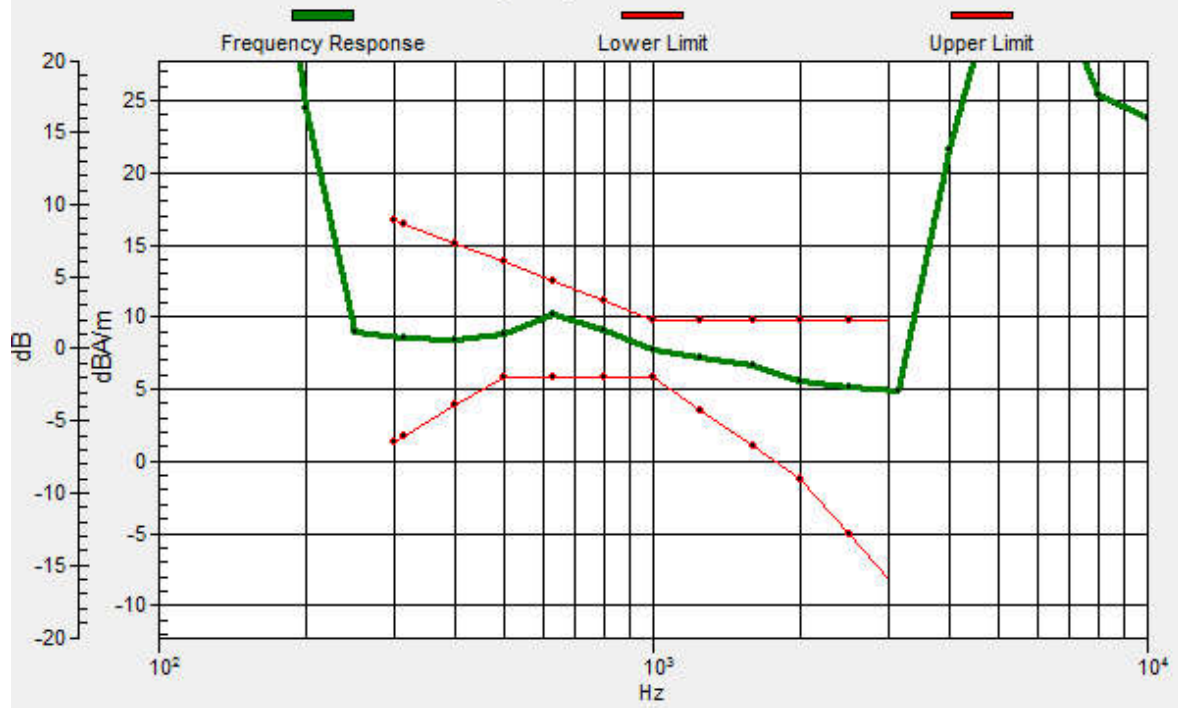
Location: 3.8, -10.4, 3.7 mm



0 dB = 338.1 = 50.58 dB

Ch56/z (axial) wideband at best S/N/ABM Freq Resp(x,y,z,f)

Loc: 3.9, -10.5, 3.7 mm Diff: 1.94dB



11_HAC T-Coil_WLAN 5GHz_802.11ac-VHT20 MCS0_Ch56_Y

Communication System: UID 0, WIFI (0); Frequency: 5280 MHz;Duty Cycle: 1:1.035
Medium: Air Medium parameters used: $\sigma = 0$ S/m, $\epsilon_r = 1$; $\rho = 0$ kg/m³
Ambient Temperature : 23.4 °C

DASY5 Configuration:

- Probe: AM1DV3 - 3106; ; Calibrated: 2022/12/13
- Sensor-Surface: 0mm (Fix Surface)
- Electronics: DAE4 Sn1386; Calibrated: 2023/7/17
- Phantom: HAC Test Arch with AMCC; Type: SD HAC P01 BA;
- Measurement SW: DASY52, Version 52.10 (3); SEMCAD X Version 14.6.13 (7474)


Ch56/y (transversal) 4.2mm 50 x 50/ABM Interpolated SNR(x,y,z) (121x121x1):

Interpolated grid: dx=1.000 mm, dy=1.000 mm

ABM1/ABM2 = 38.65 dB

ABM1 comp = -9.65 dBA/m

Location: -4.6, -20, 3.7 mm



0 dB = 85.60 = 38.65 dB

12_HAC T-Coil_WLAN 5GHz_802.11ac-VHT20 MCS0_Ch116_Z

Communication System: UID 0, WIFI (0); Frequency: 5580 MHz; Duty Cycle: 1:1.035

Medium: Air Medium parameters used: $\sigma = 0 \text{ S/m}$, $\epsilon_r = 1$; $\rho = 0 \text{ kg/m}^3$

Ambient Temperature : 23.4 °C

DASY5 Configuration:

- Probe: AM1DV3 - 3106; ; Calibrated: 2022/12/13
- Sensor-Surface: 0mm (Fix Surface)
- Electronics: DAE4 Sn1386; Calibrated: 2023/7/17
- Phantom: HAC Test Arch with AMCC; Type: SD HAC P01 BA;
- Measurement SW: DASY52, Version 52.10 (3); SEMCAD X Version 14.6.13 (7474)


Ch116/z (axial) 4.2mm 50 x 50/ABM Interpolated SNR(x,y,z) (121x121x1):

Interpolated grid: dx=1.000 mm, dy=1.000 mm

ABM1/ABM2 = 49.33 dB

ABM1 comp = 3.80 dBA/m

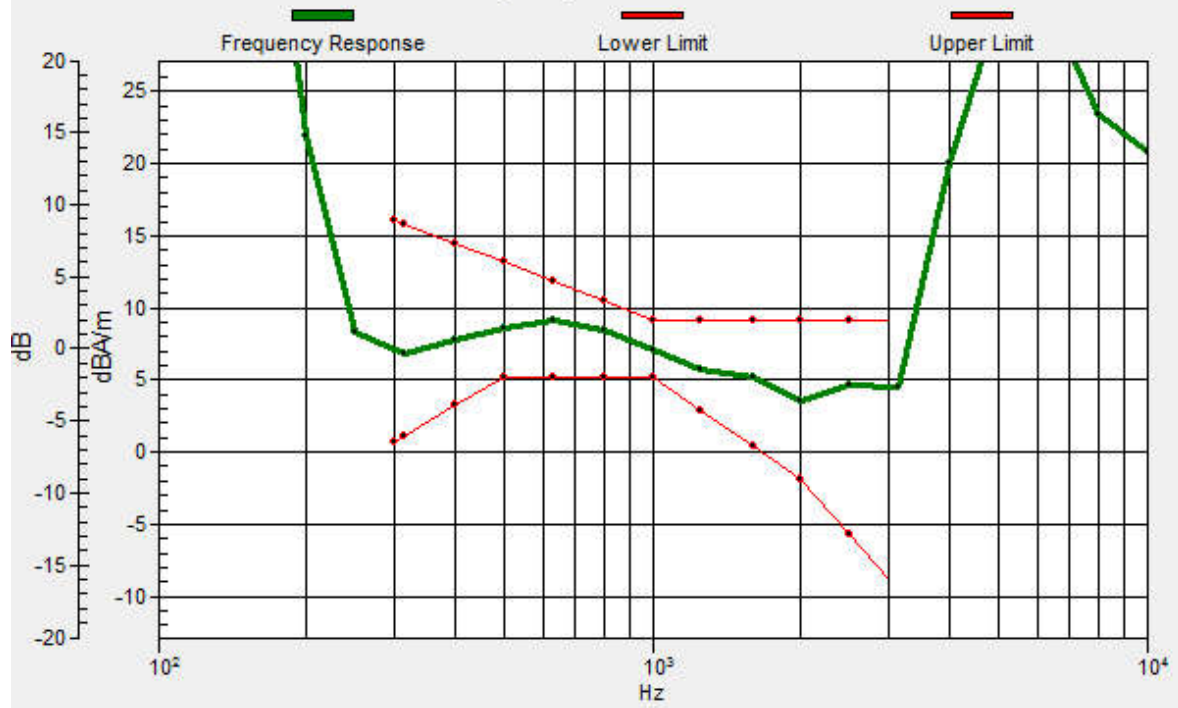
Location: 3.3, -11.7, 3.7 mm



0 dB = 292.9 = 49.33 dB

Ch116/z (axial) wideband at best S/N/ABM Freq Resp(x,y,z,f)

Loc: 3.2, -11.6, 3.7 mm Diff: 1.99dB



12_HAC T-Coil_WLAN 5GHz_802.11ac-VHT20 MCS0_Ch116_Y

Communication System: UID 0, WIFI (0); Frequency: 5580 MHz; Duty Cycle: 1:1.035

Medium: Air Medium parameters used: $\sigma = 0 \text{ S/m}$, $\epsilon_r = 1$; $\rho = 0 \text{ kg/m}^3$

Ambient Temperature : 23.4 °C

DASY5 Configuration:

- Probe: AM1DV3 - 3106; ; Calibrated: 2022/12/13
- Sensor-Surface: 0mm (Fix Surface)
- Electronics: DAE4 Sn1386; Calibrated: 2023/7/17
- Phantom: HAC Test Arch with AMCC; Type: SD HAC P01 BA;
- Measurement SW: DASY52, Version 52.10 (3); SEMCAD X Version 14.6.13 (7474)


Ch116/y (transversal) 4.2mm 50 x 50/ABM Interpolated SNR(x,y,z) (121x121x1):

Interpolated grid: dx=1.000 mm, dy=1.000 mm

ABM1/ABM2 = 40.59 dB

ABM1 comp = -3.68 dBA/m

Location: 0.4, -21.3, 3.7 mm



0 dB = 107.0 = 40.59 dB

13_HAC T-Coil_WLAN 5GHz_802.11ac-VHT20 MCS0_Ch157_Z

Communication System: UID 0, WIFI (0); Frequency: 5785 MHz;Duty Cycle: 1:1.035
Medium: Air Medium parameters used: $\sigma = 0$ S/m, $\epsilon_r = 1$; $\rho = 0$ kg/m³
Ambient Temperature : 23.4 °C

DASY5 Configuration:

- Probe: AM1DV3 - 3106; ; Calibrated: 2022/12/13
- Sensor-Surface: 0mm (Fix Surface)
- Electronics: DAE4 Sn1386; Calibrated: 2023/7/17
- Phantom: HAC Test Arch with AMCC; Type: SD HAC P01 BA;
- Measurement SW: DASY52, Version 52.10 (3); SEMCAD X Version 14.6.13 (7474)


CH157/z (axial) 4.2mm 50 x 50/ABM Interpolated SNR(x,y,z) (121x121x1):

Interpolated grid: dx=1.000 mm, dy=1.000 mm

ABM1/ABM2 = 48.49 dB

ABM1 comp = 3.33 dBA/m

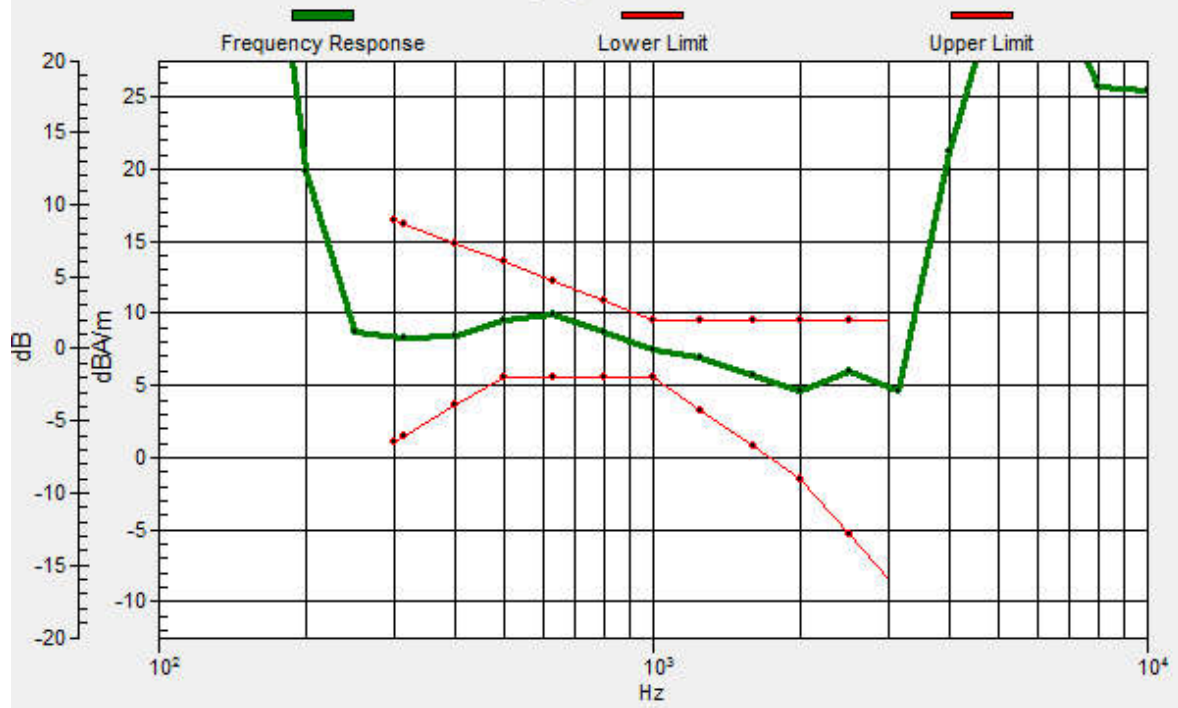
Location: 3.3, -10, 3.7 mm



0 dB = 265.9 = 48.49 dB

CH157/z (axial) wideband at best S/N/ABM Freq Resp(x,y,z,f)

Loc: 3.2, -10, 3.7 mm Diff: 2dB



13_HAC T-Coil_WLAN 5GHz_802.11ac-VHT20 MCS0_Ch157_Y

Communication System: UID 0, WIFI (0); Frequency: 5785 MHz; Duty Cycle: 1:1.035

Medium: Air Medium parameters used: $\sigma = 0$ S/m, $\epsilon_r = 1$; $\rho = 0$ kg/m³

Ambient Temperature : 23.4 °C

DASY5 Configuration:

- Probe: AM1DV3 - 3106; ; Calibrated: 2022/12/13
- Sensor-Surface: 0mm (Fix Surface)
- Electronics: DAE4 Sn1386; Calibrated: 2023/7/17
- Phantom: HAC Test Arch with AMCC; Type: SD HAC P01 BA;
- Measurement SW: DASY52, Version 52.10 (3); SEMCAD X Version 14.6.13 (7474)


CH157/y (transversal) 4.2mm 50 x 50/ABM Interpolated SNR(x,y,z) (121x121x1):

Interpolated grid: dx=1.000 mm, dy=1.000 mm

ABM1/ABM2 = 40.17 dB

ABM1 comp = -4.14 dBA/m

Location: 0.4, -17.5, 3.7 mm



0 dB = 101.9 = 40.16 dB