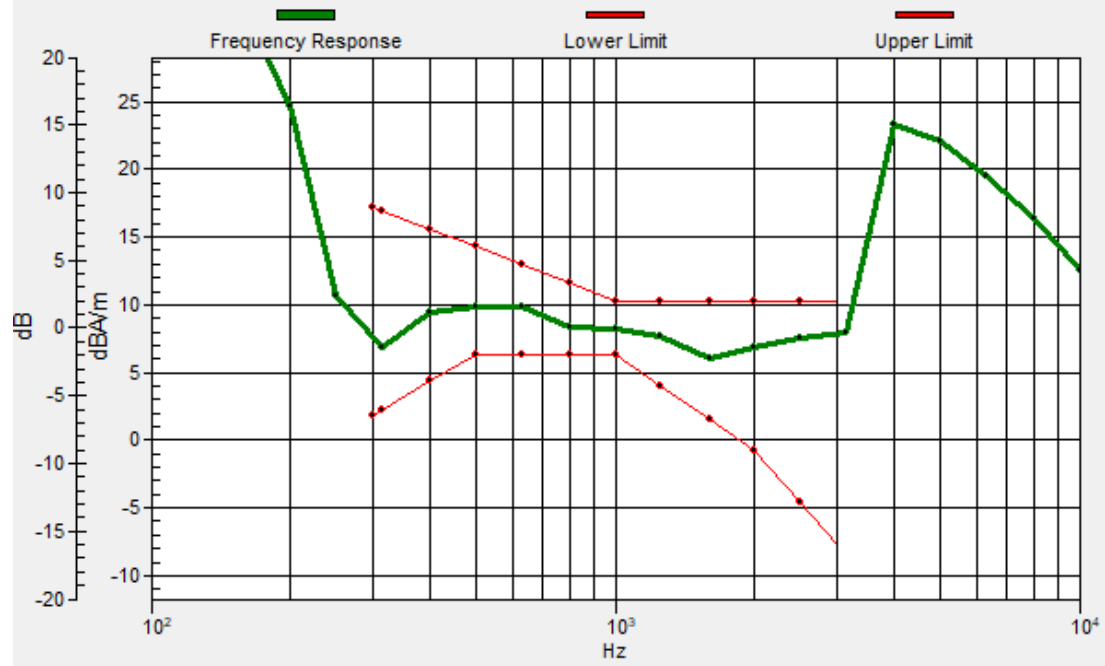




# General Scans/z (axial) wideband at best S/N /ABM Freq Resp(x,y,z,f)

Loc: 4.9, -10.1, 3.7 mm Diff: 2dB



### #01\_HAC\_T-Coil\_GSM850\_EDGE 2 Tx slots\_Ch189\_Transversal (Y)

Communication System: GSM850 ; Frequency: 836.4 MHz

Medium: Air Medium parameters used:  $\sigma = 0$  S/m,  $\epsilon_r = 1$ ;  $\rho = 0$  kg/m<sup>3</sup>

Ambient Temperature : 23.5 °C

DASY5 Configuration:

- Probe: AM1DV3 - 3104; ; Calibrated: 2023/3/16
- Sensor-Surface: 0mm (Fix Surface)
- Electronics: DAE4 Sn1399; Calibrated: 2023/2/21
- Phantom: HAC Test Arch with AMCC; Type: SD HAC P01 BA;
- Measurement SW: DASY52, Version 52.10 (4);SEMCAD X Version 14.6.14 (7501)

**General Scans/y (transversal) 4.2mm 50 x 50 /ABM Interpolated SNR(x,y,z) (71x71x1):** Interpolated

grid: dx=1.000 mm, dy=1.000 mm

ABM1/ABM2 = 43.61 dB

ABM1 comp = -0.50 dBA/m

Location: 2.6, -18.7, 3.7 mm



## #02\_HAC\_T-Coil\_GSM1900\_EDGE 2 Tx slots\_Ch661\_Axial (Z)

Communication System: PCS ; Frequency: 1880 MHz

Medium: Air Medium parameters used:  $\sigma = 0$  S/m,  $\epsilon_r = 1$ ;  $\rho = 0$  kg/m<sup>3</sup>

Ambient Temperature : 23.5 °C

DASY5 Configuration:

- Probe: AM1DV3 - 3104; ; Calibrated: 2023/3/16
- Sensor-Surface: 0mm (Fix Surface)
- Electronics: DAE4 Sn1399; Calibrated: 2023/2/21
- Phantom: HAC Test Arch with AMCC; Type: SD HAC P01 BA;
- Measurement SW: DASY52, Version 52.10 (4);SEMCAD X Version 14.6.14 (7501)

**General Scans/z (axial) 4.2mm 50 x 50 /ABM Interpolated SNR(x,y,z) (121x121x1):** Interpolated grid:

dx=1.000 mm, dy=1.000 mm

ABM1/ABM2 = 46.14 dB

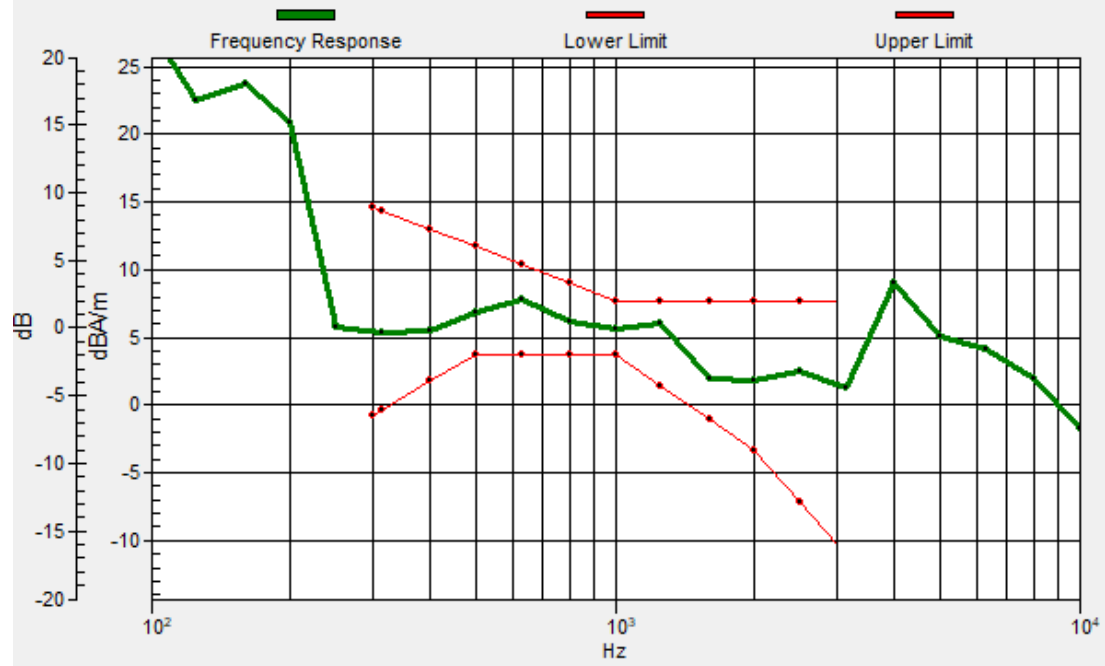
ABM1 comp = 8.14 dBA/m

Location: 4.7, -9.6, 3.7 mm



# General Scans/z (axial) wideband at best S/N/ABM Freq Resp(x,y,z,f)

Loc: 4.6, -9.9, 3.7 mm Diff: 1.73dB



## #02\_HAC\_T-Coil\_GSM1900\_EDGE 2 Tx slots\_Ch661\_Transversal (Y)

Communication System: PCS ; Frequency: 1880 MHz

Medium: Air Medium parameters used:  $\sigma = 0$  S/m,  $\epsilon_r = 1$ ;  $\rho = 0$  kg/m<sup>3</sup>

Ambient Temperature : 23.5 °C

DASY5 Configuration:

- Probe: AM1DV3 - 3104; ; Calibrated: 2023/3/16
- Sensor-Surface: 0mm (Fix Surface)
- Electronics: DAE4 Sn1399; Calibrated: 2023/2/21
- Phantom: HAC Test Arch with AMCC; Type: SD HAC P01 BA;
- Measurement SW: DASY52, Version 52.10 (4);SEMCAD X Version 14.6.14 (7501)

**General Scans/y (transversal) 4.2mm 50 x 50/ABM Interpolated SNR(x,y,z) (121x121x1):** Interpolated

grid: dx=1.000 mm, dy=1.000 mm

ABM1/ABM2 = 44.53 dB

ABM1 comp = -0.16 dBA/m

Location: 2.6, -18.7, 3.7 mm



### #03\_HAC\_T-Coil\_WCDMA II\_HSPA\_Ch9400\_Axial (Z)

Communication System: WCDMA ; Frequency: 1880 MHz

Medium: Air Medium parameters used:  $\sigma = 0$  S/m,  $\epsilon_r = 1$ ;  $\rho = 0$  kg/m<sup>3</sup>

Ambient Temperature : 23.5 °C

DASY5 Configuration:

- Probe: AM1DV3 - 3104; ; Calibrated: 2023/3/16
- Sensor-Surface: 0mm (Fix Surface)
- Electronics: DAE4 Sn1399; Calibrated: 2023/2/21
- Phantom: HAC Test Arch with AMCC; Type: SD HAC P01 BA;
- Measurement SW: DASY52, Version 52.10 (4);SEMCAD X Version 14.6.14 (7501)

**General Scans/z (axial) 4.2mm 50 x 50/ABM Interpolated SNR(x,y,z) (121x121x1):** Interpolated grid:

dx=1.000 mm, dy=1.000 mm

ABM1/ABM2 = 56.16 dB

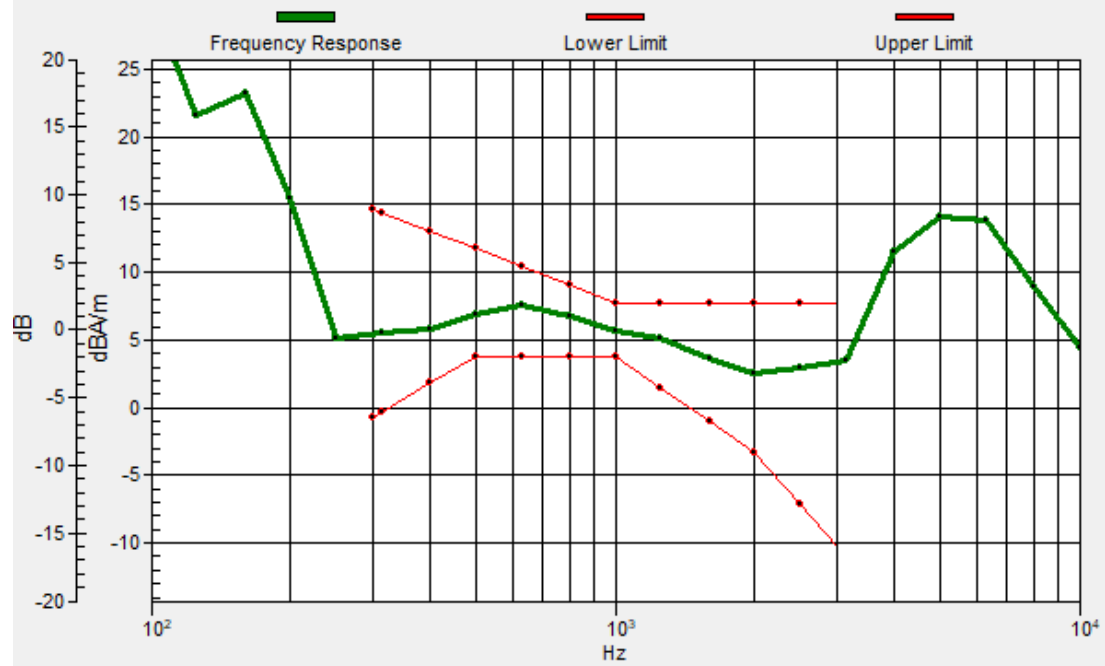
ABM1 comp = 7.98 dBA/m

Location: 4, -10.3, 3.7 mm



# General Scans/z (axial) wideband at best S/N/ABM Freq Resp(x,y,z,f)

Loc: 4, -10.4, 3.7 mm Diff: 2dB





### #03\_HAC\_T-Coil\_WCDMA II\_HSPA\_Ch9400\_Transversal (Y)

Communication System: WCDMA ; Frequency: 1880 MHz

Medium: Air Medium parameters used:  $\sigma = 0$  S/m,  $\epsilon_r = 1$ ;  $\rho = 0$  kg/m<sup>3</sup>

Ambient Temperature : 23.5 °C

DASY5 Configuration:

- Probe: AM1DV3 - 3104; ; Calibrated: 2023/3/16
- Sensor-Surface: 0mm (Fix Surface)
- Electronics: DAE4 Sn1399; Calibrated: 2023/2/21
- Phantom: HAC Test Arch with AMCC; Type: SD HAC P01 BA;
- Measurement SW: DASY52, Version 52.10 (4);SEMCAD X Version 14.6.14 (7501)

**General Scans/y (transversal) 4.2mm 50 x 50/ABM Interpolated SNR(x,y,z) (121x121x1):** Interpolated

grid: dx=1.000 mm, dy=1.000 mm

ABM1/ABM2 = 46.54 dB

ABM1 comp = 1.01 dBA/m

Location: 3.3, -18, 3.7 mm



### #04\_HAC\_T-Coil\_WCDMA V\_HSPA\_Ch4132\_Axial (Z)

Communication System: WCDMA ; Frequency: 826.4 MHz

Medium: Air Medium parameters used:  $\sigma = 0$  S/m,  $\epsilon_r = 1$ ;  $\rho = 0$  kg/m<sup>3</sup>

Ambient Temperature : 23.5 °C

DASY5 Configuration:

- Probe: AM1DV3 - 3104; ; Calibrated: 2023/3/16
- Sensor-Surface: 0mm (Fix Surface)
- Electronics: DAE4 Sn1399; Calibrated: 2023/2/21
- Phantom: HAC Test Arch with AMCC; Type: SD HAC P01 BA;
- Measurement SW: DASY52, Version 52.10 (4);SEMCAD X Version 14.6.14 (7501)

**General Scans/z (axial) 4.2mm 50 x 50/ABM Interpolated SNR(x,y,z) (121x121x1):** Interpolated grid:

dx=1.000 mm, dy=1.000 mm

ABM1/ABM2 = 56.42 dB

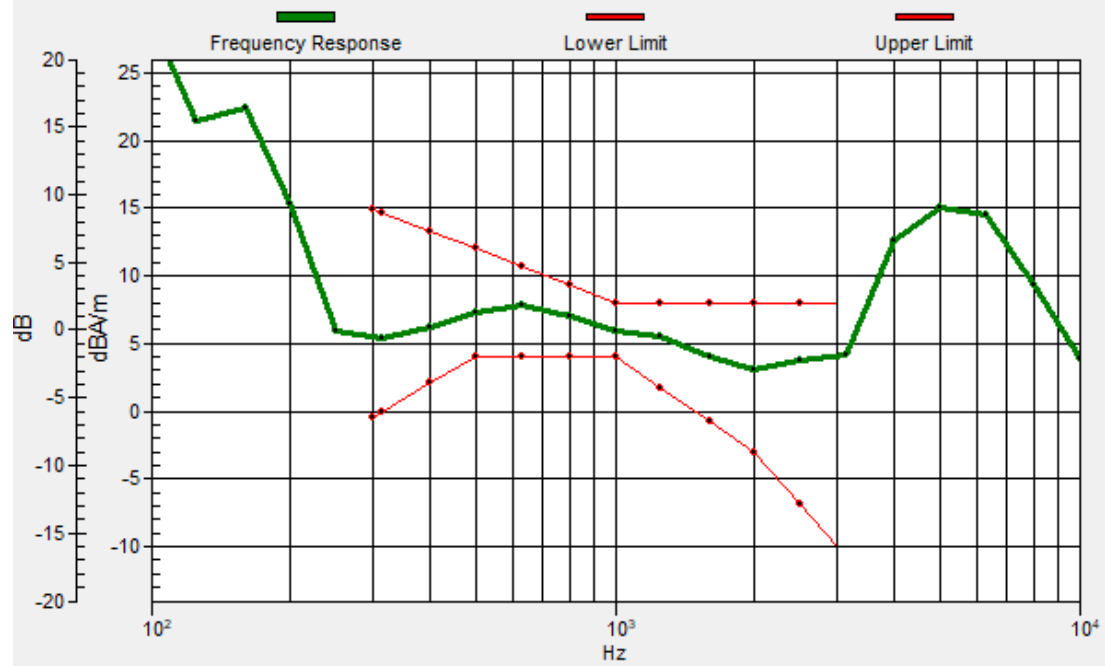
ABM1 comp = 8.10 dBA/m

Location: 4, -10.3, 3.7 mm



# General Scans/z (axial) wideband at best S/N/ABM Freq Resp(x,y,z,f)

Loc: 4, -10.6, 3.7 mm Diff: 2dB



### #04\_HAC\_T-Coil\_WCDMA V\_HSPA\_Ch4132\_Transversal (Y)

Communication System: WCDMA ; Frequency: 826.4 MHz

Medium: Air Medium parameters used:  $\sigma = 0$  S/m,  $\epsilon_r = 1$ ;  $\rho = 0$  kg/m<sup>3</sup>

Ambient Temperature : 23.5 °C

DASY5 Configuration:

- Probe: AM1DV3 - 3104; ; Calibrated: 2023/3/16
- Sensor-Surface: 0mm (Fix Surface)
- Electronics: DAE4 Sn1399; Calibrated: 2023/2/21
- Phantom: HAC Test Arch with AMCC; Type: SD HAC P01 BA;
- Measurement SW: DASY52, Version 52.10 (4);SEMCAD X Version 14.6.14 (7501)

**General Scans/y (transversal) 4.2mm 50 x 50/ABM Interpolated SNR(x,y,z) (121x121x1):** Interpolated

grid: dx=1.000 mm, dy=1.000 mm

ABM1/ABM2 = 45.81 dB

ABM1 comp = 0.20 dBA/m

Location: 2.6, -18, 3.7 mm



### #05\_HAC\_T-Coil\_LTE Band 5\_10M\_QPSK\_1\_0\_Ch20525\_Axial (Z)

Communication System: LTE ; Frequency: 836.5 MHz

Medium: Air Medium parameters used:  $\sigma = 0$  S/m,  $\epsilon_r = 1$ ;  $\rho = 0$  kg/m<sup>3</sup>

Ambient Temperature : 23.5 °C

DASY5 Configuration:

- Probe: AM1DV3 - 3104; ; Calibrated: 2023/3/16
- Sensor-Surface: 0mm (Fix Surface)
- Electronics: DAE4 Sn1399; Calibrated: 2023/2/21
- Phantom: HAC Test Arch with AMCC; Type: SD HAC P01 BA;
- Measurement SW: DASY52, Version 52.10 (4);SEMCAD X Version 14.6.14 (7501)

**General Scans/z (axial) 4.2mm 50 x 50/ABM Interpolated SNR(x,y,z) (121x121x1):** Interpolated grid:

dx=1.000 mm, dy=1.000 mm

ABM1/ABM2 = 56.29 dB

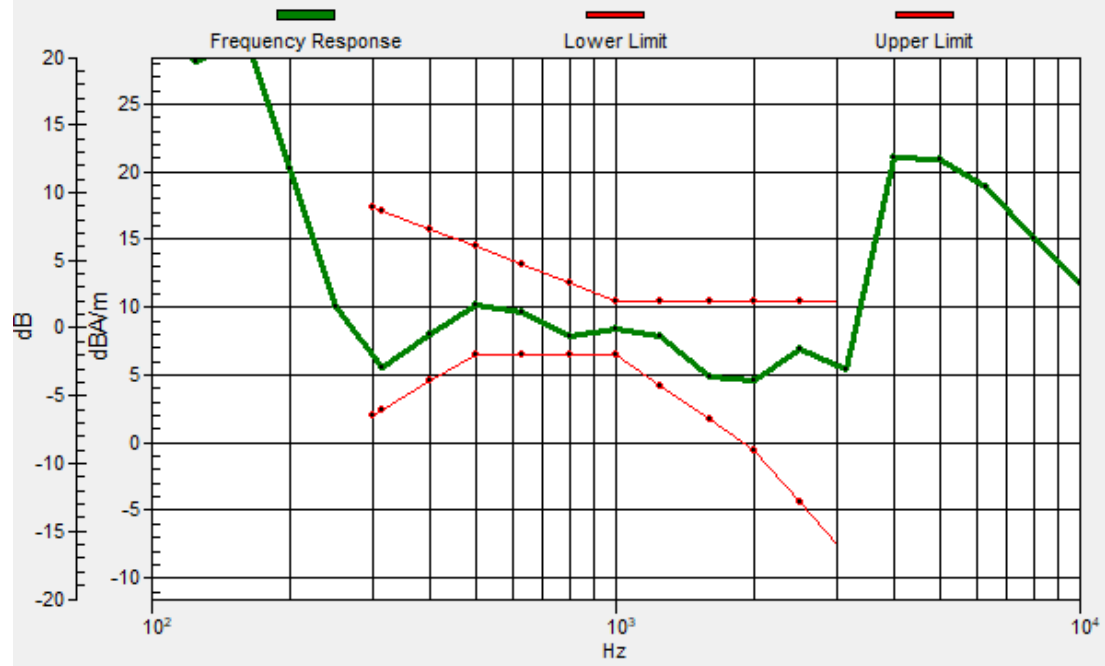
ABM1 comp = 7.71 dBA/m

Location: 4, -11, 3.7 mm



# General Scans/z (axial) wideband at best S/N/ABM Freq Resp(x,y,z,f)

Loc: 4, -10.7, 3.7 mm Diff: 1.38dB



### #05\_HAC\_T-Coil\_LTE Band 5\_10M\_QPSK\_1\_0\_Ch20525\_Transversal (Y)

Communication System: LTE ; Frequency: 836.5 MHz

Medium: Air Medium parameters used:  $\sigma = 0$  S/m,  $\epsilon_r = 1$ ;  $\rho = 0$  kg/m<sup>3</sup>

Ambient Temperature : 23.5 °C

DASY5 Configuration:

- Probe: AM1DV3 - 3104; ; Calibrated: 2023/3/16

- Sensor-Surface: 0mm (Fix Surface)

- Electronics: DAE4 Sn1399; Calibrated: 2023/2/21

- Phantom: HAC Test Arch with AMCC; Type: SD HAC P01 BA;

- Measurement SW: DASY52, Version 52.10 (4);SEMCAD X Version 14.6.14 (7501)

#### General Scans/y (transversal) 4.2mm 50 x 50/ABM Interpolated SNR(x,y,z) (121x121x1): Interpolated

grid: dx=1.000 mm, dy=1.000 mm

ABM1/ABM2 = 44.73 dB

ABM1 comp = -0.46 dBA/m

Location: 2.6, -18, 3.7 mm



### #06\_HAC\_T-Coil\_LTE Band 41\_20M\_QPSK\_1\_0\_Ch40620\_Axial (Z)

Communication System: LTE ; Frequency: 2593 MHz

Medium: Air Medium parameters used:  $\sigma = 0$  S/m,  $\epsilon_r = 1$ ;  $\rho = 0$  kg/m<sup>3</sup>

Ambient Temperature : 23.5 °C

DASY5 Configuration:

- Probe: AM1DV3 - 3104; ; Calibrated: 2023/3/16
- Sensor-Surface: 0mm (Fix Surface)
- Electronics: DAE4 Sn1399; Calibrated: 2023/2/21
- Phantom: HAC Test Arch with AMCC; Type: SD HAC P01 BA;
- Measurement SW: DASY52, Version 52.10 (4);SEMCAD X Version 14.6.14 (7501)

**General Scans/z (axial) 4.2mm 50 x 50/ABM Interpolated SNR(x,y,z) (121x121x1):** Interpolated grid:

dx=1.000 mm, dy=1.000 mm

ABM1/ABM2 = 52.42 dB

ABM1 comp = 7.78 dBA/m

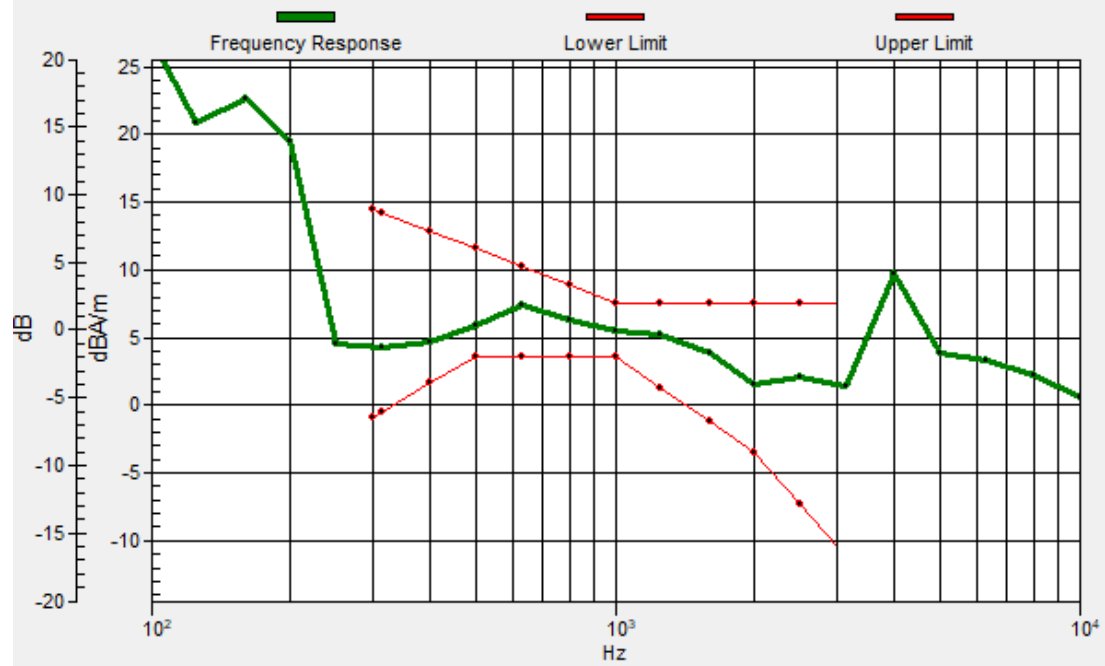
Location: 4, -10.3, 3.7 mm





# General Scans/z (axial) wideband at best S/N/ABM Freq Resp(x,y,z,f)

Loc: 4.1, -10.4, 3.7 mm Diff: 2dB



### #06\_HAC\_T-Coil\_LTE Band 41\_20M\_QPSK\_1\_0\_Ch40620\_Transversal (Y)

Communication System: LTE ; Frequency: 2593 MHz

Medium: Air Medium parameters used:  $\sigma = 0$  S/m,  $\epsilon_r = 1$ ;  $\rho = 0$  kg/m<sup>3</sup>

Ambient Temperature : 23.5 °C

DASY5 Configuration:

- Probe: AM1DV3 - 3104; ; Calibrated: 2023/3/16
- Sensor-Surface: 0mm (Fix Surface)
- Electronics: DAE4 Sn1399; Calibrated: 2023/2/21
- Phantom: HAC Test Arch with AMCC; Type: SD HAC P01 BA;
- Measurement SW: DASY52, Version 52.10 (4);SEMCAD X Version 14.6.14 (7501)

**General Scans/y (transversal) 4.2mm 50 x 50/ABM Interpolated SNR(x,y,z) (121x121x1):** Interpolated

grid: dx=1.000 mm, dy=1.000 mm

ABM1/ABM2 = 43.70 dB

ABM1 comp = -0.56 dBA/m

Location: 1.9, -18, 3.7 mm



### #07\_HAC\_T-Coil\_WLAN2.4GHz\_802.11b 1Mbps\_Ch6\_Axial (Z)

Communication System: 802.11b ; Frequency: 2437 MHz

Medium: Air Medium parameters used:  $\sigma = 0$  S/m,  $\epsilon_r = 1$ ;  $\rho = 0$  kg/m<sup>3</sup>

Ambient Temperature : 23.5 °C

DASY5 Configuration:

- Probe: AM1DV3 - 3104; ; Calibrated: 2023/3/16
- Sensor-Surface: 0mm (Fix Surface)
- Electronics: DAE4 Sn1399; Calibrated: 2023/2/21
- Phantom: HAC Test Arch with AMCC; Type: SD HAC P01 BA;
- Measurement SW: DASY52, Version 52.10 (4);SEMCAD X Version 14.6.14 (7501)

**General Scans/z (axial) 4.2mm 50 x 50 /ABM Interpolated SNR(x,y,z) (121x121x1):** Interpolated grid:

dx=1.000 mm, dy=1.000 mm

ABM1/ABM2 = 52.58 dB

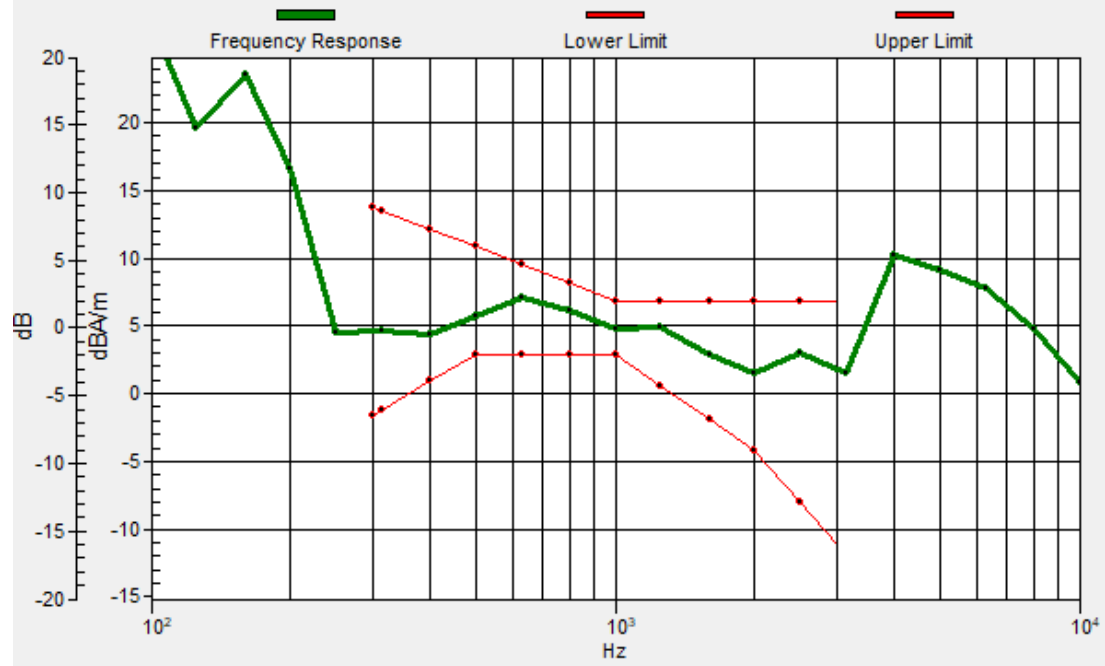
ABM1 comp = 7.08 dBA/m

Location: 4, -11, 3.7 mm



# General Scans/z (axial) wideband at best S/N/ABM Freq Resp(x,y,z,f)

Loc: 3.9, -10.9, 3.7 mm Diff: 1.89dB



### #07\_HAC\_T-Coil\_WLAN2.4GHz\_802.11b 1Mbps\_Ch6\_Transversal (Y)

Communication System: 802.11b ; Frequency: 2437 MHz

Medium: Air Medium parameters used:  $\sigma = 0$  S/m,  $\epsilon_r = 1$ ;  $\rho = 0$  kg/m<sup>3</sup>

Ambient Temperature : 23.5 °C

DASY5 Configuration:

- Probe: AM1DV3 - 3104; ; Calibrated: 2023/3/16
- Sensor-Surface: 0mm (Fix Surface)
- Electronics: DAE4 Sn1399; Calibrated: 2023/2/21
- Phantom: HAC Test Arch with AMCC; Type: SD HAC P01 BA;
- Measurement SW: DASY52, Version 52.10 (4);SEMCAD X Version 14.6.14 (7501)

#### General Scans/y (transversal) 4.2mm 50 x 50/ABM Interpolated SNR(x,y,z) (121x121x1): Interpolated

grid: dx=1.000 mm, dy=1.000 mm

ABM1/ABM2 = 44.40 dB

ABM1 comp = -0.02 dBA/m

Location: 3.3, -18.7, 3.7 mm



### #08\_HAC\_T-Coil\_WLAN5GHz\_802.11ac-VHT20\_Ch56\_Axial (Z)

Communication System: 802.11ac ; Frequency: 5280 MHz

Medium: Air Medium parameters used:  $\sigma = 0$  S/m,  $\epsilon_r = 1$ ;  $\rho = 0$  kg/m<sup>3</sup>

Ambient Temperature : 23.5 °C

DASY5 Configuration:

- Probe: AM1DV3 - 3104; ; Calibrated: 2023/3/16
- Sensor-Surface: 0mm (Fix Surface)
- Electronics: DAE4 Sn1399; Calibrated: 2023/2/21
- Phantom: HAC Test Arch with AMCC; Type: SD HAC P01 BA;
- Measurement SW: DASY52, Version 52.10 (4);SEMCAD X Version 14.6.14 (7501)

**General Scans/z (axial) 4.2mm 50 x 50/ABM Interpolated SNR(x,y,z) (121x121x1):** Interpolated grid:

dx=1.000 mm, dy=1.000 mm

ABM1/ABM2 = 54.56 dB

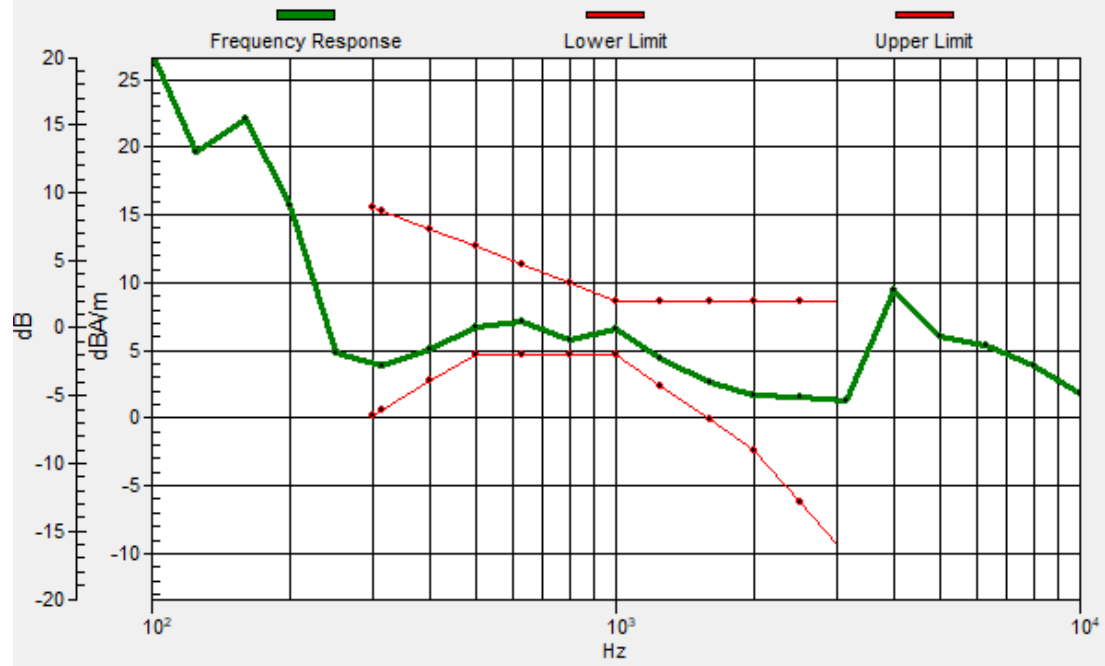
ABM1 comp = 7.72 dBA/m

Location: 4, -11, 3.7 mm



# General Scans/z (axial) wideband at best S/N/ABM Freq Resp(x,y,z,f)

Loc: 3.9, -10.7, 3.7 mm Diff: 1.16dB



### #08\_HAC\_T-Coil\_WLAN5GHz\_802.11ac-VHT20\_Ch56\_Transversal (Y)

Communication System: 802.11ac ; Frequency: 5280 MHz

Medium: Air Medium parameters used:  $\sigma = 0$  S/m,  $\epsilon_r = 1$ ;  $\rho = 0$  kg/m<sup>3</sup>

Ambient Temperature : 23.5 °C

DASY5 Configuration:

- Probe: AM1DV3 - 3104; ; Calibrated: 2023/3/16
- Sensor-Surface: 0mm (Fix Surface)
- Electronics: DAE4 Sn1399; Calibrated: 2023/2/21
- Phantom: HAC Test Arch with AMCC; Type: SD HAC P01 BA;
- Measurement SW: DASY52, Version 52.10 (4);SEMCAD X Version 14.6.14 (7501)

#### General Scans/y (transversal) 4.2mm 50 x 50/ABM Interpolated SNR(x,y,z) (121x121x1): Interpolated

grid: dx=1.000 mm, dy=1.000 mm

ABM1/ABM2 = 45.15 dB

ABM1 comp = -2.05 dBA/m

Location: 0.5, -18.7, 3.7 mm

