

Antenna Test Report

Issue date: 2023/11/02

Documented by:___

Qian Si

EQUIPMENT : **ANT**

BRAND NAME : WELLETRONICS COMMUNICATION TECHNOLOGY
CO. , LTD

MODEL NAME : P325A-MAIN-WTT
P325A-SHY-WTT

ANTENNA TYPE : PIFA

MANUFACTURE : WELLETRONICS COMMUNICATION TECHNOLOGY
CO. , LTD
F1-3, BUILDING 8, TONGFU LNDUSTRIA PARK, DALANG
LONGHUA SHENZHEN DISTRICT

Test site : **Tinno Shenzhen RD team Lab with GTS2800
chamber**

Test environment : **General test GTS 2800**

Test instrument : **5071C**

Test equipment software **GTS MaxSign-Libra**

**List of calibrated test
equipment** **GTS2800 with calibrated date: 2022/12/26**

Table of Contents

1. Antenna Placement -----	3
2. Peak Gain-----	3
3. Gain Plots -----	5
4. <u>test setup-----</u>	<u>11</u>

Antenna Report

1. Antenna Placement

ANT Number	Frequency	Other information
ANT0	700MHz-2690MHz	TRX: LB+MB+HB
ANT3	700MHz-2690MHz	DRX: LB+MB+HB
ANT4	1575MHz	GPS
ANT5	2400MHz-2500MHz	2.4G WIFI+5G WIFI
ANT6	13.56MHz±0.35MHz	NFC Size : 33mm*28mm NFC Type: Loop

2. TX Antenna Peak Gain

Test / Position	Frequency	Free Space			
		TX Antenna Peak Gain			
bands	Frequency	Ant 0	Ant 1	Ant 2	Ant 3
GSM 850	824.2-848.8MHz	-4			
GSM 900	880.2 - 914.8MHz	-3.8			
DCS 1800	1710.2-1784.8MHz	-2.5			
PCS 1900	1850.2-1909.8MHz	-2.6			
WCDMA Band 1	1922.6-1977.4MHz	-3.2			
WCDMA Band 2	1747.4 - 1782.4MHz	-2.6			
WCDMA Band 5	824-849MHz	-4			
WCDMA Band 8	902.6 - 912.4MHz	-3.8			
LTE Band 1	1920-1980MHz	-3.2			
LTE Band 2	1810-1910MHz	-2.6			
LTE Band 3	1712.5-1782.5MHz	-2.5			
LTE Band 5	824-849MHz	-4			
LTE Band 7	2500-2570MHz	-2.8			
LTE Band 8	902.5-912.5MHz	-3.8			
LTE Band 20	814-849MHz	-4			
LTE Band 28	720.5-745.5MHz	-3.9			
LTE Band 38	2570-2620MHz	-2.8			

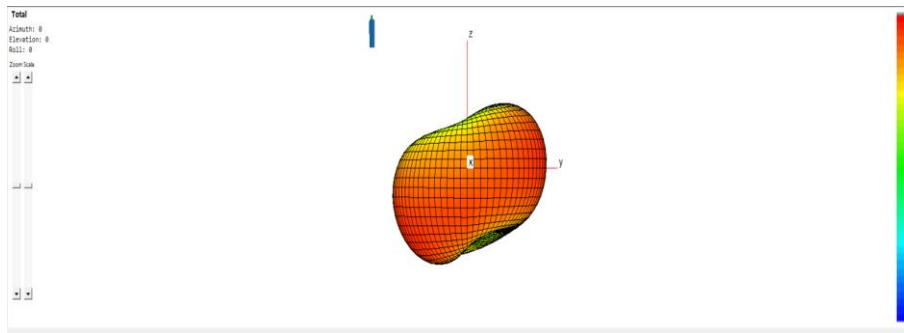
Antenna Report

LTE Band 40	2300-2400MHz	-3			
LTE Band 41	1710-1780MHz	-2.8			

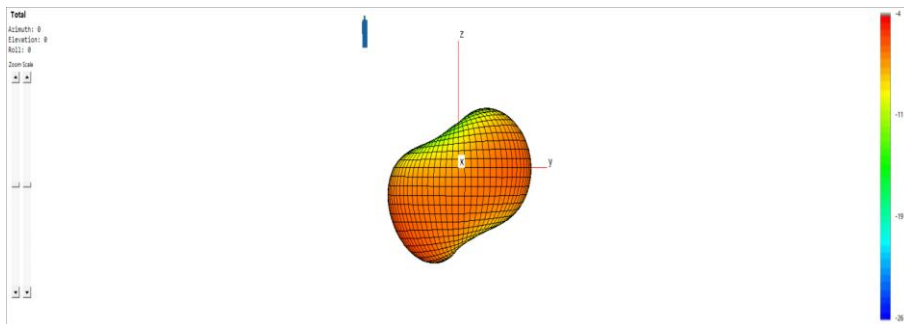
Antenna Report

Test / Position	Free Space			
bands	Frequency	TX Antenna Peak Gain		
		Ant 5		
WiFi 2.4G/BT	2400-2483.5MHz	-4.5		
WiFi 5G	5150~5250MHz	-4.5		
WiFi 5G	5250~5350MHz	-4.5		
WiFi 5G	5470~5725MHz	-4.5		
WiFi 5G	5725~5850MHz	-5		

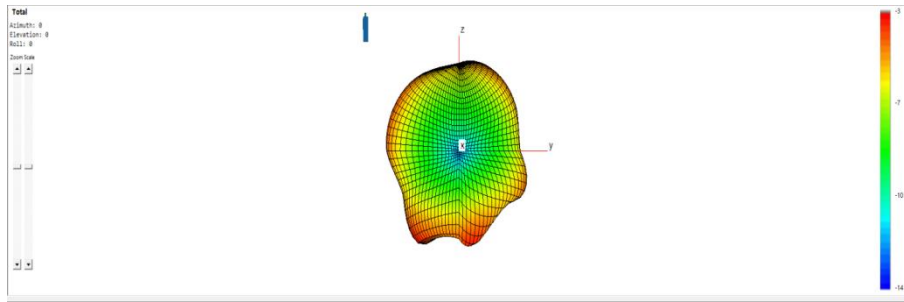
3. Gain Plots



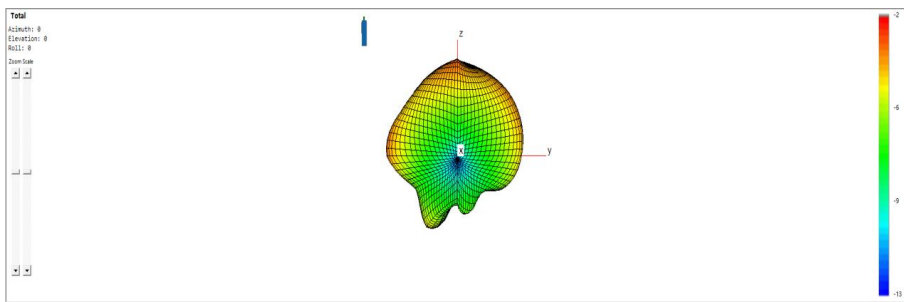
GSM 850



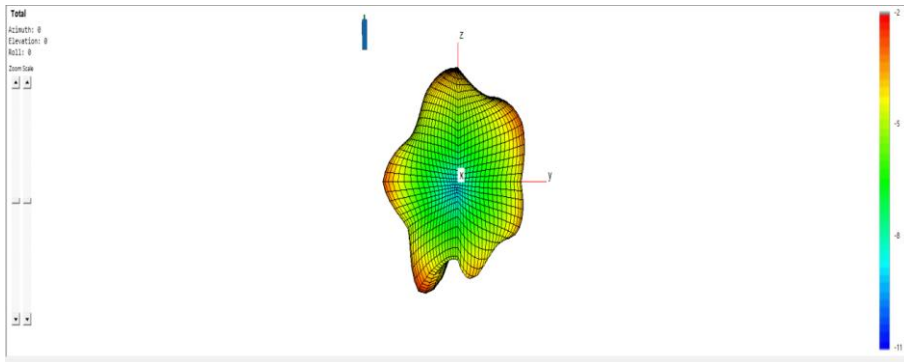
GSM 900



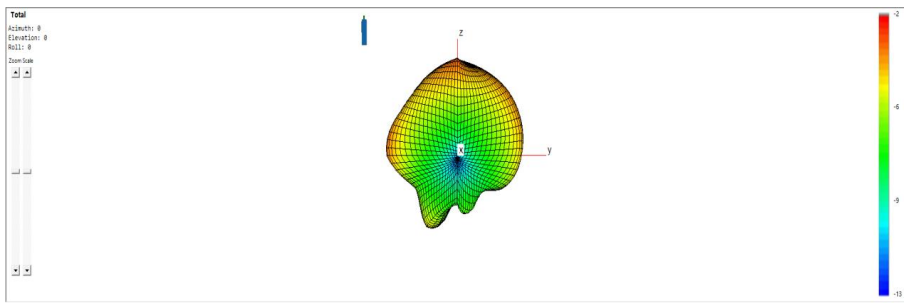
DCS 1800



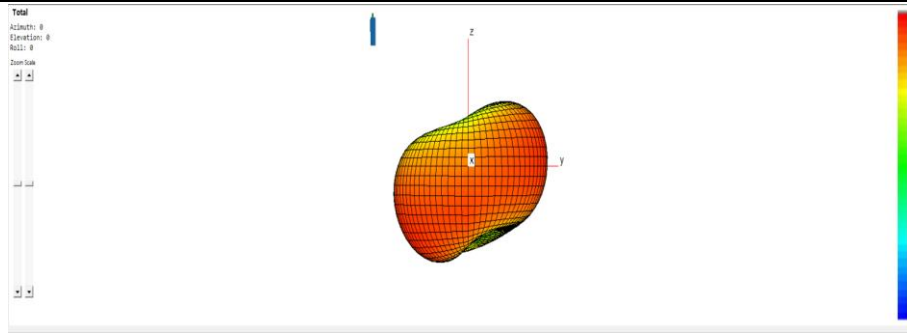
PCS 1900



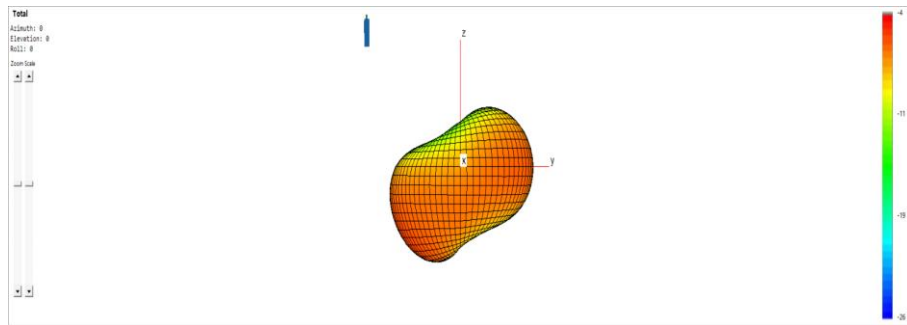
WCDMA Band I



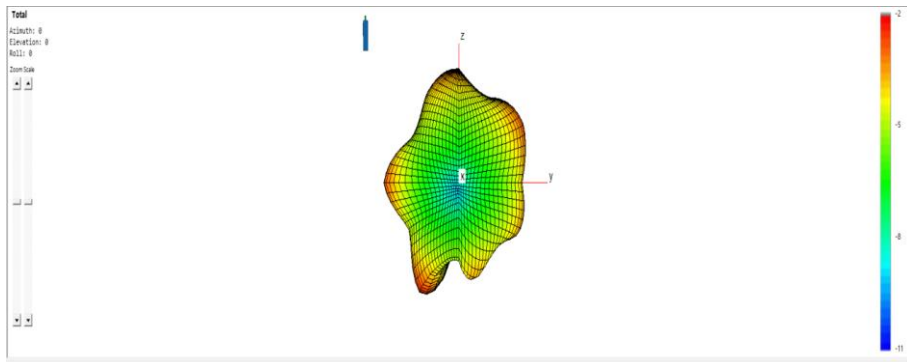
WCDMA Band 2



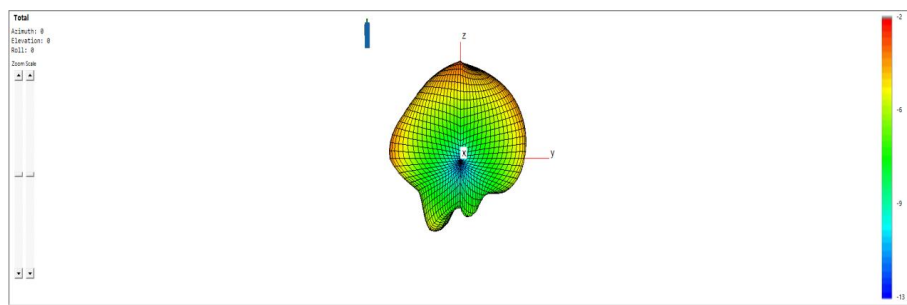
WCDMA Band 5



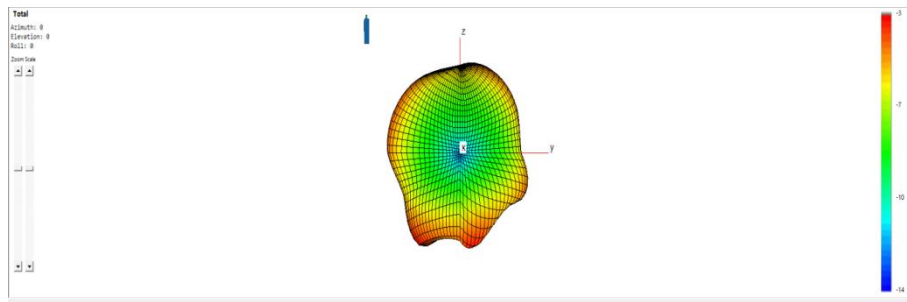
WCDMA Band 8



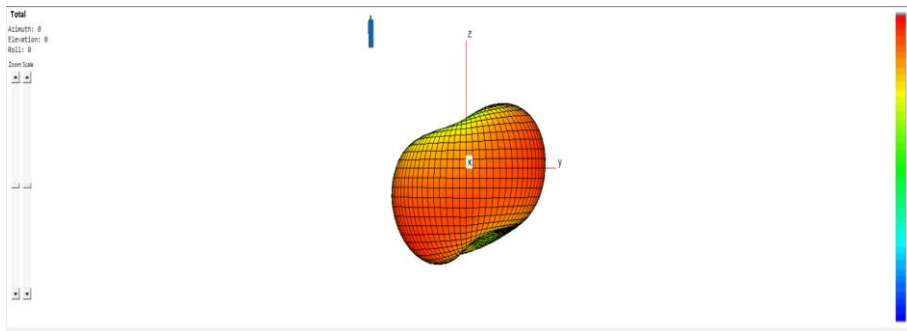
LTE Band 1



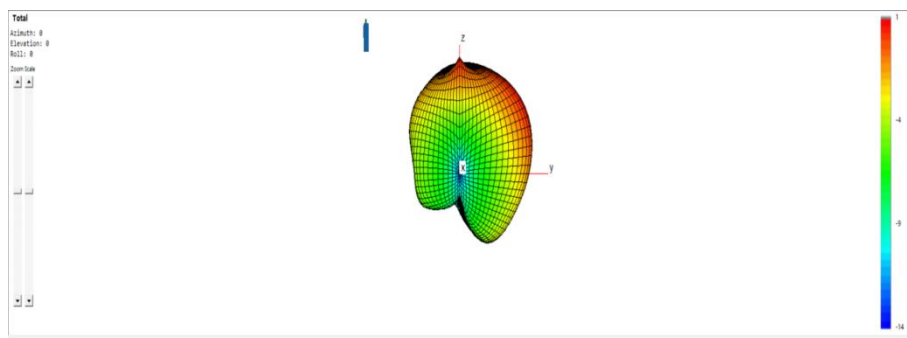
LTE Band 2



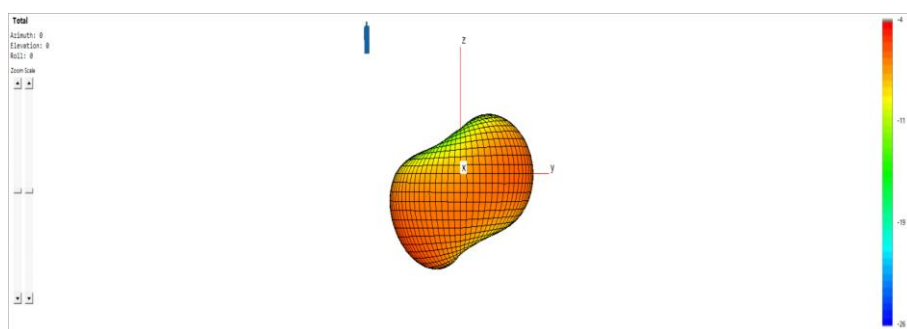
LTE Band 3



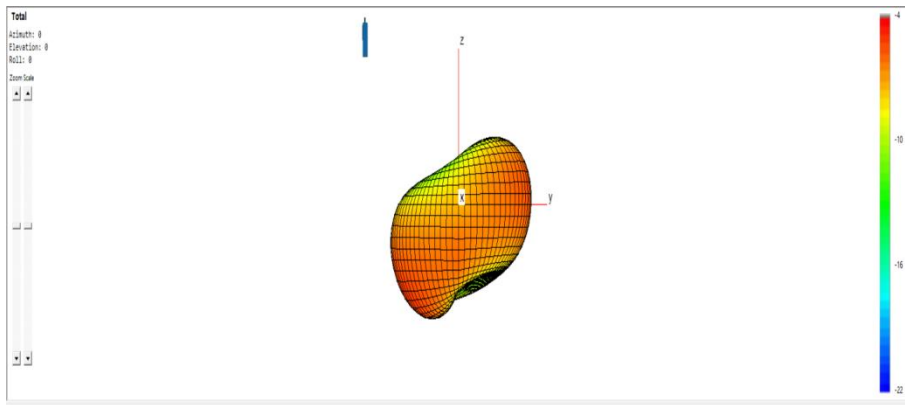
LTE Band 5



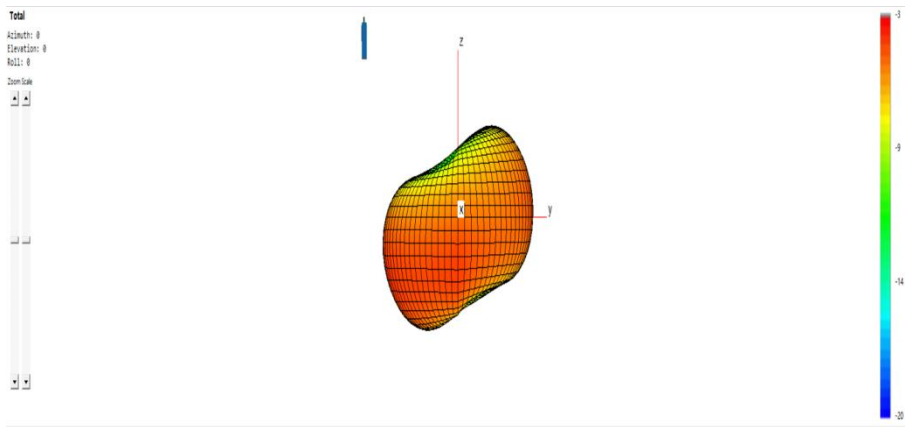
LTE BAND 7



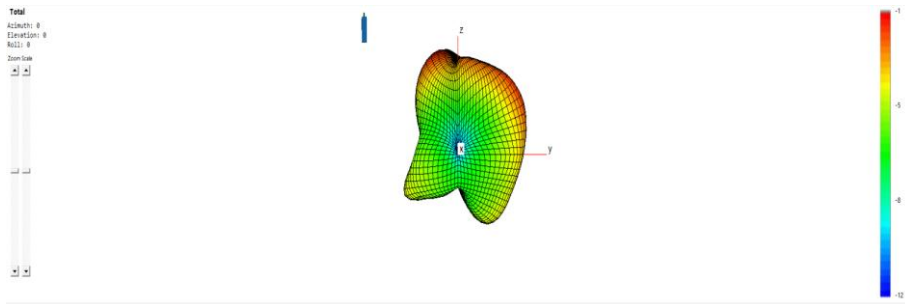
LTE BAND 8



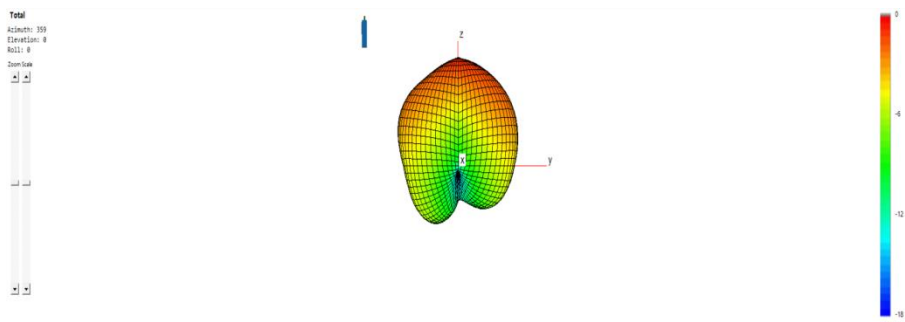
LTE BAND 20



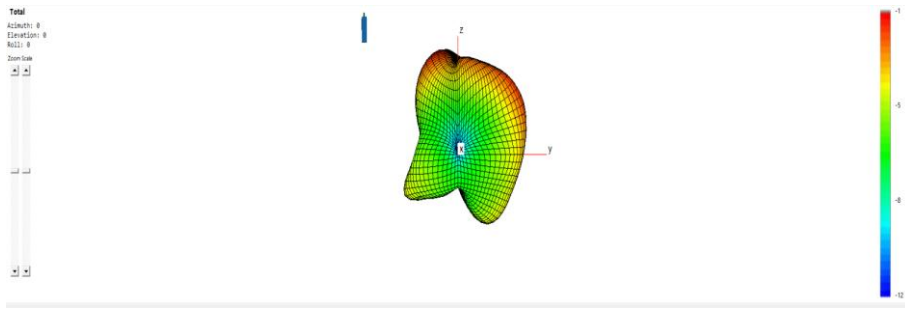
LTE BAND 28



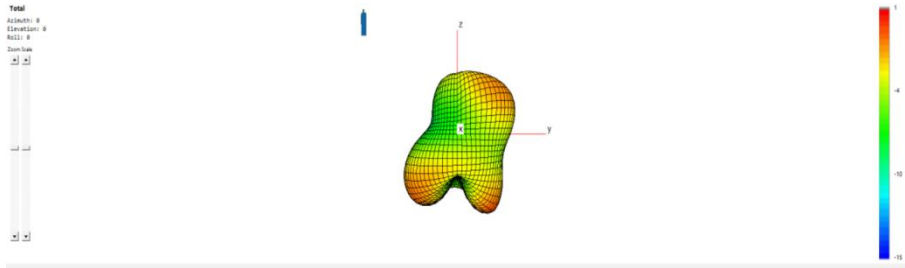
LTE BAND 38



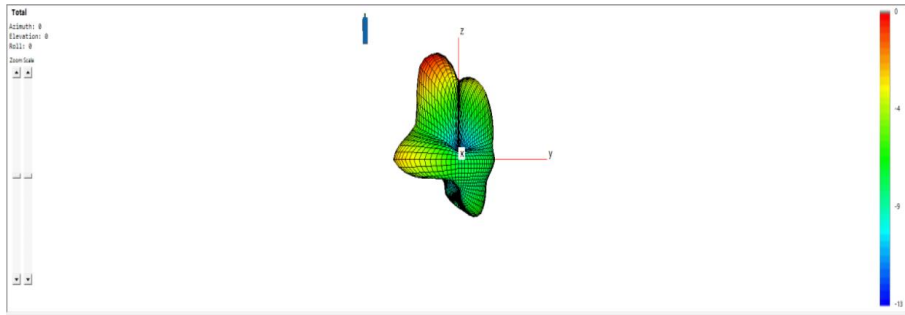
LTE BAND 40



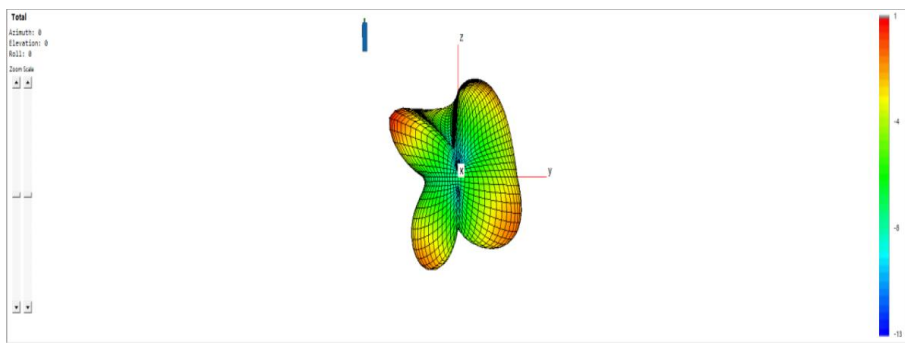
LTE BAND 41



2.4G WiFi

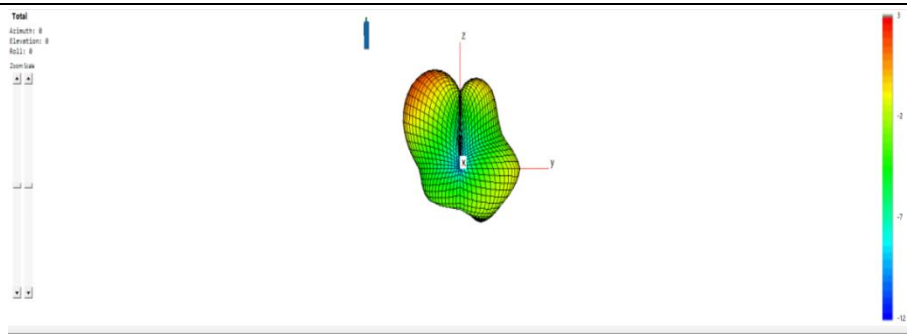


5G WIFI band 1

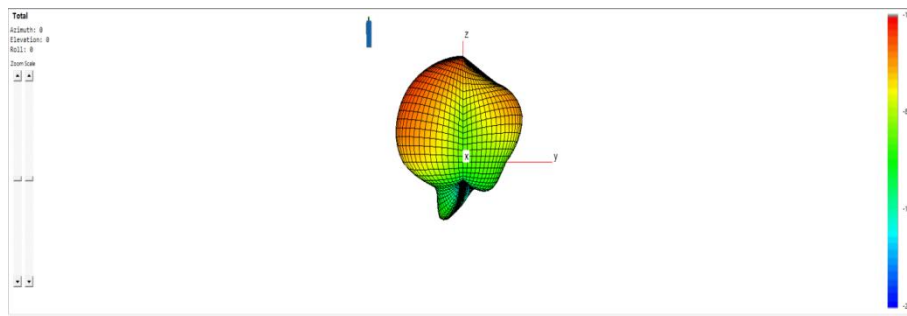


5G WIFI band 2

Antenna Report



5G WIFI band 3



5G WIFI band 4