



# FCC RF Test Report

**APPLICANT** : Motorola Mobility LLC  
**EQUIPMENT** : Mobile Cellular Phone  
**BRAND NAME** : Motorola  
**MODEL NAME** : XT2427-1  
**FCC ID** : IHDT56AN8  
**STANDARD** : FCC Part 15 Subpart C §15.247  
**CLASSIFICATION** : (DTS) Digital Transmission System  
**TEST DATE(S)** : Apr. 09, 2024 ~ May 08, 2024

We, Sporton International Inc. (Kunshan), would like to declare that the tested sample has been evaluated in accordance with the test procedures and has been in compliance with the applicable technical standards.

This report contains data that were produced under subcontract by Sporton International Inc. (Shenzhen)

The test results in this report apply exclusively to the tested model / sample. Without written approval of Sporton International Inc. (Kunshan), the test report shall not be reproduced except in full.

Jason Jia



Approved by: Jason Jia

**Sporton International Inc. (Kunshan)**

**No. 1098, Pengxi North Road, Kunshan Economic Development Zone Jiangsu Province 215300  
People's Republic of China**



# TABLE OF CONTENTS

**REVISION HISTORY..... 3**

**SUMMARY OF TEST RESULT ..... 4**

**1 GENERAL DESCRIPTION..... 5**

    1.1 Applicant ..... 5

    1.2 Manufacturer ..... 5

    1.3 Product Feature of Equipment Under Test..... 5

    1.4 Product Specification of Equipment Under Test..... 5

    1.5 Modification of EUT ..... 5

    1.6 Testing Location ..... 6

    1.7 Test Software ..... 6

    1.8 Applicable Standards..... 7

    1.9 Specification of Accessory..... 7

**2 TEST CONFIGURATION OF EQUIPMENT UNDER TEST..... 8**

    2.1 Carrier Frequency Channel ..... 8

    2.2 Test Mode..... 9

    2.3 Connection Diagram of Test System..... 10

    2.4 Support Unit used in test configuration and system ..... 11

    2.5 EUT Operation Test Setup ..... 11

    2.6 Measurement Results Explanation Example..... 11

**3 TEST RESULT ..... 12**

    3.1 6dB and 99% Bandwidth Measurement ..... 12

    3.2 Output Power Measurement..... 13

    3.3 Power Spectral Density Measurement ..... 14

    3.4 Conducted Band Edges and Spurious Emission Measurement ..... 15

    3.5 Radiated Band Edges and Spurious Emission Measurement ..... 16

    3.6 AC Conducted Emission Measurement..... 20

    3.7 Antenna Requirements ..... 22

**4 LIST OF MEASURING EQUIPMENT..... 23**

**5 MEASUREMENT UNCERTAINTY ..... 24**

**APPENDIX A. CONDUCTED TEST RESULTS**

**APPENDIX B. AC CONDUCTED EMISSION TEST RESULT**

**APPENDIX C. RADIATED SPURIOUS EMISSION**

**APPENDIX D. DUTY CYCLE PLOTS**

**APPENDIX E. SETUP PHOTOGRAPHS**



### REVISION HISTORY

REPORT NO.	VERSION	DESCRIPTION	ISSUED DATE
FR432901B	Rev. 01	Initial issue of report	May 08, 2024



### SUMMARY OF TEST RESULT

Report Section	FCC Rule	Description	Limit	Result	Remark
3.1	15.247(a)(2)	6dB Bandwidth	≥ 0.5MHz	Pass	-
3.1	-	99% Bandwidth	-	Report only	-
3.2	15.247(b)(3)	Peak Output Power	≤ 30dBm	Pass	-
3.3	15.247(e)	Power Spectral Density	≤ 8dBm/3kHz	Pass	-
3.4	15.247(d)	Conducted Band Edges and Spurious Emission	≤ 20dBc	Pass	-
3.5	15.247(d)	Radiated Band Edges and Spurious Emission	15.209(a) & 15.247(d)	Pass	Under limit 10.57 dB at 54.25 MHz
3.6	15.207	AC Conducted Emission	15.207(a)	Pass	Under limit 14.94 dB at 13.337 MHz
3.7	15.203 & 15.247(b)	Antenna Requirement	15.203 & 15.247(b)	Pass	-

**Conformity Assessment Condition:**

1. The test results (PASS/FAIL) with all measurement uncertainty excluded are presented against the regulation limits or in accordance with the requirements stipulated by the applicant/manufacturer who shall bear all the risks of non-compliance that may potentially occur if measurement uncertainty is taken into account.
2. The measurement uncertainty please refer to each test result in the section "Measurement Uncertainty"

**Disclaimer:**

The product specifications of the EUT presented in the test report that may affect the test assessments are declared by the manufacturer who shall take full responsibility for the authenticity.



# 1 General Description

## 1.1 Applicant

Motorola Mobility LLC  
222 W,Merchandise Mart Plaza, Chicago IL 60654 USA

## 1.2 Manufacturer

Motorola Mobility LLC  
222 W,Merchandise Mart Plaza, Chicago IL 60654 USA

## 1.3 Product Feature of Equipment Under Test

Product Feature	
Equipment	Mobile Cellular Phone
Brand Name	Motorola
Model Name	XT2427-1
FCC ID	IHDT56AN8
IMEI Code	Conducted: 350699730028755/350699730028763 Conduction: 350699730029571/350699730029589 Radiation: 350699730029431/350699730029449
HW Version	DVT2
SW Version	U3UO34.31
EUT Stage	Identical Prototype

Remark: The above EUT's information was declared by manufacturer. Please refer to the specifications or user's manual for more detailed description.

## 1.4 Product Specification of Equipment Under Test

Standards-related Product Specification	
Tx/Rx Frequency Range	2402 MHz ~ 2480 MHz
Number of Channels	40
Carrier Frequency of Each Channel	40 Channel (37 hopping + 3 advertising channel)
Maximum Output Power to Antenna	BLE 1Mbps: 11.39 dBm (0.0138 W) BLE 2Mbps: 11.75 dBm (0.0150 W)
99% Occupied Bandwidth	BLE 1Mbps: 1.027 MHz BLE 2Mbps: 2.042 MHz
Antenna Type / Gain	IFA Antenna type with gain -5.2 dBi
Type of Modulation	Bluetooth LE : GFSK

## 1.5 Modification of EUT

No modifications are made to the EUT during all test items.



### 1.6 Testing Location

Sporton International Inc. (Kunshan) is accredited to ISO/IEC 17025:2017 by American Association for Laboratory Accreditation with Certificate Number 5145.02.

<b>Test Firm</b>	Sporton International Inc. (Kunshan)		
<b>Test Site Location</b>	No. 1098, Pengxi North Road, Kunshan Economic Development Zone Jiangsu Province 215300 People's Republic of China TEL : +86-512-57900158		
<b>Test Site No.</b>	<b>Sporton Site No.</b>	<b>FCC Designation No.</b>	<b>FCC Test Firm Registration No.</b>
	CO01-KS TH01-KS	CN1257	314309

Sporton International Inc. (ShenZhen) is accredited to ISO/IEC 17025:2017 by American Association for Laboratory Accreditation with Certificate Number 5145.01.

<b>Test Firm</b>	Sporton International Inc. (ShenZhen)		
<b>Test Site Location</b>	101, 1st Floor, Block B, Building 1, No. 2, Tengfeng 4th Road, Fenghuang Community, Fuyong Street, Baoan District, Shenzhen City, Guangdong Province 518103 People's Republic of China TEL: +86-755-86066985		
<b>Test Site No.</b>	<b>Sporton Site No.</b>	<b>FCC Designation No.</b>	<b>FCC Test Firm Registration No.</b>
	03CH04-SZ	CN1256	421272

Note: Test data subcontracted: Radiated Spurious Emission test case in section 3.5 of this report.

### 1.7 Test Software

Item	Site	Manufacturer	Name	Version
1.	TH01-KS	Tonscend	JS1120-3 test system China_210602	3.3.10
2.	CO01-KS	AUDIX	E3	6.2009-8-24
3.	03CH04-SZ	AUDIX	E3	6.2009-8-24



### 1.8 Applicable Standards

According to the specifications of the manufacturer, the EUT must comply with the requirements of the following standards:

- ♦ 47 CFR Part 15 Subpart C §15.247
- ♦ FCC KDB 558074 D01 15.247 Meas Guidance v05r02
- ♦ ANSI C63.10-2013

**Remark:**

1. All test items were verified and recorded according to the standards and without any deviation during the test.
2. This EUT has also been tested and complied with the requirements of FCC Part 15, Subpart B, recorded in a separate test report.

### 1.9 Specification of Accessory

Specification of Accessory				
AC Adapter 1(US)	Brand Name	Motorola(chenyang)	Model Name	MC-331
AC Adapter 1(EU)	Brand Name	Motorola(chenyang)	Model Name	MC-332
AC Adapter 1(AU)	Brand Name	Motorola(chenyang)	Model Name	MC-335
AC Adapter 1(AR)	Brand Name	Motorola(chenyang)	Model Name	MC-336
AC Adapter 1(BR)	Brand Name	Motorola(chenyang)	Model Name	MC-337
AC Adapter 2(US)	Brand Name	Motorola(AOHAI)	Model Name	MC-331
AC Adapter 2(EU)	Brand Name	Motorola(AOHAI)	Model Name	MC-332
AC Adapter 2(UK)	Brand Name	Motorola(AOHAI)	Model Name	MC-333
AC Adapter 2(IN)	Brand Name	Motorola(AOHAI)	Model Name	MC-334
AC Adapter 3(IN)	Brand Name	Motorola(Salcomp)	Model Name	MC-334
AC Adapter 3(CHILE)	Brand Name	Motorola(Salcomp)	Model Name	MC-339
AC Adapter 3(KR)	Brand Name	Motorola(Salcomp)	Model Name	MC-330
AC Adapter 4(IN)	Brand Name	Motorola(XIHI)	Model Name	MC-334
Battery 1	Brand Name	Motorola(SCUD)	Model Name	QE50
Battery 2	Brand Name	Motorola(COSMX)	Model Name	QE50
USB Cable 1	Brand Name	hexin	Model Name	S928E21807
USB Cable 2	Brand Name	chuantuo	Model Name	S928E21806
Earphone	Brand Name	Motorola(Lyand)	Model Name	MI181C



## 2 Test Configuration of Equipment Under Test

### 2.1 Carrier Frequency Channel

Frequency Band	Channel	Freq. (MHz)	Channel	Freq. (MHz)
2400-2483.5 MHz	0	2402	21	2444
	1	2404	22	2446
	2	2406	23	2448
	3	2408	24	2450
	4	2410	25	2452
	5	2412	26	2454
	6	2414	27	2456
	7	2416	28	2458
	8	2418	29	2460
	9	2420	30	2462
	10	2422	31	2464
	11	2424	32	2466
	12	2426	33	2468
	13	2428	34	2470
	14	2430	35	2472
	15	2432	36	2474
	16	2434	37	2476
	17	2436	38	2478
	18	2438	39	2480
	19	2440	-	-
20	2442	-	-	





## 2.2 Test Mode

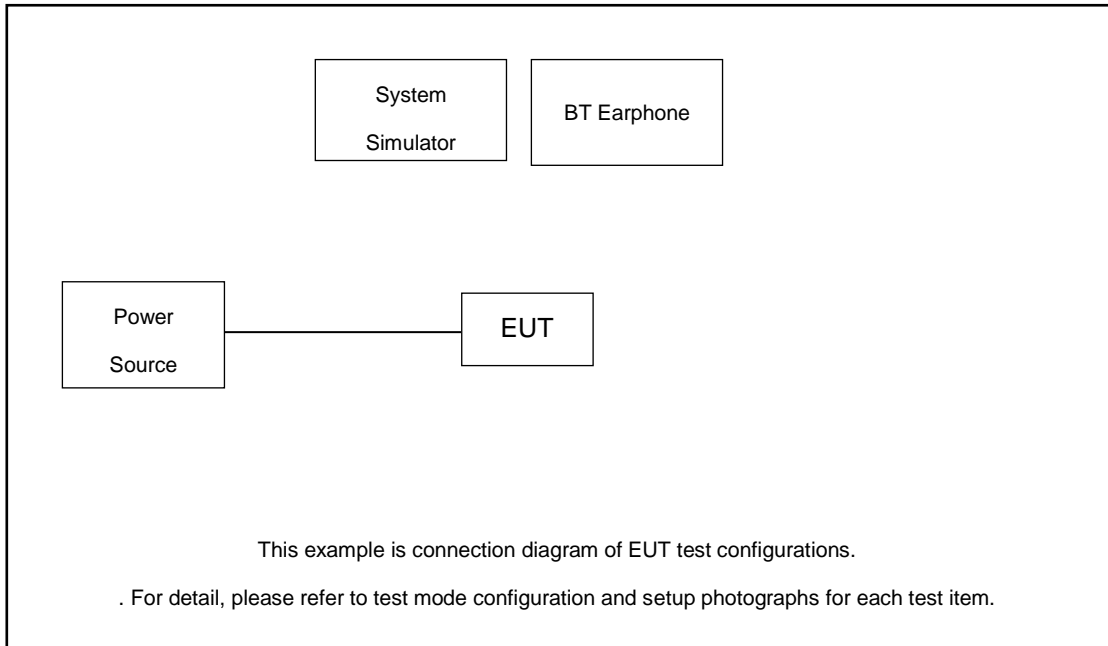
- a. The EUT has been associated with peripherals and configuration operated in a manner tended to maximize its emission characteristics in a typical application. Frequency range investigated: conduction emission (150 kHz to 30 MHz), radiation emission (9 kHz to the 10th harmonic of the highest fundamental frequency or to 40 GHz, whichever is lower). For radiated measurement, pre-scanned in three orthogonal panels, X, Y, Z. The worst cases (Z plane) were recorded in this report.
- b. AC power line Conducted Emission was tested under maximum output power.

The following summary table is showing all test modes to demonstrate in compliance with the standard.

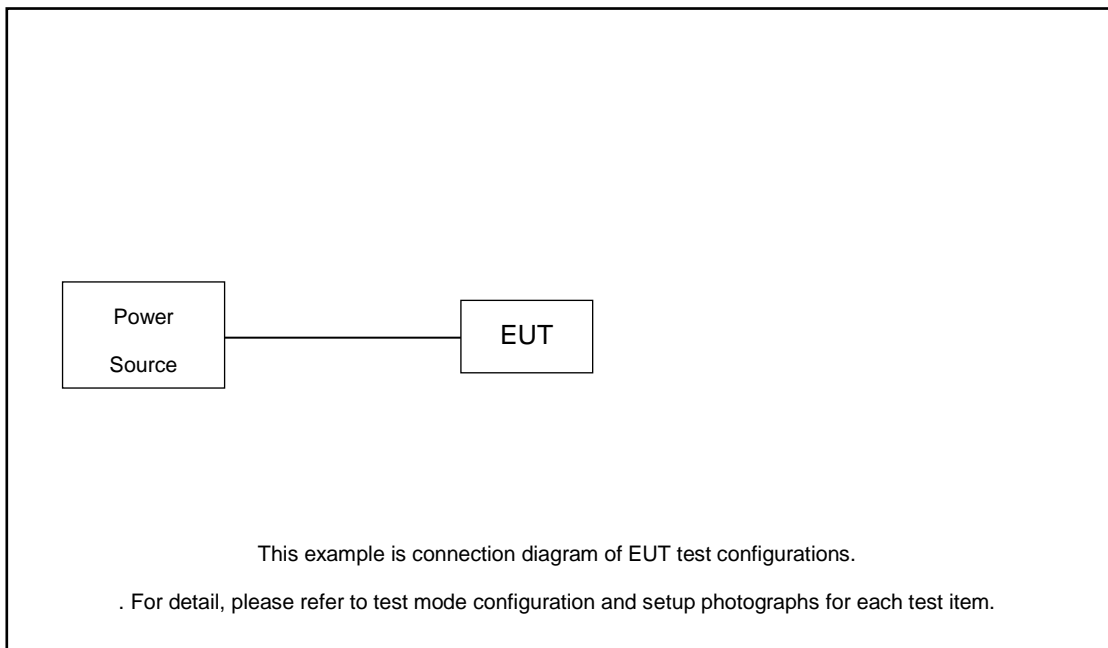
Summary table of Test Cases	
Test Item	Data Rate / Modulation
	Bluetooth – LE / GFSK
<b>Conducted TCs</b>	Mode 1: Bluetooth Tx CH00_2402 MHz_BLE 1Mbps Mode 2: Bluetooth Tx CH19_2440 MHz_BLE 1Mbps Mode 3: Bluetooth Tx CH39_2480 MHz_BLE 1Mbps Mode 4: Bluetooth Tx CH00_2402 MHz _BLE 2Mbps Mode 5: Bluetooth Tx CH19_2440 MHz _BLE 2Mbps Mode 6: Bluetooth Tx CH39_2480 MHz _BLE 2Mbps
<b>Radiated TCs</b>	Mode 1: Bluetooth Tx CH00_2402 MHz_BLE 1Mbps Mode 2: Bluetooth Tx CH19_2440 MHz_BLE 1Mbps Mode 3: Bluetooth Tx CH39_2480 MHz_BLE 1Mbps Mode 4: Bluetooth Tx CH00_2402 MHz _BLE 2Mbps Mode 5: Bluetooth Tx CH19_2440 MHz _BLE 2Mbps Mode 6: Bluetooth Tx CH39_2480 MHz _BLE 2Mbps
<b>AC Conducted Emission</b>	Mode 1: GSM 850 Idle + Bluetooth Link + WLAN Link (2.4G) + USB Cable 2(Charging from Adapter 3)
<b>Remark:</b> For Radiated Test Cases, The tests were performance with Adapter and USB Cable.	

## 2.3 Connection Diagram of Test System

AC Conducted Emission:



Radiated Emission:



## 2.4 Support Unit used in test configuration and system

Item	Equipment	Trade Name	Model Name	FCC ID	Data Cable	Power Cord
1.	Bluetooth Earphone	Lenovo	thinkplus-BH3	N/A	N/A	N/A
2.	LTE Base Station	Anritus	MT8821C	N/A	N/A	Unshielded,1.8m
3.	Notebook	Lenovo	G480	QDS-BRCM1050I	N/A	shielded cable DC O/P 1.8m , Unshielded AC I/P cable 1.8m
4.	WLAN AP	D-link	DIR-655	KA21R655B1	N/A	Unshielded,1.8m

## 2.5 EUT Operation Test Setup

For BLE function, the engineering test program was provided and enabled to make EUT continuous transmit.

For AC power line conducted emissions, the EUT was set to connect with the WLAN AP under large package sizes transmission.

## 2.6 Measurement Results Explanation Example

**For all conducted test items:**

The offset level is set in the spectrum analyzer to compensate the RF cable loss and attenuator factor between EUT conducted output port and spectrum analyzer. With the offset compensation, the spectrum analyzer reading level is exactly the EUT RF output level.

Example :

The spectrum analyzer offset is derived from RF cable loss and attenuator factor.

*Offset = RF cable loss + attenuator factor.*

Following shows an offset computation example with cable loss 2.39 dB and 10dB attenuator.

$$\begin{aligned}
 \text{Offset(dB)} &= \text{RF cable loss(dB)} + \text{attenuator factor(dB)}. \\
 &= 2.39 + 10 = 12.39 \text{ (dB)}
 \end{aligned}$$

### 3 Test Result

#### 3.1 6dB and 99% Bandwidth Measurement

##### 3.1.1 Limit of 6dB and 99% Bandwidth

The minimum 6 dB bandwidth shall be at least 500 kHz.

##### 3.1.2 Measuring Instruments

The section 4.0 of List of Measuring Equipment of this test report is used for test.

##### 3.1.3 Test Procedures

1. The testing follows ANSI C63.10-2013 clause 11.8
2. The RF output of EUT was connected to the spectrum analyzer by RF cable and attenuator. The path loss was compensated to the results for each measurement.
3. Set to the maximum power setting and enable the EUT transmit continuously.
4. Make the measurement with the spectrum analyzer's resolution bandwidth (RBW) = 100 kHz. Set the Video bandwidth (VBW) = 300 kHz. In order to make an accurate measurement. The 6 dB bandwidth must be greater than 500 kHz.
5. For 99% Bandwidth Measurement, the spectrum analyzer's resolution bandwidth (RBW) is set 1% to 5% of the 99% OBW and the VBW is set to 3 times of the RBW.
6. Measure and record the results in the test report.

##### 3.1.4 Test Setup



##### 3.1.5 Test Result of 6dB and 99% Occupied Bandwidth

Please refer to Appendix A.

## 3.2 Output Power Measurement

### 3.2.1 Limit of Output Power

For systems using digital modulation in the 2400-2483.5MHz, the limit for peak output power is 30dBm. If transmitting antenna of directional gain greater than 6dBi is used, the peak output power from the intentional radiator shall be reduced below the above stated value by the amount in dB that the directional gain of the antenna exceeds 6 dBi. In case of point-to-point operation, the limit has to be reduced by 1dB for every 3dB that the directional gain of the antenna exceeds 6dBi.

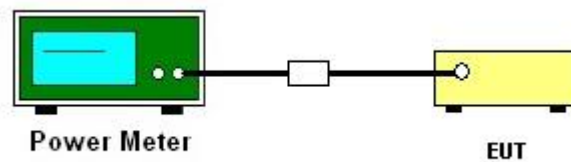
### 3.2.2 Measuring Instruments

The section 4.0 of List of Measuring Equipment of this test report is used for test.

### 3.2.3 Test Procedures

1. The testing follows the Measurement Procedure of ANSI C63.10-2013 clause 11.9.1.3 PKPM1 Peak power meter or ANSI C63.10-2013 clause 11.9.2.3.1 Method AVGPM method.
2. The RF output of EUT was connected to the power meter by RF cable and attenuator. The path loss was compensated to the results for each measurement.
3. Set to the maximum power setting and enable the EUT transmit continuously.
4. Measure the conducted output power and record the results in the test report.

### 3.2.4 Test Setup



### 3.2.5 Test Result of Peak Output Power

Please refer to Appendix A.

### 3.2.6 Test Result of Average Output Power (Reporting Only)

Please refer to Appendix A.

### 3.3 Power Spectral Density Measurement

#### 3.3.1 Limit of Power Spectral Density

The peak power spectral density shall not be greater than 8dBm in any 3kHz band at any time interval of continuous transmission.

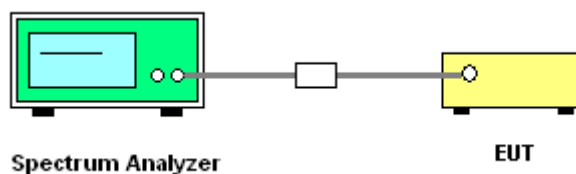
#### 3.3.2 Measuring Instruments

The section 4.0 of List of Measuring Equipment of this test report is used for test.

#### 3.3.3 Test Procedures

1. The testing follows Measurement Procedure of ANSI C63.10-2013 clause 11.10.2 Method PKPSD.
2. The RF output of EUT was connected to the spectrum analyzer by RF cable and attenuator. The path loss was compensated to the results for each measurement.
3. Set to the maximum power setting and enable the EUT transmit continuously.
4. Make the measurement with the spectrum analyzer's resolution bandwidth (RBW) = 3 kHz. Video bandwidth VBW = 10 kHz In order to make an accurate measurement, set the span to 1.5 times DTS Channel Bandwidth. (6dB BW)
5. Detector = peak, Sweep time = auto couple, Trace mode = max hold, Allow trace to fully stabilize. Use the peak marker function to determine the maximum power level.
6. Measure and record the results in the test report.
7. The Measured power density (dBm)/ 100kHz is a reference level and used as 20dBc down limit line for Conducted Band Edges and Conducted Spurious Emission.

#### 3.3.4 Test Setup



#### 3.3.5 Test Result of Power Spectral Density

Please refer to Appendix A.

## 3.4 Conducted Band Edges and Spurious Emission Measurement

### 3.4.1 Limit of Conducted Band Edges and Spurious Emission

All harmonics/spurious must be at least 20 dB down from the highest emission level within the authorized band.

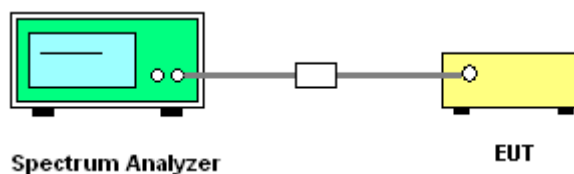
### 3.4.2 Measuring Instruments

The section 4.0 of List of Measuring Equipment of this test report is used for test.

### 3.4.3 Test Procedure

1. The testing follows ANSI C63.10-2013 clause 11.13
2. The RF output of EUT was connected to the spectrum analyzer by RF cable and attenuator. The path loss was compensated to the results for each measurement.
3. Set to the maximum power setting and enable the EUT transmit continuously.
4. Set RBW = 100 kHz, VBW=300 kHz, Peak Detector. Unwanted Emissions measured in any 100 kHz bandwidth outside of the authorized frequency band shall be attenuated by at least 20 dB relative to the maximum in-band peak PSD level in 100 kHz when maximum peak conducted output power procedure is used. If the transmitter complies with the conducted power limits based on the use of RMS averaging over a time interval, the attenuation required under this paragraph shall be 30 dB instead of 20 dB.
5. Measure and record the results in the test report.
6. The RF fundamental frequency should be excluded against the limit line in the operating frequency band.

### 3.4.4 Test Setup



### 3.4.5 Test Result of Conducted Band Edges Plots

Please refer to Appendix A.

### 3.4.6 Test Result of Conducted Spurious Emission Plots

Please refer to Appendix A.



### 3.5 Radiated Band Edges and Spurious Emission Measurement

#### 3.5.1 Limit of Radiated Band Edges and Spurious Emission

In any 100 kHz bandwidth outside the intentional radiator frequency band, all harmonics/spurious must be at least 20 dB below the highest emission level within the authorized band. If the output power of this device was measured by spectrum analyzer, the attenuation under this paragraph shall be 30 dB instead of 20 dB. In addition, radiated emissions which fall in the restricted bands must also comply with the limits as below.

Frequency (MHz)	Field Strength (microvolts/meter)	Measurement Distance (meters)
0.009 – 0.490	2400/F(kHz)	300
0.490 – 1.705	24000/F(kHz)	30
1.705 – 30.0	30	30
30 – 88	100	3
88 – 216	150	3
216 - 960	200	3
Above 960	500	3

#### 3.5.2 Measuring Instruments

The section 4.0 of List of Measuring Equipment of this test report is used for test.



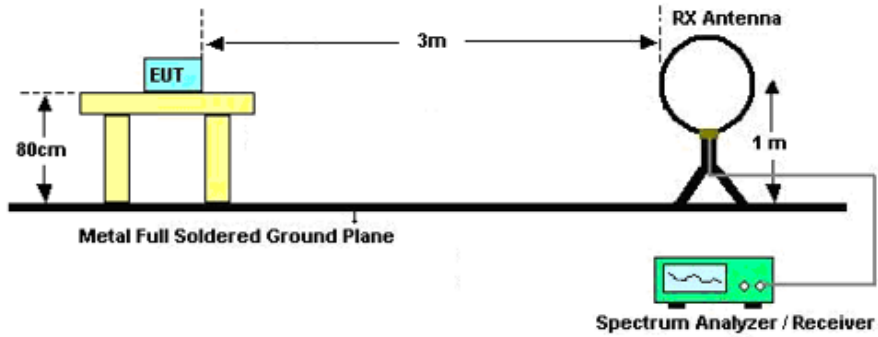


### 3.5.3 Test Procedures

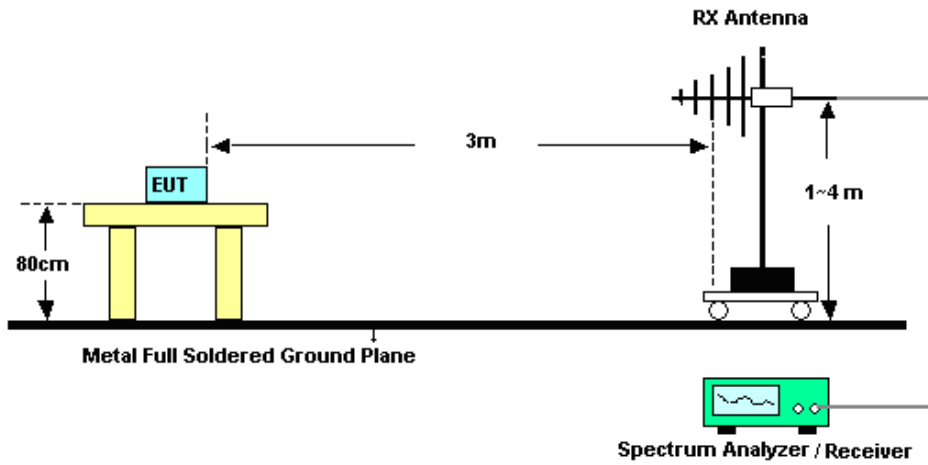
1. The testing follows ANSI C63.10-2013 clause 11.11 & 11.12
2. The EUT was arranged to its worst case and then tune the antenna tower (from 1 m to 4 m) and turntable (from 0 degree to 360 degrees) to find the maximum reading. A pre-amp and a high pass filter are used for the test in order to get better signal level.
3. The EUT was placed on a turntable with 0.8 meter for frequency below 1GHz and 1.5 meter for frequency above 1GHz respectively above ground.
4. The EUT was set 3 meters from the interference receiving antenna, which was mounted on the top of a variable height antenna tower.
5. Corrected Reading: Antenna Factor + Cable Loss + Read Level - Preamp Factor = Level
6. For testing below 1GHz, if the emission level of the EUT in peak mode was 3 dB lower than the limit specified, then peak values of EUT will be reported, otherwise, the emissions will be repeated one by one using the CISPR quasi-peak method and reported.
7. For testing above 1GHz, the emission level of the EUT in peak mode was 20dB lower than peak limit (that means the emission level in average mode also complies with the limit in average mode), then peak values of EUT will be reported, otherwise, the emissions will be measured in average mode again and reported.
8. Use the following spectrum analyzer settings:
  - (1) Span shall wide enough to fully capture the emission being measured;
  - (2) Set RBW=100 kHz for  $f < 1$  GHz;  $VBW \geq RBW$ ; Sweep = auto; Detector function = peak; Trace = max hold;
  - (3) Set RBW = 1 MHz, VBW= 3MHz for  $f \geq 1$  GHz for peak measurement.  
For average measurement:
    - $VBW = 10$  Hz, when duty cycle is no less than 98 percent.
    - $VBW \geq 1/T$ , when duty cycle is less than 98 percent where T is the minimum transmission duration over which the transmitter is on and is transmitting at its maximum power control level for the tested mode of operation.

### 3.5.4 Test Setup

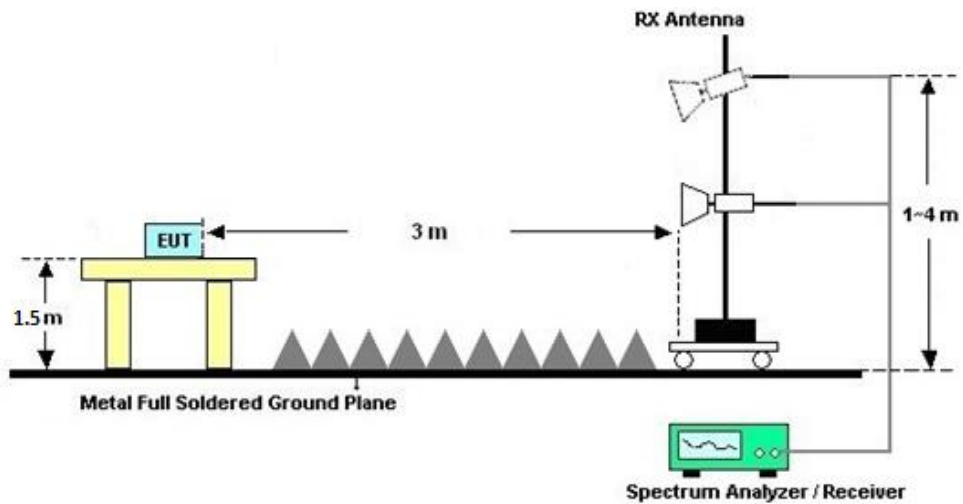
For radiated emissions below 30MHz



For radiated emissions from 30MHz to 1GHz



For radiated emissions above 1GHz





### **3.5.5 Test Results of Radiated Spurious Emissions (9 kHz ~ 30 MHz)**

The low frequency, which started from 9 kHz to 30MHz, was pre-scanned and the result which was 20dB lower than the limit line was not reported.

There is a comparison data of both open-field test site and semi-Anechoic chamber, and the result came out very similar.

### **3.5.6 Test Result of Radiated Spurious at Band Edges**

Please refer to Appendix C.

### **3.5.7 Duty Cycle**

Please refer to Appendix D.

### **3.5.8 Test Result of Radiated Spurious Emission (30MHz ~ 10th Harmonic or 40GHz, whichever is lower)**

Please refer to Appendix C.



### 3.6 AC Conducted Emission Measurement

#### 3.6.1 Limit of AC Conducted Emission

For equipment that is designed to be connected to the public utility (AC) power line, the radio frequency voltage that is conducted back onto the AC power line on any frequency or frequencies within the band 150 kHz to 30 MHz shall not exceed the limits in the following table.

Frequency of emission (MHz)	Conducted limit (dBµV)	
	Quasi-peak	Average
0.15-0.5	66 to 56*	56 to 46*
0.5-5	56	46
5-30	60	50

\*Decreases with the logarithm of the frequency.

#### 3.6.2 Measuring Instruments

The section 4.0 of List of Measuring Equipment of this test report is used for test.

#### 3.6.3 Test Procedures

1. The EUT was placed 0.4 meter from the conducting wall of the shielding room was kept at least 80 centimeters from any other grounded conducting surface.
2. Connect EUT to the power mains through a line impedance stabilization network (LISN).
3. All the support units are connecting to the other LISN.
4. The LISN provides 50 ohm coupling impedance for the measuring instrument.
5. The FCC states that a 50 ohm, 50 microhenry LISN should be used.
6. Both sides of AC line were checked for maximum conducted interference.
7. The frequency range from 150 kHz to 30 MHz was searched.
8. Set the test-receiver system to Peak Detect Function and specified bandwidth (IF Bandwidth = 9kHz) with Maximum Hold Mode. Then measurement is also conducted by Average Detector and Quasi-Peak Detector Function respectively.

### 3.6.4 Test Setup



### 3.6.5 Test Result of AC Conducted Emission

Please refer to Appendix B.



## **3.7 Antenna Requirements**

### **3.7.1 Standard Applicable**

If directional gain of transmitting antennas is greater than 6dBi, the power shall be reduced by the same level in dB comparing to gain minus 6dBi. The use of a permanently attached antenna or of an antenna that uses a unique coupling to the intentional radiator shall be considered sufficient to comply with the rule.

### **3.7.2 Antenna Anti-Replacement Construction**

An embedded-in antenna design is used.

### **3.7.3 Antenna Gain**

The antenna peak gain of EUT is less than 6 dBi. Therefore, it is not necessary to reduce maximum peak output power limit.



## 4 List of Measuring Equipment

Instrument	Manufacturer	Model No.	Serial No.	Characteristics	Calibration Date	Test Date	Due Date	Remark
EMI Receiver	R&S	ESCI7	100768	9kHz~7GHz;	May 16, 2023	May 08, 2024	May 15, 2024	Conduction (CO01-KS)
AC LISN (for auxiliary equipment)	MessTec	AN3016	060103	9kHz~30MHz	Oct. 11, 2023	May 08, 2024	Oct. 10, 2024	Conduction (CO01-KS)
AC LISN	MessTec	AN3016	060105	9kHz~30MHz	May 16, 2023	May 08, 2024	May 15, 2024	Conduction (CO01-KS)
AC Power Source	Chroma	61602	ABP00000 0811	AC 0V~300V, 45Hz~1000Hz	Oct. 11, 2023	May 08, 2024	Oct. 10, 2024	Conduction (CO01-KS)
Spectrum Analyzer	R&S	FSV40	101040	10Hz~40GHz	Oct. 11, 2023	Apr. 09, 2024	Oct. 10, 2024	Conducted (TH01-KS)
Pulse Power Sensor	Anritsu	MA2411B	0917070	300MHz~40GHz	Jan. 02, 2024	Apr. 09, 2024	Jan. 01, 2025	Conducted (TH01-KS)
Power Meter	Anritsu	ML2495A	1005002	50MHz Bandwidth	Jan. 02, 2024	Apr. 09, 2024	Jan. 01, 2025	Conducted (TH01-KS)
EMI Test Receiver	R&S	ESR7	101404	9kHz~7GHz	Oct. 18, 2023	Apr. 13, 2024~ Apr. 16, 2024	Oct. 17, 2024	Radiation (03CH04-SZ)
EXA Spectrum Analyzer	KEYSIGHT	N9010A	MY551502 13	10Hz~44GHz	Jul. 07, 2023	Apr. 13, 2024~ Apr. 16, 2024	Jul. 06, 2024	Radiation (03CH04-SZ)
Loop Antenna	R&S	HFH2-Z2	100354	9kHz~30MHz	Jun. 28, 2022	Apr. 13, 2024~ Apr. 16, 2024	Jun. 27, 2024	Radiation (03CH04-SZ)
Bilog Antenna	TeseQ	CBL6111D	41909	30MHz~1GHz	May 14, 2023	Apr. 13, 2024~ Apr. 16, 2024	May 13, 2024	Radiation (03CH04-SZ)
Double Ridge Horn Antenna	SCHWARZBE CK	BBHA9120D	9120D-147 4	1GHz~18GHz	Jul. 07, 2023	Apr. 13, 2024~ Apr. 16, 2024	Jul. 06, 2024	Radiation (03CH04-SZ)
Horn Antenna	SCHWARZBE CK	BBHA9170	9170#679	15GHz~40GHz	Jul. 08, 2023	Apr. 13, 2024~ Apr. 16, 2024	Jul. 07, 2024	Radiation (03CH04-SZ)
Amplifier	Burgeon	BPA-530	102211	0.01Hz ~3000MHz	Oct. 18, 2023	Apr. 13, 2024~ Apr. 16, 2024	Oct. 17, 2024	Radiation (03CH04-SZ)
HF Amplifier	MITEQ	AMF-7D-0010 1800-30-10P- R	1943528	1GHz~18GHz	Oct. 18, 2023	Apr. 13, 2024~ Apr. 16, 2024	Oct. 17, 2024	Radiation (03CH04-SZ)
HF Amplifier	MITEQ	TTA1840-35- HG	1871923	18GHz~40GHz	Jul. 07, 2023	Apr. 13, 2024~ Apr. 16, 2024	Jul. 06, 2024	Radiation (03CH04-SZ)
Amplifier	Agilent Technologies	83017A	MY572801 36	500MHz~26.5G Hz	Aug. 21, 2023	Apr. 13, 2024~ Apr. 16, 2024	Aug. 20, 2024	Radiation (03CH04-SZ)
AC Power Source	APC	AFV-S-600B	F11905001 9	N/A	Oct. 18, 2023	Apr. 13, 2024~ Apr. 16, 2024	Oct. 17, 2024	Radiation (03CH04-SZ)
Turn Table	EM	EM1000	N/A	0~360 degree	NCR	Apr. 13, 2024~ Apr. 16, 2024	NCR	Radiation (03CH04-SZ)
Antenna Mast	EM	EM1000	N/A	1 m~4 m	NCR	Apr. 13, 2024~ Apr. 16, 2024	NCR	Radiation (03CH04-SZ)

NCR: No Calibration Required



## 5 Measurement Uncertainty

The measurement uncertainties shown below were calculated in accordance with the requirements of ANSI 63.10-2013. All the measurement uncertainty value were shown with a coverage K=2 to indicate 95% level of confidence. The measurement data show herein meets or exceeds the CISPR measurement uncertainty values specified in CISPR 16-4-2 and can be compared directly to specified limit to determine compliance.

### Uncertainty of Conducted Measurement

Conducted Spurious Emission & Bandedge	±2.26 dB
Occupied Channel Bandwidth	±0.1%
Conducted Power	±0.46 dB
Conducted Power Spectral Density	±0.88 dB
Frequency	±0.4 Hz

### Uncertainty of AC Conducted Emission Measurement (0.15 MHz ~ 30 MHz)

Measuring Uncertainty for a Level of Confidence of 95% (U = 2Uc(y))	2.84 dB
---------------------------------------------------------------------	---------

### Uncertainty of Radiated Emission Measurement (9 KHz ~ 30 MHz)

Measuring Uncertainty for a Level of Confidence of 95% (U = 2Uc(y))	5.1 dB
---------------------------------------------------------------------	--------

### Uncertainty of Radiated Emission Measurement (30 MHz ~ 1000 MHz)

Measuring Uncertainty for a Level of Confidence of 95% (U = 2Uc(y))	5.1 dB
---------------------------------------------------------------------	--------

### Uncertainty of Radiated Emission Measurement (1 GHz ~ 18 GHz)

Measuring Uncertainty for a Level of Confidence of 95% (U = 2Uc(y))	4.8 dB
---------------------------------------------------------------------	--------

### Uncertainty of Radiated Emission Measurement (18 GHz ~ 40 GHz)

Measuring Uncertainty for a Level of Confidence of 95% (U = 2Uc(y))	5.1 dB
---------------------------------------------------------------------	--------

----- THE END -----





## **Appendix A. Conducted Test Results**



Ambient Condition: <u>25</u> °C, <u>45</u> %RH	
Test Date: <u>2024-4-9</u>	Test Engineer: <u>Jiang Jun</u>

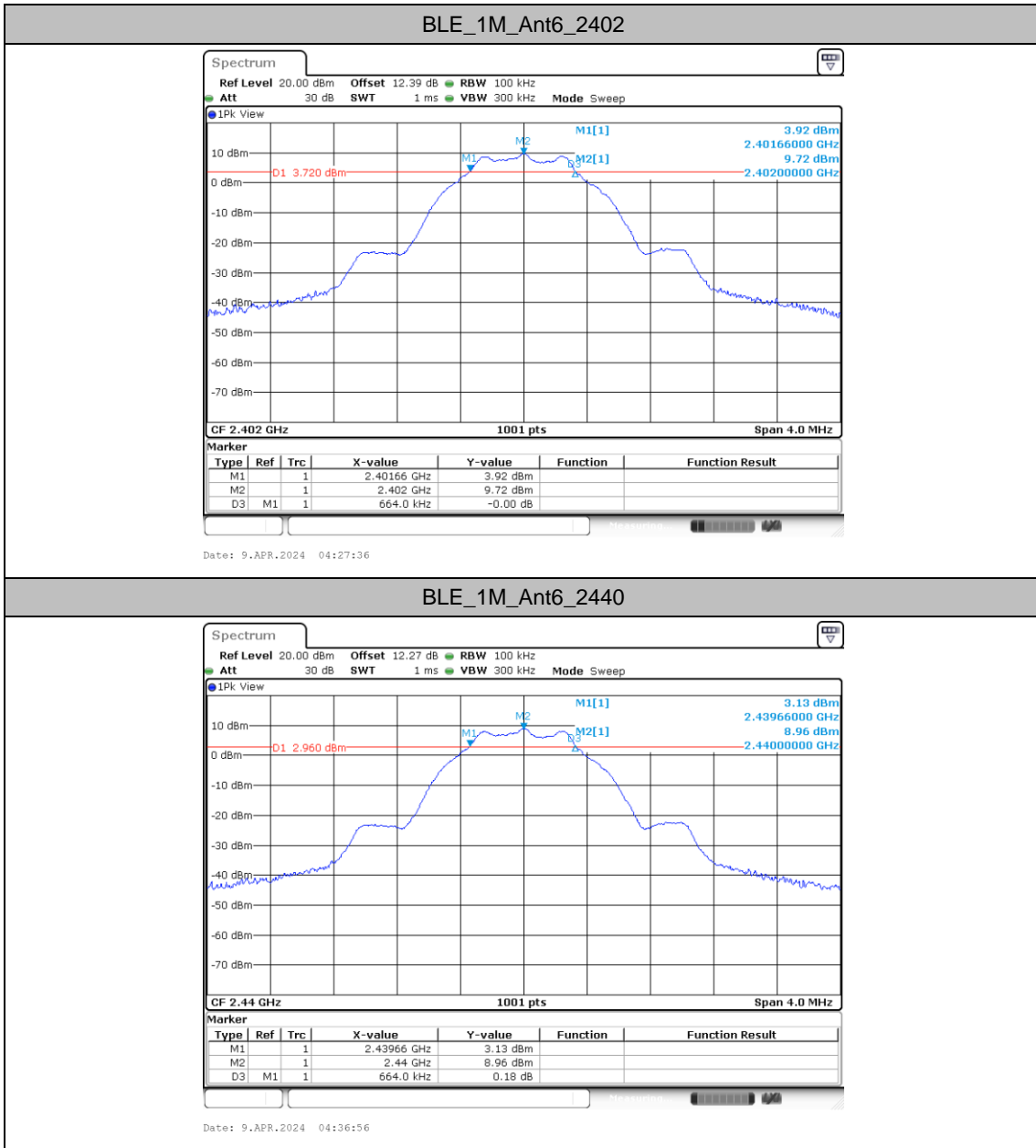
### DTS Bandwidth

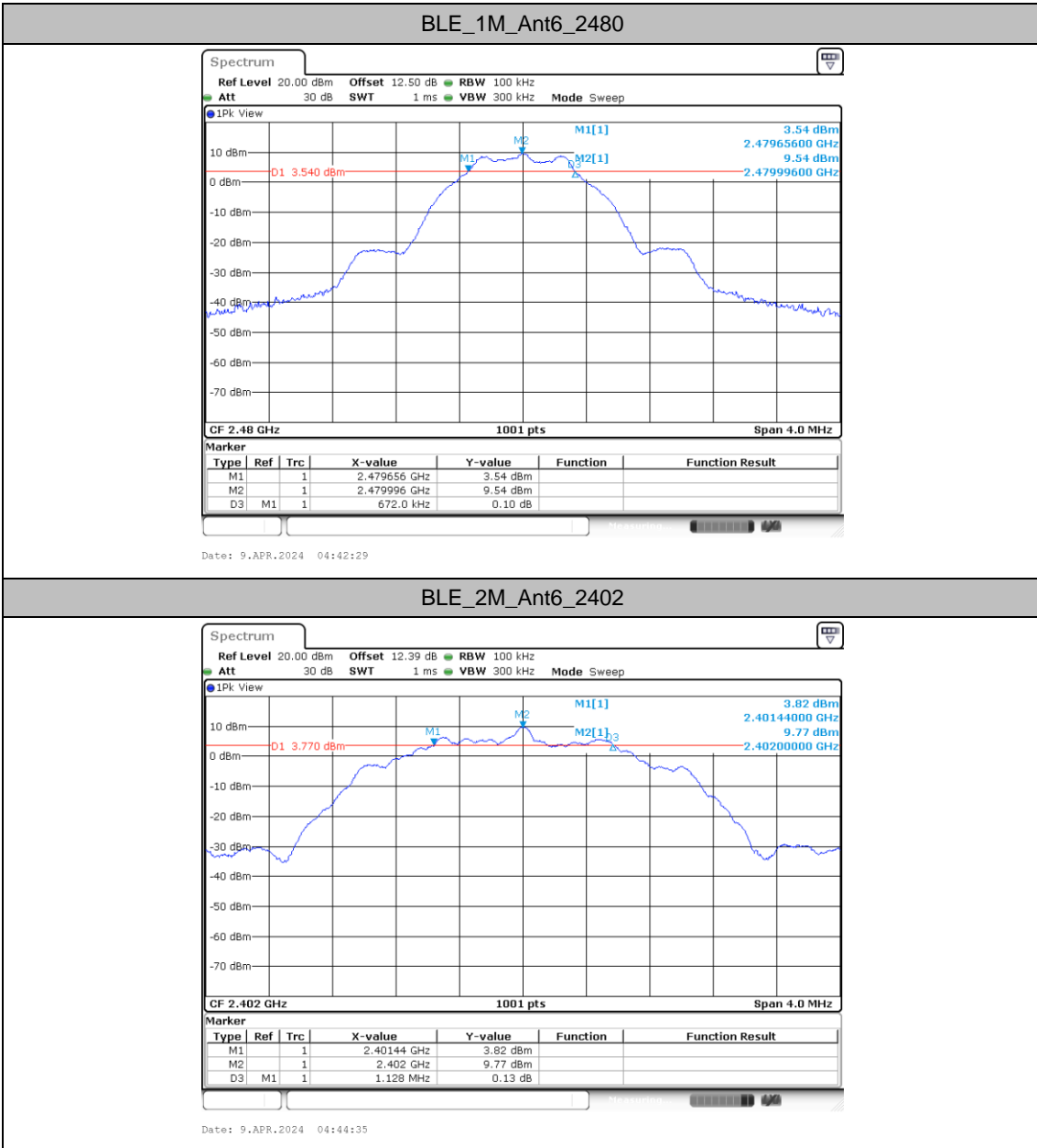
#### Test Result

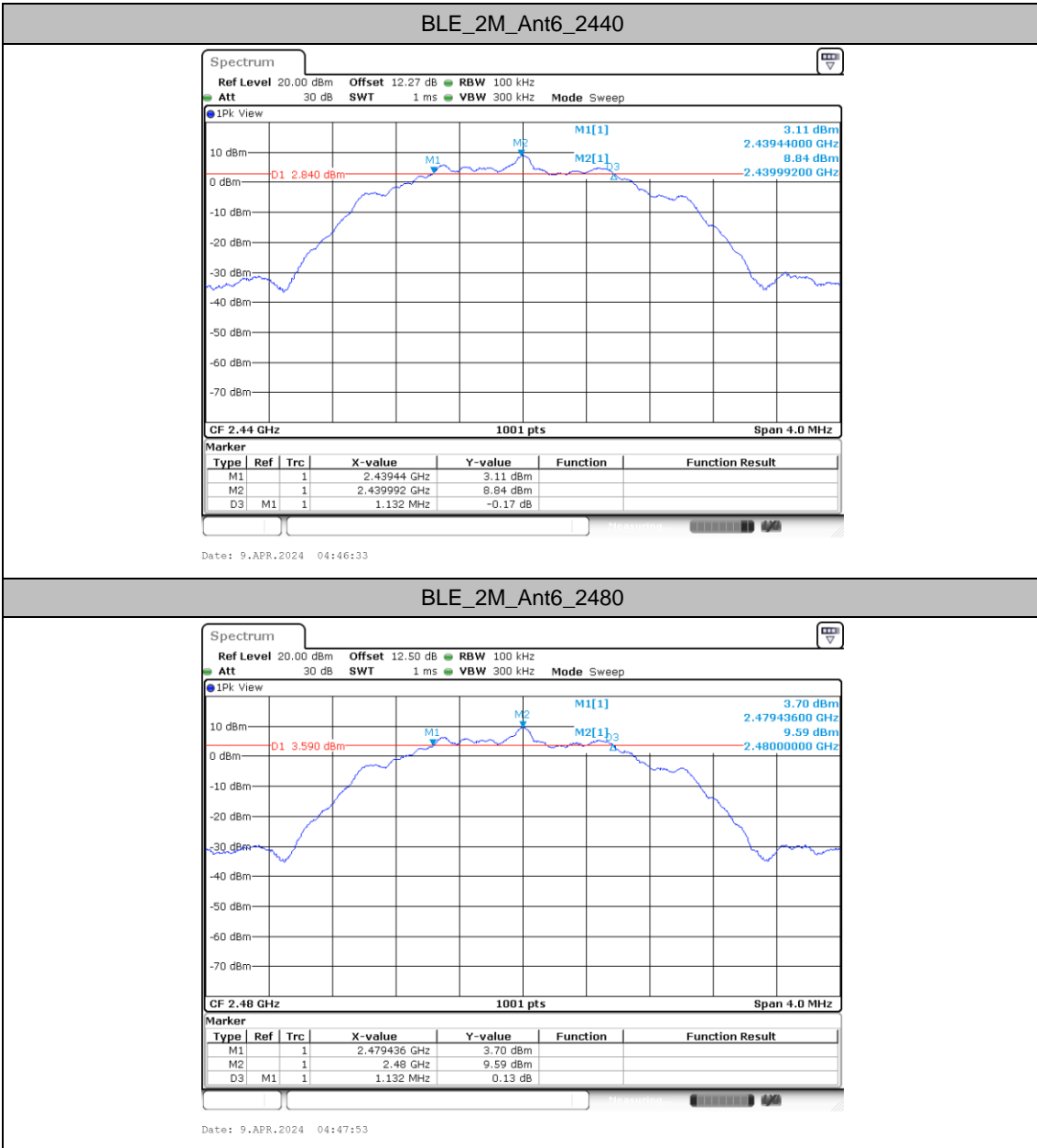
TestMode	Antenna	Freq(MHz)	DTS BW [MHz]	FL[MHz]	FH[MHz]	Limit[MHz]	Verdict
BLE_1M	Ant6	2402	0.66	2401.66	2402.32	0.5	PASS
		2440	0.66	2439.66	2440.32	0.5	PASS
		2480	0.67	2479.66	2480.33	0.5	PASS
BLE_2M	Ant6	2402	1.13	2401.44	2402.57	0.5	PASS
		2440	1.13	2439.44	2440.57	0.5	PASS
		2480	1.13	2479.44	2480.57	0.5	PASS



### Test Graphs









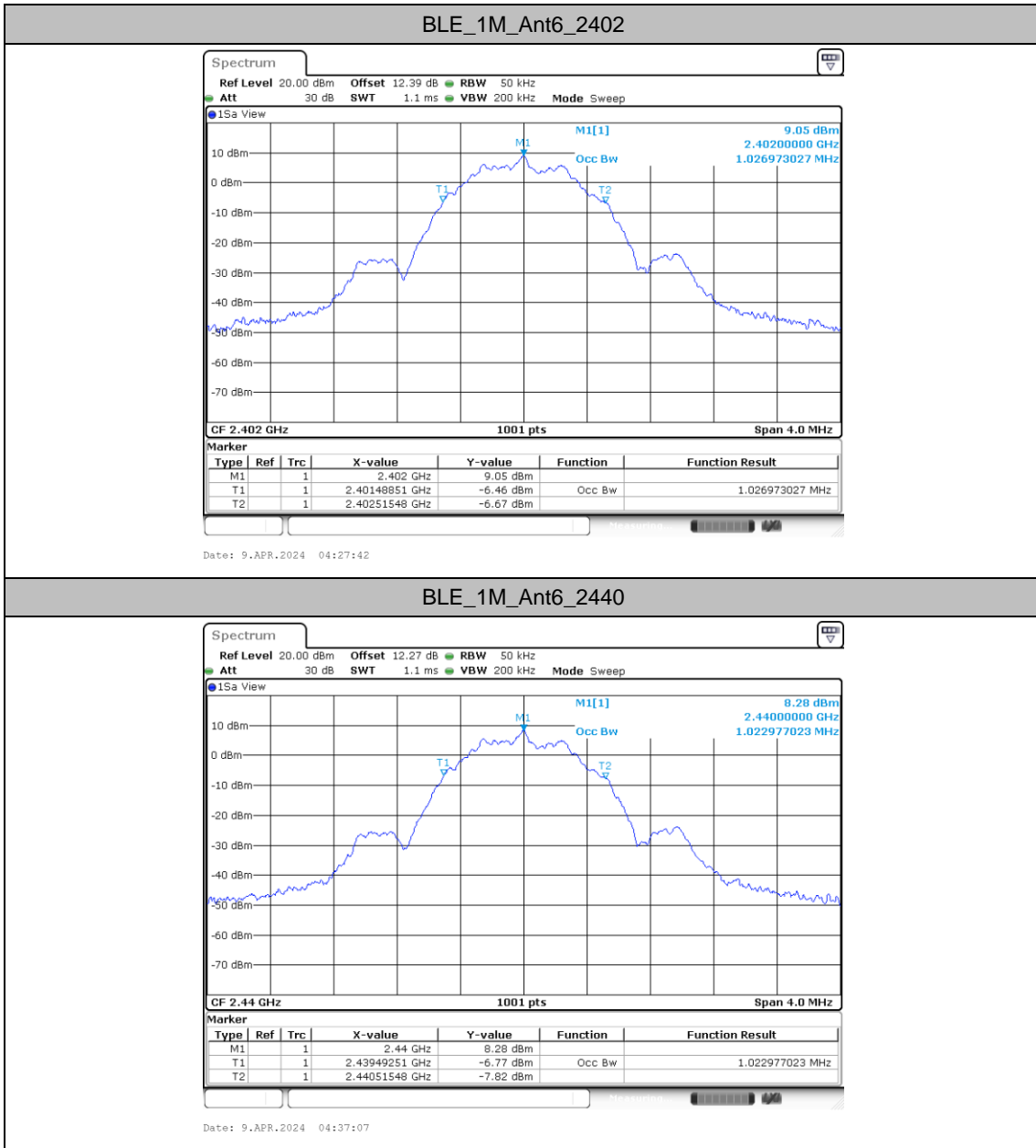
## Occupied Channel Bandwidth

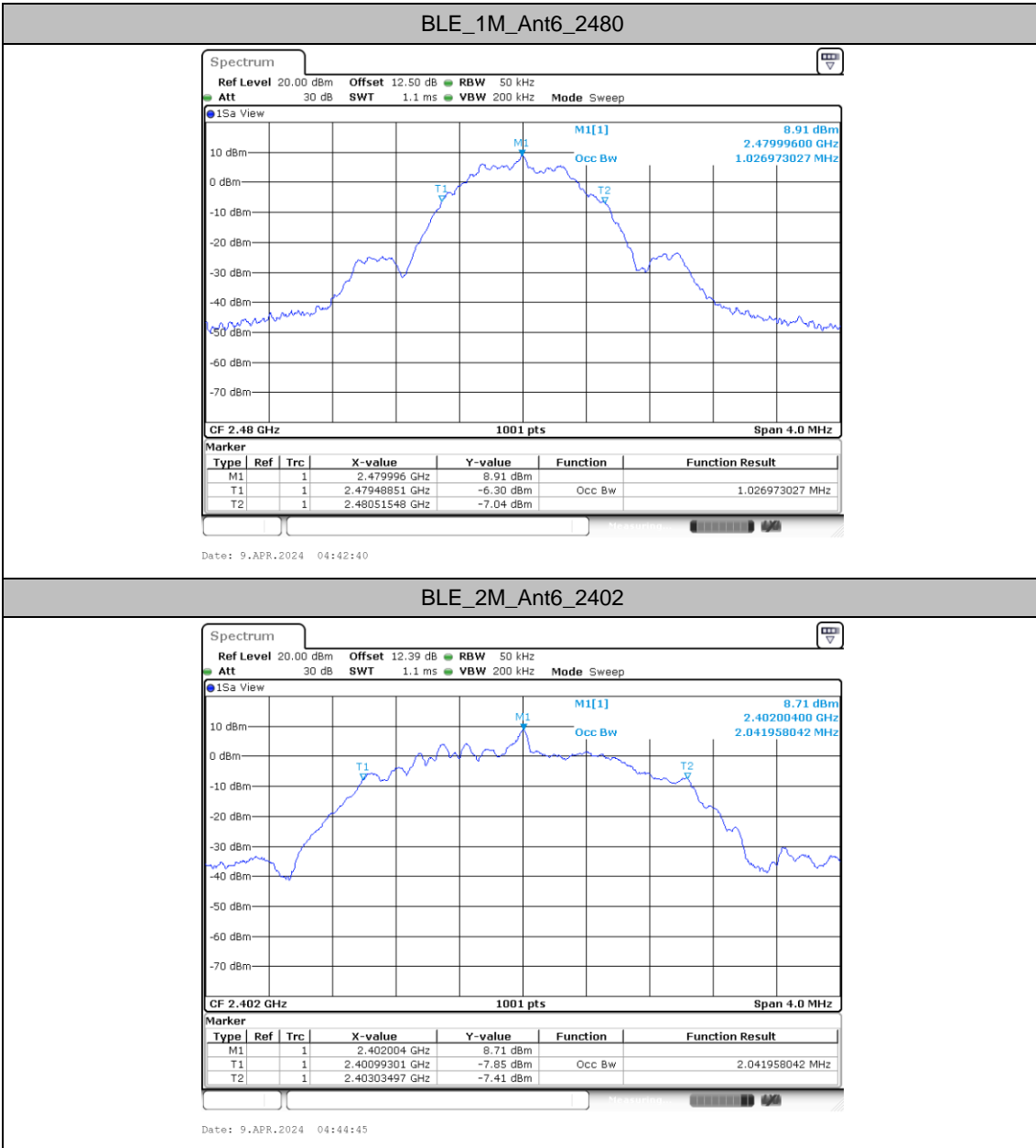
### Test Result

TestMode	Antenna	Freq(MHz)	OCB [MHz]	FL[MHz]	FH[MHz]
BLE_1M	Ant6	2402	1.027	2401.4885	2402.5155
		2440	1.023	2439.4925	2440.5155
		2480	1.027	2479.4885	2480.5155
BLE_2M	Ant6	2402	2.042	2400.9930	2403.0350
		2440	2.038	2438.9930	2441.0310
		2480	2.038	2478.9930	2481.0310

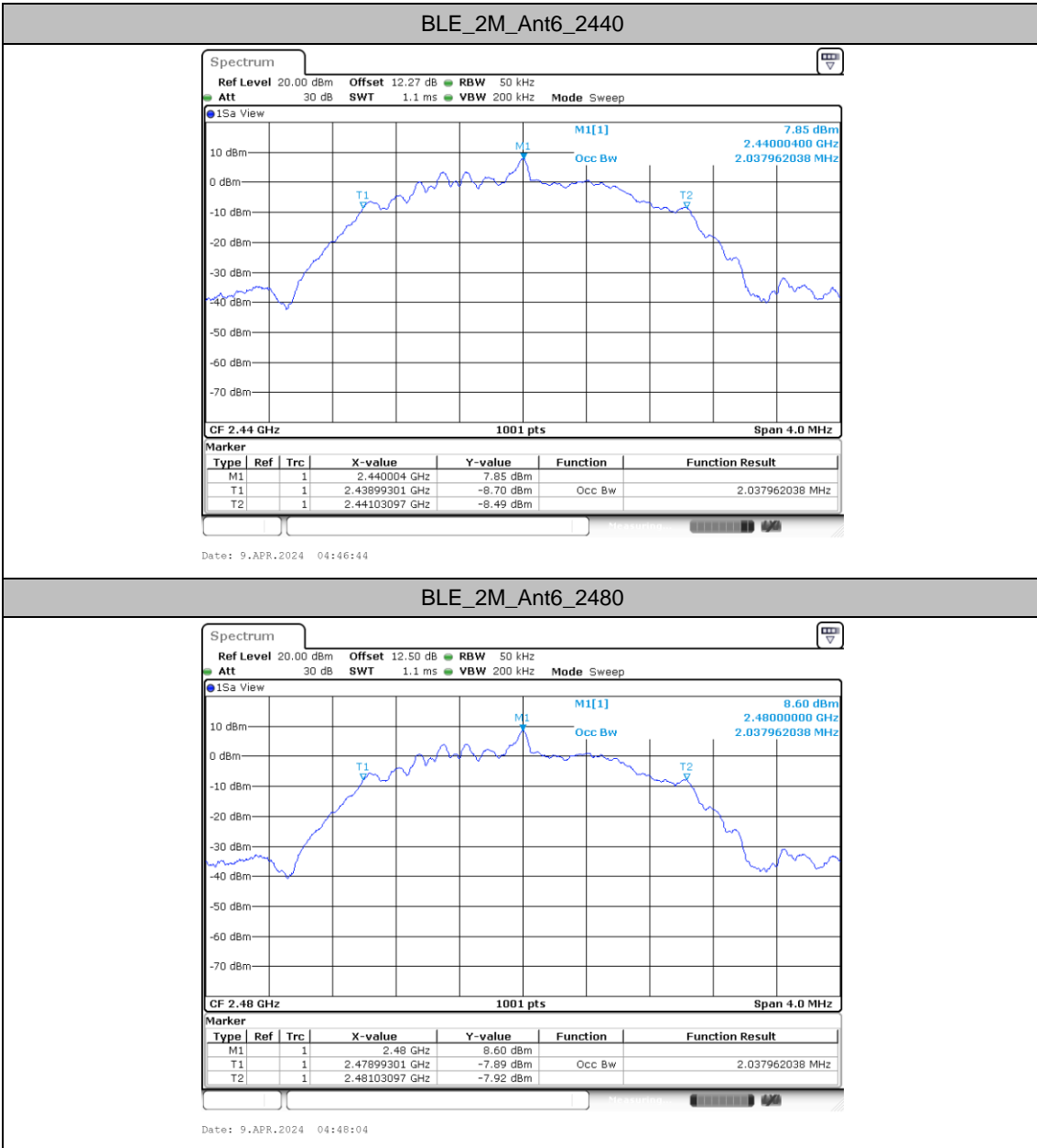


### Test Graphs











### Maximum conducted output power

#### Test Result Peak

TestMode	Antenna	CH.	Peak Conducted Power (dBm)	Conducted Power Limit	DG (dBi)	EIRP Power (dBm)	EIRP Power Limit	Pass/Fail
BLE1M	Ant6	0	11.39	30.00	-5.2	6.19	36.00	Pass
		19	11.02	30.00	-5.2	5.82	36.00	Pass
		39	10.83	30.00	-5.2	5.63	36.00	Pass
BLE2M	Ant6	0	11.75	30.00	-5.2	6.55	36.00	Pass
		19	11.28	30.00	-5.2	6.08	36.00	Pass
		39	11.17	30.00	-5.2	5.97	36.00	Pass

#### Test Result Average (Reference only)

TestMode	Antenna	CH.	Duty Factor (dB)	Average Conducted Power (dBm)
BLE1M	Ant6	0	2.03	11.23
		19	2.03	10.98
		39	2.03	10.71
BLE2M	Ant6	0	4.80	11.41
		19	4.80	11.09
		39	4.80	10.97



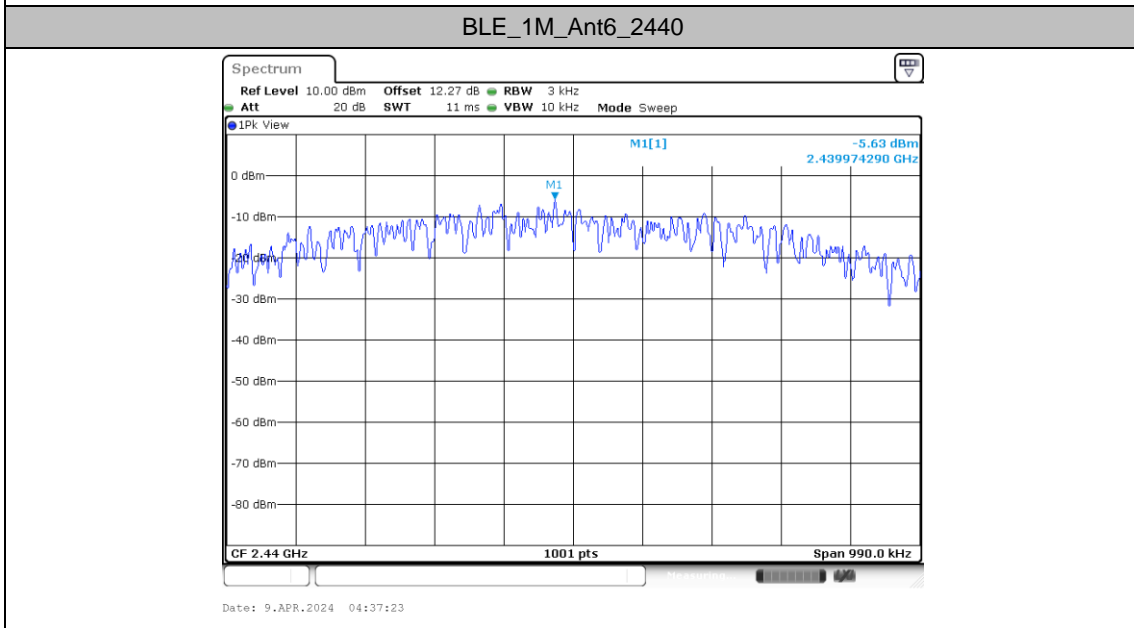
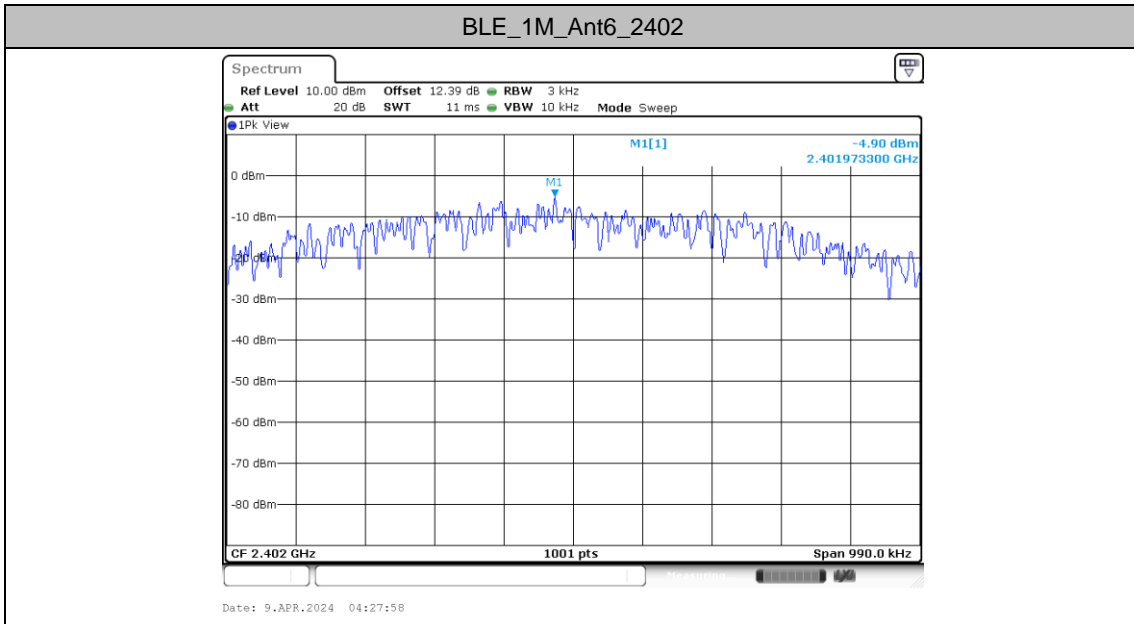
## Maximum power spectral density

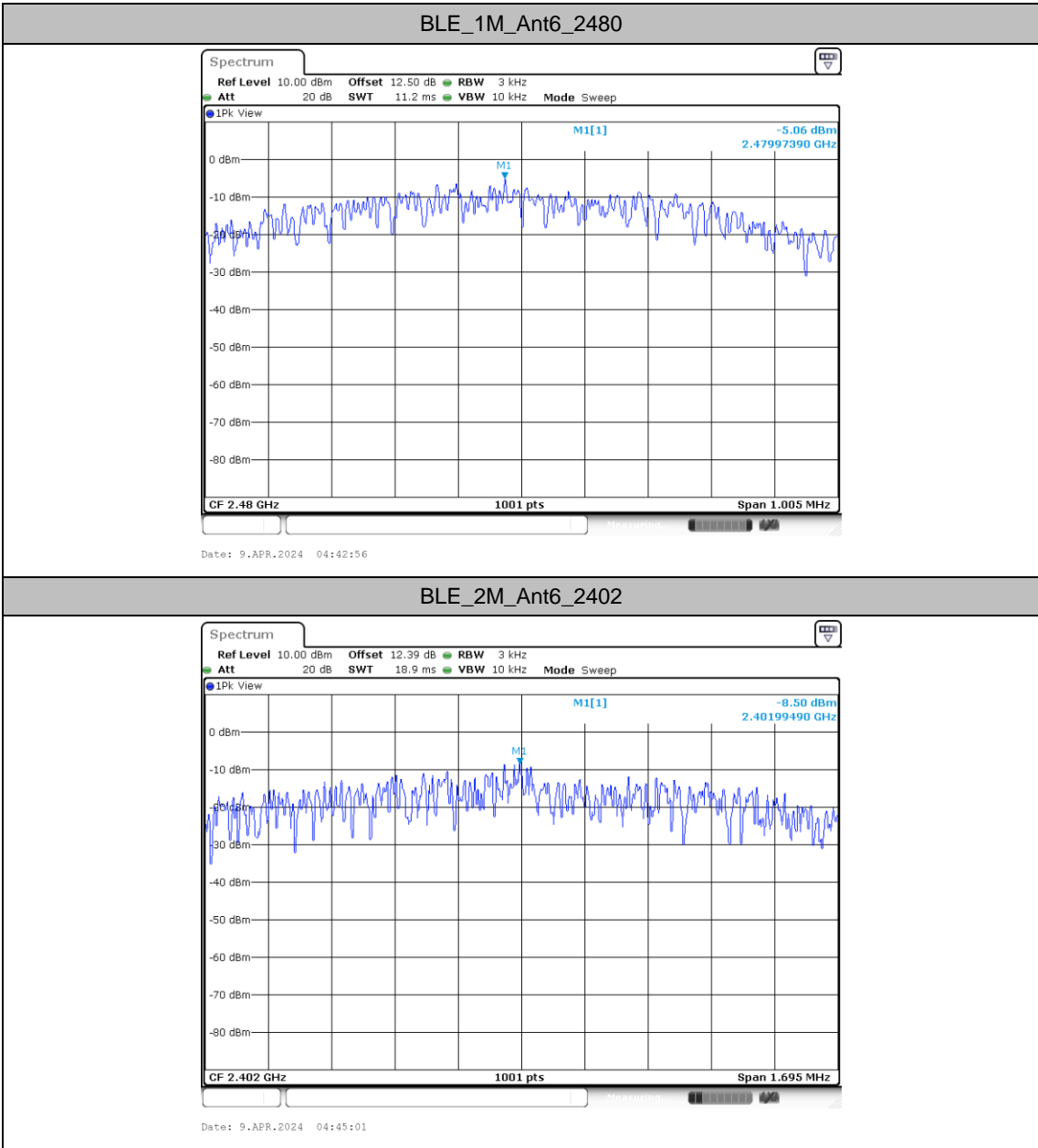
### Test Result

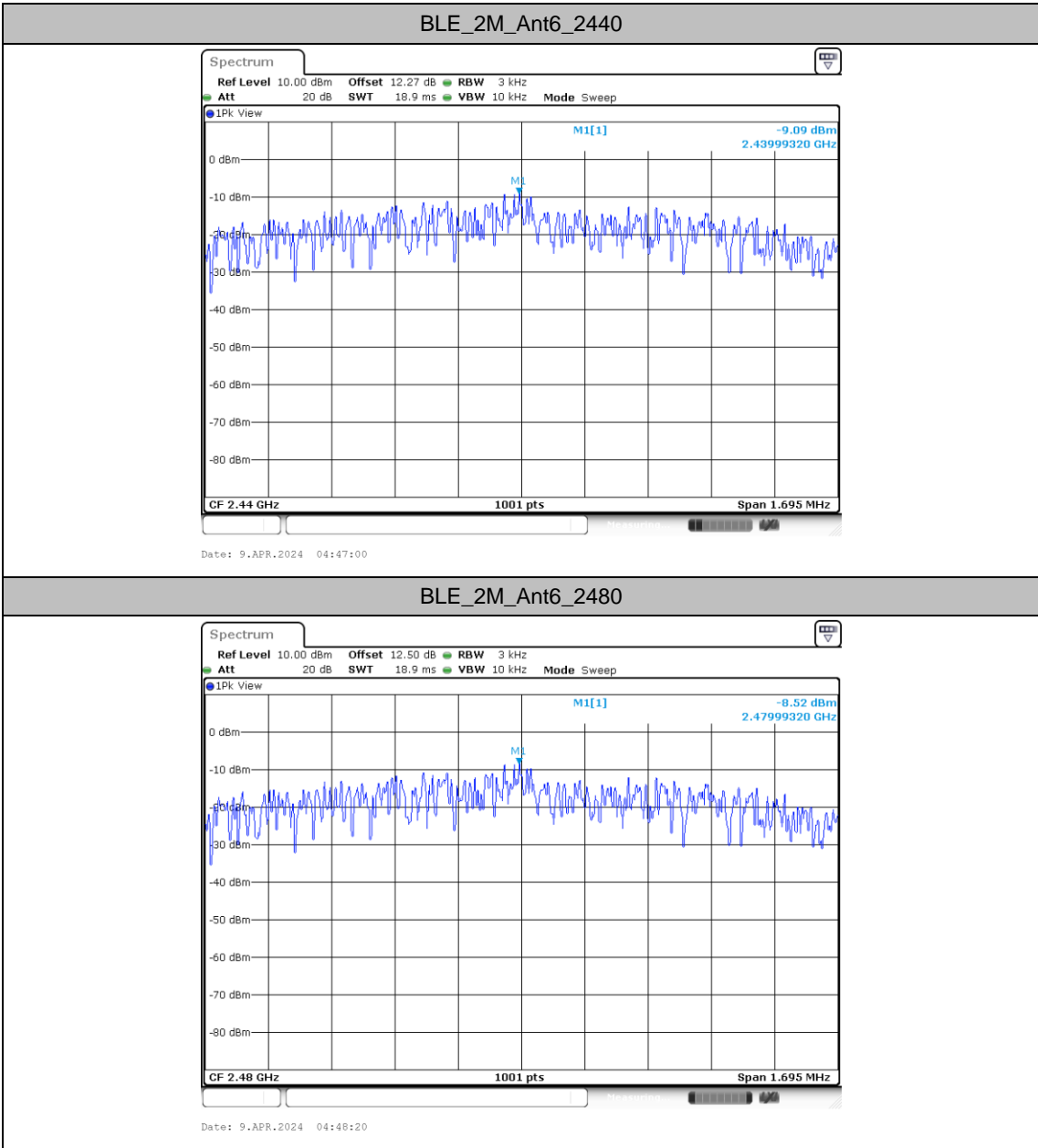
TestMode	Antenna	Freq(MHz)	Result[dBm/3kHz]	Limit[dBm/3kHz]	Verdict
BLE_1M	Ant6	2402	-4.90	≤8.00	PASS
		2440	-5.63	≤8.00	PASS
		2480	-5.06	≤8.00	PASS
BLE_2M	Ant6	2402	-8.50	≤8.00	PASS
		2440	-9.09	≤8.00	PASS
		2480	-8.52	≤8.00	PASS



### Test Graphs









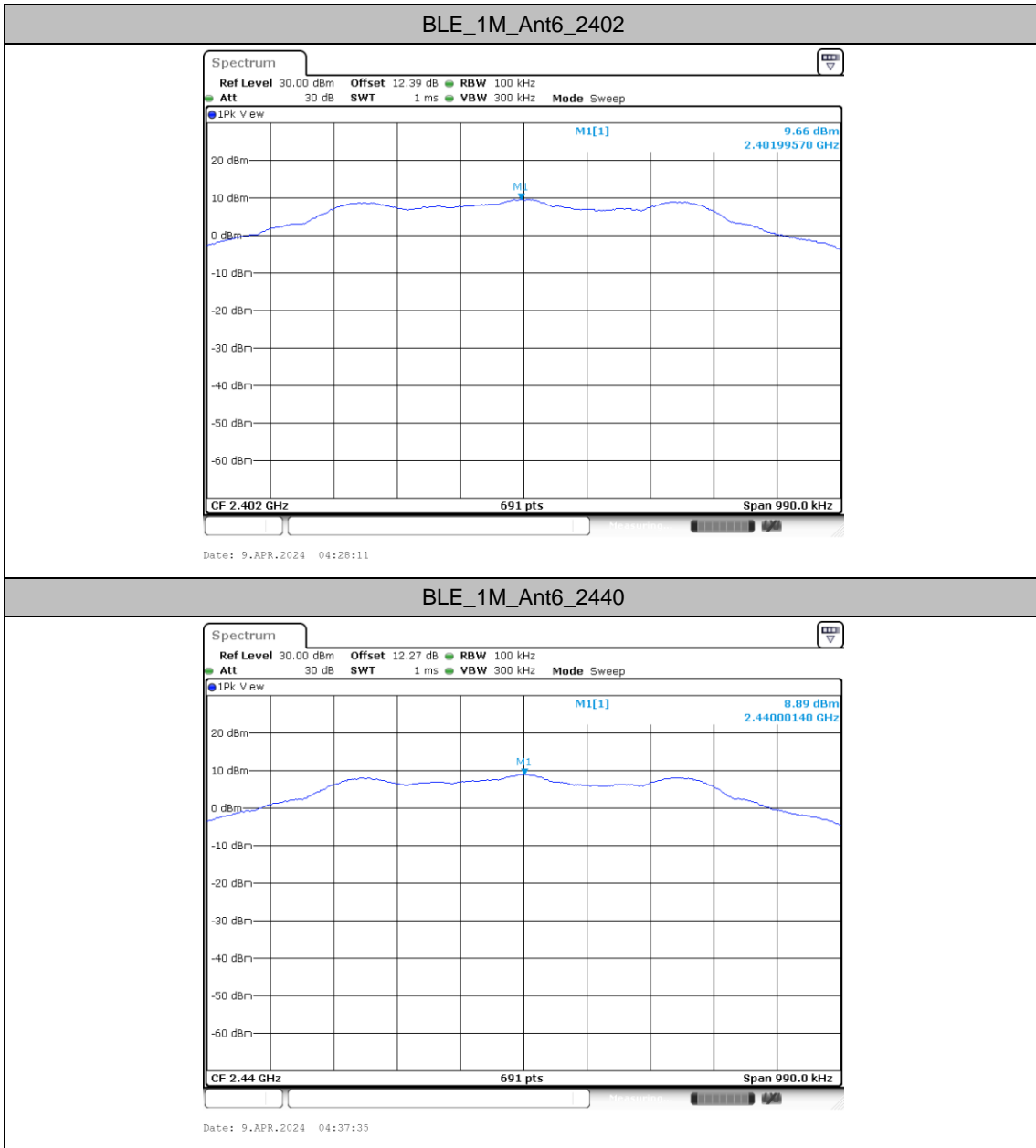
## Reference level measurement

### Test Result

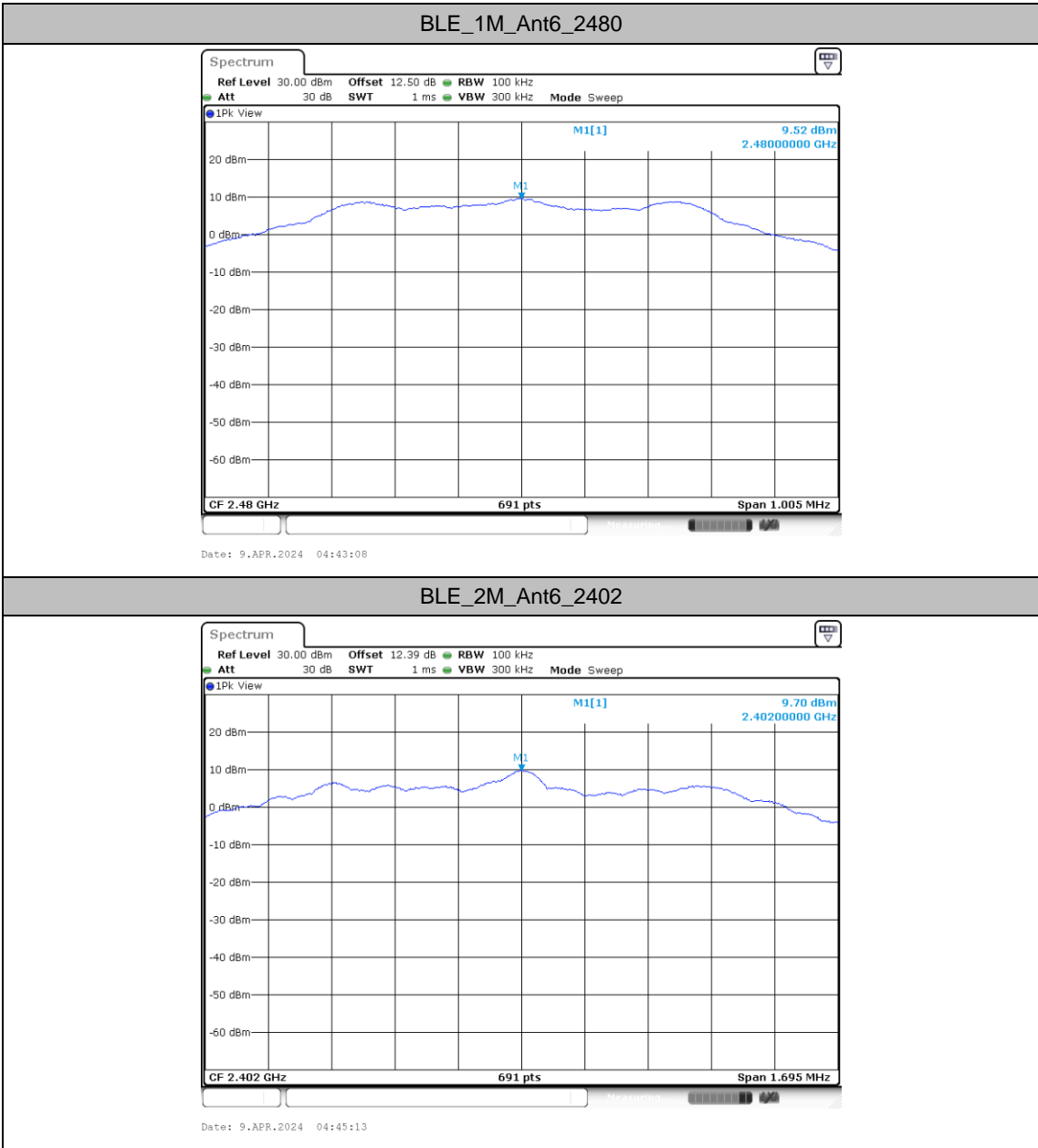
TestMode	Antenna	Freq(MHz)	Max.Point[MHz]	Result[dBm/100KHz]
BLE_1M	Ant6	2402	2402.00	9.66
		2440	2440.00	8.89
		2480	2480.00	9.52
BLE_2M	Ant6	2402	2402.00	9.70
		2440	2440.00	8.92
		2480	2480.00	9.52

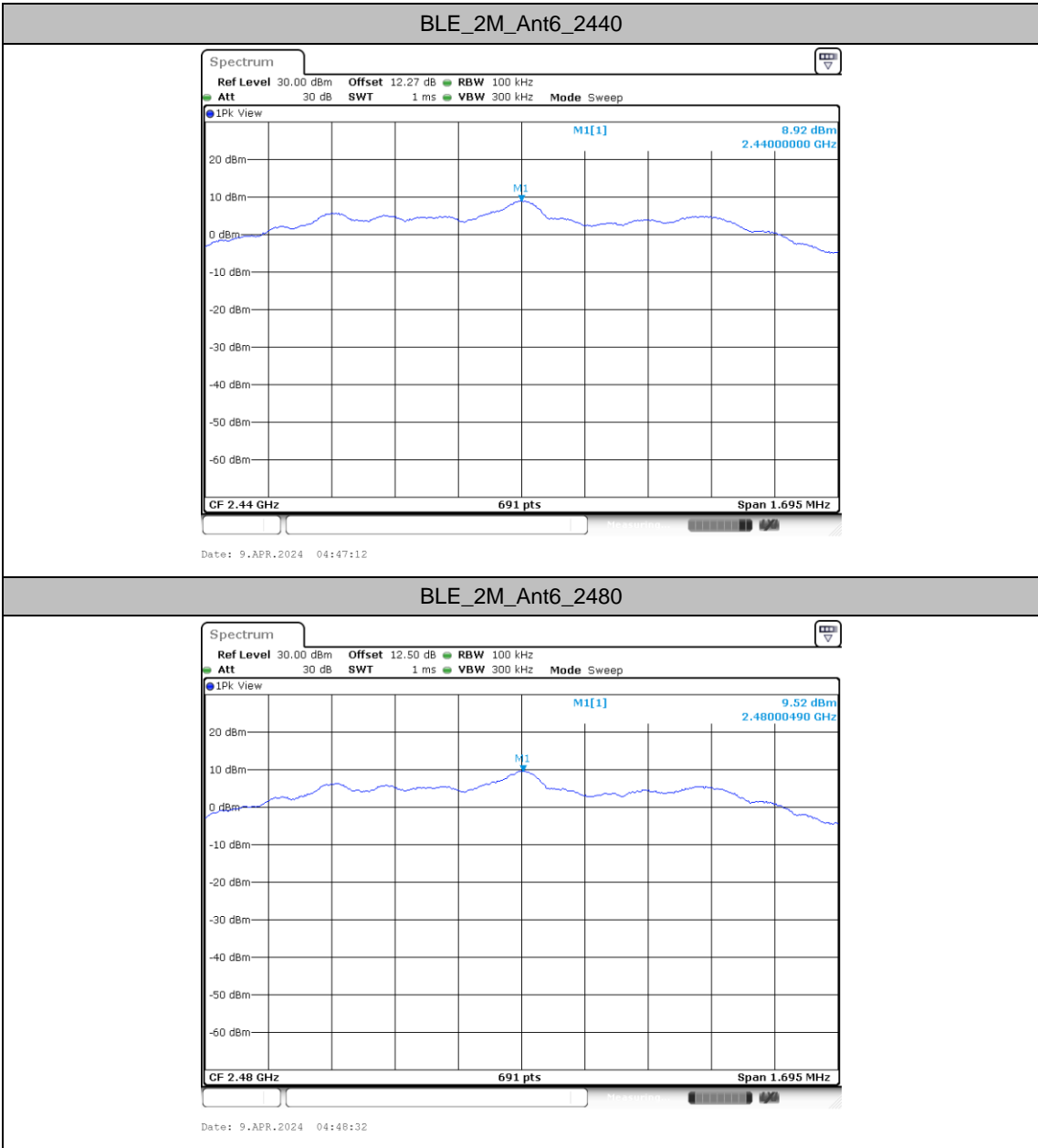


### Test Graphs











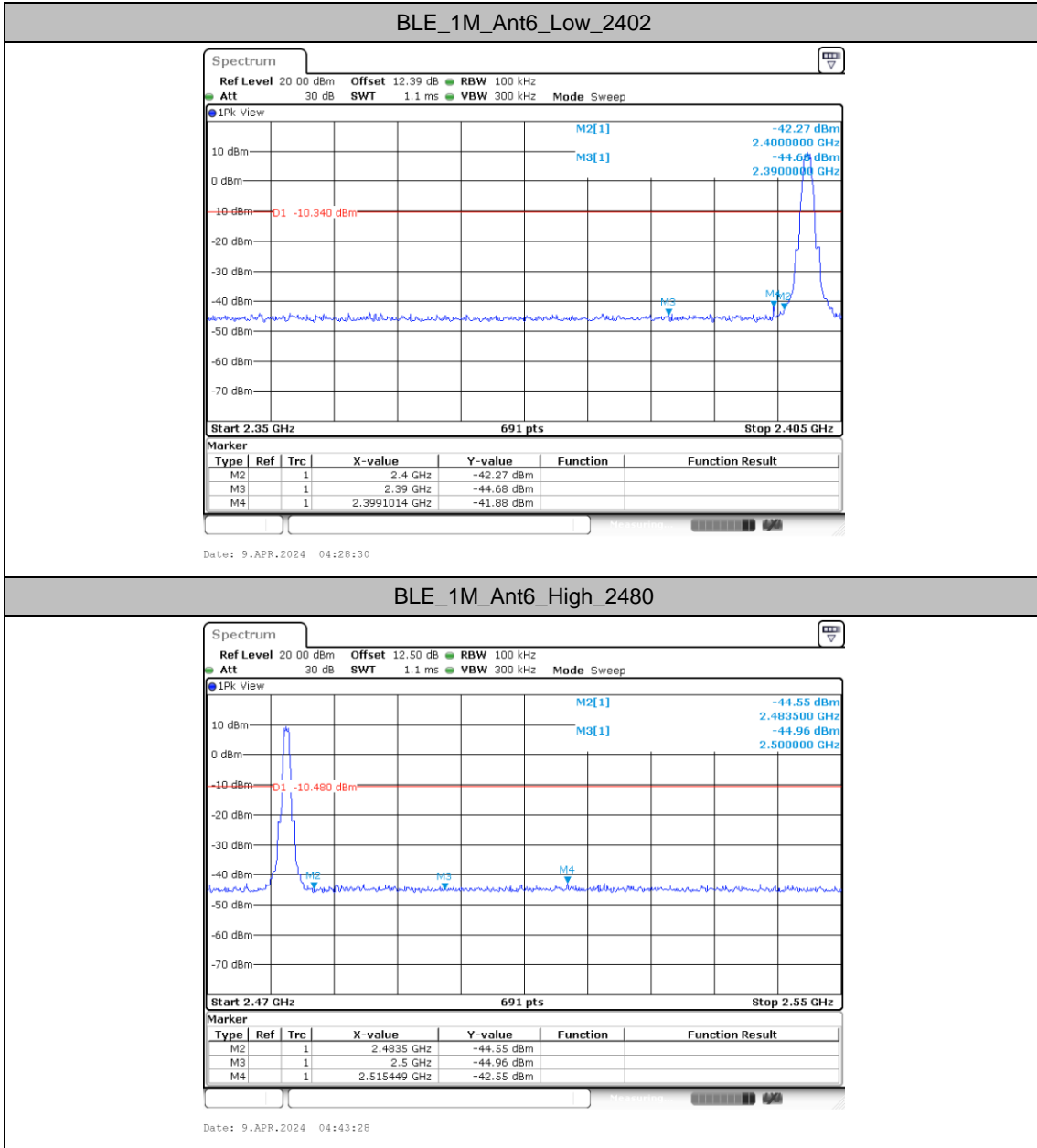
## Band edge measurements

### Test Result

TestMode	Antenna	ChName	Freq(MHz)	RefLevel[dBm /100KHz]	Result[dBm /100KHz]	Limit[dBm /100KHz]	Verdict
BLE_1M	Ant6	Low	2402	9.66	-41.88	≤-10.34	PASS
		High	2480	9.52	-42.55	≤-10.48	PASS
BLE_2M	Ant6	Low	2402	9.70	-31.51	≤-10.3	PASS
		High	2480	9.52	-42.8	≤-10.48	PASS

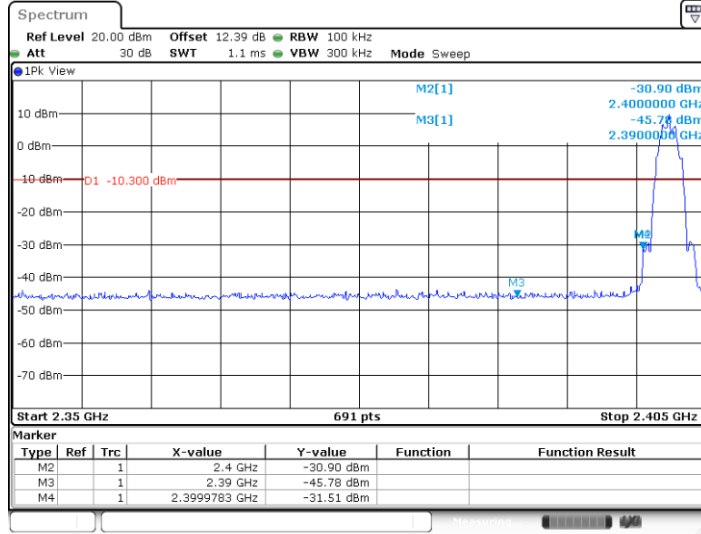


Test Graphs



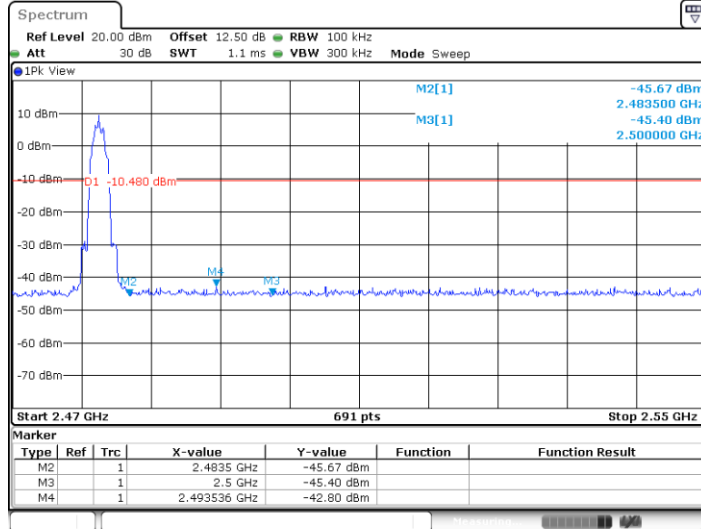


BLE\_2M\_Ant6\_Low\_2402



Date: 9.APR.2024 04:45:33

BLE\_2M\_Ant6\_High\_2480



Date: 9.APR.2024 04:46:52



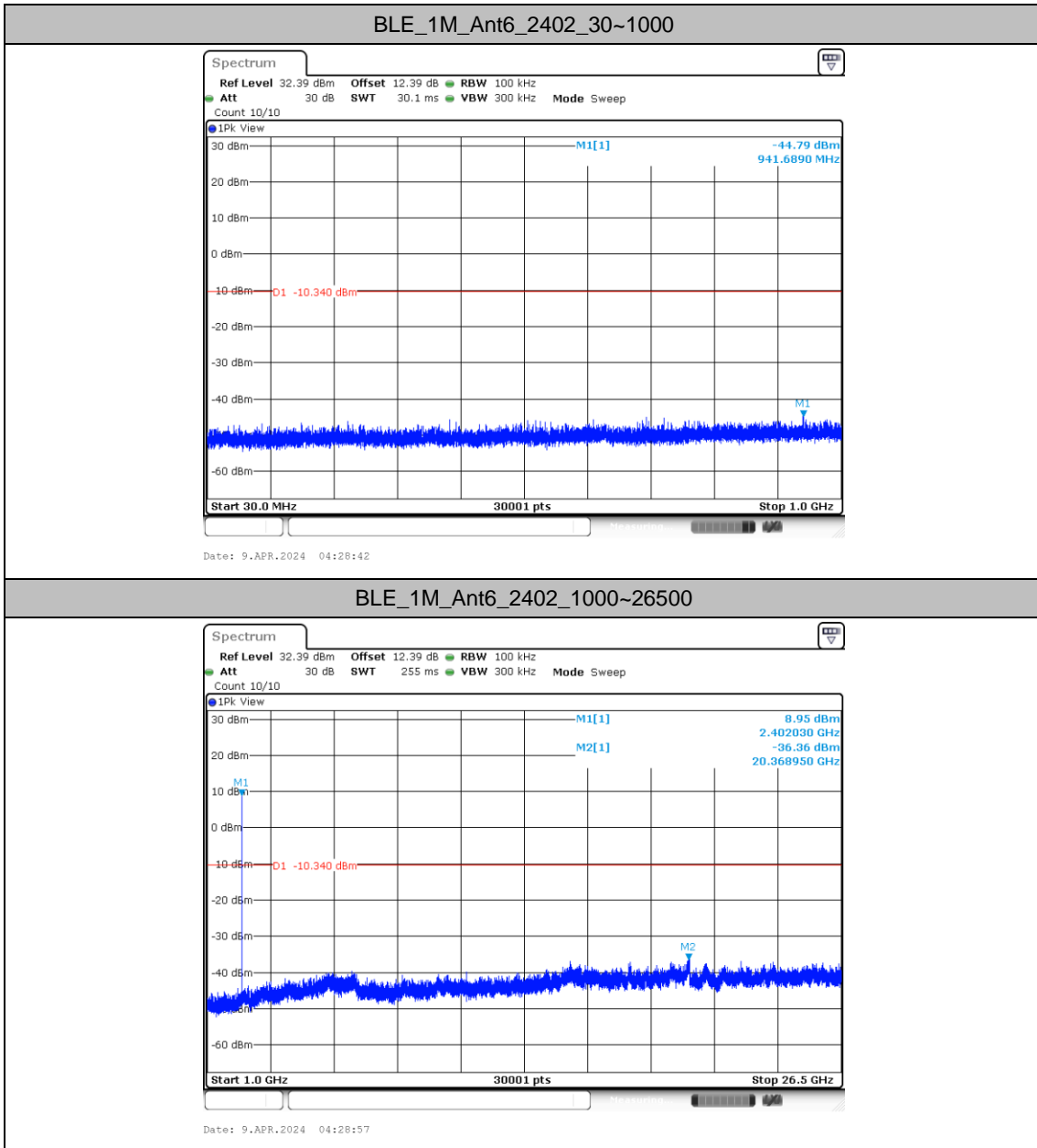
### Conducted Spurious Emission

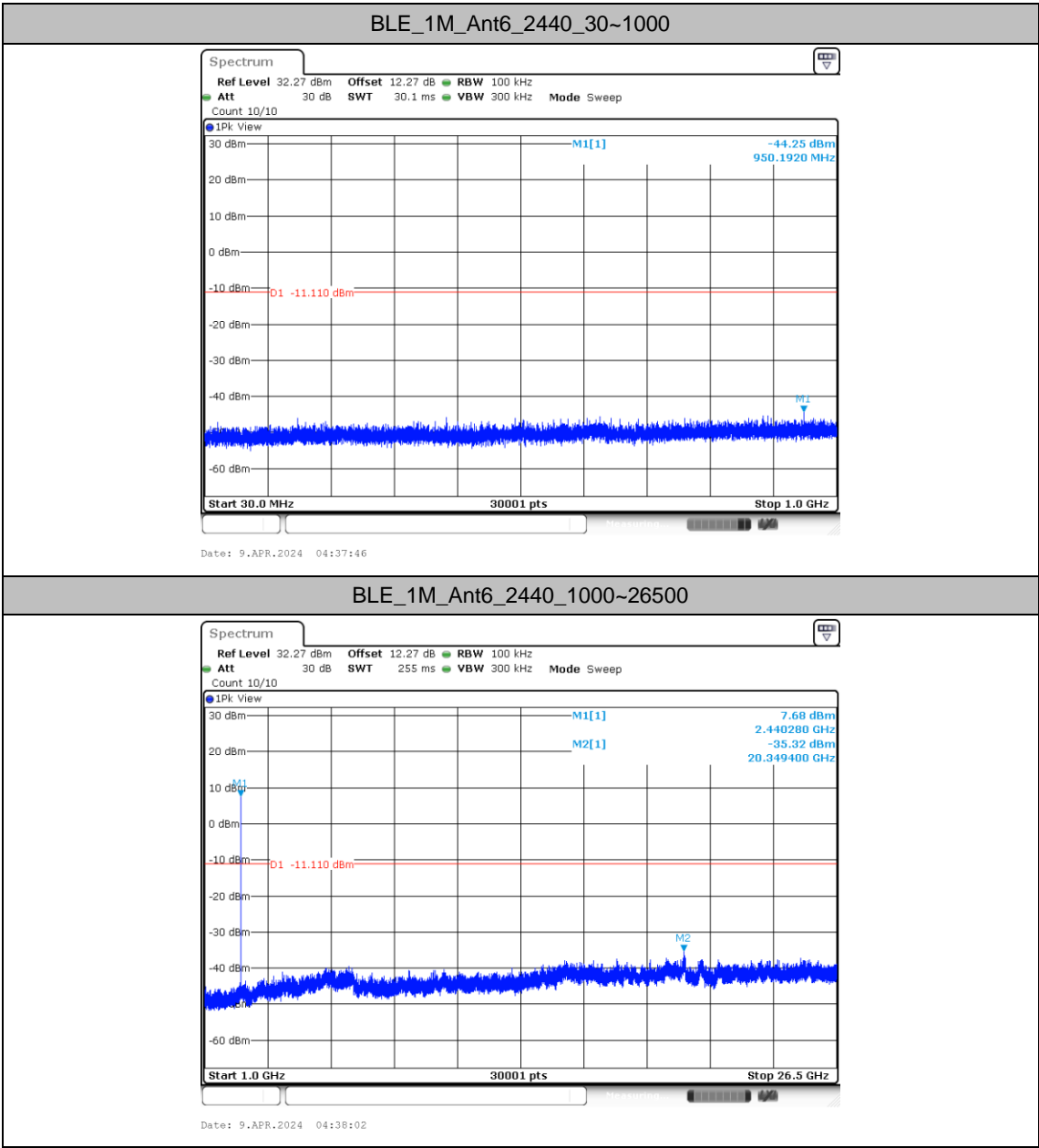
#### Test Result

TestMode	Antenna	Freq(MHz)	FreqRange [MHz]	RefLevel [dBm/100KHz]	Result [dBm/100KHz]	Limit [dBm/100KHz]	Verdict
BLE_1M	Ant6	2402	30~1000	9.66	-44.79	≤-10.34	PASS
			1000~26500	9.66	-36.36	≤-10.34	PASS
		2440	30~1000	8.89	-44.25	≤-11.11	PASS
			1000~26500	8.89	-35.32	≤-11.11	PASS
		2480	30~1000	9.52	-45.37	≤-10.48	PASS
			1000~26500	9.52	-35.6	≤-10.48	PASS
BLE_2M	Ant6	2402	30~1000	9.70	-45.06	≤-10.3	PASS
			1000~26500	9.70	-36.31	≤-10.3	PASS
		2440	30~1000	8.92	-44.92	≤-11.08	PASS
			1000~26500	8.92	-36	≤-11.08	PASS
		2480	30~1000	9.52	-44.7	≤-10.48	PASS
			1000~26500	9.52	-34.92	≤-10.48	PASS



### Test Graphs

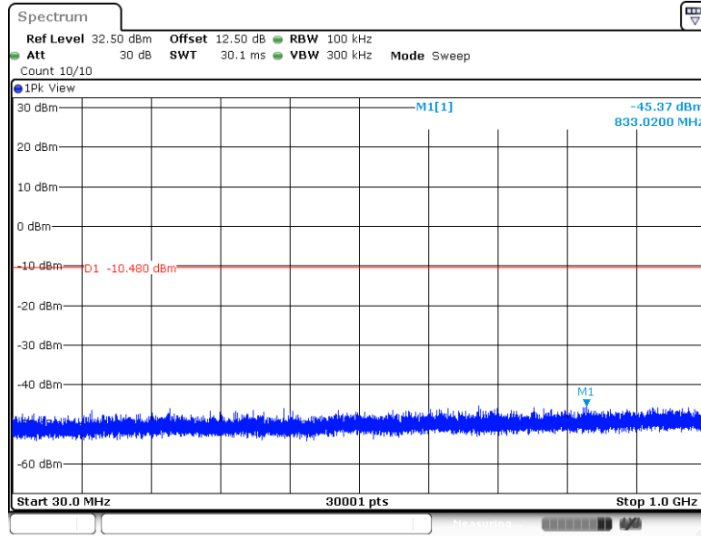






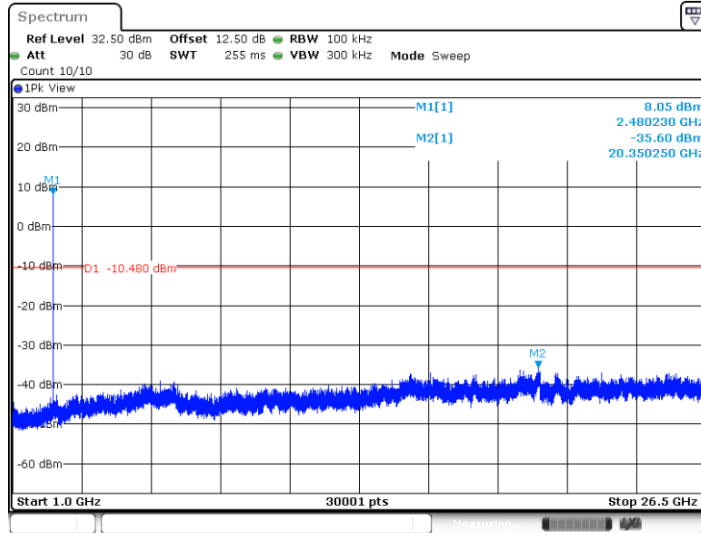


BLE\_1M\_Ant6\_2480\_30~1000

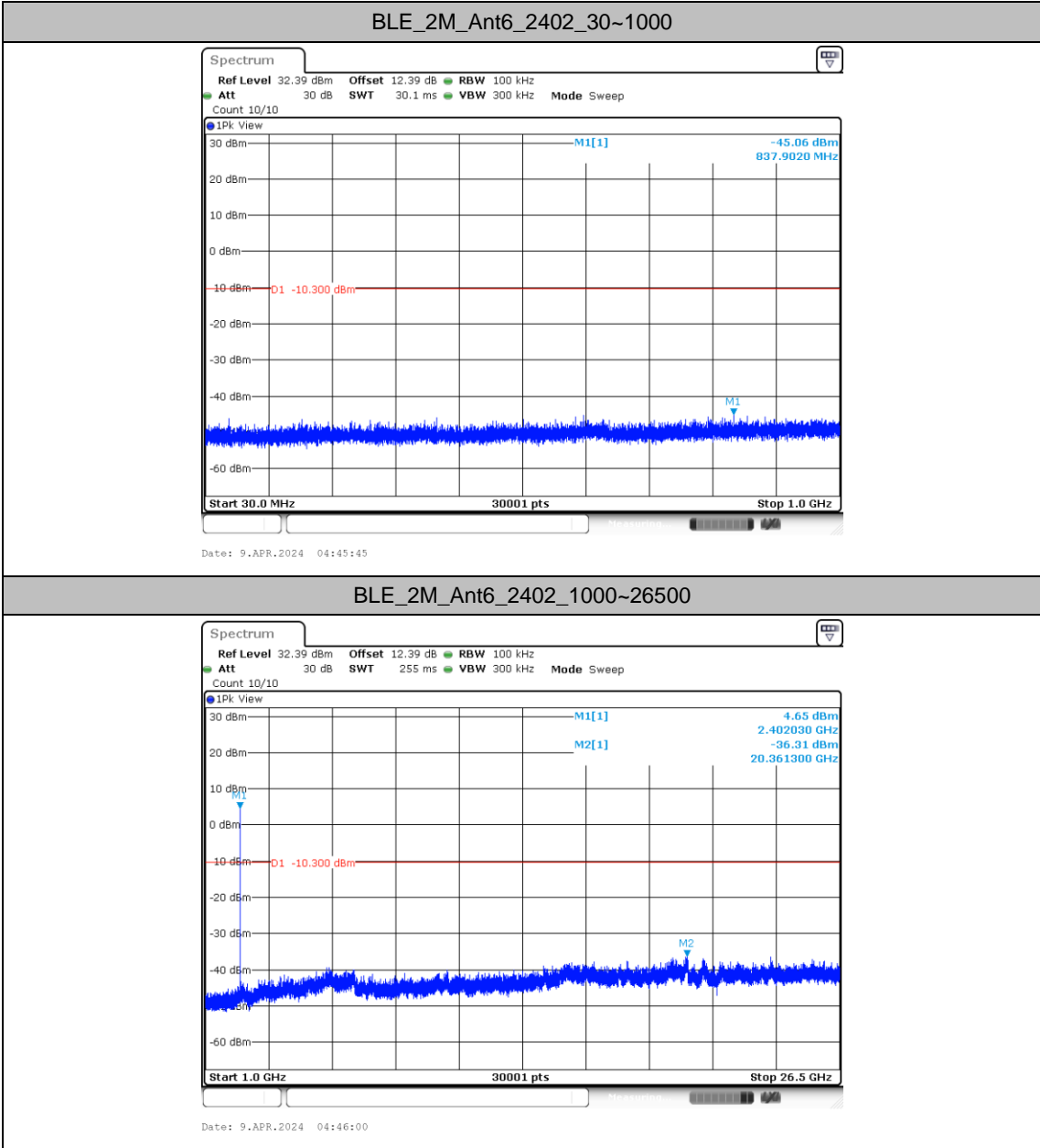


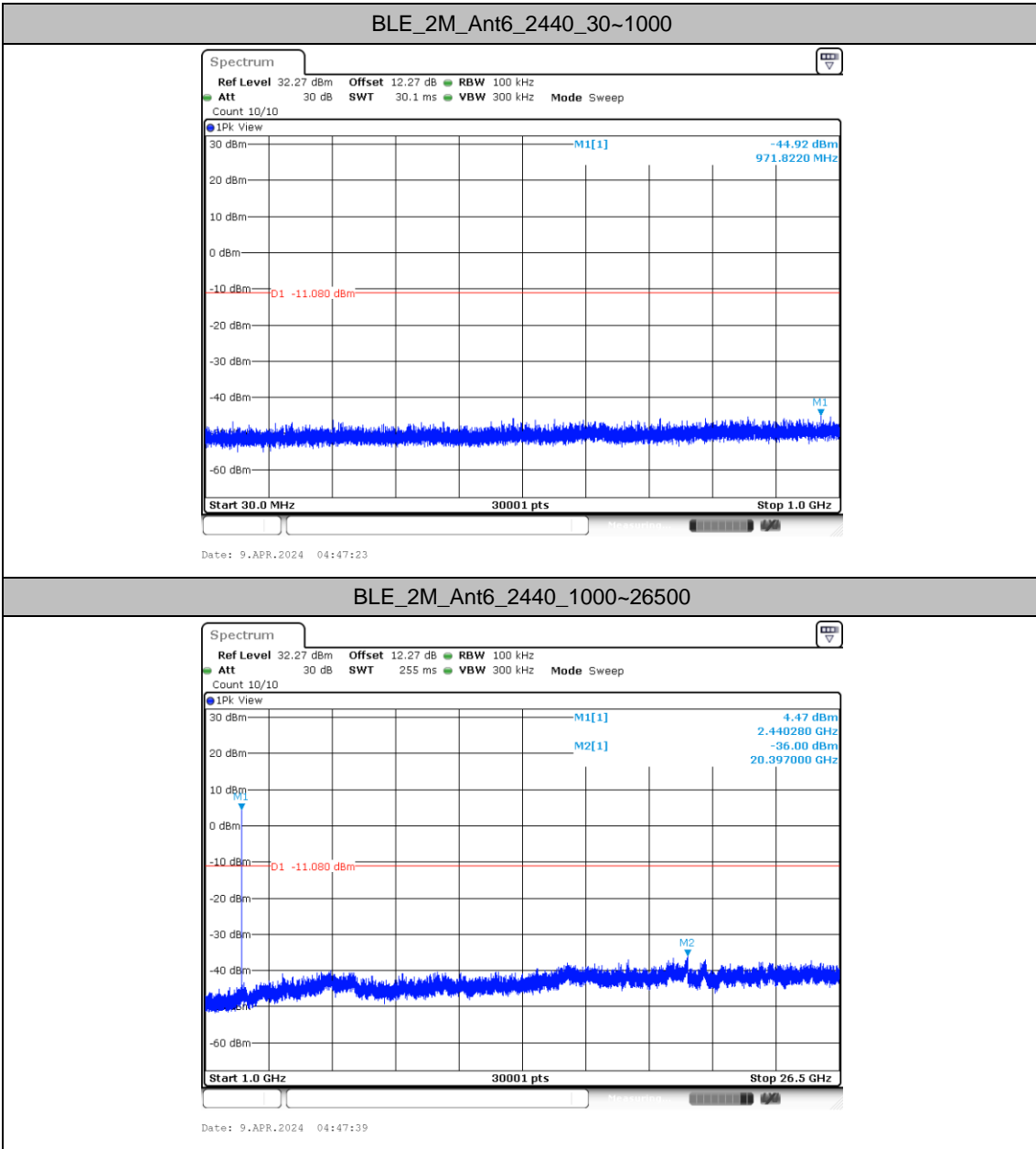
Date: 9.APR.2024 04:43:40

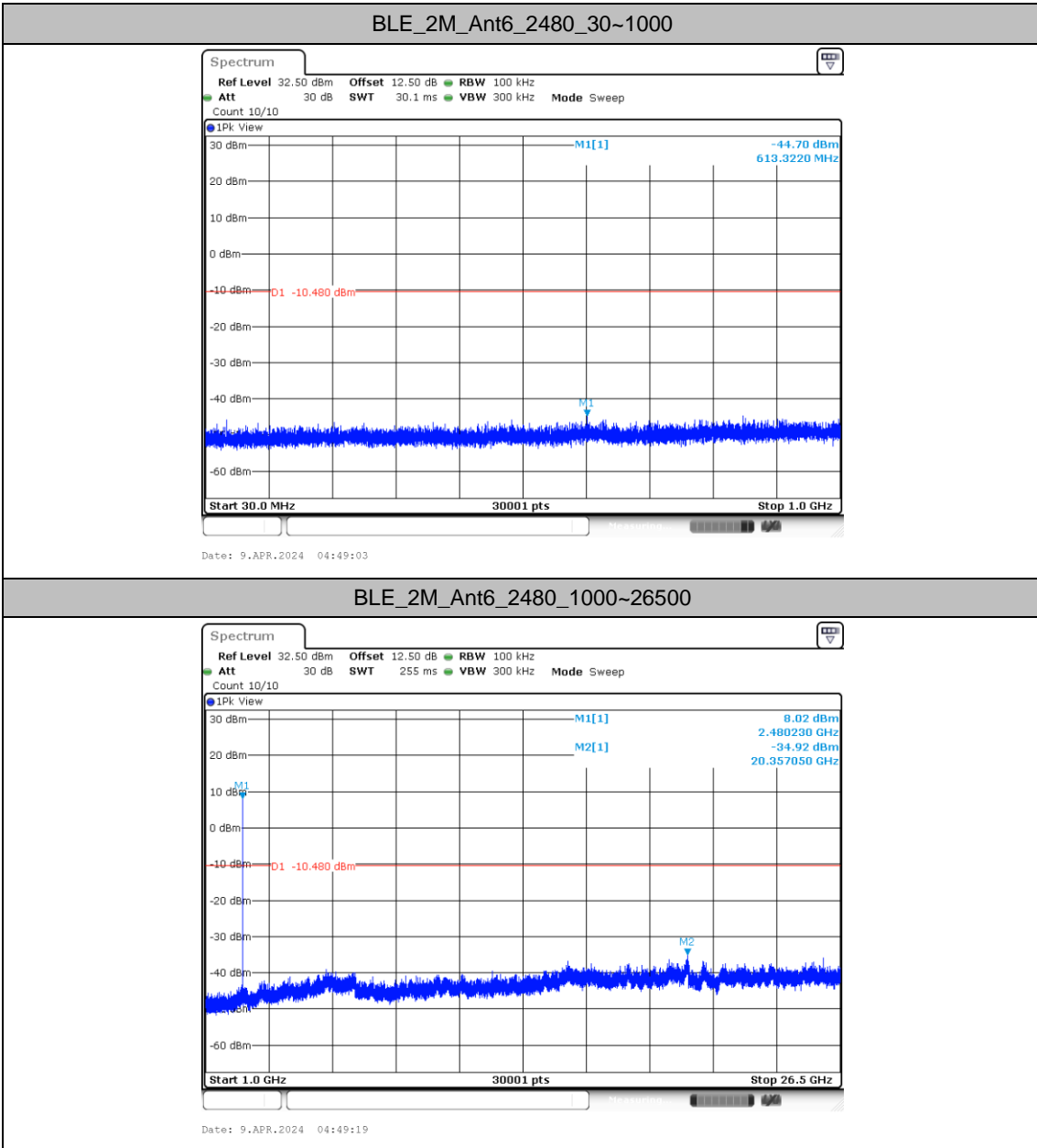
BLE\_1M\_Ant6\_2480\_1000~26500



Date: 9.APR.2024 04:43:55



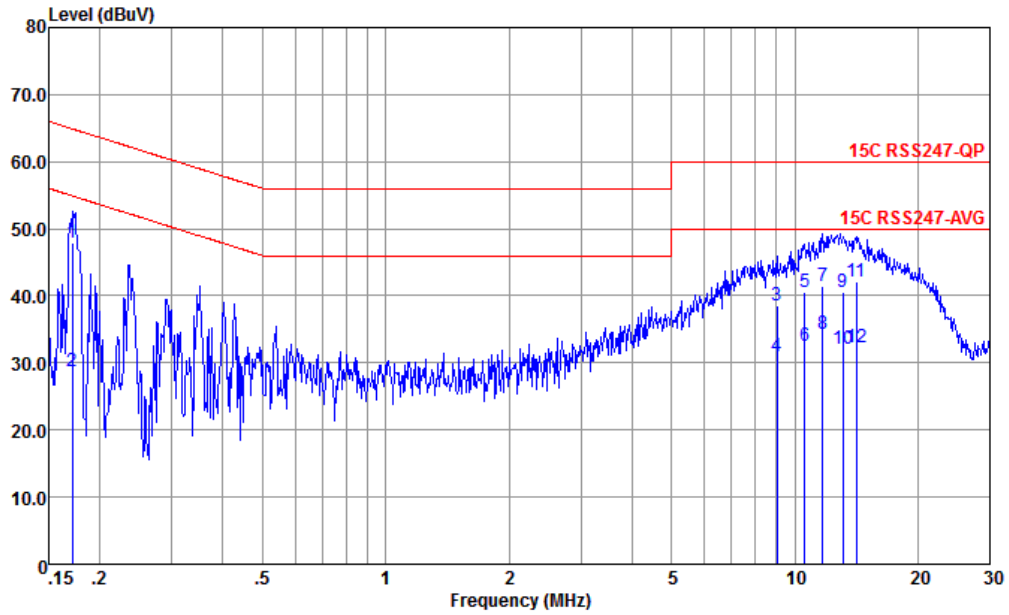






## Appendix B. AC Conducted Emission Test Results

Test Engineer :	Amos Zhang	Temperature :	25.3~26.2°C
		Relative Humidity :	38~40%
Test Voltage :	120Vac / 60Hz	Phase :	Line
Remark :	All emissions not reported here are more than 10 dB below the prescribed limit.		

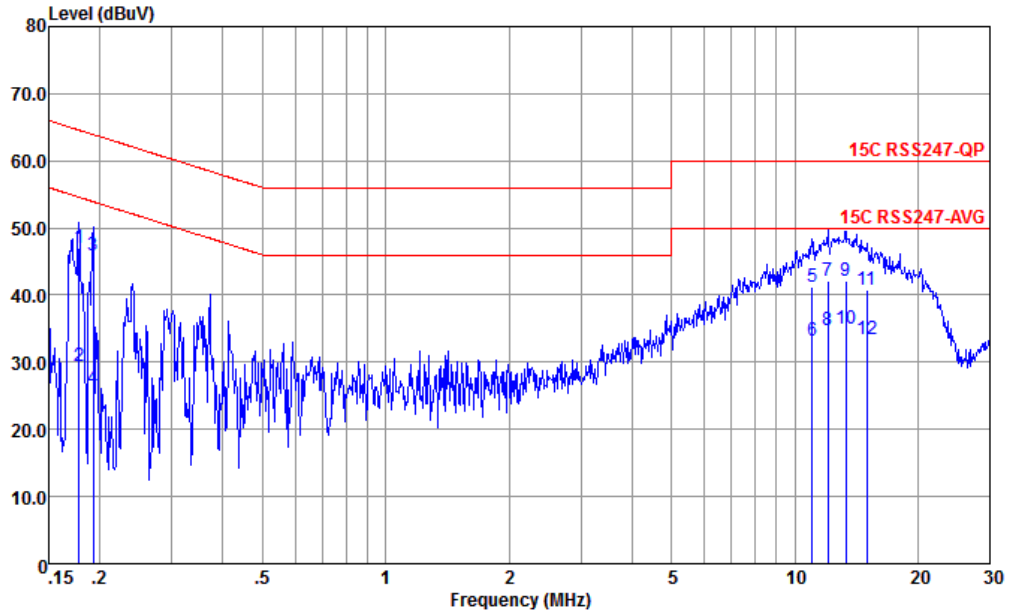


Site : CO01-KS  
 Condition : 15C RSS247-QP LISN-060105-L 2023 LINE

	Freq	Level	Over	Limit	Read	LISN	Cable	Remark
	MHz	dBuV	Limit	Line	Level	Factor	Loss	
			dB	dBuV	dBuV	dB	dB	
1	0.171	47.96	-16.94	64.90	37.50	0.04	10.42	QP
2	0.171	28.66	-26.24	54.90	18.20	0.04	10.42	Average
3	9.059	38.59	-21.41	60.00	28.20	-0.15	10.54	QP
4	9.059	30.99	-19.01	50.00	20.60	-0.15	10.54	Average
5	10.564	40.49	-19.51	60.00	29.90	-0.16	10.75	QP
6	10.564	32.49	-17.51	50.00	21.90	-0.16	10.75	Average
7	11.683	41.40	-18.60	60.00	30.60	-0.14	10.94	QP
8 *	11.683	34.30	-15.70	50.00	23.50	-0.14	10.94	Average
9	13.127	40.55	-19.45	60.00	29.60	-0.13	11.08	QP
10	13.127	32.05	-17.95	50.00	21.10	-0.13	11.08	Average
11	14.138	42.23	-17.77	60.00	31.21	-0.13	11.15	QP
12	14.138	32.23	-17.77	50.00	21.21	-0.13	11.15	Average



Test Engineer :	Amos Zhang	Temperature :	25.3~26.2°C
		Relative Humidity :	38~40%
Test Voltage :	120Vac / 60Hz	Phase :	Neutral
Remark :	All emissions not reported here are more than 10 dB below the prescribed limit.		



Site : CO01-KS  
 Condition : 15C RSS247-QP LISN-060105-N 2023 NEUTRAL

	Freq	Level	Over	Limit	Read	LISN	Cable	Remark
	MHz	dBuV	dB	dBuV	dBuV	dB	dB	
1	0.178	47.06	-17.53	64.59	36.60	0.05	10.41	QP
2	0.178	29.36	-25.23	54.59	18.90	0.05	10.41	Average
3	0.192	45.96	-17.97	63.93	35.50	0.05	10.41	QP
4	0.192	26.06	-27.87	53.93	15.60	0.05	10.41	Average
5	11.021	41.15	-18.85	60.00	30.50	-0.18	10.83	QP
6	11.021	33.25	-16.75	50.00	22.60	-0.18	10.83	Average
7	12.060	42.04	-17.96	60.00	31.19	-0.15	11.00	QP
8	12.060	34.74	-15.26	50.00	23.89	-0.15	11.00	Average
9	13.337	42.16	-17.84	60.00	31.20	-0.13	11.09	QP
10 *	13.337	35.06	-14.94	50.00	24.10	-0.13	11.09	Average
11	14.986	40.71	-19.29	60.00	29.60	-0.10	11.21	QP
12	14.986	33.41	-16.59	50.00	22.30	-0.10	11.21	Average

Note:

- Level(dBμV) = Read Level(dBμV) + LISN Factor(dB) + Cable Loss(dB)
- Over Limit(dB) = Level(dBμV) – Limit Line(dBμV)



## Appendix C. Radiated Spurious Emission Test Data

Test Engineer :	Kuang Jia	Relative Humidity :	48~49%
		Temperature :	24~25°C

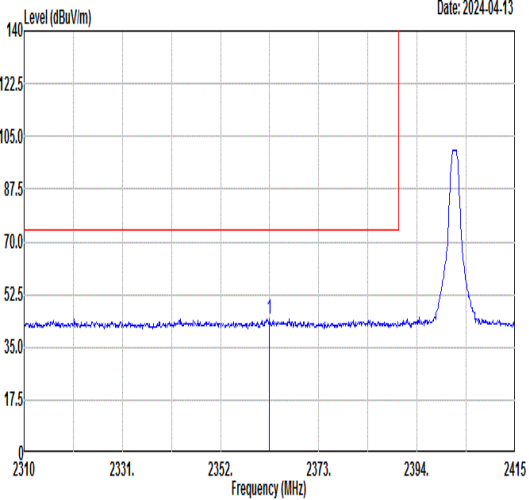
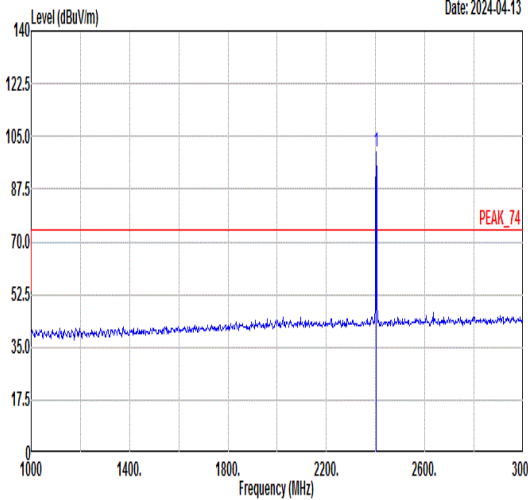
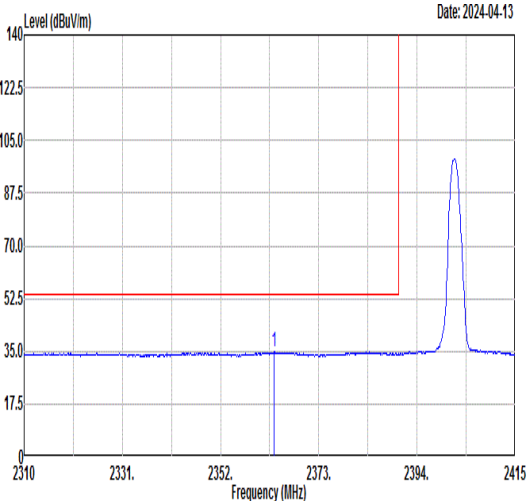
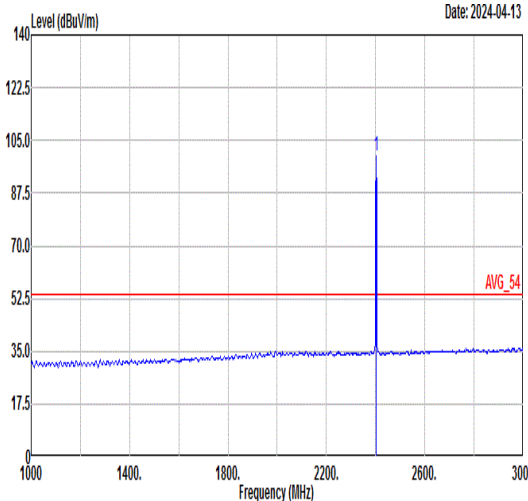
### Radiated Spurious Emission Test Modes

Mode	Band (MHz)	Antenna	Modulation	Channel	Frequency	Data Rate	Remark
Mode 1	2400-2483.5	6	Bluetooth-LE_GSKF	00	2402	1Mbps	-
Mode 2	2400-2483.5	6	Bluetooth-LE_GSKF	19	2440	1Mbps	-
Mode 3	2400-2483.5	6	Bluetooth-LE_GSKF	39	2480	1Mbps	-
Mode 4	2400-2483.5	6	Bluetooth-LE_GSKF	00	2402	2Mbps	-
Mode 5	2400-2483.5	6	Bluetooth-LE_GSKF	19	2440	2Mbps	-
Mode 6	2400-2483.5	6	Bluetooth-LE_GSKF	39	2480	2Mbps	-
Mode 7	2400-2483.5	6	Bluetooth-LE_GSKF	39	2480	2Mbps	LF

### Summary of each worse mode

Mode	Modulation	Ch.	Freq. (MHz)	Level (dBuV/m)	Limit (dBuV/m)	Margin (dB)	Pol.	Peak Avg.	Result	Remark
1	Bluetooth-LE_GSKF	00	2382.77	34.88	54.00	-19.12	V	AVERAGE	Pass	Band Edge
1	Bluetooth-LE_GSKF	00	4804.00	43.55	74.00	-30.45	H	Peak	Pass	Harmonic
2	Bluetooth-LE_GSKF	19	-	-	-	-	-	-	-	Band Edge
2	Bluetooth-LE_GSKF	19	7320.00	45.30	74.00	-28.70	H	Peak	Pass	Harmonic
3	Bluetooth-LE_GSKF	39	2483.58	36.32	54.00	-17.68	V	AVERAGE	Pass	Band Edge
3	Bluetooth-LE_GSKF	39	7440.00	44.69	74.00	-29.31	H	Peak	Pass	Harmonic
4	Bluetooth-LE_GSKF	00	2387.81	36.84	54.00	-17.16	H	AVERAGE	Pass	Band Edge
4	Bluetooth-LE_GSKF	00	4804.00	42.80	74.00	-31.20	V	Peak	Pass	Harmonic
5	Bluetooth-LE_GSKF	19	-	-	-	-	-	-	-	Band Edge
5	Bluetooth-LE_GSKF	19	7320.00	44.58	74.00	-29.42	V	Peak	Pass	Harmonic
6	Bluetooth-LE_GSKF	39	2483.52	39.96	54.00	-14.04	V	AVERAGE	Pass	Band Edge
6	Bluetooth-LE_GSKF	39	7440.00	45.58	74.00	-28.42	V	Peak	Pass	Harmonic
7	Bluetooth-LE_GSKF	39	54.25	29.43	40.00	-10.57	V	Peak	Pass	LF



Mode	1																																																																													
	Band Edge																																																																													
	2400-2483.5_Bluetooth-LE_GSKF_CH00_2402MHz																																																																													
ANT	6																																																																													
Pol.	Horizontal	Fundamental																																																																												
Peak	 <p>Date: 2024-04-13</p> <table border="1"> <thead> <tr> <th>Limit</th> <th>Margin</th> <th>Read</th> <th>Ant</th> <th>Cable</th> <th>Preamp</th> <th>APos</th> <th>TPos</th> <th>Remark</th> </tr> <tr> <th>Freq</th> <th>Level</th> <th>Line</th> <th>Level</th> <th>Factor</th> <th>Loss Factor</th> <th></th> <th></th> <th></th> </tr> <tr> <th>MHz</th> <th>dBuV/m</th> <th>dBuV/m</th> <th>dBuV</th> <th>dB/m</th> <th>dB</th> <th>dB</th> <th>cm</th> <th>deg</th> </tr> </thead> <tbody> <tr> <td>1</td> <td>2362.50</td> <td>44.38</td> <td>74.00</td> <td>-29.62</td> <td>41.83</td> <td>30.73</td> <td>5.34</td> <td>33.52</td> <td>291</td> <td>295 PEAK</td> </tr> </tbody> </table>	Limit	Margin	Read	Ant	Cable	Preamp	APos	TPos	Remark	Freq	Level	Line	Level	Factor	Loss Factor				MHz	dBuV/m	dBuV/m	dBuV	dB/m	dB	dB	cm	deg	1	2362.50	44.38	74.00	-29.62	41.83	30.73	5.34	33.52	291	295 PEAK	 <p>Date: 2024-04-13</p> <table border="1"> <thead> <tr> <th>Limit</th> <th>Margin</th> <th>Read</th> <th>Ant</th> <th>Cable</th> <th>Preamp</th> <th>APos</th> <th>TPos</th> <th>Remark</th> </tr> <tr> <th>Freq</th> <th>Level</th> <th>Line</th> <th>Level</th> <th>Factor</th> <th>Loss Factor</th> <th></th> <th></th> <th></th> </tr> <tr> <th>MHz</th> <th>dBuV/m</th> <th>dBuV/m</th> <th>dBuV</th> <th>dB/m</th> <th>dB</th> <th>dB</th> <th>cm</th> <th>deg</th> </tr> </thead> <tbody> <tr> <td>1</td> <td>2402.00</td> <td>99.91</td> <td>-----</td> <td>-----</td> <td>97.36</td> <td>30.72</td> <td>5.37</td> <td>33.54</td> <td>291</td> <td>295 PEAK</td> </tr> </tbody> </table>	Limit	Margin	Read	Ant	Cable	Preamp	APos	TPos	Remark	Freq	Level	Line	Level	Factor	Loss Factor				MHz	dBuV/m	dBuV/m	dBuV	dB/m	dB	dB	cm	deg	1	2402.00	99.91	-----	-----	97.36	30.72	5.37	33.54	291	295 PEAK
	Limit	Margin	Read	Ant	Cable	Preamp	APos	TPos	Remark																																																																					
Freq	Level	Line	Level	Factor	Loss Factor																																																																									
MHz	dBuV/m	dBuV/m	dBuV	dB/m	dB	dB	cm	deg																																																																						
1	2362.50	44.38	74.00	-29.62	41.83	30.73	5.34	33.52	291	295 PEAK																																																																				
Limit	Margin	Read	Ant	Cable	Preamp	APos	TPos	Remark																																																																						
Freq	Level	Line	Level	Factor	Loss Factor																																																																									
MHz	dBuV/m	dBuV/m	dBuV	dB/m	dB	dB	cm	deg																																																																						
1	2402.00	99.91	-----	-----	97.36	30.72	5.37	33.54	291	295 PEAK																																																																				
Avg	 <p>Date: 2024-04-13</p> <table border="1"> <thead> <tr> <th>Limit</th> <th>Margin</th> <th>Read</th> <th>Ant</th> <th>Cable</th> <th>Preamp</th> <th>APos</th> <th>TPos</th> <th>Remark</th> </tr> <tr> <th>Freq</th> <th>Level</th> <th>Line</th> <th>Level</th> <th>Factor</th> <th>Loss Factor</th> <th></th> <th></th> <th></th> </tr> <tr> <th>MHz</th> <th>dBuV/m</th> <th>dBuV/m</th> <th>dBuV</th> <th>dB/m</th> <th>dB</th> <th>dB</th> <th>cm</th> <th>deg</th> </tr> </thead> <tbody> <tr> <td>1</td> <td>2363.45</td> <td>34.88</td> <td>54.00</td> <td>-19.12</td> <td>32.33</td> <td>30.73</td> <td>5.34</td> <td>33.52</td> <td>291</td> <td>295 AVERAGE</td> </tr> </tbody> </table>	Limit	Margin	Read	Ant	Cable	Preamp	APos	TPos	Remark	Freq	Level	Line	Level	Factor	Loss Factor				MHz	dBuV/m	dBuV/m	dBuV	dB/m	dB	dB	cm	deg	1	2363.45	34.88	54.00	-19.12	32.33	30.73	5.34	33.52	291	295 AVERAGE	 <p>Date: 2024-04-13</p> <table border="1"> <thead> <tr> <th>Limit</th> <th>Margin</th> <th>Read</th> <th>Ant</th> <th>Cable</th> <th>Preamp</th> <th>APos</th> <th>TPos</th> <th>Remark</th> </tr> <tr> <th>Freq</th> <th>Level</th> <th>Line</th> <th>Level</th> <th>Factor</th> <th>Loss Factor</th> <th></th> <th></th> <th></th> </tr> <tr> <th>MHz</th> <th>dBuV/m</th> <th>dBuV/m</th> <th>dBuV</th> <th>dB/m</th> <th>dB</th> <th>dB</th> <th>cm</th> <th>deg</th> </tr> </thead> <tbody> <tr> <td>1</td> <td>2402.00</td> <td>99.75</td> <td>-----</td> <td>-----</td> <td>97.20</td> <td>30.72</td> <td>5.37</td> <td>33.54</td> <td>291</td> <td>295 AVERAGE</td> </tr> </tbody> </table>	Limit	Margin	Read	Ant	Cable	Preamp	APos	TPos	Remark	Freq	Level	Line	Level	Factor	Loss Factor				MHz	dBuV/m	dBuV/m	dBuV	dB/m	dB	dB	cm	deg	1	2402.00	99.75	-----	-----	97.20	30.72	5.37	33.54	291	295 AVERAGE
Limit	Margin	Read	Ant	Cable	Preamp	APos	TPos	Remark																																																																						
Freq	Level	Line	Level	Factor	Loss Factor																																																																									
MHz	dBuV/m	dBuV/m	dBuV	dB/m	dB	dB	cm	deg																																																																						
1	2363.45	34.88	54.00	-19.12	32.33	30.73	5.34	33.52	291	295 AVERAGE																																																																				
Limit	Margin	Read	Ant	Cable	Preamp	APos	TPos	Remark																																																																						
Freq	Level	Line	Level	Factor	Loss Factor																																																																									
MHz	dBuV/m	dBuV/m	dBuV	dB/m	dB	dB	cm	deg																																																																						
1	2402.00	99.75	-----	-----	97.20	30.72	5.37	33.54	291	295 AVERAGE																																																																				





Mode	1																																																																															
	Band Edge																																																																															
	2400-2483.5_Bluetooth-LE_GSKF_CH00_2402MHz																																																																															
ANT	6																																																																															
Pol.	Vertical	Fundamental																																																																														
Peak	<p style="text-align: right;">Date: 2024-04-13</p> <table border="1"> <thead> <tr> <th>Limit</th> <th>Margin</th> <th>Read</th> <th>Ant</th> <th>Cable</th> <th>Preamp</th> <th>APos</th> <th>TPos</th> <th>Remark</th> </tr> <tr> <th>Freq</th> <th>Level</th> <th>Line</th> <th>(dB)</th> <th>Level</th> <th>Factor</th> <th>Loss</th> <th>Factor</th> <th></th> </tr> <tr> <th>MHz</th> <th>dBuV/m</th> <th>dBuV/m</th> <th>dB</th> <th>dB</th> <th>dB</th> <th>dB</th> <th>cm</th> <th>deg</th> </tr> </thead> <tbody> <tr> <td>1</td> <td>2317.46</td> <td>44.82</td> <td>74.00</td> <td>-29.18</td> <td>42.27</td> <td>30.74</td> <td>5.30</td> <td>33.49</td> <td>291</td> <td>291</td> <td>PEAK</td> </tr> </tbody> </table>	Limit	Margin	Read	Ant	Cable	Preamp	APos	TPos	Remark	Freq	Level	Line	(dB)	Level	Factor	Loss	Factor		MHz	dBuV/m	dBuV/m	dB	dB	dB	dB	cm	deg	1	2317.46	44.82	74.00	-29.18	42.27	30.74	5.30	33.49	291	291	PEAK	<p style="text-align: right;">Date: 2024-04-13</p> <table border="1"> <thead> <tr> <th>Limit</th> <th>Margin</th> <th>Read</th> <th>Ant</th> <th>Cable</th> <th>Preamp</th> <th>APos</th> <th>TPos</th> <th>Remark</th> </tr> <tr> <th>Freq</th> <th>Level</th> <th>Line</th> <th>(dB)</th> <th>Level</th> <th>Factor</th> <th>Loss</th> <th>Factor</th> <th></th> </tr> <tr> <th>MHz</th> <th>dBuV/m</th> <th>dBuV/m</th> <th>dB</th> <th>dB</th> <th>dB</th> <th>dB</th> <th>cm</th> <th>deg</th> </tr> </thead> <tbody> <tr> <td>1</td> <td>2402.00</td> <td>101.75</td> <td>-----</td> <td>-----</td> <td>99.20</td> <td>30.72</td> <td>5.37</td> <td>33.54</td> <td>291</td> <td>291</td> <td>PEAK</td> </tr> </tbody> </table>	Limit	Margin	Read	Ant	Cable	Preamp	APos	TPos	Remark	Freq	Level	Line	(dB)	Level	Factor	Loss	Factor		MHz	dBuV/m	dBuV/m	dB	dB	dB	dB	cm	deg	1	2402.00	101.75	-----	-----	99.20	30.72	5.37	33.54	291	291	PEAK
	Limit	Margin	Read	Ant	Cable	Preamp	APos	TPos	Remark																																																																							
Freq	Level	Line	(dB)	Level	Factor	Loss	Factor																																																																									
MHz	dBuV/m	dBuV/m	dB	dB	dB	dB	cm	deg																																																																								
1	2317.46	44.82	74.00	-29.18	42.27	30.74	5.30	33.49	291	291	PEAK																																																																					
Limit	Margin	Read	Ant	Cable	Preamp	APos	TPos	Remark																																																																								
Freq	Level	Line	(dB)	Level	Factor	Loss	Factor																																																																									
MHz	dBuV/m	dBuV/m	dB	dB	dB	dB	cm	deg																																																																								
1	2402.00	101.75	-----	-----	99.20	30.72	5.37	33.54	291	291	PEAK																																																																					
Avg	<p style="text-align: right;">Date: 2024-04-13</p> <table border="1"> <thead> <tr> <th>Limit</th> <th>Margin</th> <th>Read</th> <th>Ant</th> <th>Cable</th> <th>Preamp</th> <th>APos</th> <th>TPos</th> <th>Remark</th> </tr> <tr> <th>Freq</th> <th>Level</th> <th>Line</th> <th>(dB)</th> <th>Level</th> <th>Factor</th> <th>Loss</th> <th>Factor</th> <th></th> </tr> <tr> <th>MHz</th> <th>dBuV/m</th> <th>dBuV/m</th> <th>dB</th> <th>dB</th> <th>dB</th> <th>dB</th> <th>cm</th> <th>deg</th> </tr> </thead> <tbody> <tr> <td>1</td> <td>2382.77</td> <td>34.88</td> <td>54.00</td> <td>-19.12</td> <td>32.34</td> <td>30.72</td> <td>5.35</td> <td>33.53</td> <td>291</td> <td>291</td> <td>AVERAGE</td> </tr> </tbody> </table>	Limit	Margin	Read	Ant	Cable	Preamp	APos	TPos	Remark	Freq	Level	Line	(dB)	Level	Factor	Loss	Factor		MHz	dBuV/m	dBuV/m	dB	dB	dB	dB	cm	deg	1	2382.77	34.88	54.00	-19.12	32.34	30.72	5.35	33.53	291	291	AVERAGE	<p style="text-align: right;">Date: 2024-04-13</p> <table border="1"> <thead> <tr> <th>Limit</th> <th>Margin</th> <th>Read</th> <th>Ant</th> <th>Cable</th> <th>Preamp</th> <th>APos</th> <th>TPos</th> <th>Remark</th> </tr> <tr> <th>Freq</th> <th>Level</th> <th>Line</th> <th>(dB)</th> <th>Level</th> <th>Factor</th> <th>Loss</th> <th>Factor</th> <th></th> </tr> <tr> <th>MHz</th> <th>dBuV/m</th> <th>dBuV/m</th> <th>dB</th> <th>dB</th> <th>dB</th> <th>dB</th> <th>cm</th> <th>deg</th> </tr> </thead> <tbody> <tr> <td>1</td> <td>2402.00</td> <td>99.62</td> <td>-----</td> <td>-----</td> <td>97.07</td> <td>30.72</td> <td>5.37</td> <td>33.54</td> <td>291</td> <td>291</td> <td>AVERAGE</td> </tr> </tbody> </table>	Limit	Margin	Read	Ant	Cable	Preamp	APos	TPos	Remark	Freq	Level	Line	(dB)	Level	Factor	Loss	Factor		MHz	dBuV/m	dBuV/m	dB	dB	dB	dB	cm	deg	1	2402.00	99.62	-----	-----	97.07	30.72	5.37	33.54	291	291	AVERAGE
Limit	Margin	Read	Ant	Cable	Preamp	APos	TPos	Remark																																																																								
Freq	Level	Line	(dB)	Level	Factor	Loss	Factor																																																																									
MHz	dBuV/m	dBuV/m	dB	dB	dB	dB	cm	deg																																																																								
1	2382.77	34.88	54.00	-19.12	32.34	30.72	5.35	33.53	291	291	AVERAGE																																																																					
Limit	Margin	Read	Ant	Cable	Preamp	APos	TPos	Remark																																																																								
Freq	Level	Line	(dB)	Level	Factor	Loss	Factor																																																																									
MHz	dBuV/m	dBuV/m	dB	dB	dB	dB	cm	deg																																																																								
1	2402.00	99.62	-----	-----	97.07	30.72	5.37	33.54	291	291	AVERAGE																																																																					



Mode	1																																													
	Harmonic																																													
	2400-2483.5_Bluetooth-LE_GSKF_CH00_2402MHz																																													
ANT	6																																													
Pol.	Horizontal	Vertical																																												
Peak Avg	<p>Limit Read Ant Cable Preamp APos TPos Freq Level Line Margin Level Factor Loss Factor Remark</p> <table border="1"> <thead> <tr> <th>MHz</th> <th>dBuV/m</th> <th>dBuV/m</th> <th>dB</th> <th>dBuV</th> <th>dB/m</th> <th>dB</th> <th>dB</th> <th>cm</th> <th>deg</th> <th>Remark</th> </tr> </thead> <tbody> <tr> <td>1 4804.00</td> <td>43.55</td> <td>74.00</td> <td>-30.45</td> <td>63.72</td> <td>35.73</td> <td>8.94</td> <td>64.84</td> <td>---</td> <td>---</td> <td>Peak</td> </tr> </tbody> </table>	MHz	dBuV/m	dBuV/m	dB	dBuV	dB/m	dB	dB	cm	deg	Remark	1 4804.00	43.55	74.00	-30.45	63.72	35.73	8.94	64.84	---	---	Peak	<p>Limit Read Ant Cable Preamp APos TPos Freq Level Line Margin Level Factor Loss Factor Remark</p> <table border="1"> <thead> <tr> <th>MHz</th> <th>dBuV/m</th> <th>dBuV/m</th> <th>dB</th> <th>dBuV</th> <th>dB/m</th> <th>dB</th> <th>dB</th> <th>cm</th> <th>deg</th> <th>Remark</th> </tr> </thead> <tbody> <tr> <td>1 4804.00</td> <td>42.62</td> <td>74.00</td> <td>-31.38</td> <td>62.79</td> <td>35.73</td> <td>8.94</td> <td>64.84</td> <td>---</td> <td>---</td> <td>Peak</td> </tr> </tbody> </table>	MHz	dBuV/m	dBuV/m	dB	dBuV	dB/m	dB	dB	cm	deg	Remark	1 4804.00	42.62	74.00	-31.38	62.79	35.73	8.94	64.84	---	---	Peak
	MHz	dBuV/m	dBuV/m	dB	dBuV	dB/m	dB	dB	cm	deg	Remark																																			
1 4804.00	43.55	74.00	-30.45	63.72	35.73	8.94	64.84	---	---	Peak																																				
MHz	dBuV/m	dBuV/m	dB	dBuV	dB/m	dB	dB	cm	deg	Remark																																				
1 4804.00	42.62	74.00	-31.38	62.79	35.73	8.94	64.84	---	---	Peak																																				



Mode	2																																																																																																					
	Harmonic																																																																																																					
	2400-2483.5_Bluetooth-LE_GSKF_CH19_2440MHZ																																																																																																					
ANT	6																																																																																																					
Pol.	Horizontal	Vertical																																																																																																				
Peak Avg	<p>Date: 2024-04-14</p> <table border="1"> <thead> <tr> <th>Limit</th> <th>Read</th> <th>Ant</th> <th>Cable</th> <th>Preamp</th> <th>APos</th> <th>TPos</th> <th>Remark</th> </tr> <tr> <th>Freq</th> <th>Level</th> <th>Line</th> <th>Margin</th> <th>Level</th> <th>Factor</th> <th>Loss</th> <th>Factor</th> </tr> <tr> <th>MHz</th> <th>dBuV/m</th> <th>dBuV/m</th> <th>dB</th> <th>dBuV</th> <th>dB/m</th> <th>dB</th> <th>dB</th> <th>cm</th> <th>deg</th> </tr> </thead> <tbody> <tr> <td>1</td> <td>4880.00</td> <td>42.96</td> <td>74.00</td> <td>-31.04</td> <td>63.21</td> <td>35.91</td> <td>8.71</td> <td>64.87</td> <td>---</td> <td>---</td> <td>Peak</td> </tr> <tr> <td>2</td> <td>7320.00</td> <td>45.30</td> <td>74.00</td> <td>-28.70</td> <td>63.11</td> <td>36.87</td> <td>10.18</td> <td>64.86</td> <td>---</td> <td>---</td> <td>Peak</td> </tr> </tbody> </table>	Limit	Read	Ant	Cable	Preamp	APos	TPos	Remark	Freq	Level	Line	Margin	Level	Factor	Loss	Factor	MHz	dBuV/m	dBuV/m	dB	dBuV	dB/m	dB	dB	cm	deg	1	4880.00	42.96	74.00	-31.04	63.21	35.91	8.71	64.87	---	---	Peak	2	7320.00	45.30	74.00	-28.70	63.11	36.87	10.18	64.86	---	---	Peak	<p>Date: 2024-04-14</p> <table border="1"> <thead> <tr> <th>Limit</th> <th>Read</th> <th>Ant</th> <th>Cable</th> <th>Preamp</th> <th>APos</th> <th>TPos</th> <th>Remark</th> </tr> <tr> <th>Freq</th> <th>Level</th> <th>Line</th> <th>Margin</th> <th>Level</th> <th>Factor</th> <th>Loss</th> <th>Factor</th> </tr> <tr> <th>MHz</th> <th>dBuV/m</th> <th>dBuV/m</th> <th>dB</th> <th>dBuV</th> <th>dB/m</th> <th>dB</th> <th>dB</th> <th>cm</th> <th>deg</th> </tr> </thead> <tbody> <tr> <td>1</td> <td>4880.00</td> <td>42.92</td> <td>74.00</td> <td>-31.08</td> <td>63.17</td> <td>35.91</td> <td>8.71</td> <td>64.87</td> <td>---</td> <td>---</td> <td>Peak</td> </tr> <tr> <td>2</td> <td>7320.00</td> <td>44.47</td> <td>74.00</td> <td>-29.53</td> <td>62.28</td> <td>36.87</td> <td>10.18</td> <td>64.86</td> <td>---</td> <td>---</td> <td>Peak</td> </tr> </tbody> </table>	Limit	Read	Ant	Cable	Preamp	APos	TPos	Remark	Freq	Level	Line	Margin	Level	Factor	Loss	Factor	MHz	dBuV/m	dBuV/m	dB	dBuV	dB/m	dB	dB	cm	deg	1	4880.00	42.92	74.00	-31.08	63.17	35.91	8.71	64.87	---	---	Peak	2	7320.00	44.47	74.00	-29.53	62.28	36.87	10.18	64.86	---	---	Peak
	Limit	Read	Ant	Cable	Preamp	APos	TPos	Remark																																																																																														
Freq	Level	Line	Margin	Level	Factor	Loss	Factor																																																																																															
MHz	dBuV/m	dBuV/m	dB	dBuV	dB/m	dB	dB	cm	deg																																																																																													
1	4880.00	42.96	74.00	-31.04	63.21	35.91	8.71	64.87	---	---	Peak																																																																																											
2	7320.00	45.30	74.00	-28.70	63.11	36.87	10.18	64.86	---	---	Peak																																																																																											
Limit	Read	Ant	Cable	Preamp	APos	TPos	Remark																																																																																															
Freq	Level	Line	Margin	Level	Factor	Loss	Factor																																																																																															
MHz	dBuV/m	dBuV/m	dB	dBuV	dB/m	dB	dB	cm	deg																																																																																													
1	4880.00	42.92	74.00	-31.08	63.17	35.91	8.71	64.87	---	---	Peak																																																																																											
2	7320.00	44.47	74.00	-29.53	62.28	36.87	10.18	64.86	---	---	Peak																																																																																											



Mode	3																																																																									
	Band Edge																																																																									
	2400-2483.5_Bluetooth-LE_GSKF_CH39_2480MHz																																																																									
ANT	6																																																																									
Pol.	Horizontal	Fundamental																																																																								
Peak	<p style="text-align: right;">Date: 2024-04-13</p> <table border="1"> <thead> <tr> <th>Limit</th> <th>Margin</th> <th>Read</th> <th>Ant</th> <th>Cable</th> <th>Preamp</th> <th>APos</th> <th>TPos</th> <th>Remark</th> </tr> <tr> <th>Freq</th> <th>Level</th> <th>Line</th> <th>Level</th> <th>Factor</th> <th>Loss Factor</th> <th></th> <th></th> <th></th> </tr> <tr> <th>MHz</th> <th>dBuV/m</th> <th>dBuV/m</th> <th>dBuV</th> <th>dB/m</th> <th>dB</th> <th>dB</th> <th>cm</th> <th>deg</th> </tr> </thead> <tbody> <tr> <td>1 2483.58</td> <td>47.91</td> <td>74.00</td> <td>-26.09</td> <td>45.34</td> <td>30.70</td> <td>5.46</td> <td>33.59</td> <td>392 305 PEAK</td> </tr> </tbody> </table>	Limit	Margin	Read	Ant	Cable	Preamp	APos	TPos	Remark	Freq	Level	Line	Level	Factor	Loss Factor				MHz	dBuV/m	dBuV/m	dBuV	dB/m	dB	dB	cm	deg	1 2483.58	47.91	74.00	-26.09	45.34	30.70	5.46	33.59	392 305 PEAK	<p style="text-align: right;">Date: 2024-04-13</p> <table border="1"> <thead> <tr> <th>Limit</th> <th>Margin</th> <th>Read</th> <th>Ant</th> <th>Cable</th> <th>Preamp</th> <th>APos</th> <th>TPos</th> <th>Remark</th> </tr> <tr> <th>Freq</th> <th>Level</th> <th>Line</th> <th>Level</th> <th>Factor</th> <th>Loss Factor</th> <th></th> <th></th> <th></th> </tr> <tr> <th>MHz</th> <th>dBuV/m</th> <th>dBuV/m</th> <th>dBuV</th> <th>dB/m</th> <th>dB</th> <th>dB</th> <th>cm</th> <th>deg</th> </tr> </thead> <tbody> <tr> <td>1 2480.00</td> <td>97.25</td> <td>74.00</td> <td>23.25</td> <td>94.68</td> <td>30.70</td> <td>5.46</td> <td>33.59</td> <td>392 305 PEAK</td> </tr> </tbody> </table>	Limit	Margin	Read	Ant	Cable	Preamp	APos	TPos	Remark	Freq	Level	Line	Level	Factor	Loss Factor				MHz	dBuV/m	dBuV/m	dBuV	dB/m	dB	dB	cm	deg	1 2480.00	97.25	74.00	23.25	94.68	30.70	5.46	33.59	392 305 PEAK
	Limit	Margin	Read	Ant	Cable	Preamp	APos	TPos	Remark																																																																	
Freq	Level	Line	Level	Factor	Loss Factor																																																																					
MHz	dBuV/m	dBuV/m	dBuV	dB/m	dB	dB	cm	deg																																																																		
1 2483.58	47.91	74.00	-26.09	45.34	30.70	5.46	33.59	392 305 PEAK																																																																		
Limit	Margin	Read	Ant	Cable	Preamp	APos	TPos	Remark																																																																		
Freq	Level	Line	Level	Factor	Loss Factor																																																																					
MHz	dBuV/m	dBuV/m	dBuV	dB/m	dB	dB	cm	deg																																																																		
1 2480.00	97.25	74.00	23.25	94.68	30.70	5.46	33.59	392 305 PEAK																																																																		
Avg	<p style="text-align: right;">Date: 2024-04-13</p> <table border="1"> <thead> <tr> <th>Limit</th> <th>Margin</th> <th>Read</th> <th>Ant</th> <th>Cable</th> <th>Preamp</th> <th>APos</th> <th>TPos</th> <th>Remark</th> </tr> <tr> <th>Freq</th> <th>Level</th> <th>Line</th> <th>Level</th> <th>Factor</th> <th>Loss Factor</th> <th></th> <th></th> <th></th> </tr> <tr> <th>MHz</th> <th>dBuV/m</th> <th>dBuV/m</th> <th>dBuV</th> <th>dB/m</th> <th>dB</th> <th>dB</th> <th>cm</th> <th>deg</th> </tr> </thead> <tbody> <tr> <td>1 2483.56</td> <td>35.65</td> <td>54.00</td> <td>-18.35</td> <td>33.08</td> <td>30.70</td> <td>5.46</td> <td>33.59</td> <td>392 305 AVERAGE</td> </tr> </tbody> </table>	Limit	Margin	Read	Ant	Cable	Preamp	APos	TPos	Remark	Freq	Level	Line	Level	Factor	Loss Factor				MHz	dBuV/m	dBuV/m	dBuV	dB/m	dB	dB	cm	deg	1 2483.56	35.65	54.00	-18.35	33.08	30.70	5.46	33.59	392 305 AVERAGE	<p style="text-align: right;">Date: 2024-04-13</p> <table border="1"> <thead> <tr> <th>Limit</th> <th>Margin</th> <th>Read</th> <th>Ant</th> <th>Cable</th> <th>Preamp</th> <th>APos</th> <th>TPos</th> <th>Remark</th> </tr> <tr> <th>Freq</th> <th>Level</th> <th>Line</th> <th>Level</th> <th>Factor</th> <th>Loss Factor</th> <th></th> <th></th> <th></th> </tr> <tr> <th>MHz</th> <th>dBuV/m</th> <th>dBuV/m</th> <th>dBuV</th> <th>dB/m</th> <th>dB</th> <th>dB</th> <th>cm</th> <th>deg</th> </tr> </thead> <tbody> <tr> <td>1 2480.00</td> <td>96.29</td> <td>54.00</td> <td>42.29</td> <td>93.72</td> <td>30.70</td> <td>5.46</td> <td>33.59</td> <td>392 305 AVERAGE</td> </tr> </tbody> </table>	Limit	Margin	Read	Ant	Cable	Preamp	APos	TPos	Remark	Freq	Level	Line	Level	Factor	Loss Factor				MHz	dBuV/m	dBuV/m	dBuV	dB/m	dB	dB	cm	deg	1 2480.00	96.29	54.00	42.29	93.72	30.70	5.46	33.59	392 305 AVERAGE
Limit	Margin	Read	Ant	Cable	Preamp	APos	TPos	Remark																																																																		
Freq	Level	Line	Level	Factor	Loss Factor																																																																					
MHz	dBuV/m	dBuV/m	dBuV	dB/m	dB	dB	cm	deg																																																																		
1 2483.56	35.65	54.00	-18.35	33.08	30.70	5.46	33.59	392 305 AVERAGE																																																																		
Limit	Margin	Read	Ant	Cable	Preamp	APos	TPos	Remark																																																																		
Freq	Level	Line	Level	Factor	Loss Factor																																																																					
MHz	dBuV/m	dBuV/m	dBuV	dB/m	dB	dB	cm	deg																																																																		
1 2480.00	96.29	54.00	42.29	93.72	30.70	5.46	33.59	392 305 AVERAGE																																																																		



Mode	3																																																																											
	Band Edge																																																																											
	2400-2483.5_Bluetooth-LE_GSKF_CH39_2480MHz																																																																											
ANT	6																																																																											
Pol.	Vertical	Fundamental																																																																										
Peak	<p style="text-align: right;">Date: 2024-04-13</p> <table border="1"> <thead> <tr> <th>Limit</th> <th>Margin</th> <th>Read</th> <th>Ant</th> <th>Cable</th> <th>Preamp</th> <th>APos</th> <th>TPos</th> <th>Remark</th> </tr> <tr> <th>Freq</th> <th>Level</th> <th>Line</th> <th>Level</th> <th>Factor</th> <th>Loss Factor</th> <th></th> <th></th> <th></th> </tr> <tr> <th>MHz</th> <th>dBuV/m</th> <th>dBuV/m</th> <th>dBuV</th> <th>dB/m</th> <th>dB</th> <th>dB</th> <th>cm</th> <th>deg</th> </tr> </thead> <tbody> <tr> <td>1 2483.66</td> <td>100.28</td> <td>74.00</td> <td>-23.72</td> <td>47.71</td> <td>30.70</td> <td>5.46</td> <td>33.59</td> <td>223</td> <td>289 PEAK</td> </tr> </tbody> </table>	Limit	Margin	Read	Ant	Cable	Preamp	APos	TPos	Remark	Freq	Level	Line	Level	Factor	Loss Factor				MHz	dBuV/m	dBuV/m	dBuV	dB/m	dB	dB	cm	deg	1 2483.66	100.28	74.00	-23.72	47.71	30.70	5.46	33.59	223	289 PEAK	<p style="text-align: right;">Date: 2024-04-13</p> <table border="1"> <thead> <tr> <th>Limit</th> <th>Margin</th> <th>Read</th> <th>Ant</th> <th>Cable</th> <th>Preamp</th> <th>APos</th> <th>TPos</th> <th>Remark</th> </tr> <tr> <th>Freq</th> <th>Level</th> <th>Line</th> <th>Level</th> <th>Factor</th> <th>Loss Factor</th> <th></th> <th></th> <th></th> </tr> <tr> <th>MHz</th> <th>dBuV/m</th> <th>dBuV/m</th> <th>dBuV</th> <th>dB/m</th> <th>dB</th> <th>dB</th> <th>cm</th> <th>deg</th> </tr> </thead> <tbody> <tr> <td>1 2480.00</td> <td>100.92</td> <td>-----</td> <td>-----</td> <td>98.35</td> <td>30.70</td> <td>5.46</td> <td>33.59</td> <td>223</td> <td>289 PEAK</td> </tr> </tbody> </table>	Limit	Margin	Read	Ant	Cable	Preamp	APos	TPos	Remark	Freq	Level	Line	Level	Factor	Loss Factor				MHz	dBuV/m	dBuV/m	dBuV	dB/m	dB	dB	cm	deg	1 2480.00	100.92	-----	-----	98.35	30.70	5.46	33.59	223	289 PEAK
	Limit	Margin	Read	Ant	Cable	Preamp	APos	TPos	Remark																																																																			
Freq	Level	Line	Level	Factor	Loss Factor																																																																							
MHz	dBuV/m	dBuV/m	dBuV	dB/m	dB	dB	cm	deg																																																																				
1 2483.66	100.28	74.00	-23.72	47.71	30.70	5.46	33.59	223	289 PEAK																																																																			
Limit	Margin	Read	Ant	Cable	Preamp	APos	TPos	Remark																																																																				
Freq	Level	Line	Level	Factor	Loss Factor																																																																							
MHz	dBuV/m	dBuV/m	dBuV	dB/m	dB	dB	cm	deg																																																																				
1 2480.00	100.92	-----	-----	98.35	30.70	5.46	33.59	223	289 PEAK																																																																			
Avg	<p style="text-align: right;">Date: 2024-04-13</p> <table border="1"> <thead> <tr> <th>Limit</th> <th>Margin</th> <th>Read</th> <th>Ant</th> <th>Cable</th> <th>Preamp</th> <th>APos</th> <th>TPos</th> <th>Remark</th> </tr> <tr> <th>Freq</th> <th>Level</th> <th>Line</th> <th>Level</th> <th>Factor</th> <th>Loss Factor</th> <th></th> <th></th> <th></th> </tr> <tr> <th>MHz</th> <th>dBuV/m</th> <th>dBuV/m</th> <th>dBuV</th> <th>dB/m</th> <th>dB</th> <th>dB</th> <th>cm</th> <th>deg</th> </tr> </thead> <tbody> <tr> <td>1 2483.58</td> <td>36.32</td> <td>54.00</td> <td>-17.68</td> <td>33.75</td> <td>30.70</td> <td>5.46</td> <td>33.59</td> <td>223</td> <td>289 AVERAGE</td> </tr> </tbody> </table>	Limit	Margin	Read	Ant	Cable	Preamp	APos	TPos	Remark	Freq	Level	Line	Level	Factor	Loss Factor				MHz	dBuV/m	dBuV/m	dBuV	dB/m	dB	dB	cm	deg	1 2483.58	36.32	54.00	-17.68	33.75	30.70	5.46	33.59	223	289 AVERAGE	<p style="text-align: right;">Date: 2024-04-13</p> <table border="1"> <thead> <tr> <th>Limit</th> <th>Margin</th> <th>Read</th> <th>Ant</th> <th>Cable</th> <th>Preamp</th> <th>APos</th> <th>TPos</th> <th>Remark</th> </tr> <tr> <th>Freq</th> <th>Level</th> <th>Line</th> <th>Level</th> <th>Factor</th> <th>Loss Factor</th> <th></th> <th></th> <th></th> </tr> <tr> <th>MHz</th> <th>dBuV/m</th> <th>dBuV/m</th> <th>dBuV</th> <th>dB/m</th> <th>dB</th> <th>dB</th> <th>cm</th> <th>deg</th> </tr> </thead> <tbody> <tr> <td>1 2480.00</td> <td>99.95</td> <td>-----</td> <td>-----</td> <td>97.38</td> <td>30.70</td> <td>5.46</td> <td>33.59</td> <td>223</td> <td>289 AVERAGE</td> </tr> </tbody> </table>	Limit	Margin	Read	Ant	Cable	Preamp	APos	TPos	Remark	Freq	Level	Line	Level	Factor	Loss Factor				MHz	dBuV/m	dBuV/m	dBuV	dB/m	dB	dB	cm	deg	1 2480.00	99.95	-----	-----	97.38	30.70	5.46	33.59	223	289 AVERAGE
Limit	Margin	Read	Ant	Cable	Preamp	APos	TPos	Remark																																																																				
Freq	Level	Line	Level	Factor	Loss Factor																																																																							
MHz	dBuV/m	dBuV/m	dBuV	dB/m	dB	dB	cm	deg																																																																				
1 2483.58	36.32	54.00	-17.68	33.75	30.70	5.46	33.59	223	289 AVERAGE																																																																			
Limit	Margin	Read	Ant	Cable	Preamp	APos	TPos	Remark																																																																				
Freq	Level	Line	Level	Factor	Loss Factor																																																																							
MHz	dBuV/m	dBuV/m	dBuV	dB/m	dB	dB	cm	deg																																																																				
1 2480.00	99.95	-----	-----	97.38	30.70	5.46	33.59	223	289 AVERAGE																																																																			



Mode	3																																																																																														
	Harmonic																																																																																														
	2400-2483.5_Bluetooth-LE_GSKF_CH39_2480MHz																																																																																														
ANT	6																																																																																														
Pol.	Horizontal	Vertical																																																																																													
Peak Avg																																																																																															
	<table border="1"> <thead> <tr> <th></th> <th>Limit</th> <th>Read</th> <th>Ant</th> <th>Cable</th> <th>Preamp</th> <th>APos</th> <th>TPos</th> <th></th> </tr> <tr> <th>Freq</th> <th>Level</th> <th>Line</th> <th>Margin</th> <th>Level</th> <th>Factor</th> <th>Loss</th> <th>Factor</th> <th>Remark</th> </tr> <tr> <th>MHz</th> <th>dBuV/m</th> <th>dBuV/m</th> <th>dB</th> <th>dBuV</th> <th>dB/m</th> <th>dB</th> <th>dB</th> <th>cm</th> </tr> </thead> <tbody> <tr> <td>1</td> <td>4960.00</td> <td>42.56</td> <td>74.00</td> <td>-31.44</td> <td>62.90</td> <td>36.10</td> <td>8.46</td> <td>64.90</td> <td>--- Peak</td> </tr> <tr> <td>2</td> <td>7440.00</td> <td>44.69</td> <td>74.00</td> <td>-29.31</td> <td>62.56</td> <td>36.82</td> <td>10.17</td> <td>64.86</td> <td>--- Peak</td> </tr> </tbody> </table>		Limit	Read	Ant	Cable	Preamp	APos	TPos		Freq	Level	Line	Margin	Level	Factor	Loss	Factor	Remark	MHz	dBuV/m	dBuV/m	dB	dBuV	dB/m	dB	dB	cm	1	4960.00	42.56	74.00	-31.44	62.90	36.10	8.46	64.90	--- Peak	2	7440.00	44.69	74.00	-29.31	62.56	36.82	10.17	64.86	--- Peak	<table border="1"> <thead> <tr> <th></th> <th>Limit</th> <th>Read</th> <th>Ant</th> <th>Cable</th> <th>Preamp</th> <th>APos</th> <th>TPos</th> <th></th> </tr> <tr> <th>Freq</th> <th>Level</th> <th>Line</th> <th>Margin</th> <th>Level</th> <th>Factor</th> <th>Loss</th> <th>Factor</th> <th>Remark</th> </tr> <tr> <th>MHz</th> <th>dBuV/m</th> <th>dBuV/m</th> <th>dB</th> <th>dBuV</th> <th>dB/m</th> <th>dB</th> <th>dB</th> <th>cm</th> </tr> </thead> <tbody> <tr> <td>1</td> <td>4960.00</td> <td>43.28</td> <td>74.00</td> <td>-30.72</td> <td>63.62</td> <td>36.10</td> <td>8.46</td> <td>64.90</td> <td>--- Peak</td> </tr> <tr> <td>2</td> <td>7440.00</td> <td>44.02</td> <td>74.00</td> <td>-29.98</td> <td>61.89</td> <td>36.82</td> <td>10.17</td> <td>64.86</td> <td>--- Peak</td> </tr> </tbody> </table>		Limit	Read	Ant	Cable	Preamp	APos	TPos		Freq	Level	Line	Margin	Level	Factor	Loss	Factor	Remark	MHz	dBuV/m	dBuV/m	dB	dBuV	dB/m	dB	dB	cm	1	4960.00	43.28	74.00	-30.72	63.62	36.10	8.46	64.90	--- Peak	2	7440.00	44.02	74.00	-29.98	61.89	36.82	10.17	64.86
	Limit	Read	Ant	Cable	Preamp	APos	TPos																																																																																								
Freq	Level	Line	Margin	Level	Factor	Loss	Factor	Remark																																																																																							
MHz	dBuV/m	dBuV/m	dB	dBuV	dB/m	dB	dB	cm																																																																																							
1	4960.00	42.56	74.00	-31.44	62.90	36.10	8.46	64.90	--- Peak																																																																																						
2	7440.00	44.69	74.00	-29.31	62.56	36.82	10.17	64.86	--- Peak																																																																																						
	Limit	Read	Ant	Cable	Preamp	APos	TPos																																																																																								
Freq	Level	Line	Margin	Level	Factor	Loss	Factor	Remark																																																																																							
MHz	dBuV/m	dBuV/m	dB	dBuV	dB/m	dB	dB	cm																																																																																							
1	4960.00	43.28	74.00	-30.72	63.62	36.10	8.46	64.90	--- Peak																																																																																						
2	7440.00	44.02	74.00	-29.98	61.89	36.82	10.17	64.86	--- Peak																																																																																						



Mode	4																																																																									
	Band Edge																																																																									
	2400-2483.5_Bluetooth-LE_GSKF_CH00_2402MHz																																																																									
ANT	6																																																																									
Pol.	Horizontal	Fundamental																																																																								
Peak	<p>Date: 2024-04-13</p> <table border="1"> <thead> <tr> <th>Limit</th> <th>Read</th> <th>Ant</th> <th>Cable</th> <th>Preamp</th> <th>APos</th> <th>TPos</th> <th>Remark</th> </tr> <tr> <th>Freq</th> <th>Level</th> <th>Line</th> <th>Margin</th> <th>Level</th> <th>Factor</th> <th>Loss</th> <th>Factor</th> </tr> <tr> <th>MHz</th> <th>dBuV/m</th> <th>dBuV/m</th> <th>dB</th> <th>dBuV</th> <th>dB/m</th> <th>dB</th> <th>dB</th> </tr> </thead> <tbody> <tr> <td>1</td> <td>2386.13</td> <td>44.75</td> <td>74.00</td> <td>-29.25</td> <td>42.20</td> <td>30.72</td> <td>5.36</td> <td>33.53</td> <td>329</td> <td>311</td> <td>PEAK</td> </tr> </tbody> </table>	Limit	Read	Ant	Cable	Preamp	APos	TPos	Remark	Freq	Level	Line	Margin	Level	Factor	Loss	Factor	MHz	dBuV/m	dBuV/m	dB	dBuV	dB/m	dB	dB	1	2386.13	44.75	74.00	-29.25	42.20	30.72	5.36	33.53	329	311	PEAK	<p>Date: 2024-04-13</p> <table border="1"> <thead> <tr> <th>Limit</th> <th>Read</th> <th>Ant</th> <th>Cable</th> <th>Preamp</th> <th>APos</th> <th>TPos</th> <th>Remark</th> </tr> <tr> <th>Freq</th> <th>Level</th> <th>Line</th> <th>Margin</th> <th>Level</th> <th>Factor</th> <th>Loss</th> <th>Factor</th> </tr> <tr> <th>MHz</th> <th>dBuV/m</th> <th>dBuV/m</th> <th>dB</th> <th>dBuV</th> <th>dB/m</th> <th>dB</th> <th>dB</th> </tr> </thead> <tbody> <tr> <td>1</td> <td>2402.00</td> <td>101.74</td> <td>-----</td> <td>-----</td> <td>99.19</td> <td>30.72</td> <td>5.37</td> <td>33.54</td> <td>329</td> <td>311</td> <td>PEAK</td> </tr> </tbody> </table>	Limit	Read	Ant	Cable	Preamp	APos	TPos	Remark	Freq	Level	Line	Margin	Level	Factor	Loss	Factor	MHz	dBuV/m	dBuV/m	dB	dBuV	dB/m	dB	dB	1	2402.00	101.74	-----	-----	99.19	30.72	5.37	33.54	329	311	PEAK
	Limit	Read	Ant	Cable	Preamp	APos	TPos	Remark																																																																		
Freq	Level	Line	Margin	Level	Factor	Loss	Factor																																																																			
MHz	dBuV/m	dBuV/m	dB	dBuV	dB/m	dB	dB																																																																			
1	2386.13	44.75	74.00	-29.25	42.20	30.72	5.36	33.53	329	311	PEAK																																																															
Limit	Read	Ant	Cable	Preamp	APos	TPos	Remark																																																																			
Freq	Level	Line	Margin	Level	Factor	Loss	Factor																																																																			
MHz	dBuV/m	dBuV/m	dB	dBuV	dB/m	dB	dB																																																																			
1	2402.00	101.74	-----	-----	99.19	30.72	5.37	33.54	329	311	PEAK																																																															
Avg	<p>Date: 2024-04-13</p> <table border="1"> <thead> <tr> <th>Limit</th> <th>Read</th> <th>Ant</th> <th>Cable</th> <th>Preamp</th> <th>APos</th> <th>TPos</th> <th>Remark</th> </tr> <tr> <th>Freq</th> <th>Level</th> <th>Line</th> <th>Margin</th> <th>Level</th> <th>Factor</th> <th>Loss</th> <th>Factor</th> </tr> <tr> <th>MHz</th> <th>dBuV/m</th> <th>dBuV/m</th> <th>dB</th> <th>dBuV</th> <th>dB/m</th> <th>dB</th> <th>dB</th> </tr> </thead> <tbody> <tr> <td>1</td> <td>2387.81</td> <td>36.84</td> <td>54.00</td> <td>-17.16</td> <td>34.29</td> <td>30.72</td> <td>5.36</td> <td>33.53</td> <td>329</td> <td>311</td> <td>AVERAGE</td> </tr> </tbody> </table>	Limit	Read	Ant	Cable	Preamp	APos	TPos	Remark	Freq	Level	Line	Margin	Level	Factor	Loss	Factor	MHz	dBuV/m	dBuV/m	dB	dBuV	dB/m	dB	dB	1	2387.81	36.84	54.00	-17.16	34.29	30.72	5.36	33.53	329	311	AVERAGE	<p>Date: 2024-04-13</p> <table border="1"> <thead> <tr> <th>Limit</th> <th>Read</th> <th>Ant</th> <th>Cable</th> <th>Preamp</th> <th>APos</th> <th>TPos</th> <th>Remark</th> </tr> <tr> <th>Freq</th> <th>Level</th> <th>Line</th> <th>Margin</th> <th>Level</th> <th>Factor</th> <th>Loss</th> <th>Factor</th> </tr> <tr> <th>MHz</th> <th>dBuV/m</th> <th>dBuV/m</th> <th>dB</th> <th>dBuV</th> <th>dB/m</th> <th>dB</th> <th>dB</th> </tr> </thead> <tbody> <tr> <td>1</td> <td>2402.00</td> <td>99.22</td> <td>-----</td> <td>-----</td> <td>96.67</td> <td>30.72</td> <td>5.37</td> <td>33.54</td> <td>329</td> <td>311</td> <td>AVERAGE</td> </tr> </tbody> </table>	Limit	Read	Ant	Cable	Preamp	APos	TPos	Remark	Freq	Level	Line	Margin	Level	Factor	Loss	Factor	MHz	dBuV/m	dBuV/m	dB	dBuV	dB/m	dB	dB	1	2402.00	99.22	-----	-----	96.67	30.72	5.37	33.54	329	311	AVERAGE
Limit	Read	Ant	Cable	Preamp	APos	TPos	Remark																																																																			
Freq	Level	Line	Margin	Level	Factor	Loss	Factor																																																																			
MHz	dBuV/m	dBuV/m	dB	dBuV	dB/m	dB	dB																																																																			
1	2387.81	36.84	54.00	-17.16	34.29	30.72	5.36	33.53	329	311	AVERAGE																																																															
Limit	Read	Ant	Cable	Preamp	APos	TPos	Remark																																																																			
Freq	Level	Line	Margin	Level	Factor	Loss	Factor																																																																			
MHz	dBuV/m	dBuV/m	dB	dBuV	dB/m	dB	dB																																																																			
1	2402.00	99.22	-----	-----	96.67	30.72	5.37	33.54	329	311	AVERAGE																																																															



Mode	4																																																																									
	Band Edge																																																																									
	2400-2483.5_Bluetooth-LE_GSKF_CH00_2402MHz																																																																									
ANT	6																																																																									
Pol.	Vertical	Fundamental																																																																								
Peak	<p style="text-align: right;">Date: 2024-04-13</p> <table border="1"> <thead> <tr> <th>Limit</th> <th>Read</th> <th>Ant</th> <th>Cable</th> <th>Preamp</th> <th>APos</th> <th>TPos</th> <th>Remark</th> </tr> <tr> <th>Freq</th> <th>Level</th> <th>Line</th> <th>Margin</th> <th>Level</th> <th>Factor</th> <th>Loss</th> <th>Factor</th> </tr> <tr> <th>MHz</th> <th>dBuV/m</th> <th>dBuV/m</th> <th>dB</th> <th>dBuV</th> <th>dB/m</th> <th>dB</th> <th>dB</th> </tr> </thead> <tbody> <tr> <td>1</td> <td>2389.19</td> <td>44.40</td> <td>74.00</td> <td>-29.60</td> <td>41.86</td> <td>30.72</td> <td>5.35</td> <td>33.53</td> <td>291</td> <td>291</td> <td>PEAK</td> </tr> </tbody> </table>	Limit	Read	Ant	Cable	Preamp	APos	TPos	Remark	Freq	Level	Line	Margin	Level	Factor	Loss	Factor	MHz	dBuV/m	dBuV/m	dB	dBuV	dB/m	dB	dB	1	2389.19	44.40	74.00	-29.60	41.86	30.72	5.35	33.53	291	291	PEAK	<p style="text-align: right;">Date: 2024-04-13</p> <table border="1"> <thead> <tr> <th>Limit</th> <th>Read</th> <th>Ant</th> <th>Cable</th> <th>Preamp</th> <th>APos</th> <th>TPos</th> <th>Remark</th> </tr> <tr> <th>Freq</th> <th>Level</th> <th>Line</th> <th>Margin</th> <th>Level</th> <th>Factor</th> <th>Loss</th> <th>Factor</th> </tr> <tr> <th>MHz</th> <th>dBuV/m</th> <th>dBuV/m</th> <th>dB</th> <th>dBuV</th> <th>dB/m</th> <th>dB</th> <th>dB</th> </tr> </thead> <tbody> <tr> <td>1</td> <td>2402.00</td> <td>100.83</td> <td>-----</td> <td>-----</td> <td>98.28</td> <td>30.72</td> <td>5.37</td> <td>33.54</td> <td>291</td> <td>291</td> <td>PEAK</td> </tr> </tbody> </table>	Limit	Read	Ant	Cable	Preamp	APos	TPos	Remark	Freq	Level	Line	Margin	Level	Factor	Loss	Factor	MHz	dBuV/m	dBuV/m	dB	dBuV	dB/m	dB	dB	1	2402.00	100.83	-----	-----	98.28	30.72	5.37	33.54	291	291	PEAK
	Limit	Read	Ant	Cable	Preamp	APos	TPos	Remark																																																																		
Freq	Level	Line	Margin	Level	Factor	Loss	Factor																																																																			
MHz	dBuV/m	dBuV/m	dB	dBuV	dB/m	dB	dB																																																																			
1	2389.19	44.40	74.00	-29.60	41.86	30.72	5.35	33.53	291	291	PEAK																																																															
Limit	Read	Ant	Cable	Preamp	APos	TPos	Remark																																																																			
Freq	Level	Line	Margin	Level	Factor	Loss	Factor																																																																			
MHz	dBuV/m	dBuV/m	dB	dBuV	dB/m	dB	dB																																																																			
1	2402.00	100.83	-----	-----	98.28	30.72	5.37	33.54	291	291	PEAK																																																															
Avg	<p style="text-align: right;">Date: 2024-04-13</p> <table border="1"> <thead> <tr> <th>Limit</th> <th>Read</th> <th>Ant</th> <th>Cable</th> <th>Preamp</th> <th>APos</th> <th>TPos</th> <th>Remark</th> </tr> <tr> <th>Freq</th> <th>Level</th> <th>Line</th> <th>Margin</th> <th>Level</th> <th>Factor</th> <th>Loss</th> <th>Factor</th> </tr> <tr> <th>MHz</th> <th>dBuV/m</th> <th>dBuV/m</th> <th>dB</th> <th>dBuV</th> <th>dB/m</th> <th>dB</th> <th>dB</th> </tr> </thead> <tbody> <tr> <td>1</td> <td>2389.91</td> <td>36.54</td> <td>54.00</td> <td>-17.46</td> <td>33.99</td> <td>30.72</td> <td>5.36</td> <td>33.53</td> <td>291</td> <td>291</td> <td>AVERAGE</td> </tr> </tbody> </table>	Limit	Read	Ant	Cable	Preamp	APos	TPos	Remark	Freq	Level	Line	Margin	Level	Factor	Loss	Factor	MHz	dBuV/m	dBuV/m	dB	dBuV	dB/m	dB	dB	1	2389.91	36.54	54.00	-17.46	33.99	30.72	5.36	33.53	291	291	AVERAGE	<p style="text-align: right;">Date: 2024-04-13</p> <table border="1"> <thead> <tr> <th>Limit</th> <th>Read</th> <th>Ant</th> <th>Cable</th> <th>Preamp</th> <th>APos</th> <th>TPos</th> <th>Remark</th> </tr> <tr> <th>Freq</th> <th>Level</th> <th>Line</th> <th>Margin</th> <th>Level</th> <th>Factor</th> <th>Loss</th> <th>Factor</th> </tr> <tr> <th>MHz</th> <th>dBuV/m</th> <th>dBuV/m</th> <th>dB</th> <th>dBuV</th> <th>dB/m</th> <th>dB</th> <th>dB</th> </tr> </thead> <tbody> <tr> <td>1</td> <td>2402.00</td> <td>99.06</td> <td>-----</td> <td>-----</td> <td>96.51</td> <td>30.72</td> <td>5.37</td> <td>33.54</td> <td>291</td> <td>291</td> <td>AVERAGE</td> </tr> </tbody> </table>	Limit	Read	Ant	Cable	Preamp	APos	TPos	Remark	Freq	Level	Line	Margin	Level	Factor	Loss	Factor	MHz	dBuV/m	dBuV/m	dB	dBuV	dB/m	dB	dB	1	2402.00	99.06	-----	-----	96.51	30.72	5.37	33.54	291	291	AVERAGE
Limit	Read	Ant	Cable	Preamp	APos	TPos	Remark																																																																			
Freq	Level	Line	Margin	Level	Factor	Loss	Factor																																																																			
MHz	dBuV/m	dBuV/m	dB	dBuV	dB/m	dB	dB																																																																			
1	2389.91	36.54	54.00	-17.46	33.99	30.72	5.36	33.53	291	291	AVERAGE																																																															
Limit	Read	Ant	Cable	Preamp	APos	TPos	Remark																																																																			
Freq	Level	Line	Margin	Level	Factor	Loss	Factor																																																																			
MHz	dBuV/m	dBuV/m	dB	dBuV	dB/m	dB	dB																																																																			
1	2402.00	99.06	-----	-----	96.51	30.72	5.37	33.54	291	291	AVERAGE																																																															





Mode	4																																													
	Harmonic																																													
	2400-2483.5_Bluetooth-LE_GSKF_CH00_2402MHz																																													
ANT	6																																													
Pol.	Horizontal	Vertical																																												
Peak Avg	<p>Limit Read Ant Cable Preamp APos TPos Freq Level Line Margin Level Factor Loss Factor Remark</p> <table border="1"> <thead> <tr> <th>MHz</th> <th>dBuV/m</th> <th>dBuV/m</th> <th>dB</th> <th>dBuV</th> <th>dB/m</th> <th>dB</th> <th>dB</th> <th>cm</th> <th>deg</th> <th>Remark</th> </tr> </thead> <tbody> <tr> <td>1 4804.00</td> <td>42.33</td> <td>74.00</td> <td>-31.67</td> <td>62.50</td> <td>35.73</td> <td>8.94</td> <td>64.84</td> <td>---</td> <td>---</td> <td>Peak</td> </tr> </tbody> </table>	MHz	dBuV/m	dBuV/m	dB	dBuV	dB/m	dB	dB	cm	deg	Remark	1 4804.00	42.33	74.00	-31.67	62.50	35.73	8.94	64.84	---	---	Peak	<p>Limit Read Ant Cable Preamp APos TPos Freq Level Line Margin Level Factor Loss Factor Remark</p> <table border="1"> <thead> <tr> <th>MHz</th> <th>dBuV/m</th> <th>dBuV/m</th> <th>dB</th> <th>dBuV</th> <th>dB/m</th> <th>dB</th> <th>dB</th> <th>cm</th> <th>deg</th> <th>Remark</th> </tr> </thead> <tbody> <tr> <td>1 4804.00</td> <td>42.80</td> <td>74.00</td> <td>-31.20</td> <td>62.97</td> <td>35.73</td> <td>8.94</td> <td>64.84</td> <td>---</td> <td>---</td> <td>Peak</td> </tr> </tbody> </table>	MHz	dBuV/m	dBuV/m	dB	dBuV	dB/m	dB	dB	cm	deg	Remark	1 4804.00	42.80	74.00	-31.20	62.97	35.73	8.94	64.84	---	---	Peak
	MHz	dBuV/m	dBuV/m	dB	dBuV	dB/m	dB	dB	cm	deg	Remark																																			
1 4804.00	42.33	74.00	-31.67	62.50	35.73	8.94	64.84	---	---	Peak																																				
MHz	dBuV/m	dBuV/m	dB	dBuV	dB/m	dB	dB	cm	deg	Remark																																				
1 4804.00	42.80	74.00	-31.20	62.97	35.73	8.94	64.84	---	---	Peak																																				



Mode	5																																																																																																					
	Harmonic																																																																																																					
	2400-2483.5_Bluetooth-LE_GSKF_CH19_2440MHZ																																																																																																					
ANT	6																																																																																																					
Pol.	Horizontal	Vertical																																																																																																				
Peak Avg	<table border="1"> <thead> <tr> <th>Limit</th> <th>Read</th> <th>Ant</th> <th>Cable</th> <th>Preamp</th> <th>APos</th> <th>TPos</th> <th>Remark</th> </tr> <tr> <th>Freq</th> <th>Level</th> <th>Line</th> <th>Margin</th> <th>Level</th> <th>Factor</th> <th>Loss</th> <th>Factor</th> </tr> <tr> <th>MHz</th> <th>dBuV/m</th> <th>dBuV/m</th> <th>dB</th> <th>dBuV</th> <th>dB/m</th> <th>dB</th> <th>dB</th> <th>cm</th> <th>deg</th> </tr> </thead> <tbody> <tr> <td>1</td> <td>4880.00</td> <td>42.07</td> <td>74.00</td> <td>-31.93</td> <td>62.32</td> <td>35.91</td> <td>8.71</td> <td>64.87</td> <td>---</td> <td>---</td> <td>Peak</td> </tr> <tr> <td>2</td> <td>7320.00</td> <td>44.55</td> <td>74.00</td> <td>-29.45</td> <td>62.36</td> <td>36.87</td> <td>10.18</td> <td>64.86</td> <td>---</td> <td>---</td> <td>Peak</td> </tr> </tbody> </table>	Limit	Read	Ant	Cable	Preamp	APos	TPos	Remark	Freq	Level	Line	Margin	Level	Factor	Loss	Factor	MHz	dBuV/m	dBuV/m	dB	dBuV	dB/m	dB	dB	cm	deg	1	4880.00	42.07	74.00	-31.93	62.32	35.91	8.71	64.87	---	---	Peak	2	7320.00	44.55	74.00	-29.45	62.36	36.87	10.18	64.86	---	---	Peak	<table border="1"> <thead> <tr> <th>Limit</th> <th>Read</th> <th>Ant</th> <th>Cable</th> <th>Preamp</th> <th>APos</th> <th>TPos</th> <th>Remark</th> </tr> <tr> <th>Freq</th> <th>Level</th> <th>Line</th> <th>Margin</th> <th>Level</th> <th>Factor</th> <th>Loss</th> <th>Factor</th> </tr> <tr> <th>MHz</th> <th>dBuV/m</th> <th>dBuV/m</th> <th>dB</th> <th>dBuV</th> <th>dB/m</th> <th>dB</th> <th>dB</th> <th>cm</th> <th>deg</th> </tr> </thead> <tbody> <tr> <td>1</td> <td>4880.00</td> <td>42.71</td> <td>74.00</td> <td>-31.29</td> <td>62.96</td> <td>35.91</td> <td>8.71</td> <td>64.87</td> <td>---</td> <td>---</td> <td>Peak</td> </tr> <tr> <td>2</td> <td>7320.00</td> <td>44.58</td> <td>74.00</td> <td>-29.42</td> <td>62.39</td> <td>36.87</td> <td>10.18</td> <td>64.86</td> <td>---</td> <td>---</td> <td>Peak</td> </tr> </tbody> </table>	Limit	Read	Ant	Cable	Preamp	APos	TPos	Remark	Freq	Level	Line	Margin	Level	Factor	Loss	Factor	MHz	dBuV/m	dBuV/m	dB	dBuV	dB/m	dB	dB	cm	deg	1	4880.00	42.71	74.00	-31.29	62.96	35.91	8.71	64.87	---	---	Peak	2	7320.00	44.58	74.00	-29.42	62.39	36.87	10.18	64.86	---	---	Peak
	Limit	Read	Ant	Cable	Preamp	APos	TPos	Remark																																																																																														
Freq	Level	Line	Margin	Level	Factor	Loss	Factor																																																																																															
MHz	dBuV/m	dBuV/m	dB	dBuV	dB/m	dB	dB	cm	deg																																																																																													
1	4880.00	42.07	74.00	-31.93	62.32	35.91	8.71	64.87	---	---	Peak																																																																																											
2	7320.00	44.55	74.00	-29.45	62.36	36.87	10.18	64.86	---	---	Peak																																																																																											
Limit	Read	Ant	Cable	Preamp	APos	TPos	Remark																																																																																															
Freq	Level	Line	Margin	Level	Factor	Loss	Factor																																																																																															
MHz	dBuV/m	dBuV/m	dB	dBuV	dB/m	dB	dB	cm	deg																																																																																													
1	4880.00	42.71	74.00	-31.29	62.96	35.91	8.71	64.87	---	---	Peak																																																																																											
2	7320.00	44.58	74.00	-29.42	62.39	36.87	10.18	64.86	---	---	Peak																																																																																											



Mode	6																																																																															
	Band Edge																																																																															
	2400-2483.5_Bluetooth-LE_GSKF_CH39_2480MHz																																																																															
ANT	6																																																																															
Pol.	Horizontal	Fundamental																																																																														
Peak	<table border="1"> <thead> <tr> <th>Limit</th> <th>Margin</th> <th>Read</th> <th>Ant</th> <th>Cable</th> <th>Preamp</th> <th>APos</th> <th>TPos</th> <th>Remark</th> </tr> <tr> <th>Freq</th> <th>Level</th> <th>Line</th> <th>Level</th> <th>Factor</th> <th>Loss Factor</th> <th>cm</th> <th>deg</th> <th></th> </tr> <tr> <th>MHz</th> <th>dBuV/m</th> <th>dBuV/m</th> <th>dBuV</th> <th>dB/m</th> <th>dB</th> <th>dB</th> <th>cm</th> <th>deg</th> </tr> </thead> <tbody> <tr> <td>1</td> <td>2483.74</td> <td>51.08</td> <td>74.00</td> <td>-22.92</td> <td>48.51</td> <td>30.70</td> <td>5.46</td> <td>33.59</td> <td>350</td> <td>313</td> <td>PEAK</td> </tr> </tbody> </table>	Limit	Margin	Read	Ant	Cable	Preamp	APos	TPos	Remark	Freq	Level	Line	Level	Factor	Loss Factor	cm	deg		MHz	dBuV/m	dBuV/m	dBuV	dB/m	dB	dB	cm	deg	1	2483.74	51.08	74.00	-22.92	48.51	30.70	5.46	33.59	350	313	PEAK	<table border="1"> <thead> <tr> <th>Limit</th> <th>Margin</th> <th>Read</th> <th>Ant</th> <th>Cable</th> <th>Preamp</th> <th>APos</th> <th>TPos</th> <th>Remark</th> </tr> <tr> <th>Freq</th> <th>Level</th> <th>Line</th> <th>Level</th> <th>Factor</th> <th>Loss Factor</th> <th>cm</th> <th>deg</th> <th></th> </tr> <tr> <th>MHz</th> <th>dBuV/m</th> <th>dBuV/m</th> <th>dBuV</th> <th>dB/m</th> <th>dB</th> <th>dB</th> <th>cm</th> <th>deg</th> </tr> </thead> <tbody> <tr> <td>1</td> <td>2480.00</td> <td>98.55</td> <td>74.00</td> <td>24.55</td> <td>95.98</td> <td>30.70</td> <td>5.46</td> <td>33.59</td> <td>350</td> <td>313</td> <td>PEAK</td> </tr> </tbody> </table>	Limit	Margin	Read	Ant	Cable	Preamp	APos	TPos	Remark	Freq	Level	Line	Level	Factor	Loss Factor	cm	deg		MHz	dBuV/m	dBuV/m	dBuV	dB/m	dB	dB	cm	deg	1	2480.00	98.55	74.00	24.55	95.98	30.70	5.46	33.59	350	313	PEAK
	Limit	Margin	Read	Ant	Cable	Preamp	APos	TPos	Remark																																																																							
Freq	Level	Line	Level	Factor	Loss Factor	cm	deg																																																																									
MHz	dBuV/m	dBuV/m	dBuV	dB/m	dB	dB	cm	deg																																																																								
1	2483.74	51.08	74.00	-22.92	48.51	30.70	5.46	33.59	350	313	PEAK																																																																					
Limit	Margin	Read	Ant	Cable	Preamp	APos	TPos	Remark																																																																								
Freq	Level	Line	Level	Factor	Loss Factor	cm	deg																																																																									
MHz	dBuV/m	dBuV/m	dBuV	dB/m	dB	dB	cm	deg																																																																								
1	2480.00	98.55	74.00	24.55	95.98	30.70	5.46	33.59	350	313	PEAK																																																																					
Avg	<table border="1"> <thead> <tr> <th>Limit</th> <th>Margin</th> <th>Read</th> <th>Ant</th> <th>Cable</th> <th>Preamp</th> <th>APos</th> <th>TPos</th> <th>Remark</th> </tr> <tr> <th>Freq</th> <th>Level</th> <th>Line</th> <th>Level</th> <th>Factor</th> <th>Loss Factor</th> <th>cm</th> <th>deg</th> <th></th> </tr> <tr> <th>MHz</th> <th>dBuV/m</th> <th>dBuV/m</th> <th>dBuV</th> <th>dB/m</th> <th>dB</th> <th>dB</th> <th>cm</th> <th>deg</th> </tr> </thead> <tbody> <tr> <td>1</td> <td>2483.54</td> <td>39.10</td> <td>54.00</td> <td>-14.90</td> <td>36.53</td> <td>30.70</td> <td>5.46</td> <td>33.59</td> <td>350</td> <td>313</td> <td>AVERAGE</td> </tr> </tbody> </table>	Limit	Margin	Read	Ant	Cable	Preamp	APos	TPos	Remark	Freq	Level	Line	Level	Factor	Loss Factor	cm	deg		MHz	dBuV/m	dBuV/m	dBuV	dB/m	dB	dB	cm	deg	1	2483.54	39.10	54.00	-14.90	36.53	30.70	5.46	33.59	350	313	AVERAGE	<table border="1"> <thead> <tr> <th>Limit</th> <th>Margin</th> <th>Read</th> <th>Ant</th> <th>Cable</th> <th>Preamp</th> <th>APos</th> <th>TPos</th> <th>Remark</th> </tr> <tr> <th>Freq</th> <th>Level</th> <th>Line</th> <th>Level</th> <th>Factor</th> <th>Loss Factor</th> <th>cm</th> <th>deg</th> <th></th> </tr> <tr> <th>MHz</th> <th>dBuV/m</th> <th>dBuV/m</th> <th>dBuV</th> <th>dB/m</th> <th>dB</th> <th>dB</th> <th>cm</th> <th>deg</th> </tr> </thead> <tbody> <tr> <td>1</td> <td>2480.00</td> <td>96.32</td> <td>54.00</td> <td>42.32</td> <td>93.75</td> <td>30.70</td> <td>5.46</td> <td>33.59</td> <td>350</td> <td>313</td> <td>AVERAGE</td> </tr> </tbody> </table>	Limit	Margin	Read	Ant	Cable	Preamp	APos	TPos	Remark	Freq	Level	Line	Level	Factor	Loss Factor	cm	deg		MHz	dBuV/m	dBuV/m	dBuV	dB/m	dB	dB	cm	deg	1	2480.00	96.32	54.00	42.32	93.75	30.70	5.46	33.59	350	313	AVERAGE
Limit	Margin	Read	Ant	Cable	Preamp	APos	TPos	Remark																																																																								
Freq	Level	Line	Level	Factor	Loss Factor	cm	deg																																																																									
MHz	dBuV/m	dBuV/m	dBuV	dB/m	dB	dB	cm	deg																																																																								
1	2483.54	39.10	54.00	-14.90	36.53	30.70	5.46	33.59	350	313	AVERAGE																																																																					
Limit	Margin	Read	Ant	Cable	Preamp	APos	TPos	Remark																																																																								
Freq	Level	Line	Level	Factor	Loss Factor	cm	deg																																																																									
MHz	dBuV/m	dBuV/m	dBuV	dB/m	dB	dB	cm	deg																																																																								
1	2480.00	96.32	54.00	42.32	93.75	30.70	5.46	33.59	350	313	AVERAGE																																																																					



Mode	6																																																																											
	Band Edge																																																																											
	2400-2483.5_Bluetooth-LE_GSKF_CH39_2480MHz																																																																											
ANT	6																																																																											
Pol.	Vertical	Fundamental																																																																										
Peak	<table border="1"> <thead> <tr> <th>Limit</th> <th>Margin</th> <th>Read</th> <th>Ant</th> <th>Cable</th> <th>Preamp</th> <th>APos</th> <th>TPos</th> <th>Remark</th> </tr> <tr> <th>Freq</th> <th>Level</th> <th>Line</th> <th>Level</th> <th>Factor</th> <th>Loss Factor</th> <th>cm</th> <th>deg</th> <th></th> </tr> <tr> <th>MHz</th> <th>dBuV/m</th> <th>dBuV/m</th> <th>dBuV</th> <th>dB/m</th> <th>dB</th> <th>dB</th> <th>cm</th> <th>deg</th> </tr> </thead> <tbody> <tr> <td>1 2483.54</td> <td>52.39</td> <td>74.00</td> <td>-21.61</td> <td>49.82</td> <td>30.70</td> <td>5.46</td> <td>33.59</td> <td>193</td> <td>273 PEAK</td> </tr> </tbody> </table>	Limit	Margin	Read	Ant	Cable	Preamp	APos	TPos	Remark	Freq	Level	Line	Level	Factor	Loss Factor	cm	deg		MHz	dBuV/m	dBuV/m	dBuV	dB/m	dB	dB	cm	deg	1 2483.54	52.39	74.00	-21.61	49.82	30.70	5.46	33.59	193	273 PEAK	<table border="1"> <thead> <tr> <th>Limit</th> <th>Margin</th> <th>Read</th> <th>Ant</th> <th>Cable</th> <th>Preamp</th> <th>APos</th> <th>TPos</th> <th>Remark</th> </tr> <tr> <th>Freq</th> <th>Level</th> <th>Line</th> <th>Level</th> <th>Factor</th> <th>Loss Factor</th> <th>cm</th> <th>deg</th> <th></th> </tr> <tr> <th>MHz</th> <th>dBuV/m</th> <th>dBuV/m</th> <th>dBuV</th> <th>dB/m</th> <th>dB</th> <th>dB</th> <th>cm</th> <th>deg</th> </tr> </thead> <tbody> <tr> <td>1 2480.00</td> <td>99.85</td> <td>74.00</td> <td>-25.85</td> <td>97.28</td> <td>30.70</td> <td>5.46</td> <td>33.59</td> <td>193</td> <td>273 PEAK</td> </tr> </tbody> </table>	Limit	Margin	Read	Ant	Cable	Preamp	APos	TPos	Remark	Freq	Level	Line	Level	Factor	Loss Factor	cm	deg		MHz	dBuV/m	dBuV/m	dBuV	dB/m	dB	dB	cm	deg	1 2480.00	99.85	74.00	-25.85	97.28	30.70	5.46	33.59	193	273 PEAK
	Limit	Margin	Read	Ant	Cable	Preamp	APos	TPos	Remark																																																																			
Freq	Level	Line	Level	Factor	Loss Factor	cm	deg																																																																					
MHz	dBuV/m	dBuV/m	dBuV	dB/m	dB	dB	cm	deg																																																																				
1 2483.54	52.39	74.00	-21.61	49.82	30.70	5.46	33.59	193	273 PEAK																																																																			
Limit	Margin	Read	Ant	Cable	Preamp	APos	TPos	Remark																																																																				
Freq	Level	Line	Level	Factor	Loss Factor	cm	deg																																																																					
MHz	dBuV/m	dBuV/m	dBuV	dB/m	dB	dB	cm	deg																																																																				
1 2480.00	99.85	74.00	-25.85	97.28	30.70	5.46	33.59	193	273 PEAK																																																																			
Avg	<table border="1"> <thead> <tr> <th>Limit</th> <th>Margin</th> <th>Read</th> <th>Ant</th> <th>Cable</th> <th>Preamp</th> <th>APos</th> <th>TPos</th> <th>Remark</th> </tr> <tr> <th>Freq</th> <th>Level</th> <th>Line</th> <th>Level</th> <th>Factor</th> <th>Loss Factor</th> <th>cm</th> <th>deg</th> <th></th> </tr> <tr> <th>MHz</th> <th>dBuV/m</th> <th>dBuV/m</th> <th>dBuV</th> <th>dB/m</th> <th>dB</th> <th>dB</th> <th>cm</th> <th>deg</th> </tr> </thead> <tbody> <tr> <td>1 2483.52</td> <td>39.96</td> <td>54.00</td> <td>-14.04</td> <td>37.39</td> <td>30.70</td> <td>5.46</td> <td>33.59</td> <td>193</td> <td>273 AVERAGE</td> </tr> </tbody> </table>	Limit	Margin	Read	Ant	Cable	Preamp	APos	TPos	Remark	Freq	Level	Line	Level	Factor	Loss Factor	cm	deg		MHz	dBuV/m	dBuV/m	dBuV	dB/m	dB	dB	cm	deg	1 2483.52	39.96	54.00	-14.04	37.39	30.70	5.46	33.59	193	273 AVERAGE	<table border="1"> <thead> <tr> <th>Limit</th> <th>Margin</th> <th>Read</th> <th>Ant</th> <th>Cable</th> <th>Preamp</th> <th>APos</th> <th>TPos</th> <th>Remark</th> </tr> <tr> <th>Freq</th> <th>Level</th> <th>Line</th> <th>Level</th> <th>Factor</th> <th>Loss Factor</th> <th>cm</th> <th>deg</th> <th></th> </tr> <tr> <th>MHz</th> <th>dBuV/m</th> <th>dBuV/m</th> <th>dBuV</th> <th>dB/m</th> <th>dB</th> <th>dB</th> <th>cm</th> <th>deg</th> </tr> </thead> <tbody> <tr> <td>1 2480.00</td> <td>98.21</td> <td>54.00</td> <td>-44.21</td> <td>95.64</td> <td>30.70</td> <td>5.46</td> <td>33.59</td> <td>193</td> <td>273 AVERAGE</td> </tr> </tbody> </table>	Limit	Margin	Read	Ant	Cable	Preamp	APos	TPos	Remark	Freq	Level	Line	Level	Factor	Loss Factor	cm	deg		MHz	dBuV/m	dBuV/m	dBuV	dB/m	dB	dB	cm	deg	1 2480.00	98.21	54.00	-44.21	95.64	30.70	5.46	33.59	193	273 AVERAGE
Limit	Margin	Read	Ant	Cable	Preamp	APos	TPos	Remark																																																																				
Freq	Level	Line	Level	Factor	Loss Factor	cm	deg																																																																					
MHz	dBuV/m	dBuV/m	dBuV	dB/m	dB	dB	cm	deg																																																																				
1 2483.52	39.96	54.00	-14.04	37.39	30.70	5.46	33.59	193	273 AVERAGE																																																																			
Limit	Margin	Read	Ant	Cable	Preamp	APos	TPos	Remark																																																																				
Freq	Level	Line	Level	Factor	Loss Factor	cm	deg																																																																					
MHz	dBuV/m	dBuV/m	dBuV	dB/m	dB	dB	cm	deg																																																																				
1 2480.00	98.21	54.00	-44.21	95.64	30.70	5.46	33.59	193	273 AVERAGE																																																																			



Mode	6																																																																																																					
	Harmonic																																																																																																					
	2400-2483.5_Bluetooth-LE_GSKF_CH39_2480MHz																																																																																																					
ANT	6																																																																																																					
Pol.	Horizontal	Vertical																																																																																																				
Peak Avg	<table border="1"> <thead> <tr> <th>Limit</th> <th>Read</th> <th>Ant</th> <th>Cable</th> <th>Preamp</th> <th>APos</th> <th>TPos</th> <th>Remark</th> </tr> <tr> <th>Freq</th> <th>Level</th> <th>Line</th> <th>Margin</th> <th>Level</th> <th>Factor</th> <th>Loss</th> <th>Factor</th> </tr> <tr> <th>MHz</th> <th>dBuV/m</th> <th>dBuV/m</th> <th>dB</th> <th>dBuV</th> <th>dB/m</th> <th>dB</th> <th>dB</th> <th>cm</th> <th>deg</th> </tr> </thead> <tbody> <tr> <td>1</td> <td>4960.00</td> <td>43.41</td> <td>74.00</td> <td>-30.59</td> <td>63.75</td> <td>36.10</td> <td>8.46</td> <td>64.90</td> <td>---</td> <td>---</td> <td>Peak</td> </tr> <tr> <td>2</td> <td>7440.00</td> <td>44.89</td> <td>74.00</td> <td>-29.11</td> <td>62.76</td> <td>36.82</td> <td>10.17</td> <td>64.86</td> <td>---</td> <td>---</td> <td>Peak</td> </tr> </tbody> </table>	Limit	Read	Ant	Cable	Preamp	APos	TPos	Remark	Freq	Level	Line	Margin	Level	Factor	Loss	Factor	MHz	dBuV/m	dBuV/m	dB	dBuV	dB/m	dB	dB	cm	deg	1	4960.00	43.41	74.00	-30.59	63.75	36.10	8.46	64.90	---	---	Peak	2	7440.00	44.89	74.00	-29.11	62.76	36.82	10.17	64.86	---	---	Peak	<table border="1"> <thead> <tr> <th>Limit</th> <th>Read</th> <th>Ant</th> <th>Cable</th> <th>Preamp</th> <th>APos</th> <th>TPos</th> <th>Remark</th> </tr> <tr> <th>Freq</th> <th>Level</th> <th>Line</th> <th>Margin</th> <th>Level</th> <th>Factor</th> <th>Loss</th> <th>Factor</th> </tr> <tr> <th>MHz</th> <th>dBuV/m</th> <th>dBuV/m</th> <th>dB</th> <th>dBuV</th> <th>dB/m</th> <th>dB</th> <th>dB</th> <th>cm</th> <th>deg</th> </tr> </thead> <tbody> <tr> <td>1</td> <td>4960.00</td> <td>43.00</td> <td>74.00</td> <td>-31.00</td> <td>63.34</td> <td>36.10</td> <td>8.46</td> <td>64.90</td> <td>---</td> <td>---</td> <td>Peak</td> </tr> <tr> <td>2</td> <td>7440.00</td> <td>45.58</td> <td>74.00</td> <td>-28.42</td> <td>63.45</td> <td>36.82</td> <td>10.17</td> <td>64.86</td> <td>---</td> <td>---</td> <td>Peak</td> </tr> </tbody> </table>	Limit	Read	Ant	Cable	Preamp	APos	TPos	Remark	Freq	Level	Line	Margin	Level	Factor	Loss	Factor	MHz	dBuV/m	dBuV/m	dB	dBuV	dB/m	dB	dB	cm	deg	1	4960.00	43.00	74.00	-31.00	63.34	36.10	8.46	64.90	---	---	Peak	2	7440.00	45.58	74.00	-28.42	63.45	36.82	10.17	64.86	---	---	Peak
	Limit	Read	Ant	Cable	Preamp	APos	TPos	Remark																																																																																														
Freq	Level	Line	Margin	Level	Factor	Loss	Factor																																																																																															
MHz	dBuV/m	dBuV/m	dB	dBuV	dB/m	dB	dB	cm	deg																																																																																													
1	4960.00	43.41	74.00	-30.59	63.75	36.10	8.46	64.90	---	---	Peak																																																																																											
2	7440.00	44.89	74.00	-29.11	62.76	36.82	10.17	64.86	---	---	Peak																																																																																											
Limit	Read	Ant	Cable	Preamp	APos	TPos	Remark																																																																																															
Freq	Level	Line	Margin	Level	Factor	Loss	Factor																																																																																															
MHz	dBuV/m	dBuV/m	dB	dBuV	dB/m	dB	dB	cm	deg																																																																																													
1	4960.00	43.00	74.00	-31.00	63.34	36.10	8.46	64.90	---	---	Peak																																																																																											
2	7440.00	45.58	74.00	-28.42	63.45	36.82	10.17	64.86	---	---	Peak																																																																																											



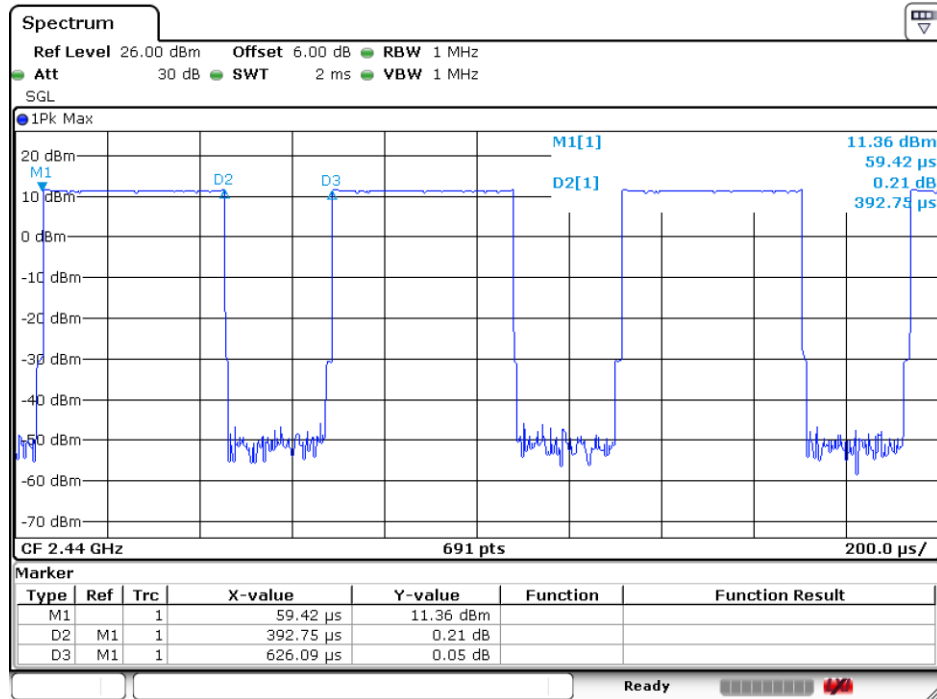
Mode	7																																																																																																																																																																															
	LF																																																																																																																																																																															
	2400-2483.5_Bluetooth-LE_GSKF_CH39_2480MHz																																																																																																																																																																															
ANT	6																																																																																																																																																																															
Pol.	Horizontal	Vertical																																																																																																																																																																														
QP/ Peak	<p>Date: 2024-04-15</p> <table border="1"> <thead> <tr> <th></th> <th>Limit</th> <th>Read</th> <th>Ant</th> <th>Cable</th> <th>Preamp</th> <th>APos</th> <th>TPos</th> <th></th> </tr> <tr> <th>Freq</th> <th>Level</th> <th>Line</th> <th>Margin</th> <th>Level</th> <th>Factor</th> <th>Loss</th> <th>Factor</th> <th>Remark</th> </tr> <tr> <th>MHz</th> <th>dBuV/m</th> <th>dBuV/m</th> <th>dB</th> <th>dBuV</th> <th>dB/m</th> <th>dB</th> <th>dB</th> <th>cm deg</th> </tr> </thead> <tbody> <tr><td>1</td><td>30.00</td><td>24.98</td><td>40.00</td><td>-15.02</td><td>31.15</td><td>24.90</td><td>0.53</td><td>31.60</td><td>--- Peak</td></tr> <tr><td>2</td><td>186.17</td><td>28.46</td><td>43.50</td><td>-15.04</td><td>43.18</td><td>15.52</td><td>1.39</td><td>31.63</td><td>--- Peak</td></tr> <tr><td>3</td><td>229.82</td><td>28.36</td><td>46.00</td><td>-17.64</td><td>41.85</td><td>16.55</td><td>1.56</td><td>31.60</td><td>--- Peak</td></tr> <tr><td>4</td><td>457.77</td><td>26.32</td><td>46.00</td><td>-19.68</td><td>32.63</td><td>22.95</td><td>2.22</td><td>31.48</td><td>--- Peak</td></tr> <tr><td>5</td><td>773.99</td><td>30.10</td><td>46.00</td><td>-15.90</td><td>32.30</td><td>26.06</td><td>2.89</td><td>31.15</td><td>--- Peak</td></tr> <tr><td>6</td><td>940.83</td><td>30.19</td><td>46.00</td><td>-15.81</td><td>30.72</td><td>27.07</td><td>3.22</td><td>30.82</td><td>--- Peak</td></tr> </tbody> </table>		Limit	Read	Ant	Cable	Preamp	APos	TPos		Freq	Level	Line	Margin	Level	Factor	Loss	Factor	Remark	MHz	dBuV/m	dBuV/m	dB	dBuV	dB/m	dB	dB	cm deg	1	30.00	24.98	40.00	-15.02	31.15	24.90	0.53	31.60	--- Peak	2	186.17	28.46	43.50	-15.04	43.18	15.52	1.39	31.63	--- Peak	3	229.82	28.36	46.00	-17.64	41.85	16.55	1.56	31.60	--- Peak	4	457.77	26.32	46.00	-19.68	32.63	22.95	2.22	31.48	--- Peak	5	773.99	30.10	46.00	-15.90	32.30	26.06	2.89	31.15	--- Peak	6	940.83	30.19	46.00	-15.81	30.72	27.07	3.22	30.82	--- Peak	<p>Date: 2024-04-15</p> <table border="1"> <thead> <tr> <th></th> <th>Limit</th> <th>Read</th> <th>Ant</th> <th>Cable</th> <th>Preamp</th> <th>APos</th> <th>TPos</th> <th></th> </tr> <tr> <th>Freq</th> <th>Level</th> <th>Line</th> <th>Margin</th> <th>Level</th> <th>Factor</th> <th>Loss</th> <th>Factor</th> <th>Remark</th> </tr> <tr> <th>MHz</th> <th>dBuV/m</th> <th>dBuV/m</th> <th>dB</th> <th>dBuV</th> <th>dB/m</th> <th>dB</th> <th>dB</th> <th>cm deg</th> </tr> </thead> <tbody> <tr><td>1</td><td>30.00</td><td>28.39</td><td>40.00</td><td>-11.61</td><td>34.56</td><td>24.90</td><td>0.53</td><td>31.60</td><td>--- Peak</td></tr> <tr><td>2</td><td>54.25</td><td>29.43</td><td>40.00</td><td>-10.57</td><td>47.01</td><td>13.50</td><td>0.73</td><td>31.81</td><td>--- Peak</td></tr> <tr><td>3</td><td>159.98</td><td>30.21</td><td>43.50</td><td>-13.29</td><td>44.40</td><td>16.20</td><td>1.29</td><td>31.68</td><td>--- Peak</td></tr> <tr><td>4</td><td>184.23</td><td>27.13</td><td>43.50</td><td>-16.37</td><td>41.90</td><td>15.48</td><td>1.38</td><td>31.63</td><td>--- Peak</td></tr> <tr><td>5</td><td>608.12</td><td>27.12</td><td>46.00</td><td>-18.88</td><td>30.85</td><td>24.82</td><td>2.57</td><td>31.12</td><td>--- Peak</td></tr> <tr><td>6</td><td>953.44</td><td>30.35</td><td>46.00</td><td>-15.65</td><td>30.74</td><td>27.18</td><td>3.24</td><td>30.81</td><td>--- Peak</td></tr> </tbody> </table>		Limit	Read	Ant	Cable	Preamp	APos	TPos		Freq	Level	Line	Margin	Level	Factor	Loss	Factor	Remark	MHz	dBuV/m	dBuV/m	dB	dBuV	dB/m	dB	dB	cm deg	1	30.00	28.39	40.00	-11.61	34.56	24.90	0.53	31.60	--- Peak	2	54.25	29.43	40.00	-10.57	47.01	13.50	0.73	31.81	--- Peak	3	159.98	30.21	43.50	-13.29	44.40	16.20	1.29	31.68	--- Peak	4	184.23	27.13	43.50	-16.37	41.90	15.48	1.38	31.63	--- Peak	5	608.12	27.12	46.00	-18.88	30.85	24.82	2.57	31.12	--- Peak	6	953.44	30.35	46.00	-15.65	30.74	27.18	3.24	30.81	--- Peak
		Limit	Read	Ant	Cable	Preamp	APos	TPos																																																																																																																																																																								
Freq	Level	Line	Margin	Level	Factor	Loss	Factor	Remark																																																																																																																																																																								
MHz	dBuV/m	dBuV/m	dB	dBuV	dB/m	dB	dB	cm deg																																																																																																																																																																								
1	30.00	24.98	40.00	-15.02	31.15	24.90	0.53	31.60	--- Peak																																																																																																																																																																							
2	186.17	28.46	43.50	-15.04	43.18	15.52	1.39	31.63	--- Peak																																																																																																																																																																							
3	229.82	28.36	46.00	-17.64	41.85	16.55	1.56	31.60	--- Peak																																																																																																																																																																							
4	457.77	26.32	46.00	-19.68	32.63	22.95	2.22	31.48	--- Peak																																																																																																																																																																							
5	773.99	30.10	46.00	-15.90	32.30	26.06	2.89	31.15	--- Peak																																																																																																																																																																							
6	940.83	30.19	46.00	-15.81	30.72	27.07	3.22	30.82	--- Peak																																																																																																																																																																							
	Limit	Read	Ant	Cable	Preamp	APos	TPos																																																																																																																																																																									
Freq	Level	Line	Margin	Level	Factor	Loss	Factor	Remark																																																																																																																																																																								
MHz	dBuV/m	dBuV/m	dB	dBuV	dB/m	dB	dB	cm deg																																																																																																																																																																								
1	30.00	28.39	40.00	-11.61	34.56	24.90	0.53	31.60	--- Peak																																																																																																																																																																							
2	54.25	29.43	40.00	-10.57	47.01	13.50	0.73	31.81	--- Peak																																																																																																																																																																							
3	159.98	30.21	43.50	-13.29	44.40	16.20	1.29	31.68	--- Peak																																																																																																																																																																							
4	184.23	27.13	43.50	-16.37	41.90	15.48	1.38	31.63	--- Peak																																																																																																																																																																							
5	608.12	27.12	46.00	-18.88	30.85	24.82	2.57	31.12	--- Peak																																																																																																																																																																							
6	953.44	30.35	46.00	-15.65	30.74	27.18	3.24	30.81	--- Peak																																																																																																																																																																							



### Appendix D. Duty Cycle Plots

Band	Duty Cycle(%)	T(ms)	1/T(kHz)	VBW Setting
Bluetooth LE 1Mbps	62.73	0.393	2.546	3KHz
Bluetooth LE 2Mbps	33.10	0.207	4.825	10KHZ

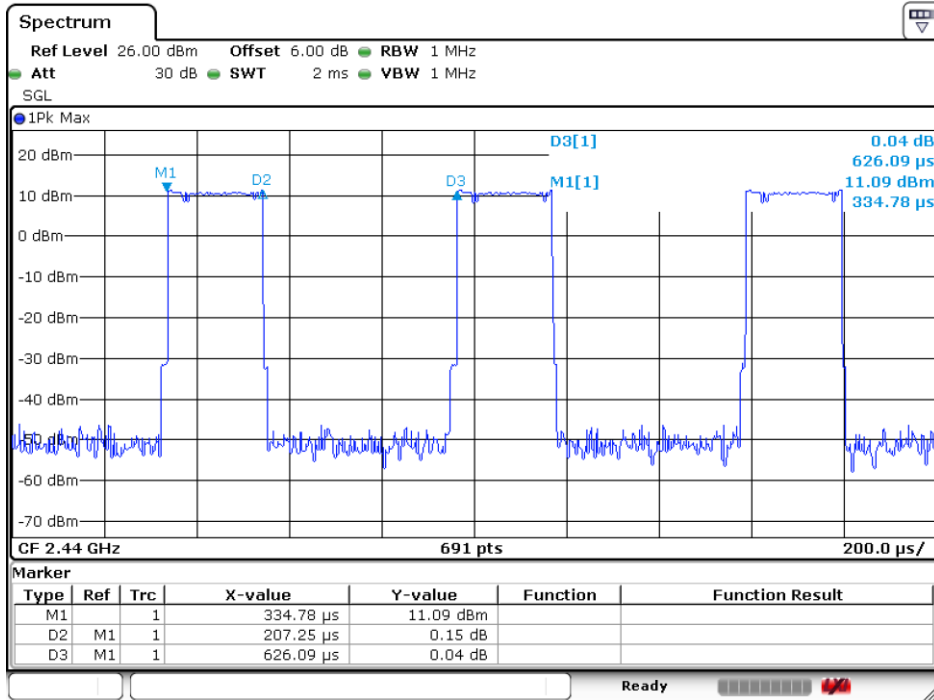
#### Bluetooth LE 1Mbps



Date: 1.APR.2024 08:35:01



### Bluetooth LE 2Mbps



Date: 1.APR.2024 08:37:18