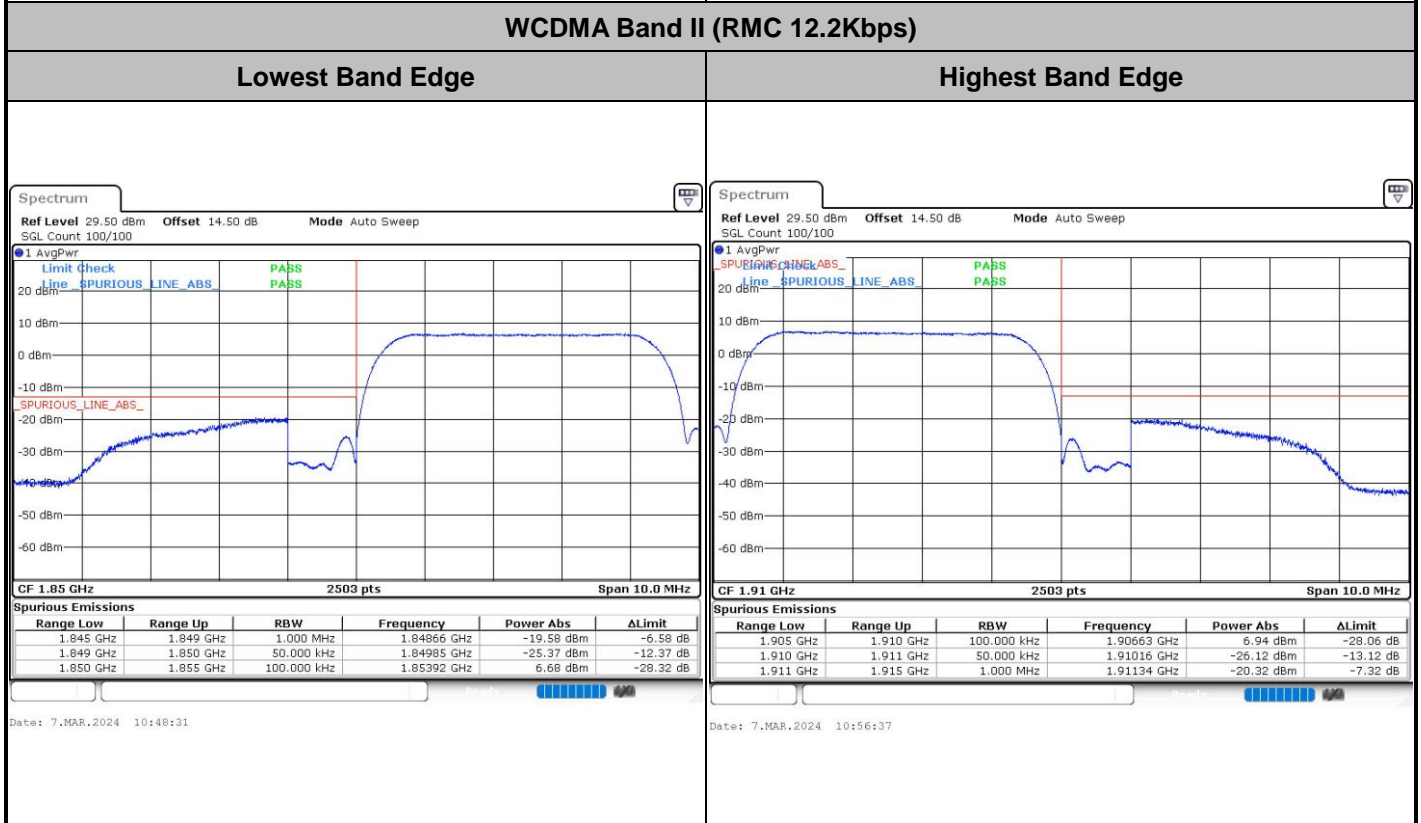
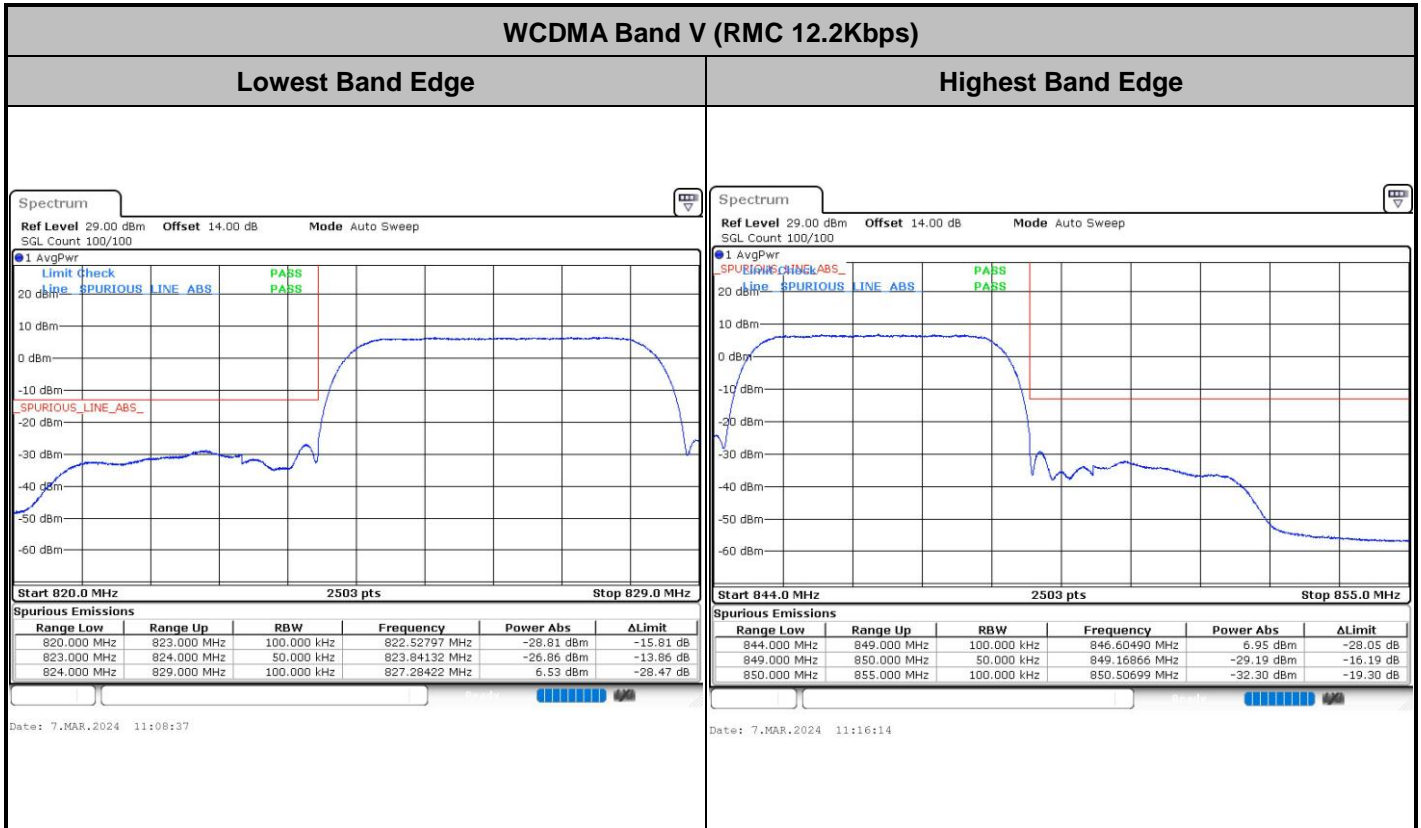
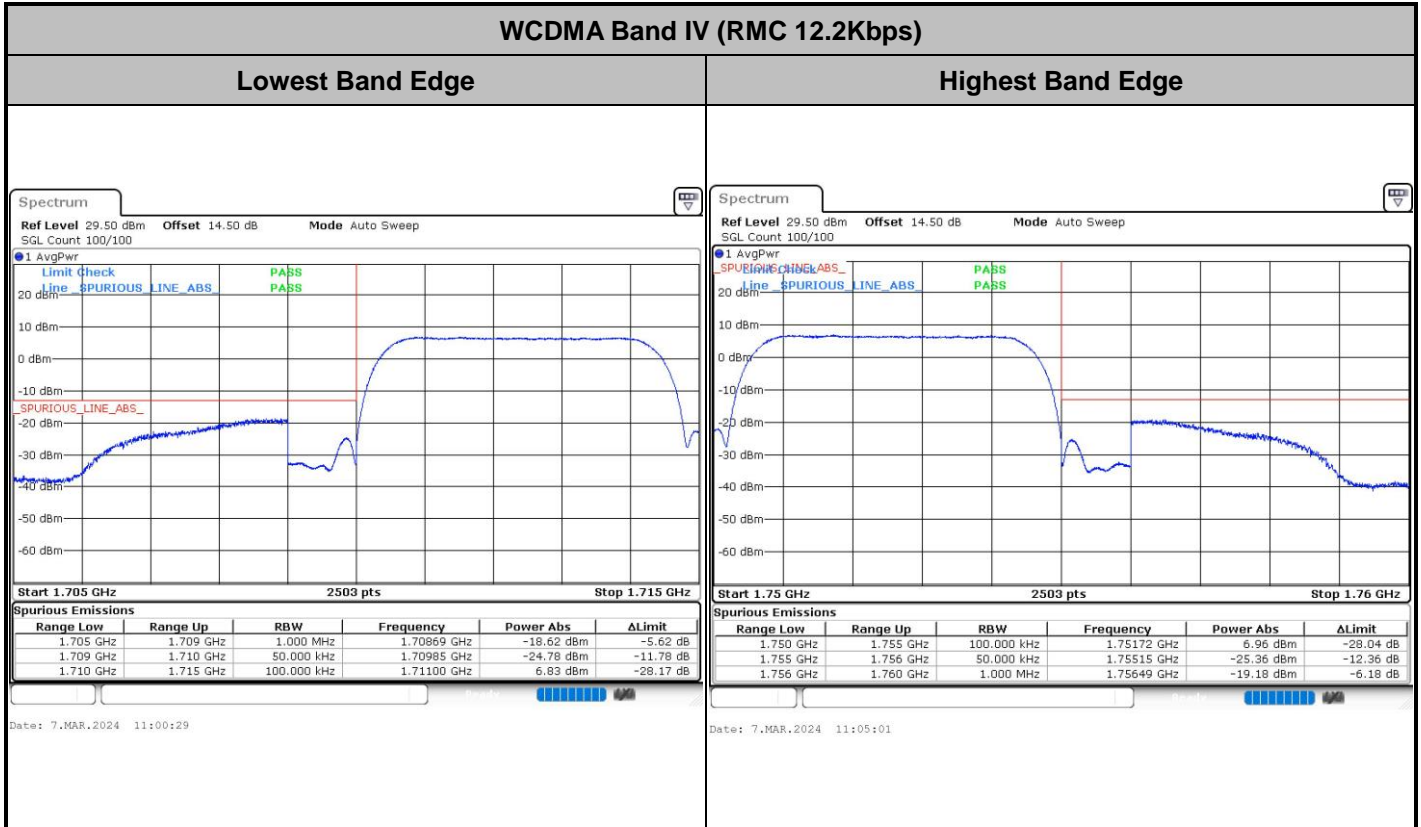




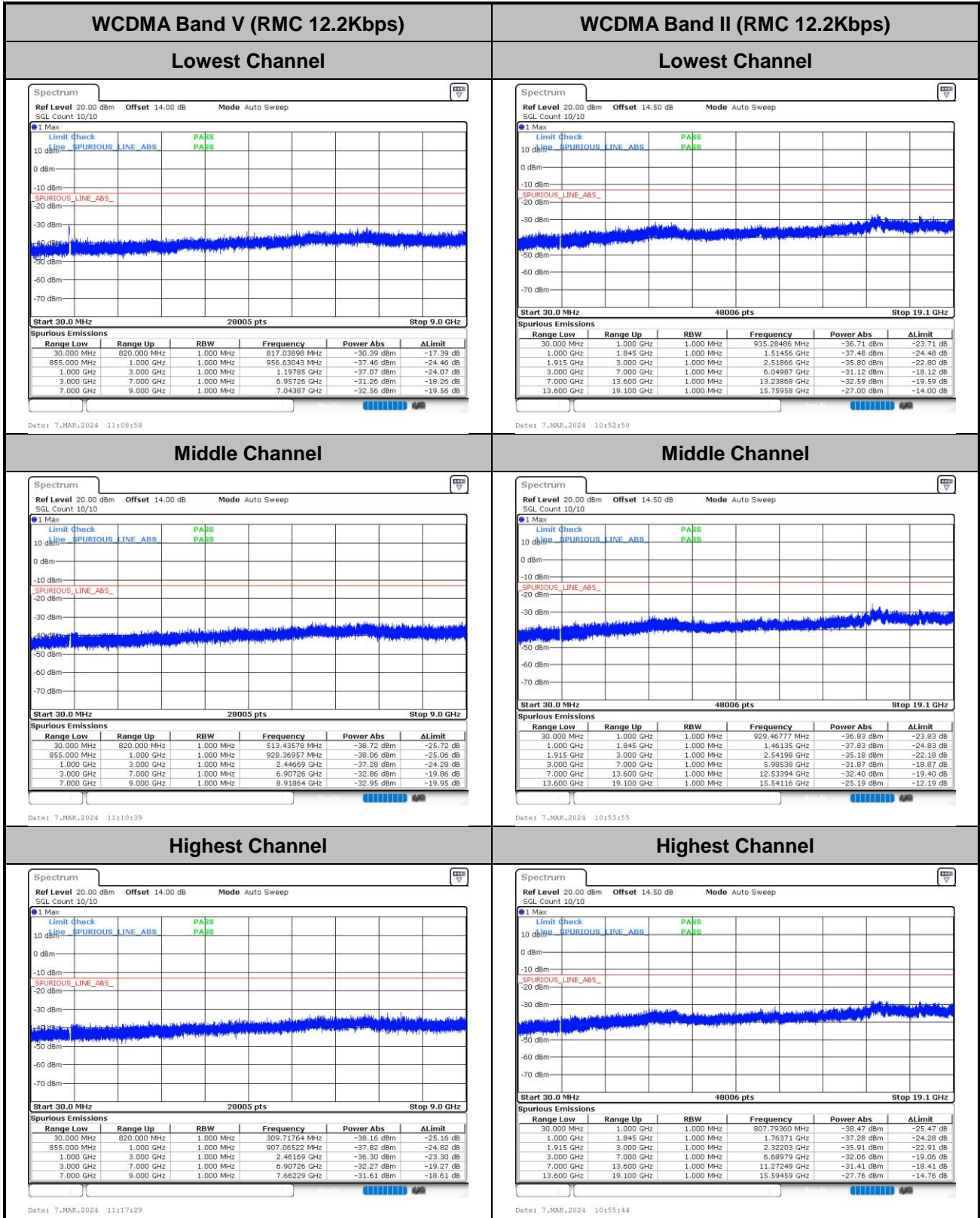
Conducted Band Edge

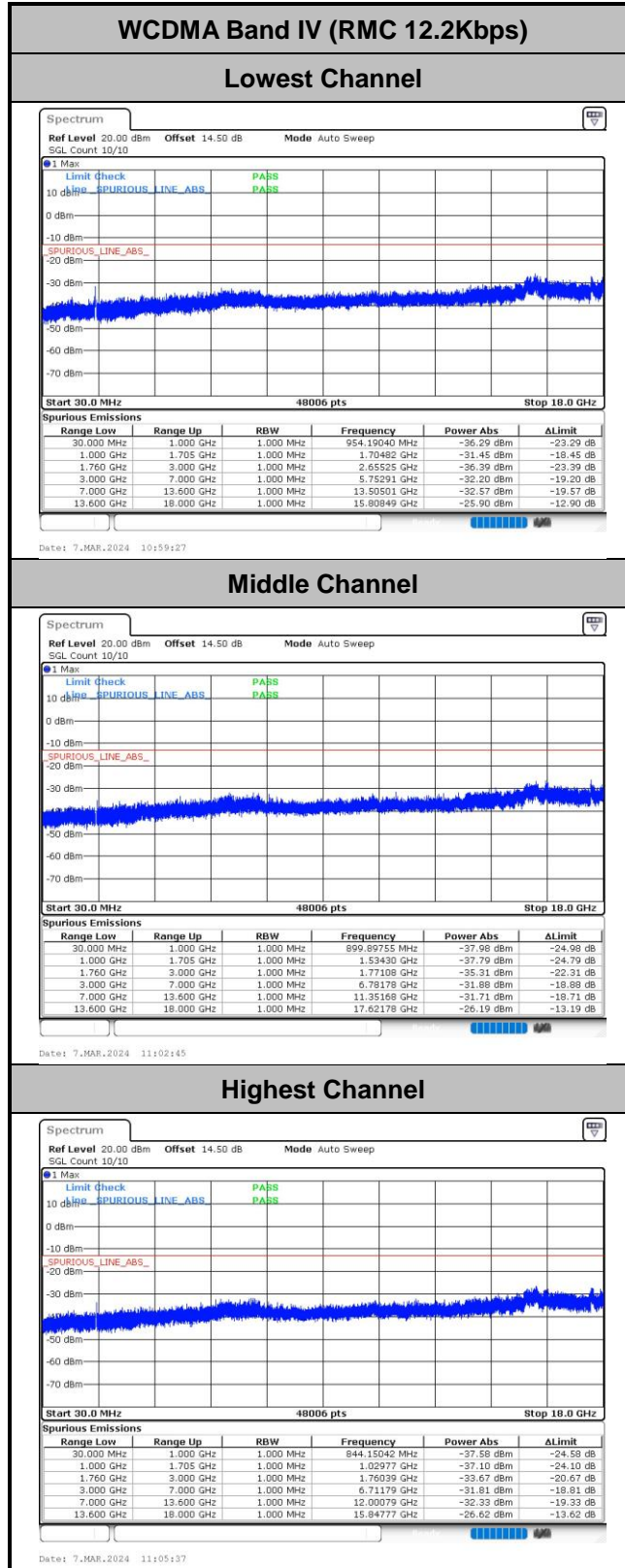






Conducted Spurious Emission







Frequency Stability

Test Conditions	Middle Channel	WCDMA Band V (RMC 12.2Kbps)	Limit 2.5ppm
Temperature (°C)	Voltage (Volt)	Deviation (ppm)	Result
50	Normal Voltage	0.0013	PASS
40	Normal Voltage	0.0006	
30	Normal Voltage	0.0023	
20(Ref.)	Normal Voltage	0.0000	
10	Normal Voltage	0.0005	
0	Normal Voltage	0.0009	
-10	Normal Voltage	0.0017	
-20	Normal Voltage	0.0019	
-30	Normal Voltage	0.0021	
20	Maximum Voltage	0.0011	
20	Normal Voltage	0.0000	
20	Battery End Point	0.0004	

Test Conditions	Middle Channel	WCDMA Band II (RMC 12.2Kbps)	Limit Note 2.
Temperature (°C)	Voltage (Volt)	Deviation (ppm)	Result
50	Normal Voltage	0.0008	PASS
40	Normal Voltage	0.0004	
30	Normal Voltage	0.0013	
20(Ref.)	Normal Voltage	0.0000	
10	Normal Voltage	0.0004	
0	Normal Voltage	0.0006	
-10	Normal Voltage	0.0010	
-20	Normal Voltage	0.0011	
-30	Normal Voltage	0.0012	
20	Maximum Voltage	0.0007	
20	Normal Voltage	0.0000	
20	Battery End Point	0.0003	

Note:

1. Normal Voltage = 3.91V. ; Battery End Point (BEP) = 3.4 V. ; Maximum Voltage =4.5 V
2. The frequency fundamental emissions stay within the authorized frequency block based on the frequency deviation measured is small.



Test Conditions	Middle Channel	WCDMA Band IV (RMC 12.2Kbps)	Limit Note 2.
Temperature (°C)	Voltage (Volt)	Deviation (ppm)	Result
50	Normal Voltage	0.0007	PASS
40	Normal Voltage	0.0004	
30	Normal Voltage	0.0012	
20(Ref.)	Normal Voltage	0.0000	
10	Normal Voltage	0.0004	
0	Normal Voltage	0.0005	
-10	Normal Voltage	0.0009	
-20	Normal Voltage	0.0010	
-30	Normal Voltage	0.0011	
20	Maximum Voltage	0.0006	
20	Normal Voltage	0.0000	
20	Battery End Point	0.0003	

Note:

1. Normal Voltage = 3.91V. ; Battery End Point (BEP) = 3.4 V. ; Maximum Voltage =4.5 V
2. The frequency fundamental emissions stay within the authorized frequency block based on the frequency deviation measured is small.



Appendix B. Test Results of Radiated Test

Radiated Spurious Emission

Test Engineer :	Zhaohui Liang	Temperature :	22~25°C
		Relative Humidity :	48~52%

RSE pretest all the support Antennas, only the worst results are shown in the report.

GSM850 (GSM) Ant0									
Channel	Frequency (MHz)	ERP (dBm)	Limit (dBm)	Over Limit (dB)	SPA Reading (dBm)	S.G. Power (dBm)	TX Cable loss (dB)	TX Antenna Gain (dBi)	Polarization (H/V)
Lowest	1648.4	-62.33	-13	-49.33	-68.59	-65.56	3.98	9.36	H
	2472.6	-61.53	-13	-48.53	-71.88	-65.08	4.85	10.55	H
	3296.8	-65.35	-13	-52.35	-77.77	-70.28	5.50	12.58	H
	1648.4	-62.73	-13	-49.73	-68.88	-65.96	3.98	9.36	V
	2472.6	-63.49	-13	-50.49	-74.20	-67.04	4.85	10.55	V
	3296.8	-64.57	-13	-51.57	-77.45	-69.50	5.50	12.58	V
Middle	1672.8	-57.46	-13	-44.46	-63.68	-60.71	4.00	9.40	H
	2509.2	-59.57	-13	-46.57	-69.82	-63.14	4.88	10.60	H
	3345.6	-66.14	-13	-53.14	-78.17	-71.07	5.52	12.60	H
	1672.8	-58.16	-13	-45.16	-64.10	-61.41	4.00	9.40	V
	2509.2	-59.67	-13	-46.67	-70.25	-63.24	4.88	10.60	V
	3345.6	-65.65	-13	-52.65	-78.06	-70.58	5.52	12.60	V
Highest	1697.6	-53.04	-13	-40.04	-59.39	-56.21	4.10	9.42	H
	2546.4	-47.43	-13	-34.43	-57.73	-51.01	4.90	10.63	H
	3395.2	-64.53	-13	-51.53	-76.53	-69.45	5.55	12.62	H
	4244	-62.78	-13	-49.78	-78.84	-67.26	6.02	12.65	H
	1697.6	-49.11	-13	-36.11	-55.23	-52.28	4.10	9.42	V
	2546.4	-47.62	-13	-34.62	-58.26	-51.20	4.90	10.63	V
	3395.2	-64.09	-13	-51.09	-76.65	-69.01	5.55	12.62	V
	4244	-58.58	-13	-45.58	-74.71	-63.06	6.02	12.65	V



GSM850 (EDGE 1 Tx slots) Ant0									
Channel	Frequency (MHz)	ERP (dBm)	Limit (dBm)	Over Limit (dB)	SPA Reading (dBm)	S.G. Power (dBm)	TX Cable loss (dB)	TX Antenna Gain (dBi)	Polarization (H/V)
Lowest	1648.4	-63.90	-13	-50.90	-70.16	-67.13	3.98	9.36	H
	2472.6	-60.34	-13	-47.34	-70.69	-63.89	4.85	10.55	H
	3296.8	-63.18	-13	-50.18	-75.60	-68.11	5.50	12.58	H
	1648.4	-63.11	-13	-50.11	-69.26	-66.34	3.98	9.36	V
	2472.6	-62.18	-13	-49.18	-72.89	-65.73	4.85	10.55	V
	3296.8	-64.98	-13	-51.98	-77.86	-69.91	5.50	12.58	V
Middle	1672.8	-58.44	-13	-45.44	-64.66	-61.69	4.00	9.40	H
	2509.2	-59.78	-13	-46.78	-70.03	-63.35	4.88	10.60	H
	3345.6	-66.04	-13	-53.04	-78.07	-70.97	5.52	12.60	H
	1672.8	-59.47	-13	-46.47	-65.41	-62.72	4.00	9.40	V
	2509.2	-60.96	-13	-47.96	-71.54	-64.53	4.88	10.60	V
	3345.6	-65.81	-13	-52.81	-78.22	-70.74	5.52	12.60	V
Highest	1697.6	-55.68	-13	-42.68	-62.03	-58.85	4.10	9.42	H
	2546.4	-58.48	-13	-45.48	-68.78	-62.06	4.90	10.63	H
	3395.2	-64.87	-13	-51.87	-76.87	-69.79	5.55	12.62	H
	1697.6	-52.36	-13	-39.36	-58.48	-55.53	4.10	9.42	V
	2546.4	-54.57	-13	-41.57	-65.21	-58.15	4.90	10.63	V
	3395.2	-63.78	-13	-50.78	-76.34	-68.70	5.55	12.62	V

GSM1900 (GSM) Ant0									
Channel	Frequency (MHz)	EIRP (dBm)	Limit (dBm)	Over Limit (dB)	SPA Reading (dBm)	S.G. Power (dBm)	TX Cable loss (dB)	TX Antenna Gain (dBi)	Polarization (H/V)
Lowest	3700.4	-63.52	-13	-50.52	-78.06	-70.28	5.82	12.58	H
	5550.6	-63.60	-13	-50.60	-81.12	-69.32	7.28	13.00	H
	7400.8	-56.03	-13	-43.03	-78.75	-59.19	8.32	11.48	H
	3700.4	-63.05	-13	-50.05	-77.88	-69.81	5.82	12.58	V
	5550.6	-63.28	-13	-50.28	-80.85	-69.00	7.28	13.00	V
	7400.8	-56.34	-13	-43.34	-79.11	-59.50	8.32	11.48	V
Middle	3760	-63.33	-13	-50.33	-77.98	-70.08	5.85	12.60	H
	5640	-62.73	-13	-49.73	-80.48	-68.53	7.30	13.10	H
	7520	-56.60	-13	-43.60	-78.91	-59.75	8.35	11.50	H
	3760	-63.62	-13	-50.62	-78.45	-70.37	5.85	12.60	V
	5640	-62.77	-13	-49.77	-80.41	-68.57	7.30	13.10	V
	7520	-56.85	-13	-43.85	-79.04	-60.00	8.35	11.50	V
Highest	3819.6	-63.25	-13	-50.25	-78.06	-69.99	5.88	12.62	H
	5729.4	-62.48	-13	-49.48	-80.54	-68.29	7.32	13.13	H
	7639.2	-56.59	-13	-43.59	-78.86	-59.75	8.38	11.54	H
	3819.6	-63.82	-13	-50.82	-78.71	-70.56	5.88	12.62	V
	5729.4	-62.40	-13	-49.40	-80.57	-68.21	7.32	13.13	V
	7639.2	-56.74	-13	-43.74	-78.84	-59.90	8.38	11.54	V



GSM1900 (EDGE 1 Tx slots) Ant0									
Channel	Frequency (MHz)	EIRP (dBm)	Limit (dBm)	Over Limit (dB)	SPA Reading (dBm)	S.G. Power (dBm)	TX Cable loss (dB)	TX Antenna Gain (dBi)	Polarization (H/V)
Lowest	3700.4	-63.50	-13	-50.50	-78.04	-70.26	5.82	12.58	H
	5550.6	-63.39	-13	-50.39	-80.91	-69.11	7.28	13.00	H
	7400.8	-56.31	-13	-43.31	-79.03	-59.47	8.32	11.48	H
	3700.4	-63.11	-13	-50.11	-77.94	-69.87	5.82	12.58	V
	5550.6	-63.29	-13	-50.29	-80.86	-69.01	7.28	13.00	V
	7400.8	-56.35	-13	-43.35	-79.12	-59.51	8.32	11.48	V
Middle	3760	-63.51	-13	-50.51	-78.16	-70.26	5.85	12.60	H
	5640	-62.79	-13	-49.79	-80.54	-68.59	7.30	13.10	H
	7520	-56.78	-13	-43.78	-79.09	-59.93	8.35	11.50	H
	3760	-63.45	-13	-50.45	-78.28	-70.20	5.85	12.60	V
	5640	-62.71	-13	-49.71	-80.35	-68.51	7.30	13.10	V
	7520	-56.84	-13	-43.84	-79.03	-59.99	8.35	11.50	V
Highest	3819.6	-63.87	-13	-50.87	-78.68	-70.61	5.88	12.62	H
	5729.4	-62.16	-13	-49.16	-80.22	-67.97	7.32	13.13	H
	7639.2	-56.38	-13	-43.38	-78.65	-59.54	8.38	11.54	H
	3819.6	-63.34	-13	-50.34	-78.23	-70.08	5.88	12.62	V
	5729.4	-62.26	-13	-49.26	-80.43	-68.07	7.32	13.13	V
	7639.2	-56.55	-13	-43.55	-78.65	-59.71	8.38	11.54	V

WCDMA Band V(RMC 12.2Kbps) Ant0									
Channel	Frequency (MHz)	ERP (dBm)	Limit (dBm)	Over Limit (dB)	SPA Reading (dBm)	S.G. Power (dBm)	TX Cable loss (dB)	TX Antenna Gain (dBi)	Polarization (H/V)
Lowest	1652.8	-69.06	-13	-56.06	-75.34	-72.29	3.98	9.36	H
	2479.2	-66.83	-13	-53.83	-77.16	-70.38	4.85	10.55	H
	3305.6	-65.72	-13	-52.72	-78.07	-70.65	5.50	12.58	H
	1652.8	-69.43	-13	-56.43	-75.58	-72.66	3.98	9.36	V
	2479.2	-66.13	-13	-53.13	-76.81	-69.68	4.85	10.55	V
	3305.6	-64.95	-13	-51.95	-77.75	-69.88	5.50	12.58	V
Middle	1672.8	-67.80	-13	-54.80	-74.02	-71.05	4.00	9.40	H
	2509.2	-65.70	-13	-52.70	-75.95	-69.27	4.88	10.60	H
	3345.6	-66.21	-13	-53.21	-78.24	-71.14	5.52	12.60	H
	1672.8	-68.84	-13	-55.84	-74.78	-72.09	4.00	9.40	V
	2509.2	-65.94	-13	-52.94	-76.52	-69.51	4.88	10.60	V
	3345.6	-65.21	-13	-52.21	-77.62	-70.14	5.52	12.60	V
Highest	1693.2	-68.36	-13	-55.36	-74.69	-71.53	4.10	9.42	H
	2539.8	-66.57	-13	-53.57	-76.86	-70.15	4.90	10.63	H
	3386.4	-66.39	-13	-53.39	-78.40	-71.31	5.55	12.62	H
	1693.2	-68.53	-13	-55.53	-74.63	-71.70	4.10	9.42	V
	2539.8	-66.61	-13	-53.61	-77.24	-70.19	4.90	10.63	V
	3386.4	-65.82	-13	-52.82	-78.35	-70.74	5.55	12.62	V



WCDMA Band II(RMC 12.2Kbps) Ant0									
Channel	Frequency (MHz)	EIRP (dBm)	Limit (dBm)	Over Limit (dB)	SPA Reading (dBm)	S.G. Power (dBm)	TX Cable loss (dB)	TX Antenna Gain (dBi)	Polarization (H/V)
Lowest	3704.8	-63.53	-13	-50.53	-78.07	-70.29	5.82	12.58	H
	5557.2	-63.30	-13	-50.30	-80.85	-69.02	7.28	13.00	H
	7409.6	-56.21	-13	-43.21	-78.90	-59.37	8.32	11.48	H
	3704.8	-63.26	-13	-50.26	-78.09	-70.02	5.82	12.58	V
	5557.2	-63.45	-13	-50.45	-81.03	-69.17	7.28	13.00	V
	7409.6	-56.35	-13	-43.35	-79.08	-59.51	8.32	11.48	V
Middle	3760	-63.41	-13	-50.41	-78.06	-70.16	5.85	12.60	H
	5640	-62.56	-13	-49.56	-80.31	-68.36	7.30	13.10	H
	7520	-56.65	-13	-43.65	-78.96	-59.80	8.35	11.50	H
	3760	-63.45	-13	-50.45	-78.28	-70.20	5.85	12.60	V
	5640	-62.66	-13	-49.66	-80.3	-68.46	7.30	13.10	V
	7520	-56.83	-13	-43.83	-79.02	-59.98	8.35	11.50	V
Highest	3815.2	-63.47	-13	-50.47	-78.24	-70.21	5.88	12.62	H
	5722.8	-62.11	-13	-49.11	-80.15	-67.92	7.32	13.13	H
	7630.4	-56.42	-13	-43.42	-78.67	-59.58	8.38	11.54	H
	3815.2	-63.49	-13	-50.49	-78.35	-70.23	5.88	12.62	V
	5722.8	-62.39	-13	-49.39	-80.52	-68.20	7.32	13.13	V
	7630.4	-56.78	-13	-43.78	-78.84	-59.94	8.38	11.54	V

WCDMA Band IV(RMC 12.2Kbps) Ant0									
Channel	Frequency (MHz)	EIRP (dBm)	Limit (dBm)	Over Limit (dB)	SPA Reading (dBm)	S.G. Power (dBm)	TX Cable loss (dB)	TX Antenna Gain (dBi)	Polarization (H/V)
Lowest	3424.8	-65.57	-13	-52.57	-77.86	-72.45	5.60	12.48	H
	5137.2	-62.88	-13	-49.88	-80.38	-68.56	7.10	12.78	H
	6849.6	-59.11	-13	-46.11	-79.59	-62.50	8.38	11.77	H
	3424.8	-64.76	-13	-51.76	-77.61	-71.64	5.60	12.48	V
	5137.2	-62.92	-13	-49.92	-80.36	-68.60	7.10	12.78	V
	6849.6	-59.20	-13	-46.20	-79.45	-62.59	8.38	11.77	V
Middle	3465.2	-64.84	-13	-51.84	-77.59	-71.69	5.65	12.50	H
	5197.8	-62.95	-13	-49.95	-80.51	-68.62	7.13	12.80	H
	6930.4	-58.50	-13	-45.50	-79.35	-61.90	8.40	11.80	H
	3465.2	-64.46	-13	-51.46	-77.75	-71.31	5.65	12.50	V
	5197.8	-63.05	-13	-50.05	-80.56	-68.72	7.13	12.80	V
	6930.4	-58.78	-13	-45.78	-79.64	-62.18	8.40	11.80	V
Highest	3505.2	-64.87	-13	-51.87	-78.06	-71.71	5.68	12.52	H
	5257.8	-63.58	-13	-50.58	-80.55	-69.25	7.15	12.82	H
	7010.4	-57.15	-13	-44.15	-78.34	-60.58	8.42	11.85	H
	3505.2	-64.41	-13	-51.41	-78.14	-71.25	5.68	12.52	V
	5257.8	-63.71	-13	-50.71	-80.64	-69.38	7.15	12.82	V
	7010.4	-57.76	-13	-44.76	-79.15	-61.19	8.42	11.85	V

Remark: Spurious emissions within 30-1000MHz were found more than 20dB below limit line.