

# 1\_GSM850\_EFR NB (FR V2) 12.2Kbps\_Ch189

Measurement performed on February 21, 2024

## Device Under Test

Manufacturer	Model	Dimensions [mm]	Speaker Position [mm]
		146.2 x 71.8 x 7.5	144.3

## Hardware Setup

Probe Name	Probe Calibration Date	DAE Name	DAE Calibration Date
AM1DV3 - 3106	December 13, 2023	DAE4 Sn1664	June 06, 2023

## Communication Systems

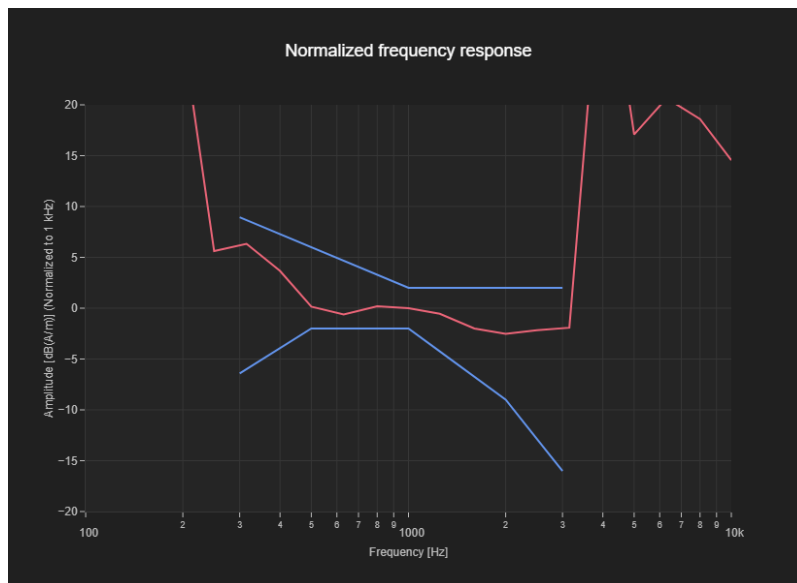
Band Name	Communication Systems Name	Channel	Frequency [MHz]
GSM 850	GSM-FDD (TDMA, GMSK)	189	836.4

## Grid Settings

Extent X [mm]	Extent Y [mm]	Step X [mm]	Step Y [mm]	Distance [mm]
52.0	52.0	4.0	4.0	10.0

## Results

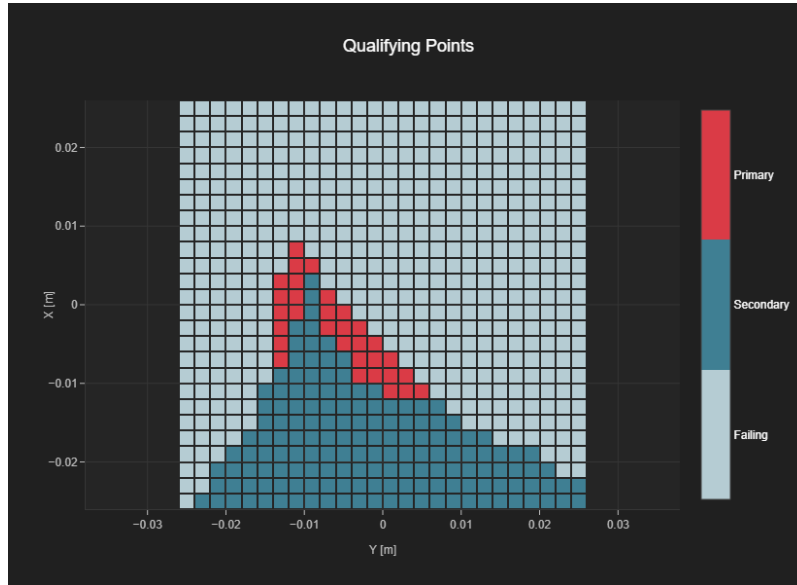
Audio File	Measurement Duration [s]	Margin Upper Bound [dB]	Margin Lower Bound [dB]
48k_voice_300-3000_2s.wav	2.0	2.0	1.38



# T-Coil Coupling Mode Test Report

## Results

Primary Group Contiguous Point Count	Secondary Group Point Count	Secondary Group Max Longitudinal	Secondary Group Max Transverse
31	188	17	25



# 2\_GSM1900\_EFR NB (FR V2) 12.2Kbps\_Ch661

Measurement performed on February 26, 2024

## Device Under Test

Manufacturer	Model	Dimensions [mm]	Speaker Position [mm]
		146.2 x 71.8 x 7.5	144.3

## Hardware Setup

Probe Name	Probe Calibration Date	DAE Name	DAE Calibration Date
AM1DV3 - 3106	December 13, 2023	DAE4 Sn1664	June 06, 2023

## Communication Systems

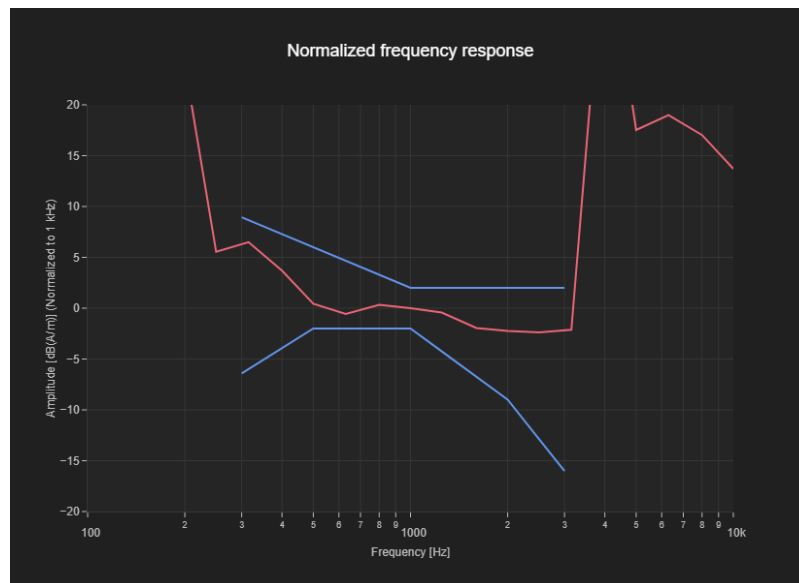
Band Name	Communication Systems Name	Channel	Frequency [MHz]
PCS 1900	GSM-FDD (TDMA, GMSK)	661	1880.0

## Grid Settings

Extent X [mm]	Extent Y [mm]	Step X [mm]	Step Y [mm]	Distance [mm]
52.0	52.0	4.0	4.0	10.0

## Results

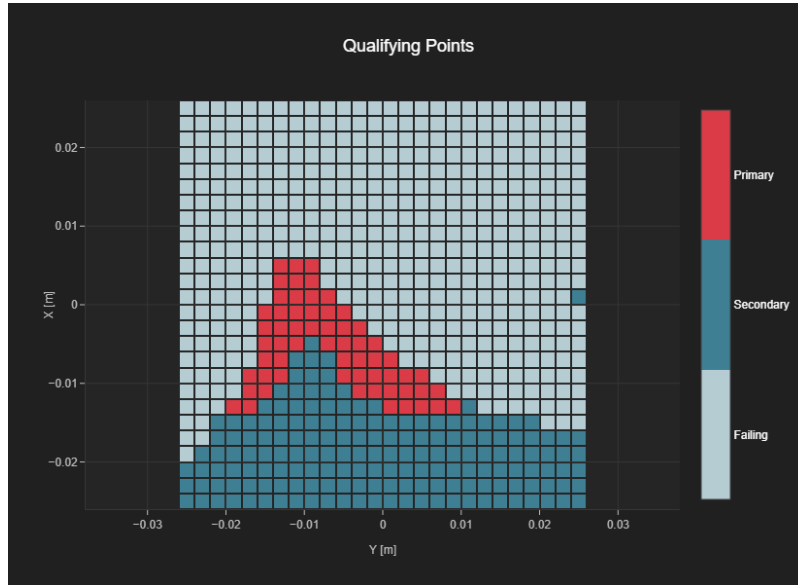
Audio File	Measurement Duration [s]	Margin Upper Bound [dB]	Margin Lower Bound [dB]
48k_voice_300-3000_2s.wav	2.0	2.0	1.43



# T-Coil Coupling Mode Test Report

## Results

Primary Group Contiguous Point Count	Secondary Group Point Count	Secondary Group Max Longitudinal	Secondary Group Max Transverse
60	229	16	26



# 3\_WCDMA Band II\_WB AMR 6.60Kbps\_Ch9400

Measurement performed on February 03, 2024

## Device Under Test

Manufacturer	Model	Dimensions [mm]	Speaker Position [mm]
		146.2 x 71.8 x 7.5	144.3

## Hardware Setup

Probe Name	Probe Calibration Date	DAE Name	DAE Calibration Date
AM1DV3 - 3106	December 13, 2023	DAE4 Sn1664	June 06, 2023

## Communication Systems

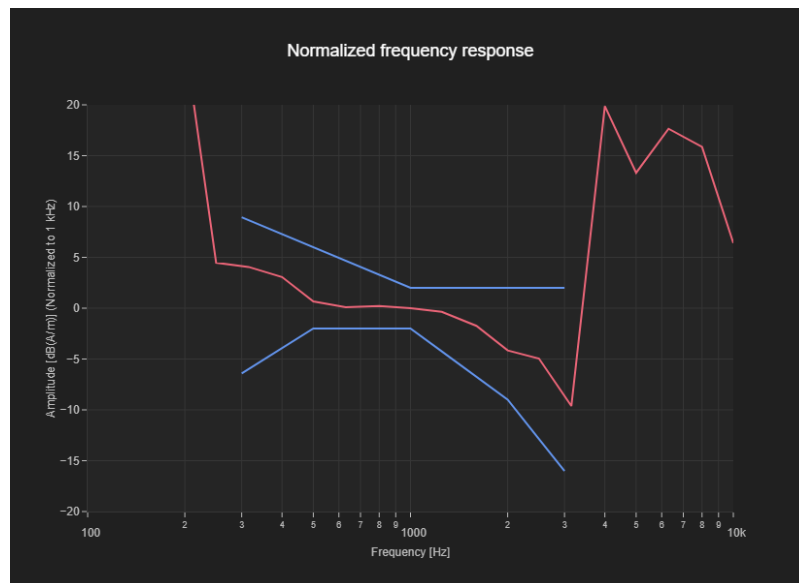
Band Name	Communication Systems Name	Channel	Frequency [MHz]
Band 2, UTRA/FDD	UMTS-FDD (WCDMA, AMR)	9400	1880.0

## Grid Settings

Extent X [mm]	Extent Y [mm]	Step X [mm]	Step Y [mm]	Distance [mm]
52.0	52.0	4.0	4.0	10.0

## Results

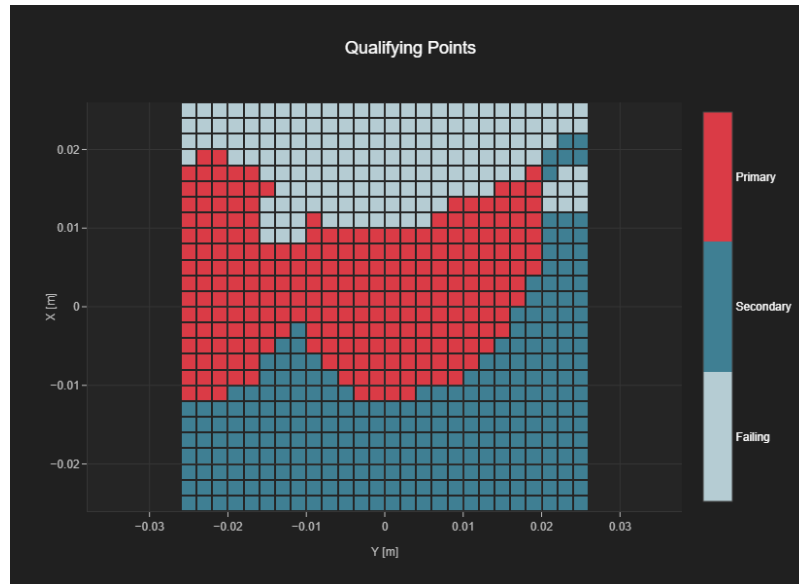
Audio File	Measurement Duration [s]	Margin Upper Bound [dB]	Margin Lower Bound [dB]
48k_voice_300-3000_2s.wav	2.0	2.0	2.0



# T-Coil Coupling Mode Test Report

## Results

Primary Group Contiguous Point Count	Secondary Group Point Count	Secondary Group Max Longitudinal	Secondary Group Max Transverse
245	515	23	26



# 4\_WCDMA Band IV\_WB AMR 6.60Kbps\_Ch1413

Measurement performed on February 26, 2024

## Device Under Test

Manufacturer	Model	Dimensions [mm]	Speaker Position [mm]
		146.2 x 71.8 x 7.5	144.3

## Hardware Setup

Probe Name	Probe Calibration Date	DAE Name	DAE Calibration Date
AM1DV3 - 3106	December 13, 2023	DAE4 Sn1664	June 06, 2023

## Communication Systems

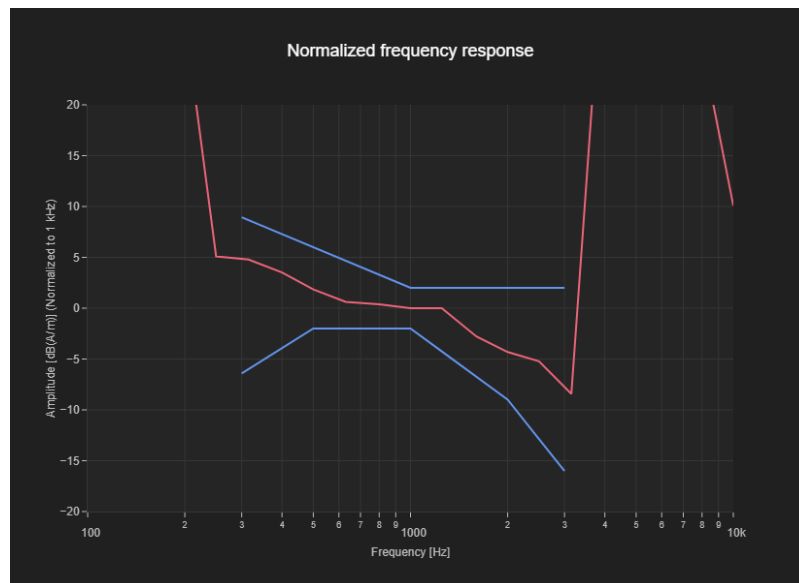
Band Name	Communication Systems Name	Channel	Frequency [MHz]
Band 4, UTRA/FDD	UMTS-FDD (WCDMA, AMR)	1413	1732.6

## Grid Settings

Extent X [mm]	Extent Y [mm]	Step X [mm]	Step Y [mm]	Distance [mm]
52.0	52.0	4.0	4.0	10.0

## Results

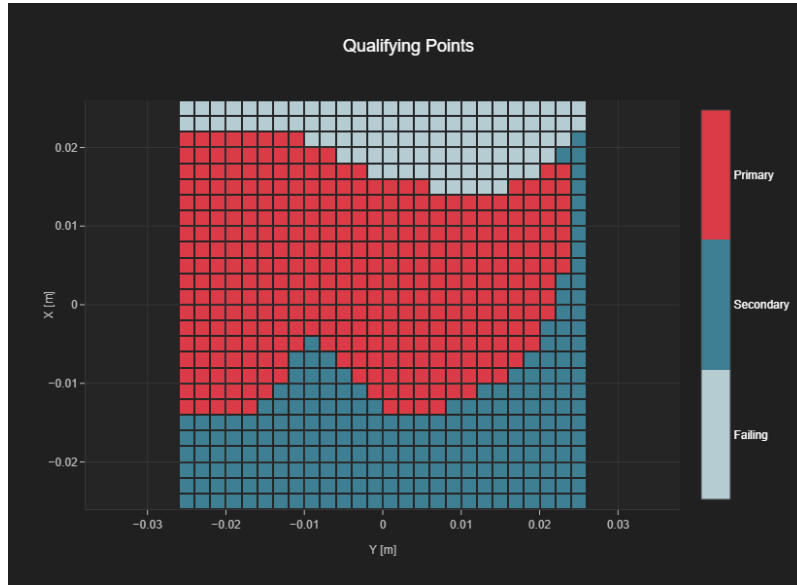
Audio File	Measurement Duration [s]	Margin Upper Bound [dB]	Margin Lower Bound [dB]
48k_voice_300-3000_2s.wav	2.0	2.0	2.0



# T-Coil Coupling Mode Test Report

## Results

Primary Group Contiguous Point Count	Secondary Group Point Count	Secondary Group Max Longitudinal	Secondary Group Max Transverse
352	577	24	26





# 5\_WCDMA Band V\_WB AMR 6.60Kbps\_Ch4182

Measurement performed on February 26, 2024

## Device Under Test

Manufacturer	Model	Dimensions [mm]	Speaker Position [mm]
		146.2 x 71.8 x 7.5	144.3

## Hardware Setup

Probe Name	Probe Calibration Date	DAE Name	DAE Calibration Date
AM1DV3 - 3106	December 13, 2023	DAE4 Sn1664	June 06, 2023

## Communication Systems

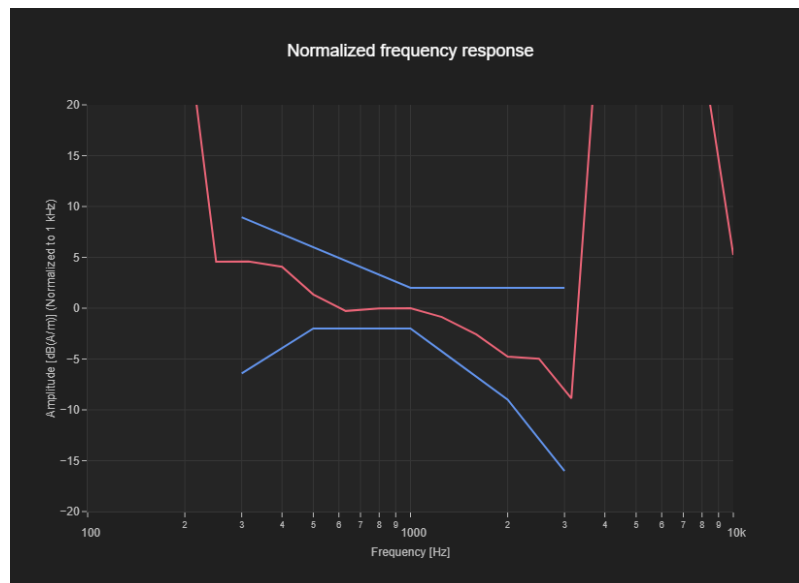
Band Name	Communication Systems Name	Channel	Frequency [MHz]
Band 5, UTRA/FDD	UMTS-FDD (WCDMA, AMR)	4182	836.4

## Grid Settings

Extent X [mm]	Extent Y [mm]	Step X [mm]	Step Y [mm]	Distance [mm]
52.0	52.0	4.0	4.0	10.0

## Results

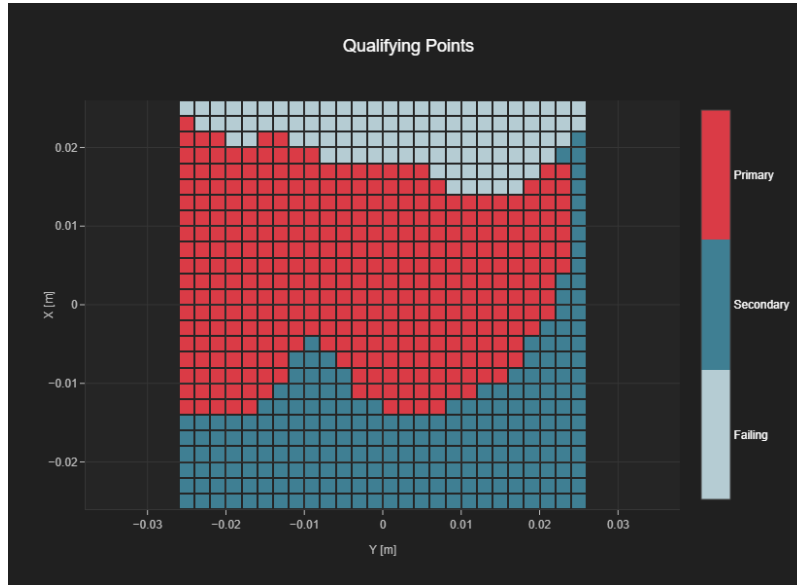
Audio File	Measurement Duration [s]	Margin Upper Bound [dB]	Margin Lower Bound [dB]
48k_voice_300-3000_2s.wav	2.0	2.0	1.73



# T-Coil Coupling Mode Test Report

## Results

Primary Group Contiguous Point Count	Secondary Group Point Count	Secondary Group Max Longitudinal	Secondary Group Max Transverse
353	578	25	26



# 6\_LTE Band 7\_20M\_QPSK\_1RB\_0Offset\_EVS WB 5.9Kbps\_Ch21100

Measurement performed on February 28, 2024

## Device Under Test

Manufacturer	Model	Dimensions [mm]	Speaker Position [mm]
		146.2 x 71.8 x 7.5	144.3

## Hardware Setup

Probe Name	Probe Calibration Date	DAE Name	DAE Calibration Date
AM1DV3 - 3106	December 13, 2023	DAE4 Sn1664	June 06, 2023

## Communication Systems

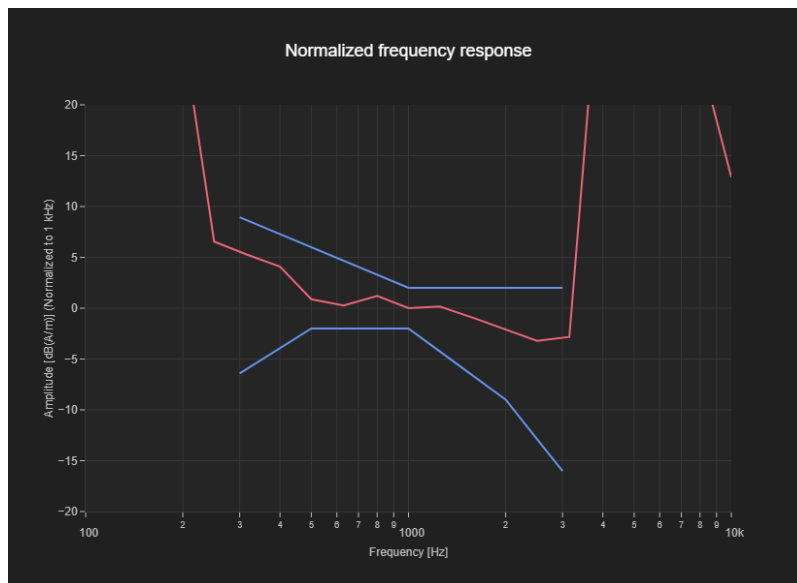
Band Name	Communication Systems Name	Channel	Frequency [MHz]
Band n7	5G NR (DFT-s-OFDM, 1 RB, 40 MHz, QPSK, 15 kHz)	507000	2535.0

## Grid Settings

Extent X [mm]	Extent Y [mm]	Step X [mm]	Step Y [mm]	Distance [mm]
52.0	52.0	4.0	4.0	10.0

## Results

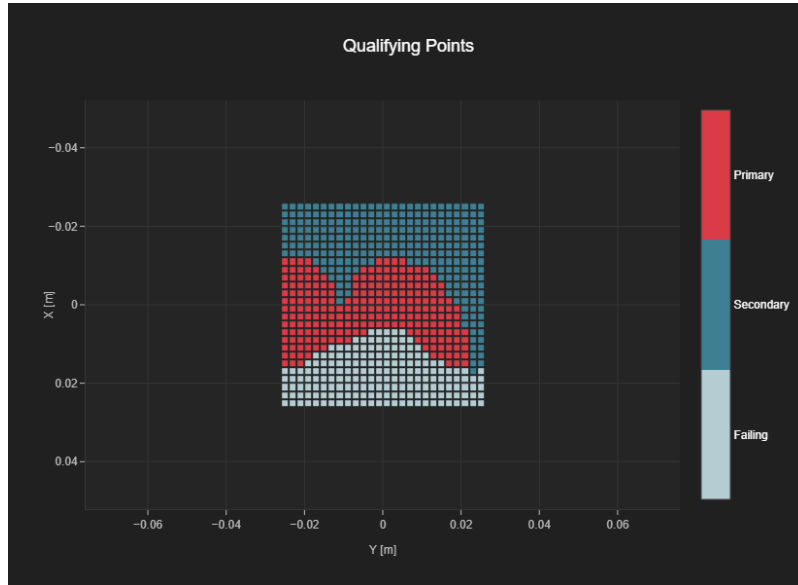
Audio File	Measurement Duration [s]	Margin Upper Bound [dB]	Margin Lower Bound [dB]
48k_voice_300-3000_2s.wav	2.0	1.84	2.0



# T-Coil Coupling Mode Test Report

## Results

Primary Group Contiguous Point Count	Secondary Group Point Count	Secondary Group Max Longitudinal	Secondary Group Max Transverse
229	489	22	26



# 7\_LTE Band 12\_10M\_QPSK\_1RB\_0Offset\_EVS WB 5.9Kbps\_Ch23095

Measurement performed on February 25, 2024

## Device Under Test

Manufacturer	Model	Dimensions [mm]	Speaker Position [mm]
		146.2 x 71.8 x 7.5	144.3

## Hardware Setup

Probe Name	Probe Calibration Date	DAE Name	DAE Calibration Date
AM1DV3 - 3106	December 13, 2023	DAE4 Sn1664	June 06, 2023

## Communication Systems

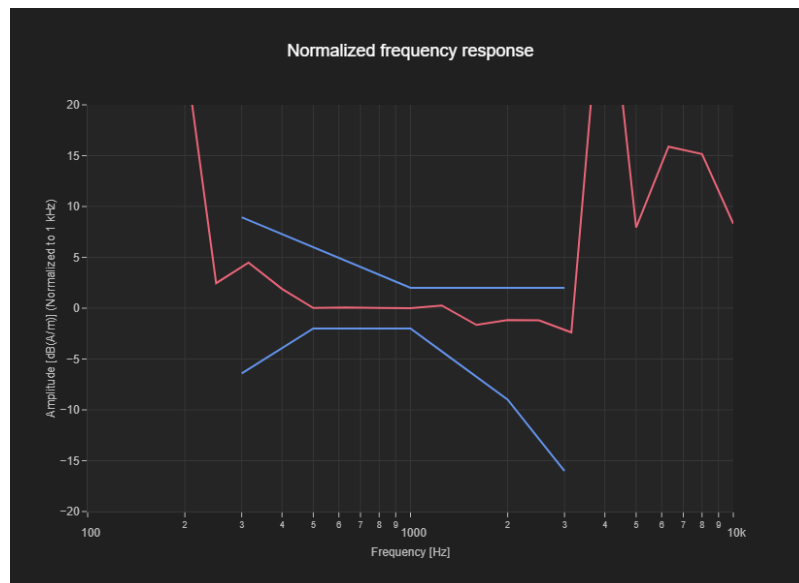
Band Name	Communication Systems Name	Channel	Frequency [MHz]
Band 12, E-UTRA/FDD	LTE-FDD (SC-FDMA, 1 RB, 10 MHz, 16-QAM)	23095	707.5

## Grid Settings

Extent X [mm]	Extent Y [mm]	Step X [mm]	Step Y [mm]	Distance [mm]
52.0	52.0	4.0	4.0	10.0

## Results

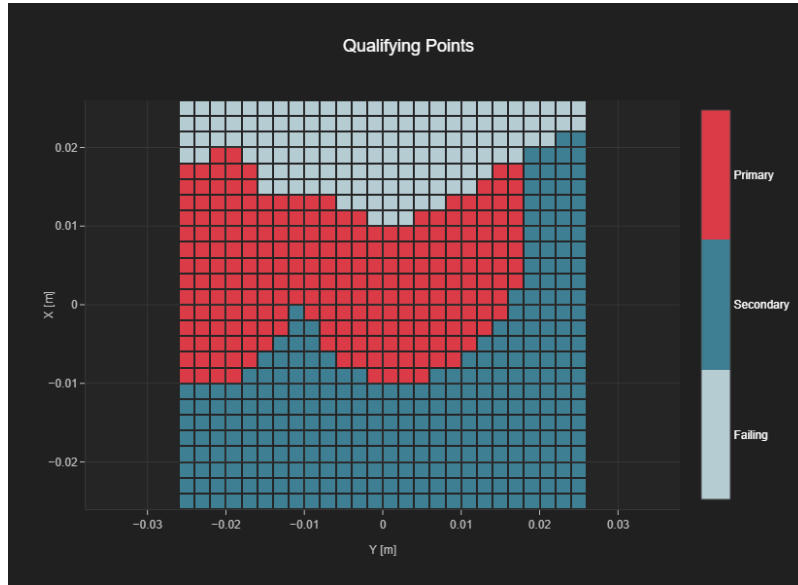
Audio File	Measurement Duration [s]	Margin Upper Bound [dB]	Margin Lower Bound [dB]
48k_voice_300-3000_2s.wav	2.0	1.73	2.0



# T-Coil Coupling Mode Test Report

## Results

Primary Group Contiguous Point Count	Secondary Group Point Count	Secondary Group Max Longitudinal	Secondary Group Max Transverse
235	541	24	26



# 8\_LTE Band 13\_10M\_QPSK\_1RB\_0Offset\_EVS WB 5.9Kbps\_Ch23230

Measurement performed on February 25, 2024

## Device Under Test

Manufacturer	Model	Dimensions [mm]	Speaker Position [mm]
		146.2 x 71.8 x 7.5	144.3

## Hardware Setup

Probe Name	Probe Calibration Date	DAE Name	DAE Calibration Date
AM1DV3 - 3106	December 13, 2023	DAE4 Sn1664	June 06, 2023

## Communication Systems

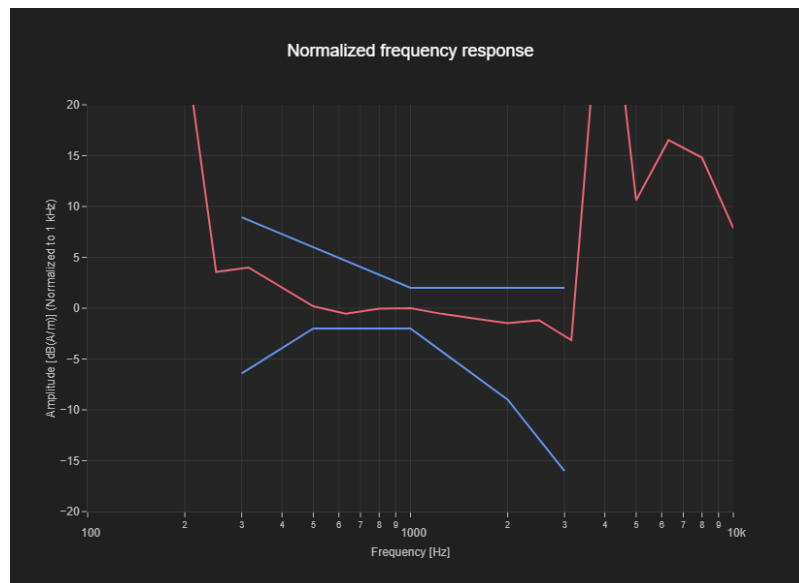
Band Name	Communication Systems Name	Channel	Frequency [MHz]
Band 13, E-UTRA/FDD	LTE-FDD (SC-FDMA, 1 RB, 10 MHz, 16-QAM)	23230	782.0

## Grid Settings

Extent X [mm]	Extent Y [mm]	Step X [mm]	Step Y [mm]	Distance [mm]
52.0	52.0	4.0	4.0	10.0

## Results

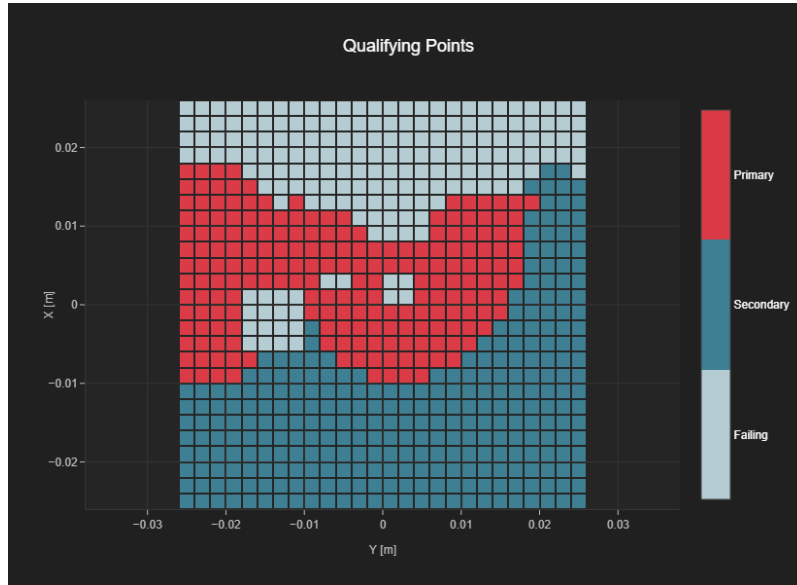
Audio File	Measurement Duration [s]	Margin Upper Bound [dB]	Margin Lower Bound [dB]
48k_voice_300-3000_2s.wav	2.0	2.0	1.46



# T-Coil Coupling Mode Test Report

## Results

Primary Group Contiguous Point Count	Secondary Group Point Count	Secondary Group Max Longitudinal	Secondary Group Max Transverse
201	494	22	26





# 9\_LTE Band 14\_10M\_QPSK\_1RB\_0Offset\_EVS WB 5.9Kbps\_Ch23330

Measurement performed on February 26, 2024

## Device Under Test

Manufacturer	Model	Dimensions [mm]	Speaker Position [mm]
		146.2 x 71.8 x 7.5	144.3

## Hardware Setup

Probe Name	Probe Calibration Date	DAE Name	DAE Calibration Date
AM1DV3 - 3106	December 13, 2023	DAE4 Sn1664	June 06, 2023

## Communication Systems

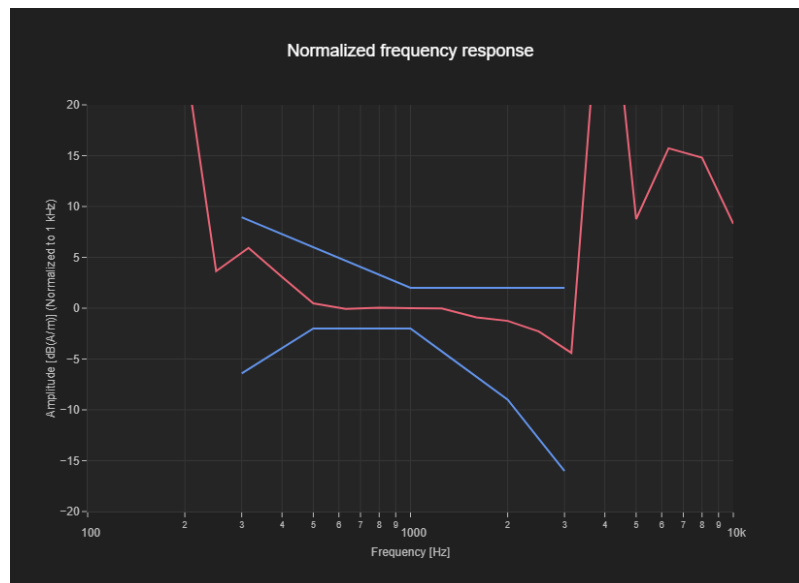
Band Name	Communication Systems Name	Channel	Frequency [MHz]
Band 14, E-UTRA/FDD	LTE-FDD (SC-FDMA, 1 RB, 10 MHz, 16-QAM)	23330	793.0

## Grid Settings

Extent X [mm]	Extent Y [mm]	Step X [mm]	Step Y [mm]	Distance [mm]
52.0	52.0	4.0	4.0	10.0

## Results

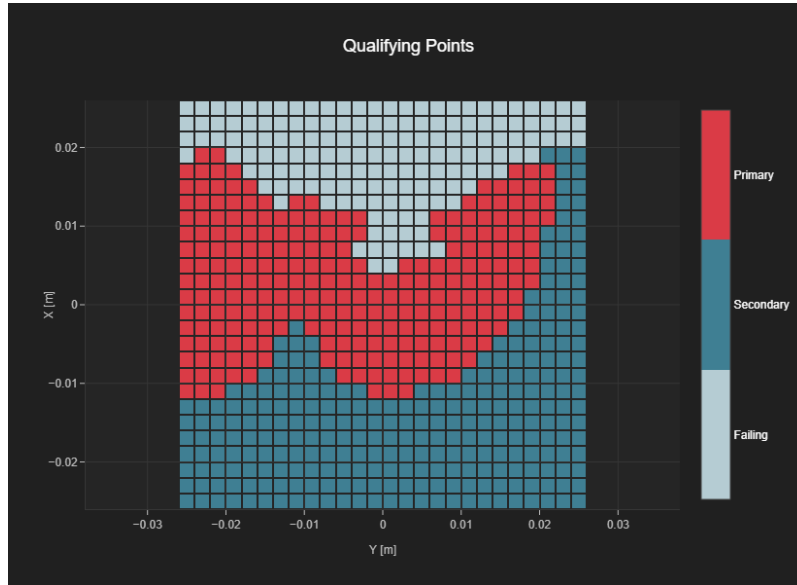
Audio File	Measurement Duration [s]	Margin Upper Bound [dB]	Margin Lower Bound [dB]
48k_voice_300-3000_2s.wav	2.0	2.0	1.93



# T-Coil Coupling Mode Test Report

## Results

Primary Group Contiguous Point Count	Secondary Group Point Count	Secondary Group Max Longitudinal	Secondary Group Max Transverse
249	520	23	26



# 10\_LTE Band 25\_20M\_QPSK\_1RB\_0Offset\_EVS WB 5.9Kbps\_Ch26340

Measurement performed on February 03, 2024

## Device Under Test

Manufacturer	Model	Dimensions [mm]	Speaker Position [mm]
		146.2 x 71.8 x 7.5	144.3

## Hardware Setup

Probe Name	Probe Calibration Date	DAE Name	DAE Calibration Date
AM1DV3 - 3106	December 13, 2023	DAE4 Sn1664	June 06, 2023

## Communication Systems

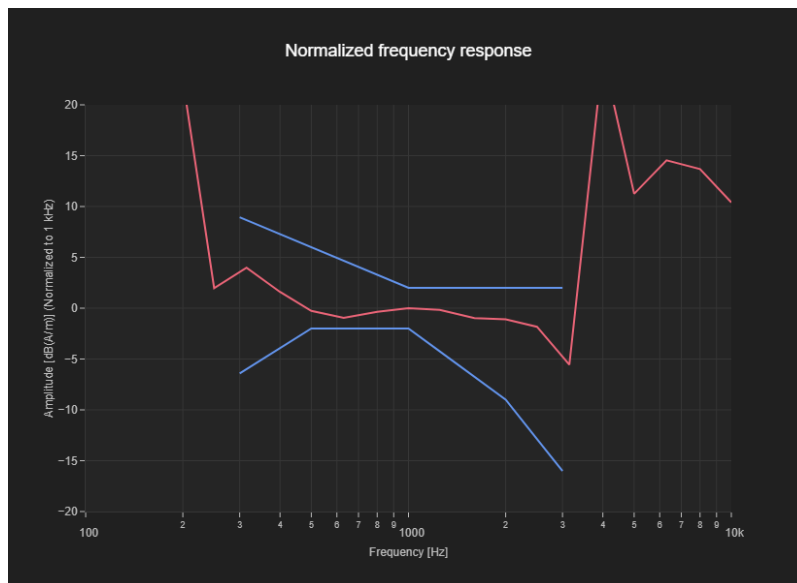
Band Name	Communication Systems Name	Channel	Frequency [MHz]
Band 25, E-UTRA/FDD	LTE-FDD (SC-FDMA, 1 RB, 20 MHz, 16-QAM)	26340	1880.0

## Grid Settings

Extent X [mm]	Extent Y [mm]	Step X [mm]	Step Y [mm]	Distance [mm]
52.0	52.0	4.0	4.0	10.0

## Results

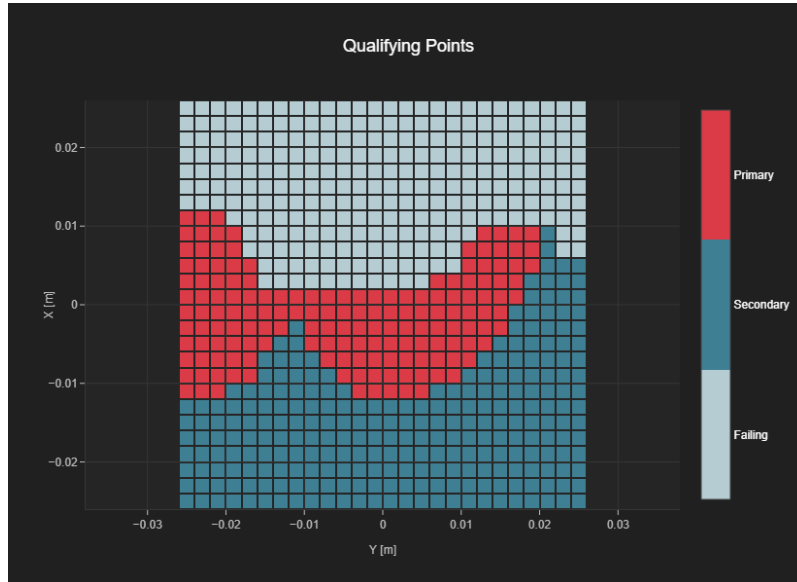
Audio File	Measurement Duration [s]	Margin Upper Bound [dB]	Margin Lower Bound [dB]
48k_voice_300-3000_2s.wav	2.0	2.0	1.05



# T-Coil Coupling Mode Test Report

## Results

Primary Group Contiguous Point Count	Secondary Group Point Count	Secondary Group Max Longitudinal	Secondary Group Max Transverse
158	414	19	26



# 10\_1\_LTE Band 25+n77\_20M\_QPSK\_1RB\_0Offset\_EVS WB 5.9Kbps\_Ch26340

Measurement performed on February 29, 2024

## Device Under Test

Manufacturer	Model	Dimensions [mm]	Speaker Position [mm]
		146.2 x 71.8 x 7.5	144.3

## Hardware Setup

Probe Name	Probe Calibration Date	DAE Name	DAE Calibration Date
AM1DV3 - 3106	December 13, 2023	DAE4 Sn1664	June 06, 2023

## Communication Systems

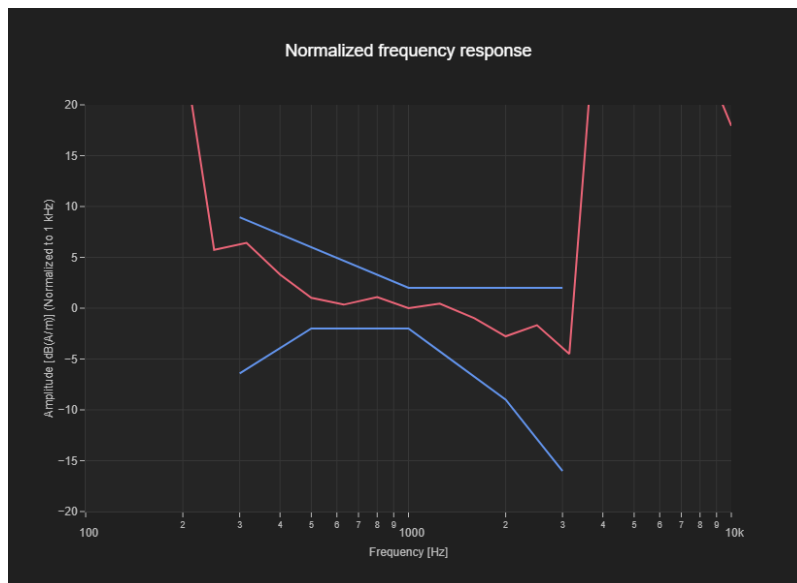
Band Name	Communication Systems Name	Channel	Frequency [MHz]
Band 25, E-UTRA/FDD	LTE-FDD (SC-FDMA, 1 RB, 20 MHz, 16-QAM)	26340	1880.0

## Grid Settings

Extent X [mm]	Extent Y [mm]	Step X [mm]	Step Y [mm]	Distance [mm]
52.0	52.0	4.0	4.0	10.0

## Results

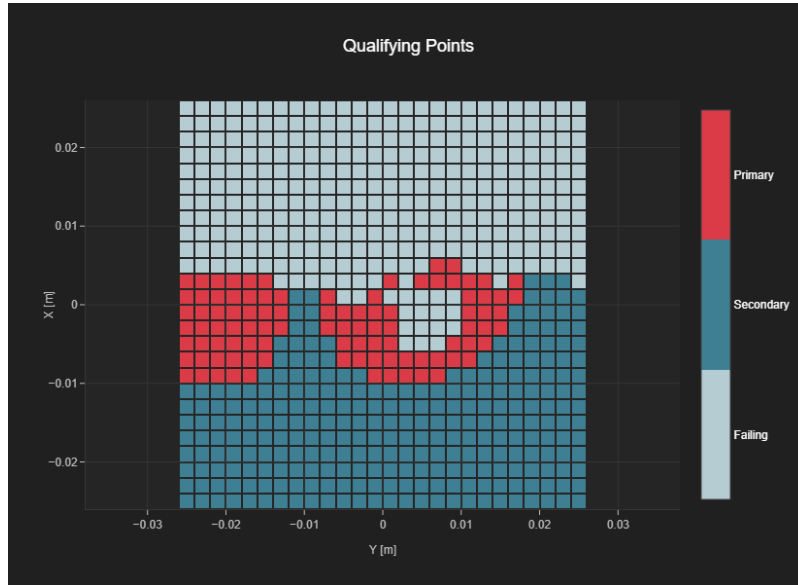
Audio File	Measurement Duration [s]	Margin Upper Bound [dB]	Margin Lower Bound [dB]
48k_voice_300-3000_2s.wav	2.0	1.55	2.0



# T-Coil Coupling Mode Test Report

## Results

Primary Group Contiguous Point Count	Secondary Group Point Count	Secondary Group Max Longitudinal	Secondary Group Max Transverse
96	363	15	26



# 11\_LTE Band 26\_15M\_QPSK\_1RB\_0Offset\_EVS WB 5.9Kbps\_Ch26865

Measurement performed on February 25, 2024

## Device Under Test

Manufacturer	Model	Dimensions [mm]	Speaker Position [mm]
		146.2 x 71.8 x 7.5	144.3

## Hardware Setup

Probe Name	Probe Calibration Date	DAE Name	DAE Calibration Date
AM1DV3 - 3106	December 13, 2023	DAE4 Sn1664	June 06, 2023

## Communication Systems

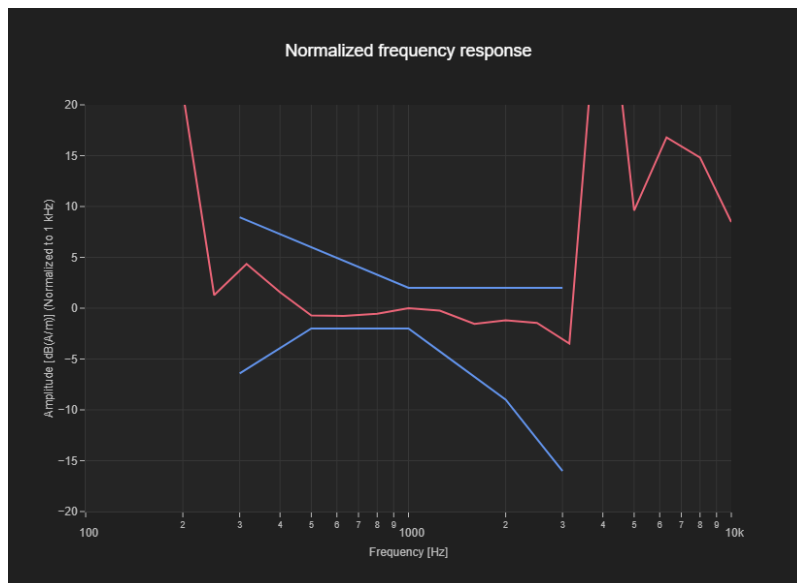
Band Name	Communication Systems Name	Channel	Frequency [MHz]
Band 26 E-UTRA/FDD	LTE-FDD (SC-FDMA, 1 RB, 15 MHz, 16-QAM)	26865	831.5

## Grid Settings

Extent X [mm]	Extent Y [mm]	Step X [mm]	Step Y [mm]	Distance [mm]
52.0	52.0	4.0	4.0	10.0

## Results

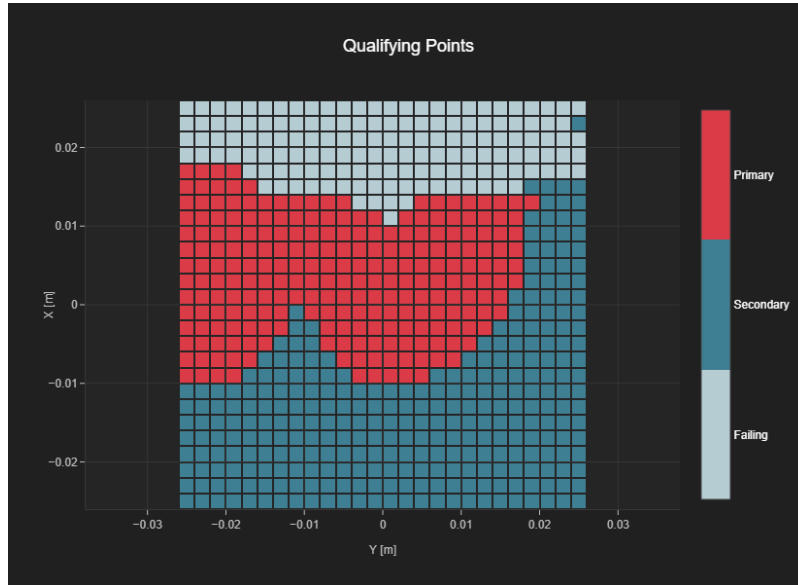
Audio File	Measurement Duration [s]	Margin Upper Bound [dB]	Margin Lower Bound [dB]
48k_voice_300-3000_2s.wav	2.0	2.0	1.24



# T-Coil Coupling Mode Test Report

## Results

Primary Group Contiguous Point Count	Secondary Group Point Count	Secondary Group Max Longitudinal	Secondary Group Max Transverse
234	528	22	26





# 12\_LTE Band 30\_10M\_QPSK\_1RB\_0Offset\_EVS WB 5.9Kbps\_Ch27710

Measurement performed on February 26, 2024

## Device Under Test

Manufacturer	Model	Dimensions [mm]	Speaker Position [mm]
		146.2 x 71.8 x 7.5	144.3

## Hardware Setup

Probe Name	Probe Calibration Date	DAE Name	DAE Calibration Date
AM1DV3 - 3106	December 13, 2023	DAE4 Sn1664	June 06, 2023

## Communication Systems

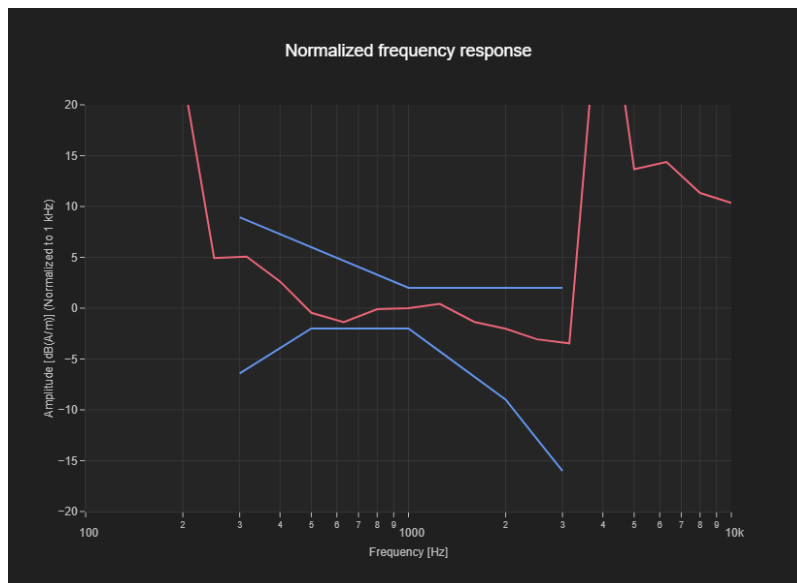
Band Name	Communication Systems Name	Channel	Frequency [MHz]
Band 30, E-UTRA/FDD	LTE-FDD (SC-FDMA, 1 RB, 5 MHz, 16-QAM)	27710	2310.0

## Grid Settings

Extent X [mm]	Extent Y [mm]	Step X [mm]	Step Y [mm]	Distance [mm]
52.0	52.0	4.0	4.0	10.0

## Results

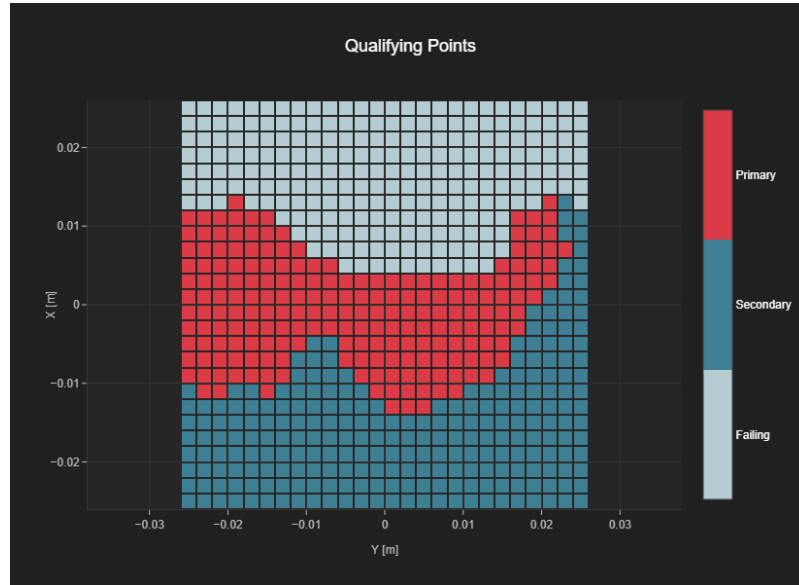
Audio File	Measurement Duration [s]	Margin Upper Bound [dB]	Margin Lower Bound [dB]
48k_voice_300-3000_2s.wav	2.0	1.58	0.63



# T-Coil Coupling Mode Test Report

## Results

Primary Group Contiguous Point Count	Secondary Group Point Count	Secondary Group Max Longitudinal	Secondary Group Max Transverse
203	445	20	26



# 13\_LTE Band 66\_20M\_QPSK\_1RB\_0Offset\_EVS WB 5.9Kbps\_Ch132322

Measurement performed on February 25, 2024

## Device Under Test

Manufacturer	Model	Dimensions [mm]	Speaker Position [mm]
		146.2 x 71.8 x 7.5	144.3

## Hardware Setup

Probe Name	Probe Calibration Date	DAE Name	DAE Calibration Date
AM1DV3 - 3106	December 13, 2023	DAE4 Sn1664	June 06, 2023

## Communication Systems

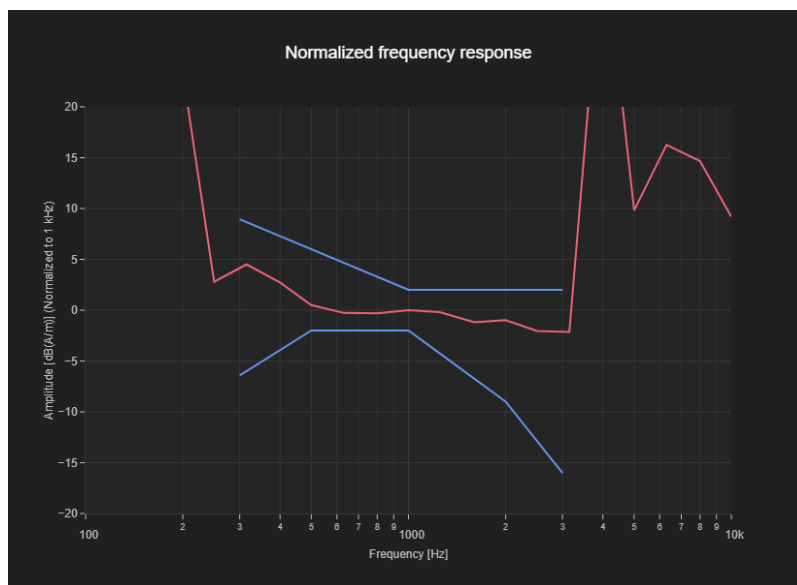
Band Name	Communication Systems Name	Channel	Frequency [MHz]
Band 66, E-UTRA/FDD	LTE-FDD (SC-FDMA, 1 RB, 20 MHz, 16-QAM)	132322	1745.0

## Grid Settings

Extent X [mm]	Extent Y [mm]	Step X [mm]	Step Y [mm]	Distance [mm]
52.0	52.0	4.0	4.0	10.0

## Results

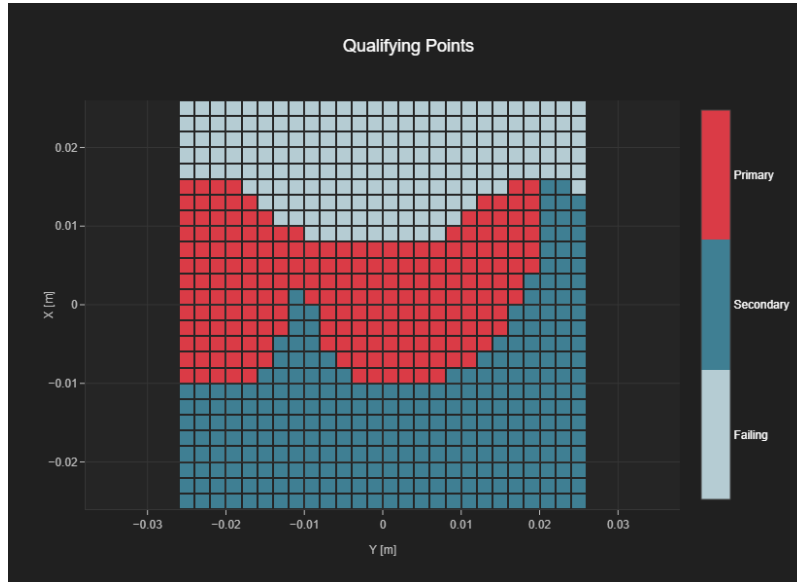
Audio File	Measurement Duration [s]	Margin Upper Bound [dB]	Margin Lower Bound [dB]
48k_voice_300-3000_2s.wav	2.0	2.0	1.68



# T-Coil Coupling Mode Test Report

## Results

Primary Group Contiguous Point Count	Secondary Group Point Count	Secondary Group Max Longitudinal	Secondary Group Max Transverse
210	493	21	26



# 13\_1\_LTE Band 66+N77\_20M\_QPSK\_1RB\_0Offset\_EVS WB 5.9Kbps\_Ch132322

Measurement performed on February 29, 2024

## Device Under Test

Manufacturer	Model	Dimensions [mm]	Speaker Position [mm]
		146.2 x 71.8 x 7.5	144.3

## Hardware Setup

Probe Name	Probe Calibration Date	DAE Name	DAE Calibration Date
AM1DV3 - 3106	December 13, 2023	DAE4 Sn1664	June 06, 2023

## Communication Systems

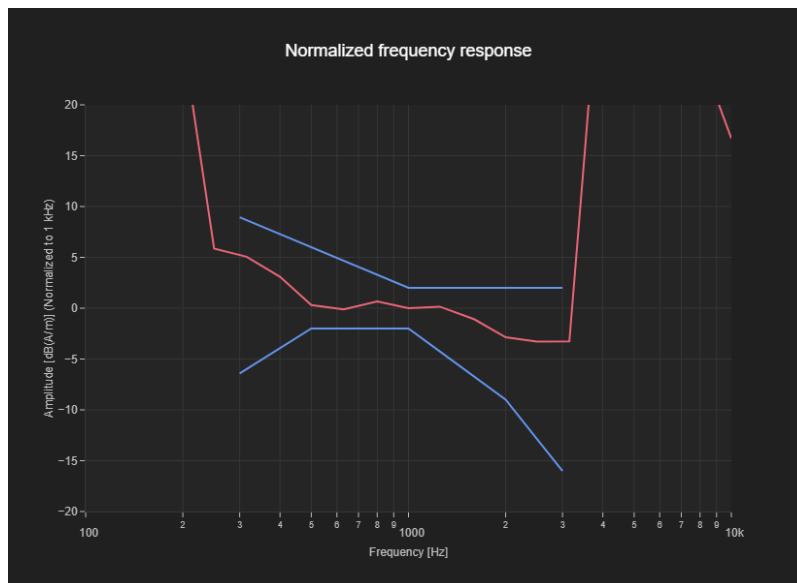
Band Name	Communication Systems Name	Channel	Frequency [MHz]
Band 66, E-UTRA/FDD	LTE-FDD (SC-FDMA, 1 RB, 20 MHz, 16-QAM)	132322	1745.0

## Grid Settings

Extent X [mm]	Extent Y [mm]	Step X [mm]	Step Y [mm]	Distance [mm]
52.0	52.0	4.0	4.0	10.0

## Results

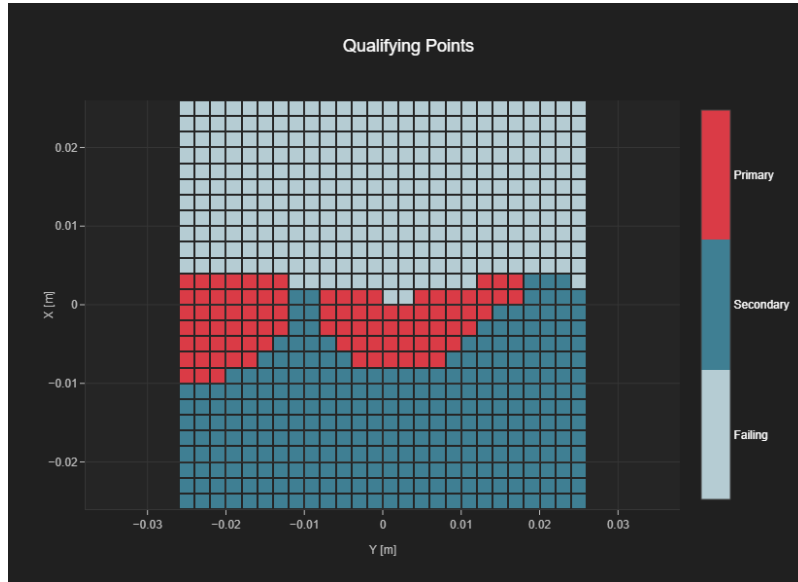
Audio File	Measurement Duration [s]	Margin Upper Bound [dB]	Margin Lower Bound [dB]
48k_voice_300-3000_2s.wav	2.0	1.85	1.88



# T-Coil Coupling Mode Test Report

## Results

Primary Group Contiguous Point Count	Secondary Group Point Count	Secondary Group Max Longitudinal	Secondary Group Max Transverse
91	375	15	26



# 14\_LTE Band 71\_20M\_QPSK\_1RB\_0Offset\_EVS WB 5.9Kbps\_Ch133297

Measurement performed on February 25, 2024

## Device Under Test

Manufacturer	Model	Dimensions [mm]	Speaker Position [mm]
		146.2 x 71.8 x 7.5	144.3

## Hardware Setup

Probe Name	Probe Calibration Date	DAE Name	DAE Calibration Date
AM1DV3 - 3106	December 13, 2023	DAE4 Sn1664	June 06, 2023

## Communication Systems

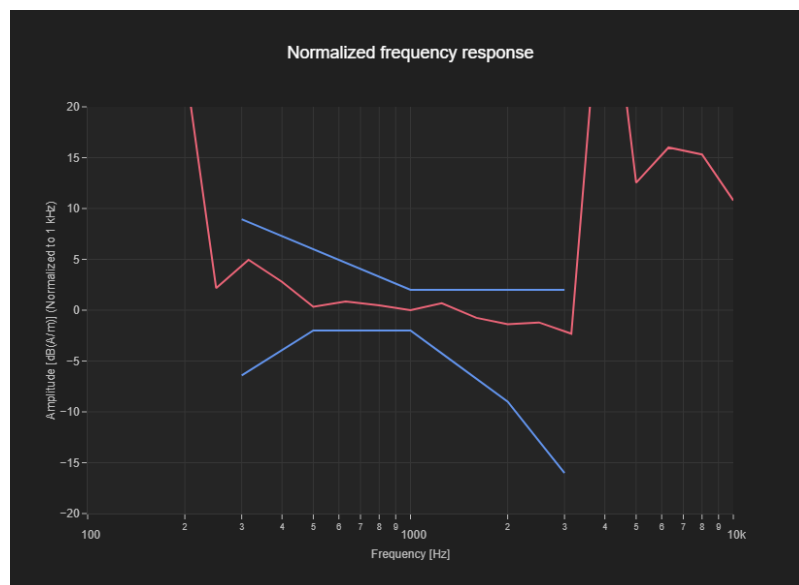
Band Name	Communication Systems Name	Channel	Frequency [MHz]
Band 71, E-UTRA/FDD	LTE-FDD (SC-FDMA, 1 RB, 20 MHz, 16-QAM)	133297	680.5

## Grid Settings

Extent X [mm]	Extent Y [mm]	Step X [mm]	Step Y [mm]	Distance [mm]
52.0	52.0	4.0	4.0	10.0

## Results

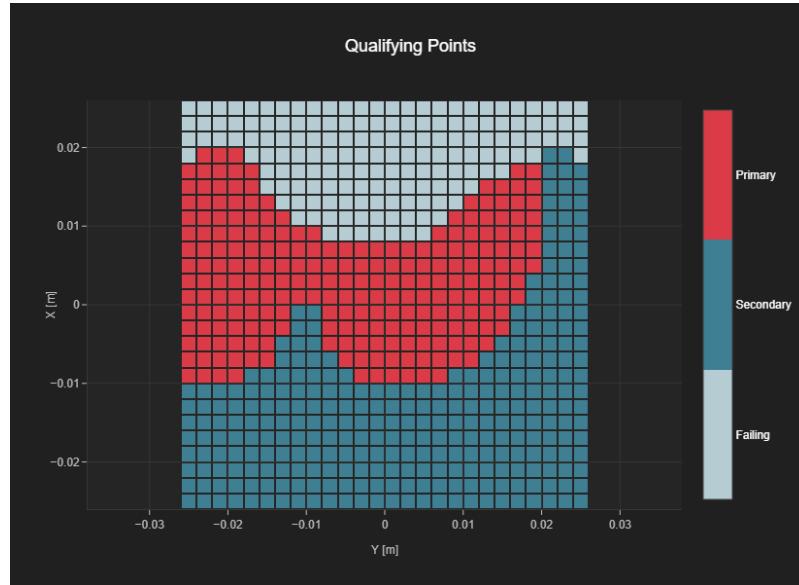
Audio File	Measurement Duration [s]	Margin Upper Bound [dB]	Margin Lower Bound [dB]
48k_voice_300-3000_2s.wav	2.0	1.31	2.0



# T-Coil Coupling Mode Test Report

## Results

Primary Group Contiguous Point Count	Secondary Group Point Count	Secondary Group Max Longitudinal	Secondary Group Max Transverse
229	518	23	26





# 15\_LTE Band 41\_20M\_QPSK\_1RB\_0Offset\_EVS WB 5.9Kbps\_Ch40620

Measurement performed on February 06, 2024

## Device Under Test

Manufacturer	Model	Dimensions [mm]	Speaker Position [mm]
		146.2 x 71.8 x 7.5	144.3

## Hardware Setup

Probe Name	Probe Calibration Date	DAE Name	DAE Calibration Date
AM1DV3 - 3106	December 13, 2023	DAE4 Sn1664	June 06, 2023

## Communication Systems

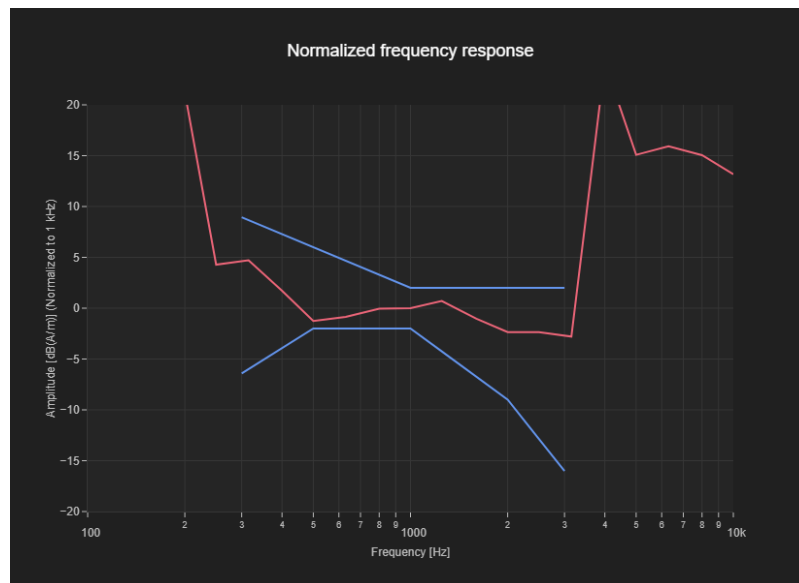
Band Name	Communication Systems Name	Channel	Frequency [MHz]
Band 41, E-UTRA/TDD	LTE-TDD (SC-FDMA, 1 RB, 20 MHz, 64-QAM)	40620	2593.0

## Grid Settings

Extent X [mm]	Extent Y [mm]	Step X [mm]	Step Y [mm]	Distance [mm]
52.0	52.0	4.0	4.0	10.0

## Results

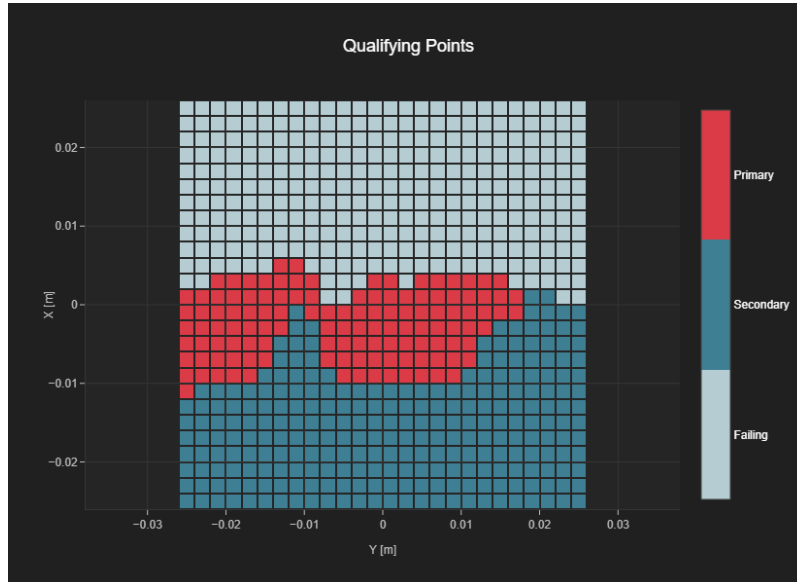
Audio File	Measurement Duration [s]	Margin Upper Bound [dB]	Margin Lower Bound [dB]
48k_voice_300-3000_2s.wav	2.0	1.29	0.74



# T-Coil Coupling Mode Test Report

## Results

Primary Group Contiguous Point Count	Secondary Group Point Count	Secondary Group Max Longitudinal	Secondary Group Max Transverse
122	377	16	26



# 16\_LTE Band 48\_20M\_QPSK\_1RB\_0Offset\_EVS WB 5.9Kbps\_Ch55830

Measurement performed on February 26, 2024

## Device Under Test

Manufacturer	Model	Dimensions [mm]	Speaker Position [mm]
		146.2 x 71.8 x 7.5	144.3

## Hardware Setup

Probe Name	Probe Calibration Date	DAE Name	DAE Calibration Date
AM1DV3 - 3106	December 13, 2023	DAE4 Sn1664	June 06, 2023

## Communication Systems

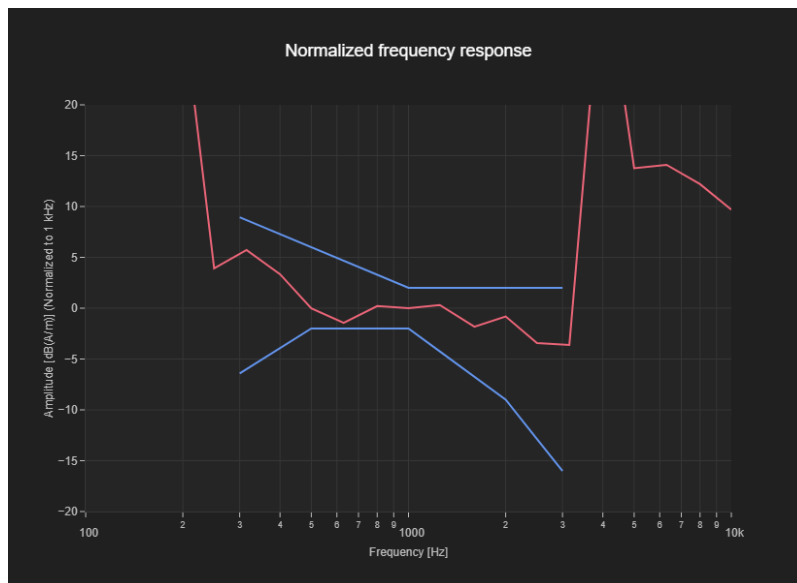
Band Name	Communication Systems Name	Channel	Frequency [MHz]
Band 48, E-UTRA/TDD	LTE-TDD (SC-FDMA, 1 RB, 20 MHz, 16-QAM)	55830	3609.0

## Grid Settings

Extent X [mm]	Extent Y [mm]	Step X [mm]	Step Y [mm]	Distance [mm]
52.0	52.0	4.0	4.0	10.0

## Results

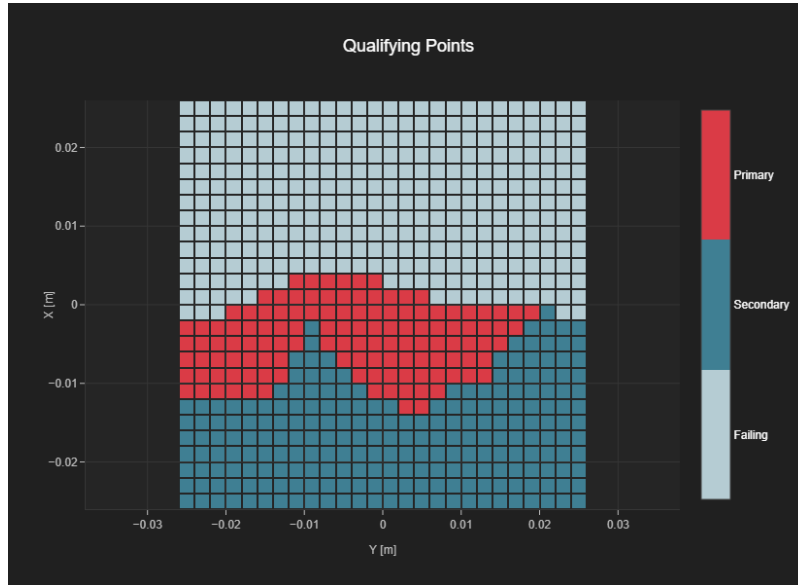
Audio File	Measurement Duration [s]	Margin Upper Bound [dB]	Margin Lower Bound [dB]
48k_voice_300-3000_2s.wav	2.0	1.68	0.55



# T-Coil Coupling Mode Test Report

## Results

Primary Group Contiguous Point Count	Secondary Group Point Count	Secondary Group Max Longitudinal	Secondary Group Max Transverse
124	350	15	26



# 16\_1\_LTE Band 48+n2\_20M\_QPSK\_1RB\_0Offset\_EVS WB 5.9Kbps\_Ch55830

Measurement performed on February 29, 2024

## Device Under Test

Manufacturer	Model	Dimensions [mm]	Speaker Position [mm]
		146.2 x 71.8 x 7.5	144.3

## Hardware Setup

Probe Name	Probe Calibration Date	DAE Name	DAE Calibration Date
AM1DV3 - 3106	December 13, 2023	DAE4 Sn1664	June 06, 2023

## Communication Systems

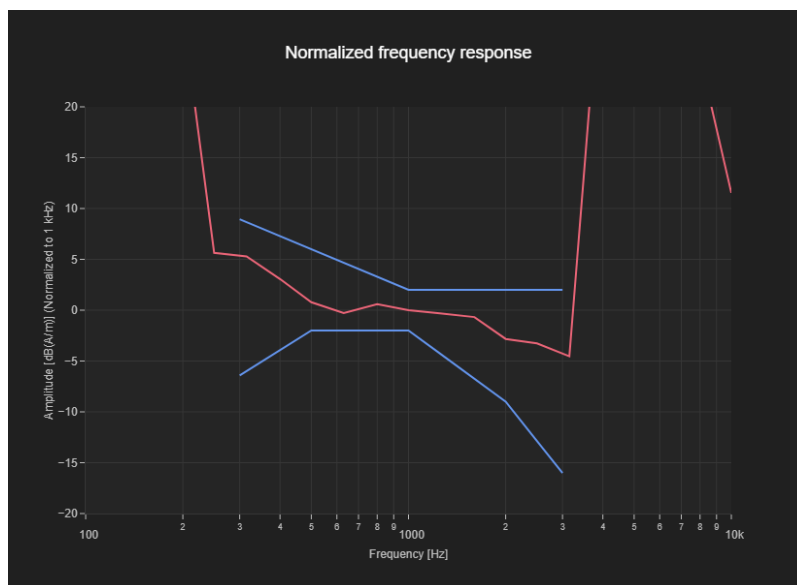
Band Name	Communication Systems Name	Channel	Frequency [MHz]
Band 48, E-UTRA/TDD	LTE-TDD (SC-FDMA, 1 RB, 20 MHz, 16-QAM)	55830	3609.0

## Grid Settings

Extent X [mm]	Extent Y [mm]	Step X [mm]	Step Y [mm]	Distance [mm]
52.0	52.0	4.0	4.0	10.0

## Results

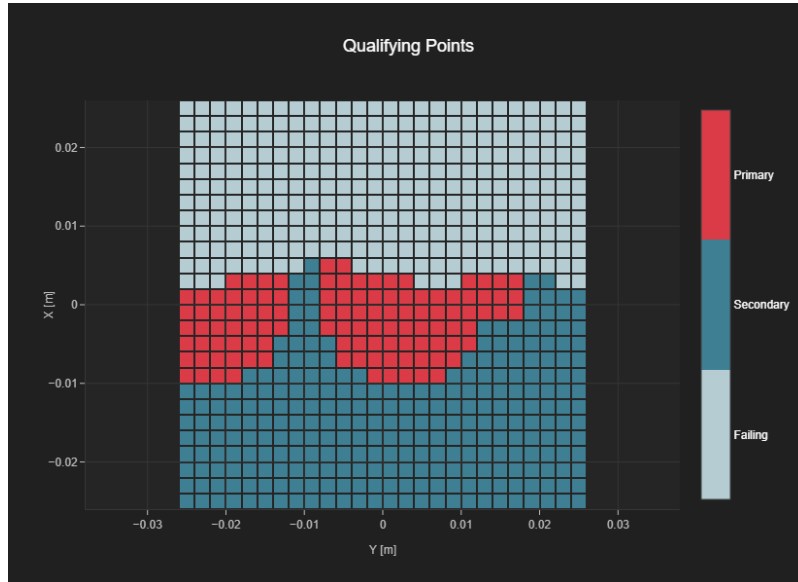
Audio File	Measurement Duration [s]	Margin Upper Bound [dB]	Margin Lower Bound [dB]
48k_voice_300-3000_2s.wav	2.0	2.0	1.73



# T-Coil Coupling Mode Test Report

## Results

Primary Group Contiguous Point Count	Secondary Group Point Count	Secondary Group Max Longitudinal	Secondary Group Max Transverse
111	385	16	26



# 17\_FR1 n7\_40M\_QPSK\_1RB\_1Offset\_EVS WB 5.9Kbps\_Ch507000

Measurement performed on February 27, 2024

## Device Under Test

Manufacturer	Model	Dimensions [mm]	Speaker Position [mm]
		146.2 x 71.8 x 7.5	144.3

## Hardware Setup

Probe Name	Probe Calibration Date	DAE Name	DAE Calibration Date
AM1DV3 - 3106	December 13, 2023	DAE4 Sn1664	June 06, 2023

## Communication Systems

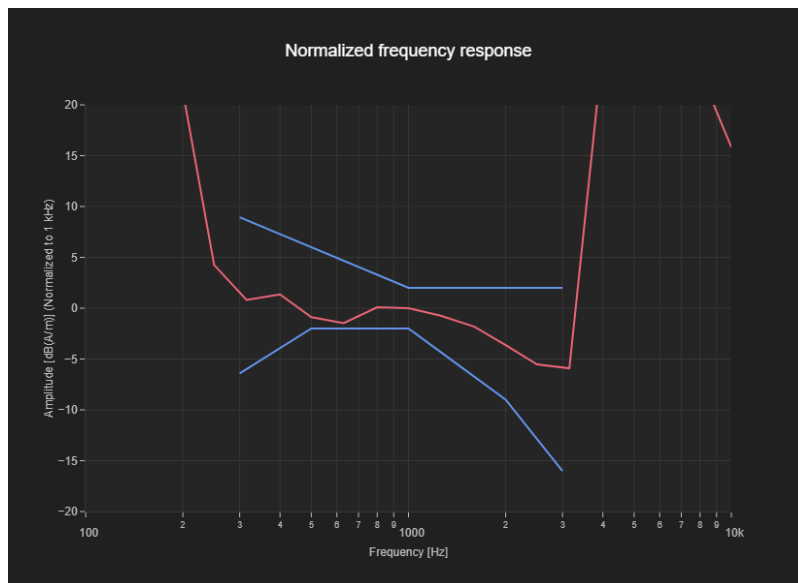
Band Name	Communication Systems Name	Channel	Frequency [MHz]
Band n7	5G NR (DFT-s-OFDM, 1 RB, 40 MHz, QPSK, 15 kHz)	507000	2535.0

## Grid Settings

Extent X [mm]	Extent Y [mm]	Step X [mm]	Step Y [mm]	Distance [mm]
52.0	52.0	4.0	4.0	10.0

## Results

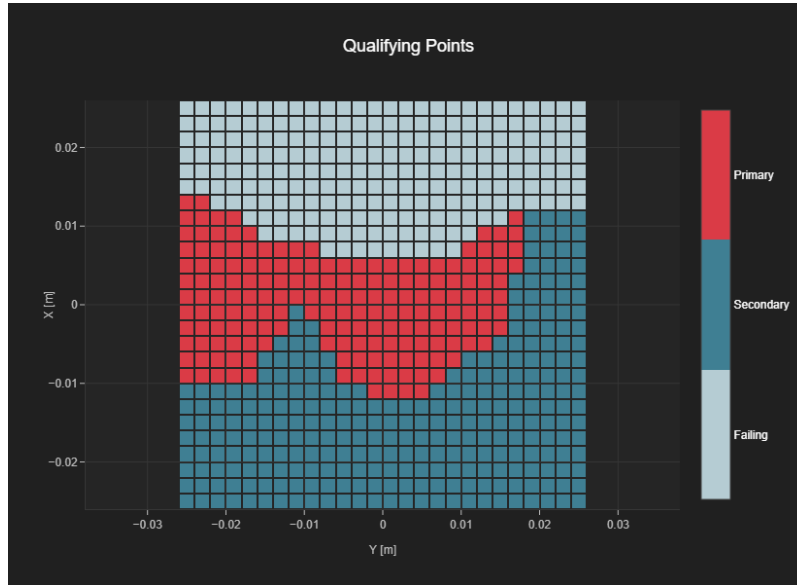
Audio File	Measurement Duration [s]	Margin Upper Bound [dB]	Margin Lower Bound [dB]
48k_voice_300-3000_2s.wav	2.0	2.0	0.53



# T-Coil Coupling Mode Test Report

## Results

Primary Group Contiguous Point Count	Secondary Group Point Count	Secondary Group Max Longitudinal	Secondary Group Max Transverse
177	456	20	26





# 18\_FR1 n12\_15M\_QPSK\_1RB\_1Offset\_EVS WB 5.9Kbps\_Ch141500

Measurement performed on February 28, 2024

## Device Under Test

Manufacturer	Model	Dimensions [mm]	Speaker Position [mm]
		146.2 x 71.8 x 7.5	144.3

## Hardware Setup

Probe Name	Probe Calibration Date	DAE Name	DAE Calibration Date
AM1DV3 - 3106	December 13, 2023	DAE4 Sn1664	June 06, 2023

## Communication Systems

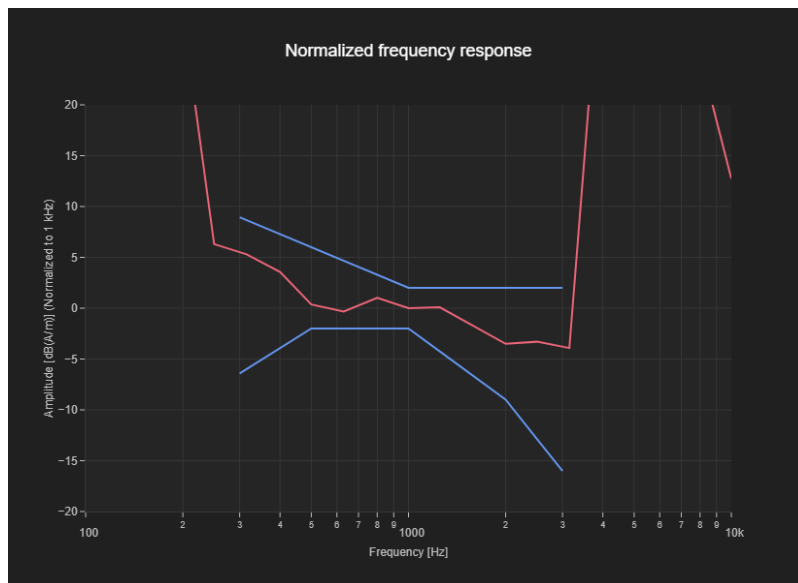
Band Name	Communication Systems Name	Channel	Frequency [MHz]
Band n12	5G NR (DFT-s-OFDM, 1 RB, 15 MHz, QPSK, 15 kHz)	141500	707.5

## Grid Settings

Extent X [mm]	Extent Y [mm]	Step X [mm]	Step Y [mm]	Distance [mm]
52.0	52.0	4.0	4.0	10.0

## Results

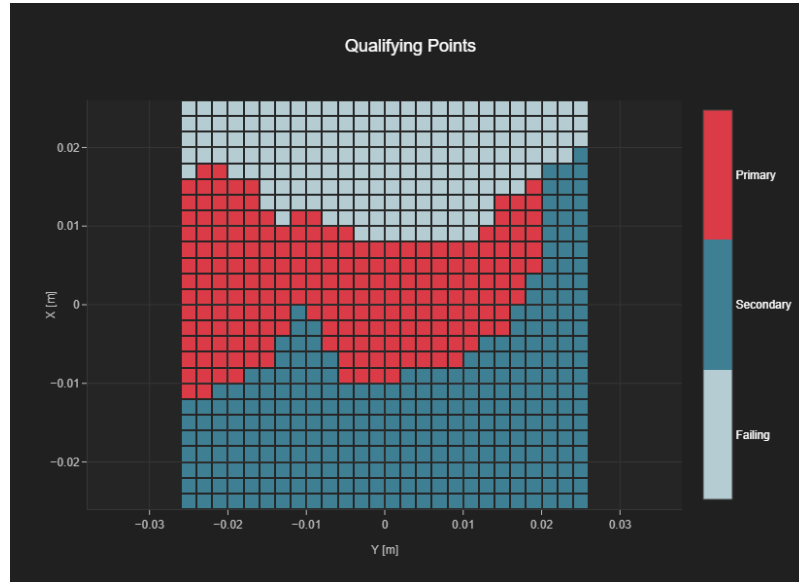
Audio File	Measurement Duration [s]	Margin Upper Bound [dB]	Margin Lower Bound [dB]
48k_voice_300-3000_2s.wav	2.0	1.91	1.68



# T-Coil Coupling Mode Test Report

## Results

Primary Group Contiguous Point Count	Secondary Group Point Count	Secondary Group Max Longitudinal	Secondary Group Max Transverse
211	500	23	26



# 19\_FR1 n14\_10M\_QPSK\_1RB\_1Offset\_EVS WB 5.9Kbps\_Ch158600

Measurement performed on February 28, 2024

## Device Under Test

Manufacturer	Model	Dimensions [mm]	Speaker Position [mm]
		146.2 x 71.8 x 7.5	144.3

## Hardware Setup

Probe Name	Probe Calibration Date	DAE Name	DAE Calibration Date
AM1DV3 - 3106	December 13, 2023	DAE4 Sn1664	June 06, 2023

## Communication Systems

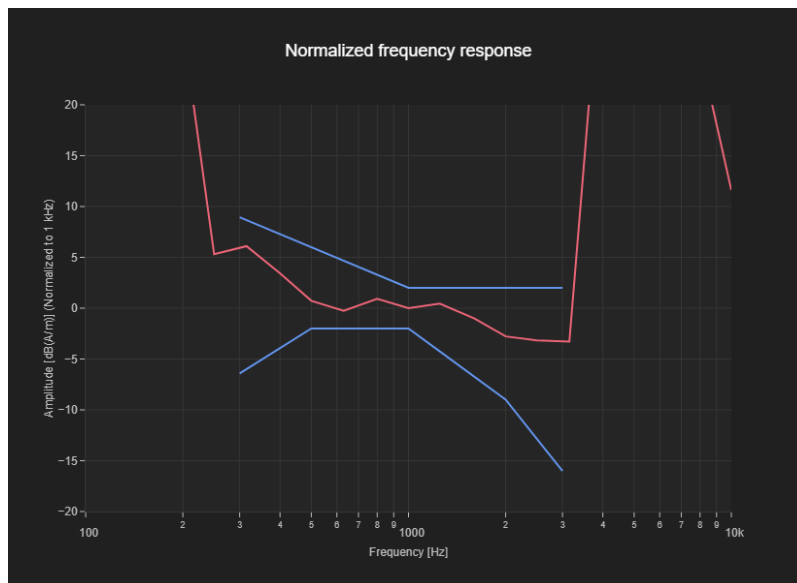
Band Name	Communication Systems Name	Channel	Frequency [MHz]
Band n14	5G NR (DFT-s-OFDM, 1 RB, 10 MHz, QPSK, 15 kHz)	158600	793.0

## Grid Settings

Extent X [mm]	Extent Y [mm]	Step X [mm]	Step Y [mm]	Distance [mm]
52.0	52.0	4.0	4.0	10.0

## Results

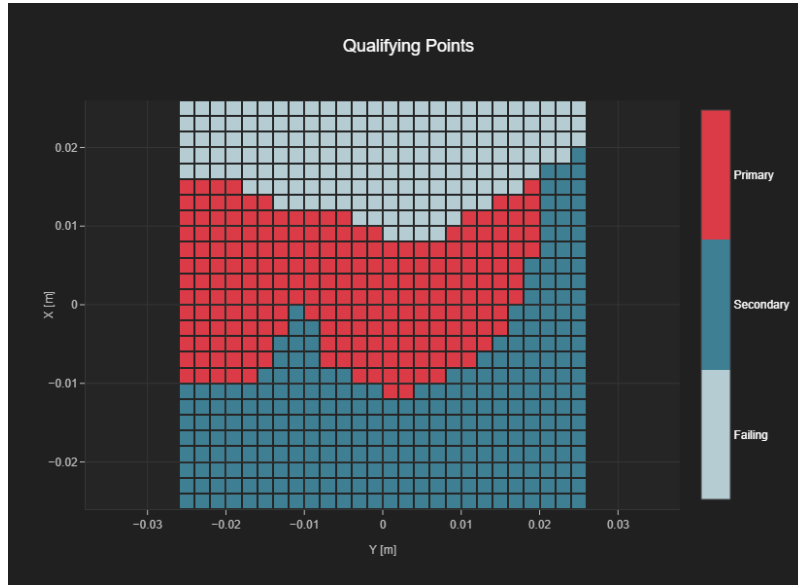
Audio File	Measurement Duration [s]	Margin Upper Bound [dB]	Margin Lower Bound [dB]
48k_voice_300-3000_2s.wav	2.0	1.55	1.74



# T-Coil Coupling Mode Test Report

## Results

Primary Group Contiguous Point Count	Secondary Group Point Count	Secondary Group Max Longitudinal	Secondary Group Max Transverse
223	507	23	26



# 20\_FR1 n25\_40M\_QPSK\_1RB\_1Offset\_EVS WB 5.9Kbps\_Ch376500

Measurement performed on February 05, 2024

## Device Under Test

Manufacturer	Model	Dimensions [mm]	Speaker Position [mm]
		146.2 x 71.8 x 7.5	144.3

## Hardware Setup

Probe Name	Probe Calibration Date	DAE Name	DAE Calibration Date
AM1DV3 - 3106	December 13, 2023	DAE4 Sn1664	June 06, 2023

## Communication Systems

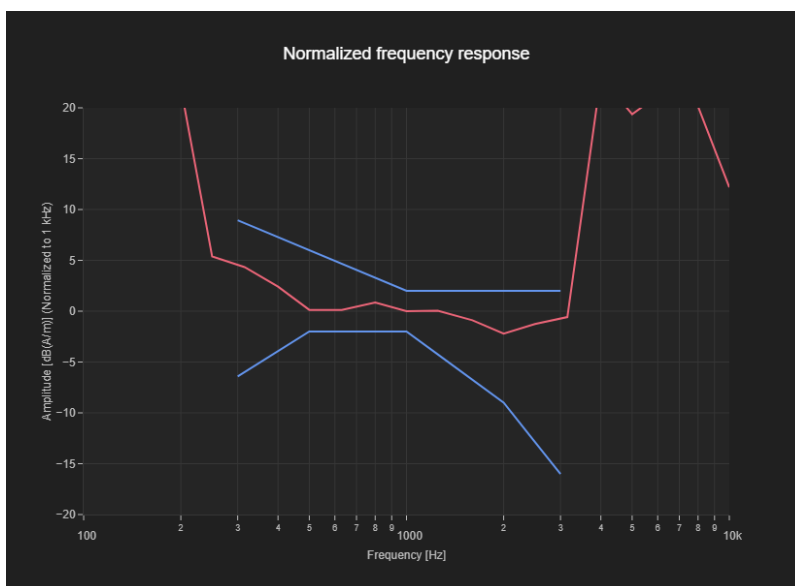
Band Name	Communication Systems Name	Channel	Frequency [MHz]
Band n25	5G NR (DFT-s-OFDM, 1 RB, 40 MHz, QPSK, 15 kHz)	376500	1882.5

## Grid Settings

Extent X [mm]	Extent Y [mm]	Step X [mm]	Step Y [mm]	Distance [mm]
52.0	52.0	4.0	4.0	10.0

## Results

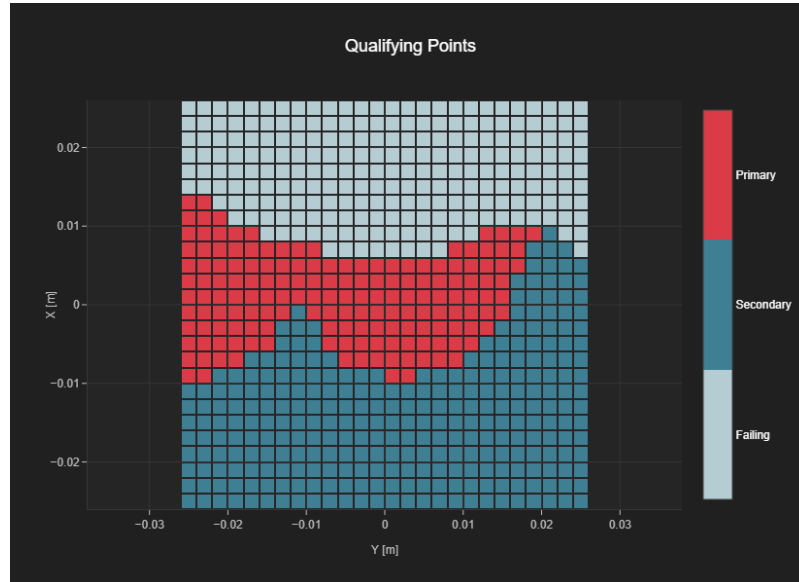
Audio File	Measurement Duration [s]	Margin Upper Bound [dB]	Margin Lower Bound [dB]
48k_voice_300-3000_2s.wav	2.0	1.96	2.0



# T-Coil Coupling Mode Test Report

## Results

Primary Group Contiguous Point Count	Secondary Group Point Count	Secondary Group Max Longitudinal	Secondary Group Max Transverse
161	448	20	26



# 20\_1\_FR1 n25+B66\_40M\_QPSK\_1RB\_1Offset\_EVS WB 5.9Kbps\_Ch376500

Measurement performed on February 21, 2024

## Device Under Test

Manufacturer	Model	Dimensions [mm]	Speaker Position [mm]
		146.2 x 71.8 x 7.5	144.3

## Hardware Setup

Probe Name	Probe Calibration Date	DAE Name	DAE Calibration Date
AM1DV3 - 3106	December 13, 2023	DAE4 Sn1664	June 06, 2023

## Communication Systems

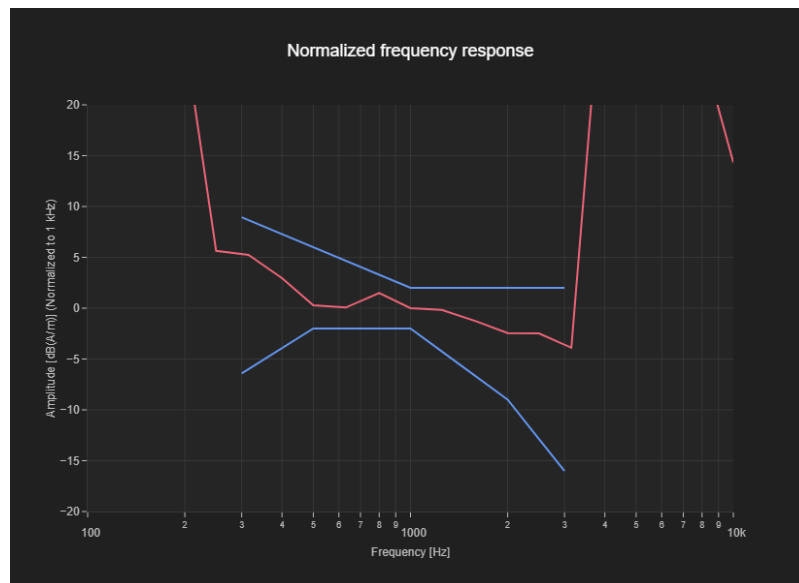
Band Name	Communication Systems Name	Channel	Frequency [MHz]
Band n25	5G NR (DFT-s-OFDM, 1 RB, 40 MHz, QPSK, 15 kHz)	376500	1882.5

## Grid Settings

Extent X [mm]	Extent Y [mm]	Step X [mm]	Step Y [mm]	Distance [mm]
52.0	52.0	4.0	4.0	10.0

## Results

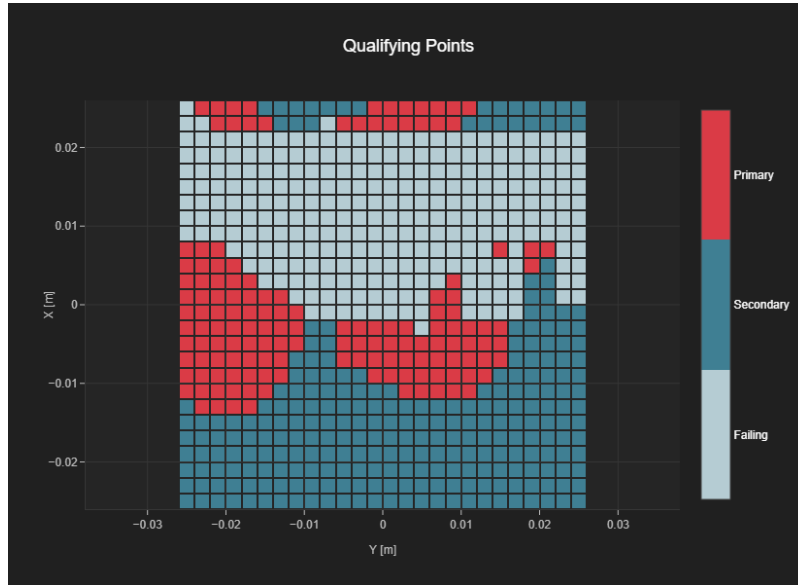
Audio File	Measurement Duration [s]	Margin Upper Bound [dB]	Margin Lower Bound [dB]
48k_voice_300-3000_2s.wav	2.0	1.79	2.0



# T-Coil Coupling Mode Test Report

## Results

Primary Group Contiguous Point Count	Secondary Group Point Count	Secondary Group Max Longitudinal	Secondary Group Max Transverse
144	403	19	26





# 21\_FR1 n26\_20M\_QPSK\_1RB\_1Offset\_EVS WB 5.9Kbps\_Ch166300

Measurement performed on February 28, 2024

## Device Under Test

Manufacturer	Model	Dimensions [mm]	Speaker Position [mm]
		146.2 x 71.8 x 7.5	144.3

## Hardware Setup

Probe Name	Probe Calibration Date	DAE Name	DAE Calibration Date
AM1DV3 - 3106	December 13, 2023	DAE4 Sn1664	June 06, 2023

## Communication Systems

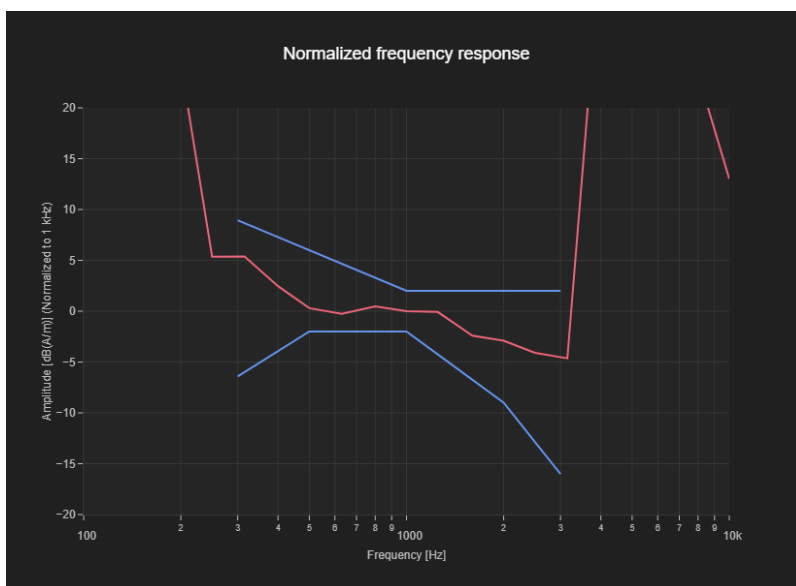
Band Name	Communication Systems Name	Channel	Frequency [MHz]
Band n26	5G NR (DFT-s-OFDM, 1 RB, 20 MHz, QPSK, 15 kHz)	166300	831.5

## Grid Settings

Extent X [mm]	Extent Y [mm]	Step X [mm]	Step Y [mm]	Distance [mm]
52.0	52.0	4.0	4.0	10.0

## Results

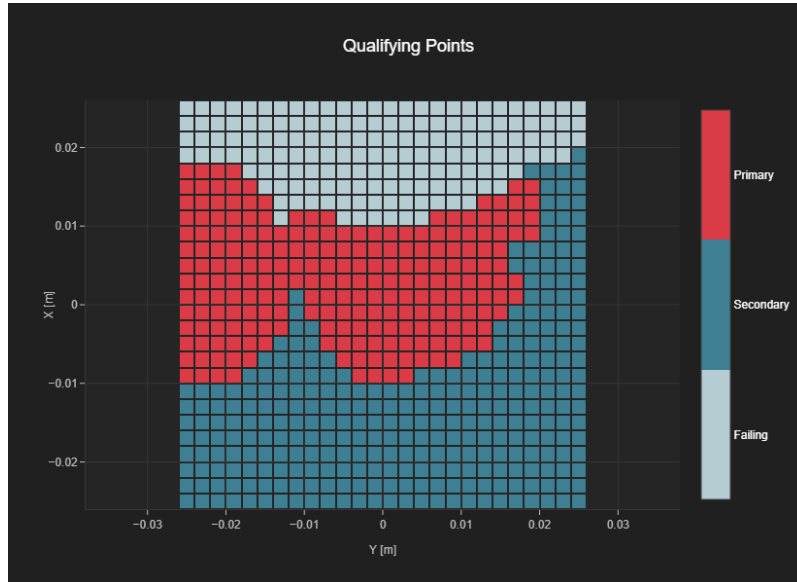
Audio File	Measurement Duration [s]	Margin Upper Bound [dB]	Margin Lower Bound [dB]
48k_voice_300-3000_2s.wav	2.0	2.0	1.73



# T-Coil Coupling Mode Test Report

## Results

Primary Group Contiguous Point Count	Secondary Group Point Count	Secondary Group Max Longitudinal	Secondary Group Max Transverse
221	519	23	26



# 22\_FR1 n30\_10M\_QPSK\_1RB\_1Offset\_EVS WB 5.9Kbps\_Ch462000

Measurement performed on February 28, 2024

## Device Under Test

Manufacturer	Model	Dimensions [mm]	Speaker Position [mm]
		146.2 x 71.8 x 7.5	144.3

## Hardware Setup

Probe Name	Probe Calibration Date	DAE Name	DAE Calibration Date
AM1DV3 - 3106	December 13, 2023	DAE4 Sn1664	June 06, 2023

## Communication Systems

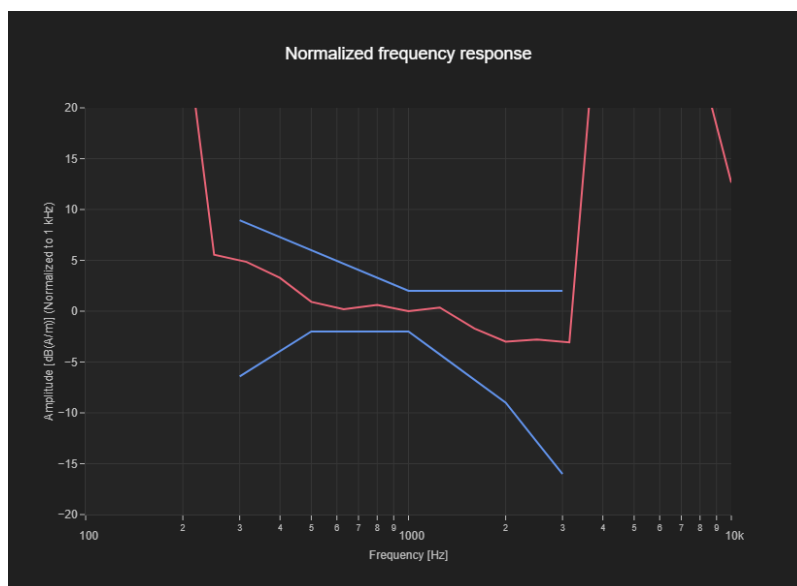
Band Name	Communication Systems Name	Channel	Frequency [MHz]
Band n30	5G NR (DFT-s-OFDM, 1 RB, 10 MHz, QPSK, 15 kHz)	462000	2310.0

## Grid Settings

Extent X [mm]	Extent Y [mm]	Step X [mm]	Step Y [mm]	Distance [mm]
52.0	52.0	4.0	4.0	10.0

## Results

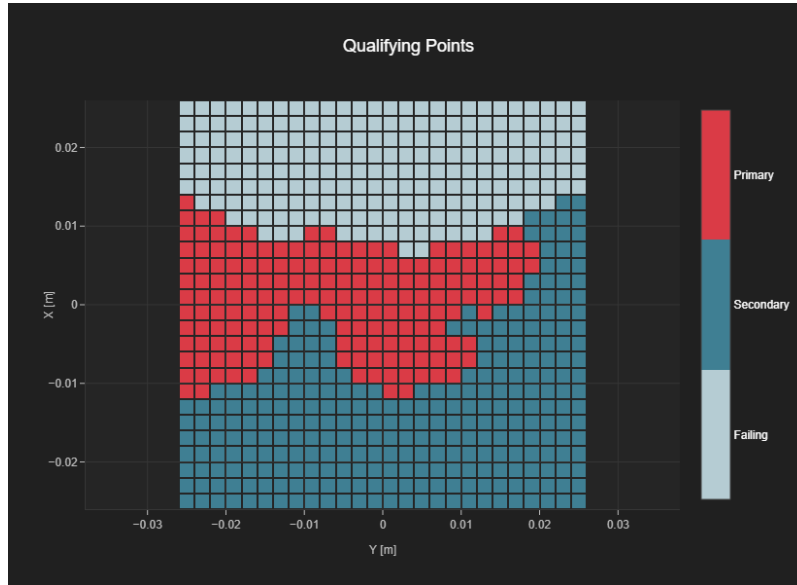
Audio File	Measurement Duration [s]	Margin Upper Bound [dB]	Margin Lower Bound [dB]
48k_voice_300-3000_2s.wav	2.0	1.64	2.0



# T-Coil Coupling Mode Test Report

## Results

Primary Group Contiguous Point Count	Secondary Group Point Count	Secondary Group Max Longitudinal	Secondary Group Max Transverse
178	463	20	26



# 23\_FR1 n66\_40M\_QPSK\_1RB\_1Offset\_EVS WB 5.9Kbps\_Ch349000

Measurement performed on February 28, 2024

## Device Under Test

Manufacturer	Model	Dimensions [mm]	Speaker Position [mm]
		146.2 x 71.8 x 7.5	144.3

## Hardware Setup

Probe Name	Probe Calibration Date	DAE Name	DAE Calibration Date
AM1DV3 - 3106	December 13, 2023	DAE4 Sn1664	June 06, 2023

## Communication Systems

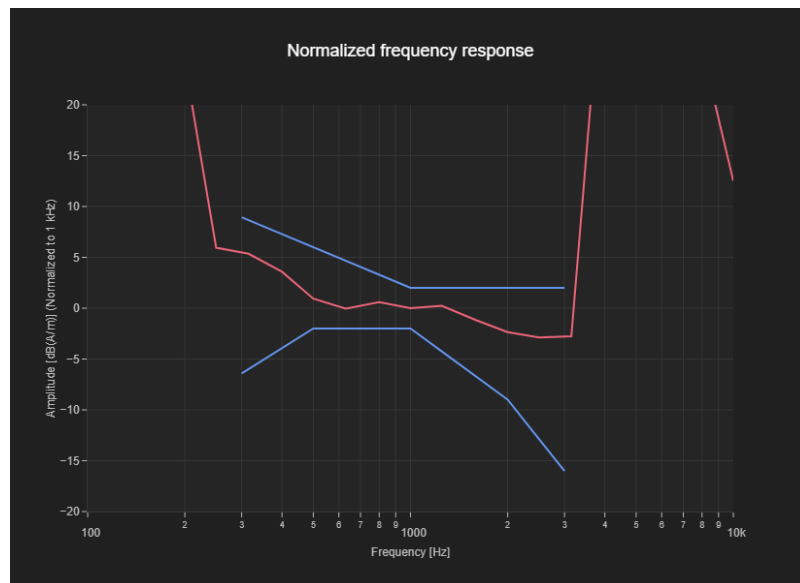
Band Name	Communication Systems Name	Channel	Frequency [MHz]
Band n66	5G NR (DFT-s-OFDM, 1 RB, 40 MHz, QPSK, 15 kHz)	349000	1745.0

## Grid Settings

Extent X [mm]	Extent Y [mm]	Step X [mm]	Step Y [mm]	Distance [mm]
52.0	52.0	4.0	4.0	10.0

## Results

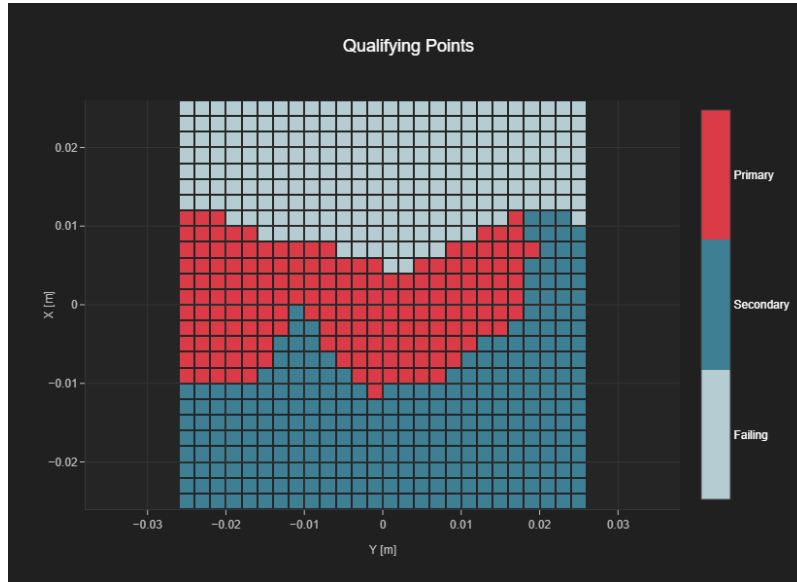
Audio File	Measurement Duration [s]	Margin Upper Bound [dB]	Margin Lower Bound [dB]
48k_voice_300-3000_2s.wav	2.0	1.77	1.96



# T-Coil Coupling Mode Test Report

## Results

Primary Group Contiguous Point Count	Secondary Group Point Count	Secondary Group Max Longitudinal	Secondary Group Max Transverse
174	452	19	26



# 23\_1\_B2+FR1 n66\_40M\_QPSK\_1RB\_1Offset\_EVS WB 5.9Kbps\_Ch349000

Measurement performed on March 03, 2024

## Device Under Test

Manufacturer	Model	Dimensions [mm]	Speaker Position [mm]
		146.2 x 71.8 x 7.5	144.3

## Hardware Setup

Probe Name	Probe Calibration Date	DAE Name	DAE Calibration Date
AM1DV3 - 3106	December 13, 2023	DAE4 Sn1664	June 06, 2023

## Communication Systems

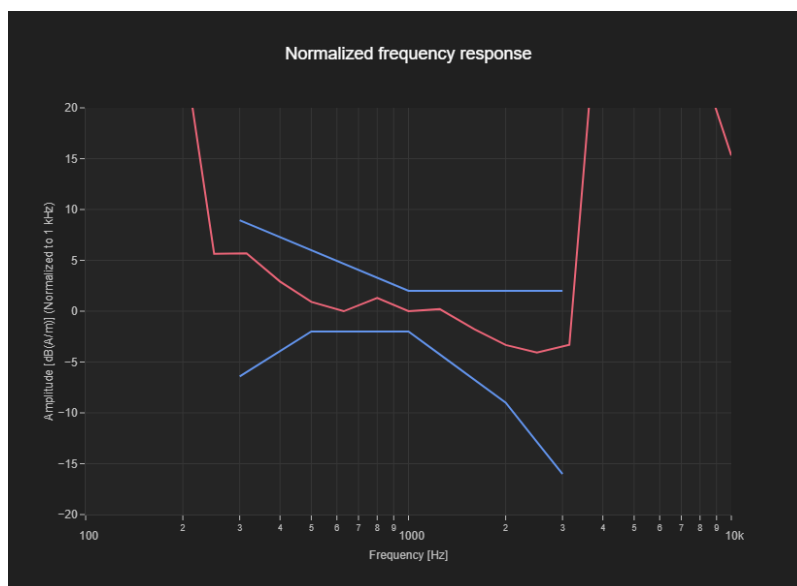
Band Name	Communication Systems Name	Channel	Frequency [MHz]
Band n66	5G NR (DFT-s-OFDM, 1 RB, 40 MHz, QPSK, 15 kHz)	349000	1745.0

## Grid Settings

Extent X [mm]	Extent Y [mm]	Step X [mm]	Step Y [mm]	Distance [mm]
52.0	52.0	4.0	4.0	10.0

## Results

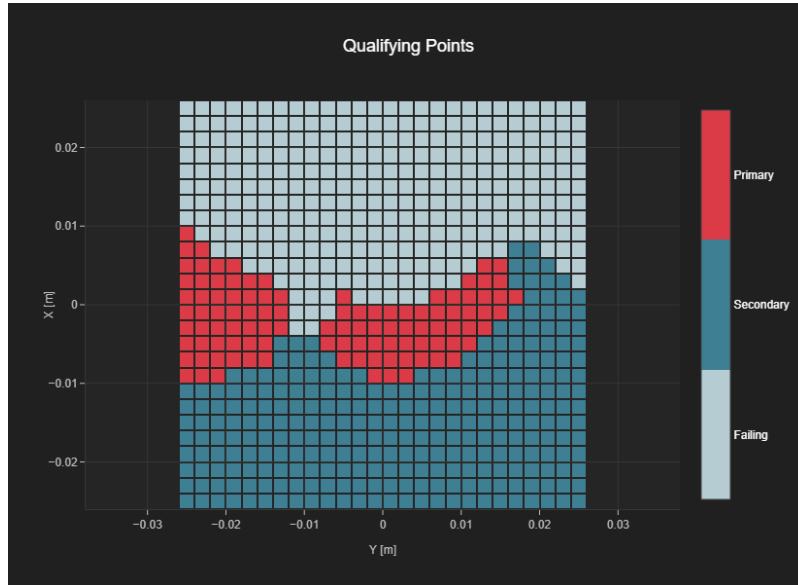
Audio File	Measurement Duration [s]	Margin Upper Bound [dB]	Margin Lower Bound [dB]
48k_voice_300-3000_2s.wav	2.0	1.8	1.99



# T-Coil Coupling Mode Test Report

## Results

Primary Group Contiguous Point Count	Secondary Group Point Count	Secondary Group Max Longitudinal	Secondary Group Max Transverse
104	378	18	26





# 24\_FR1 n70\_15M\_QPSK\_1RB\_1Offset\_EVS WB 5.9Kbps\_Ch340500

Measurement performed on February 28, 2024

## Device Under Test

Manufacturer	Model	Dimensions [mm]	Speaker Position [mm]
		146.2 x 71.8 x 7.5	144.3

## Hardware Setup

Probe Name	Probe Calibration Date	DAE Name	DAE Calibration Date
AM1DV3 - 3106	December 13, 2023	DAE4 Sn1664	June 06, 2023

## Communication Systems

Band Name	Communication Systems Name	Channel	Frequency [MHz]
Band n70	5G NR (DFT-s-OFDM, 1 RB, 15 MHz, QPSK, 15 kHz)	340500	1702.5

## Grid Settings

Extent X [mm]	Extent Y [mm]	Step X [mm]	Step Y [mm]	Distance [mm]
52.0	52.0	4.0	4.0	10.0

## Results

Audio File	Measurement Duration [s]	Margin Upper Bound [dB]	Margin Lower Bound [dB]
48k_voice_300-3000_2s.wav	2.0	1.77	1.78

