



# FCC RF Test Report

**APPLICANT** : Motorola Mobility LLC  
**EQUIPMENT** : Mobile Cellular Phone  
**BRAND NAME** : Motorola  
**MODEL NAME** : XT2415-1, XT2415-3, XT2415-5, XT2415V  
**FCC ID** : IHDT56AN5  
**STANDARD** : 47 CFR Part 2, 22(H), 24(E), 27(L)  
**CLASSIFICATION** : PCS Licensed Transmitter Held to Ear (PCE)  
**TEST DATE(S)** : Sep. 20, 2023 ~ Oct. 11, 2023

We, Sporton International Inc. (Kunshan), would like to declare that the tested sample has been evaluated in accordance with the procedures given in ANSI C63.26-2015 and shown compliance with the applicable technical standards.

This report contains data that were produced under subcontract by Sporton International Inc. (Shenzhen)

The test results in this report apply exclusively to the tested model / sample. Without written approval of Sporton International Inc. (Kunshan), the test report shall not be reproduced except in full.

Jason Jia

Approved by: Jason Jia



**Sporton International Inc. (Kunshan)**

**No. 1098, Pengxi North Road, Kunshan Economic Development Zone Jiangsu Province 215300  
People's Republic of China**



TABLE OF CONTENTS

REVISION HISTORY... 3
SUMMARY OF TEST RESULT ... 4
1 GENERAL DESCRIPTION ... 5
1.1 Applicant ... 5
1.2 Manufacturer ... 5
1.3 Product Feature of Equipment Under Test ... 5
1.4 Product Specification of Equipment Under Test ... 5
1.5 Modification of EUT ... 6
1.6 Maximum ERP/EIRP Power and Emission Designator ... 7
1.7 Specification of Accessory ... 9
1.8 Testing Location ... 10
1.9 Test Software ... 10
1.10 Applicable Standards ... 11
2 TEST CONFIGURATION OF EQUIPMENT UNDER TEST ... 12
2.1 Test Mode ... 12
2.2 Connection Diagram of Test System ... 14
2.3 Support Unit used in test configuration and system ... 15
2.4 Measurement Results Explanation Example ... 15
2.5 Frequency List of Low/Middle/High Channels ... 15
3 CONDUCTED TEST ITEMS ... 21
3.1 Measuring Instruments ... 21
3.2 Test Setup ... 21
3.3 Test Result of Conducted Test ... 21
3.4 Conducted Output Power and ERP/EIRP ... 22
3.5 Peak-to-Average Ratio ... 23
3.6 Occupied Bandwidth ... 24
3.7 Conducted Band Edge ... 25
3.8 Conducted Spurious Emission ... 26
3.9 Frequency Stability ... 27
4 RADIATED TEST ITEMS ... 28
4.1 Measuring Instruments ... 28
4.2 Test Setup ... 28
4.3 Test Result of Radiated Test ... 29
4.4 Radiated Spurious Emission ... 30
5 LIST OF MEASURING EQUIPMENT ... 31
6 MEASUREMENT UNCERTAINTY ... 32
APPENDIX A. TEST RESULTS OF CONDUCTED TEST
APPENDIX B. TEST RESULTS OF RADIATED TEST
APPENDIX C. TEST SETUP PHOTOGRAPHS



### REVISION HISTORY

REPORT NO.	VERSION	DESCRIPTION	ISSUED DATE
FG391202B	Rev. 01	Initial issue of report	Oct. 25, 2023



## SUMMARY OF TEST RESULT

Report Section	FCC Rule	Description	Limit	Result	Remark
3.4	§2.1046	Conducted Output Power	-	Report Only	-
	§22.913(a)(5)	Effective Radiated Power (Band 5) (Band 26)	ERP < 7 Watt	PASS	-
	§24.232(c)	Equivalent Isotropic Radiated Power (Band 2) (Band 25)	EIRP < 2Watt		-
	§27.50(d)(4)	Equivalent Isotropic Radiated Power (Band 4) (Band 66)	EIRP < 1Watt		-
3.5	§24.232(d)	Peak-to-Average Ratio	<13 dB	PASS	-
3.6	§2.1049	Occupied Bandwidth	-	Report Only	-
3.7	§2.1051 §22.917(a) §24.238(a) §27.53(h)	Conducted Band Edge Measurement (Band 2) (Band 4) (Band 5) (Band 25) (Band 26) (Band 66)	< 43+10log <sub>10</sub> (P[Watts])	PASS	-
3.8	§2.1051 §22.917(a) §24.238(a) §27.53(h)	Conducted Spurious Emission (Band 2) (Band 4) (Band 5) (Band 25) (Band 26) (Band 66)	< 43+10log <sub>10</sub> (P[Watts])	PASS	-
3.9	§2.1055 §22.355	Frequency Stability Temperature & Voltage	< 2.5 ppm for Part 22	PASS	-
	§2.1055 §24.235 §27.54		Within Authorized Band		
4.4	§2.1053 §22.917(a) §24.238(a) §27.53(h)	Radiated Spurious Emission (Band 2) (Band 4) (Band 5) (Band 25) (Band 26) (Band 66)	< 43+10log <sub>10</sub> (P[Watts])	PASS	Under limit 42.70 dB at 7044.00 MHz

**Conformity Assessment Condition:**

- The test results (PASS/FAIL) with all measurement uncertainty excluded are presented against the regulation limits or in accordance with the requirements stipulated by the applicant/matrix manufacturer who shall bear all the risks of non-compliance that may potentially occur if measurement uncertainty is taken into account.
- The measurement uncertainty please refer to each test result in the section "Measurement Uncertainty"

**Disclaimer:**

The product specifications of the EUT presented in the test report that may affect the test assessments are declared by the manufacturer who shall take full responsibility for the authenticity.



# 1 General Description

## 1.1 Applicant

Motorola Mobility LLC  
222 W,Merchandise Mart Plaza, Chicago IL 60654 USA

## 1.2 Manufacturer

Motorola Mobility LLC  
222 W,Merchandise Mart Plaza, Chicago IL 60654 USA

## 1.3 Product Feature of Equipment Under Test

Product Feature	
Equipment	Mobile Cellular Phone
Brand Name	Motorola
Model Name	XT2415-1, XT2415-3, XT2415-5, XT2415V
FCC ID	IHDT56AN5
IMEI Code	Conducted: 357534480029799/357534480029807 Radiation: 357534480040630/357534480040648
HW Version	DVT2
SW Version	UUD34.38
EUT Stage	Identical Prototype

Remark: The four model names are only for market segment purpose, there is no other difference.

## 1.4 Product Specification of Equipment Under Test

Standards-related Product Specification	
Tx Frequency	LTE Band 2 : 1850 MHz ~ 1910 MHz LTE Band 4 : 1710 MHz ~ 1755 MHz LTE Band 5 : 824 MHz ~ 849 MHz LTE Band 25 : 1850 MHz ~ 1915 MHz LTE Band 26 : 824 MHz ~ 849 MHz LTE Band 66 : 1710 MHz ~ 1780 MHz
Rx Frequency	LTE Band 2 : 1930 MHz ~ 1990 MHz LTE Band 4 : 2110 MHz ~ 2155 MHz LTE Band 5 : 869 MHz ~ 894 MHz LTE Band 25 : 1930 MHz ~ 1995 MHz LTE Band 26 : 869 MHz ~ 894 MHz LTE Band 66 : 2110 MHz~ 2200 MHz
Bandwidth	LTE Band 2 : 1.4MHz / 3MHz / 5MHz / 10MHz / 15MHz / 20MHz LTE Band 4 : 1.4MHz / 3MHz / 5MHz / 10MHz / 15MHz / 20MHz LTE Band 5 : 1.4MHz / 3MHz / 5MHz / 10MHz LTE Band 25 : 1.4MHz / 3MHz / 5MHz / 10MHz / 15MHz / 20MHz LTE Band 26 : 1.4MHz / 3MHz / 5MHz / 10MHz / 15MHz LTE Band 66 : 1.4MHz / 3MHz / 5MHz / 10MHz / 15MHz / 20MHz



<b>Maximum Output Power to Antenna</b>	<p><b>&lt;Ant 0&gt;:</b>  LTE Band 2 : 22.77 dBm  LTE Band 4 : 22.39 dBm  LTE Band 5 : 22.62 dBm  LTE Band 5B : 22.54 dBm  LTE Band 25 : 22.79 dBm  LTE Band 26 : 22.65 dBm  LTE Band 66 : 22.49 dBm  LTE Band 66B : 22.37 dBm  LTE Band 66C : 22.48 dBm</p> <p><b>&lt;Ant 4&gt;:</b>  LTE Band 2 : 21.20 dBm  LTE Band 4 : 20.82 dBm  LTE Band 5 : 22.33 dBm  LTE Band 5B : 22.12 dBm  LTE Band 25 : 21.27 dBm  LTE Band 26 : 22.38 dBm  LTE Band 66 : 21.01 dBm  LTE Band 66B : 22.19 dBm  LTE Band 66C : 22.22 dBm</p>
<b>Antenna Gain</b>	<p><b>&lt;Ant 0&gt;:</b>  LTE Band 2/25 : -0.7 dBi  LTE Band 4/66 : -1.2 dBi  LTE Band 5/26 : -5.5 dBi</p> <p><b>&lt;Ant 4&gt;:</b>  LTE Band 2/25 : -1.2 dBi  LTE Band 4/66 : -1.5 dBi  LTE Band 5/26 : -7.7 dBi</p>
<b>Type of Modulation</b>	QPSK / 16QAM / 64QAM

**Note:**

1. The maximum ERP/EIRP is calculated from max output power and max antenna gain, only the maximum ERP/EIRP of Ant.0 for LTE Band 2/4/5/25/26/66/5B/66B/66C are shown in the report.
2. The device supports two PAs for LTE Band 2/66, both PA are full tested. The maximum power of main PA is higher than the other PA, therefore, we chose higher power of main PA to calculate the EIRP and show in the report.

### 1.5 Modification of EUT

No modifications are made to the EUT during all test items.



### 1.6 Maximum ERP/EIRP Power and Emission Designator

LTE Band 2		QPSK		16QAM/64QAM	
BW (MHz)	Frequency Range (MHz)	Maximum EIRP(W)	Emission Designator (99%OBW)	Maximum EIRP(W)	Emission Designator (99%OBW)
1.4	1850.7 ~ 1909.3	0.1603	1M09G7D	0.1334	1M10W7D
3	1851.5 ~ 1908.5	0.1585	2M72G7D	0.1349	2M72W7D
5	1852.5 ~ 1907.5	0.1589	4M50G7D	0.1306	4M49W7D
10	1855.0 ~ 1905.0	0.1607	9M03G7D	0.1297	9M03W7D
15	1857.5 ~ 1902.5	0.1596	13M5G7D	0.1294	13M4W7D
20	1860.0 ~ 1900.0	0.1618	17M9G7D	0.1355	17M9W7D
LTE Band 25		QPSK		16QAM/64QAM	
BW (MHz)	Frequency Range (MHz)	Maximum EIRP(W)	Emission Designator (99%OBW)	Maximum EIRP(W)	Emission Designator (99%OBW)
1.4	1850.7 ~ 1914.3	0.1603	1M09G7D	0.1334	1M09W7D
3	1851.5 ~ 1913.5	0.1585	2M72G7D	0.1349	2M71W7D
5	1852.5 ~ 1912.5	0.1589	4M48G7D	0.1306	4M49W7D
10	1855.0 ~ 1910.0	0.1607	9M03G7D	0.1297	9M05W7D
15	1857.5 ~ 1907.5	0.1596	13M4G7D	0.1294	13M5W7D
20	1860.0 ~ 1905.0	0.1618	17M9G7D	0.1355	17M9W7D
LTE Band 4		QPSK		16QAM/64QAM	
BW (MHz)	Frequency Range (MHz)	Maximum EIRP(W)	Emission Designator (99%OBW)	Maximum EIRP(W)	Emission Designator (99%OBW)
1.4	1710.7 ~ 1754.3	0.1340	1M10G7D	0.1062	1M10W7D
3	1711.5 ~ 1753.5	0.1330	2M73G7D	0.1079	2M73W7D
5	1712.5 ~ 1752.5	0.1334	4M50G7D	0.1089	4M50W7D
10	1715.0 ~ 1750.0	0.1327	9M03G7D	0.1122	9M05W7D
15	1717.5 ~ 1747.5	0.1330	13M4G7D	0.1084	13M5W7D
20	1720.0 ~ 1745.0	0.1346	17M9G7D	0.1146	17M9W7D
LTE Band 5		QPSK		16QAM/64QAM	
BW (MHz)	Frequency Range (MHz)	Maximum ERP(W)	Emission Designator (99%OBW)	Maximum ERP(W)	Emission Designator (99%OBW)
1.4	824.7 ~ 848.3	0.0312	1M09G7D	0.0262	1M09W7D
3	825.5 ~ 847.5	0.0313	2M73G7D	0.0258	2M72W7D
5	826.5 ~ 846.5	0.0314	4M47G7D	0.0261	4M49W7D
10	829.0 ~ 844.0	0.0316	9M05G7D	0.0260	8M99W7D



LTE Band 26		QPSK		16QAM/64QAM	
BW (MHz)	Frequency Range (MHz)	Maximum ERP(W)	Emission Designator (99%OBW)	Maximum ERP(W)	Emission Designator (99%OBW)
1.4	824.7 ~ 848.3	0.0312	1M09G7D	0.0262	1M09W7D
3	825.5 ~ 847.5	0.0313	2M73G7D	0.0258	2M72W7D
5	826.5 ~ 846.5	0.0314	4M47G7D	0.0261	4M49W7D
10	829.0 ~ 844.0	0.0316	9M05G7D	0.0260	8M99W7D
15	831.5 ~ 841.5	0.0316	13M4G7D	0.0267	13M5W7D
CH26790	824.0	0.0167	13M5G7D	0.0131	13M5W7D
LTE Band 66		QPSK		16QAM/64QAM	
BW (MHz)	Frequency Range (MHz)	Maximum EIRP(W)	Emission Designator (99%OBW)	Maximum EIRP(W)	Emission Designator (99%OBW)
1.4	1710.7 ~ 1779.3	0.1340	1M10G7D	0.1062	1M10W7D
3	1711.5 ~ 1778.5	0.1330	2M73G7D	0.1079	2M73W7D
5	1712.5 ~ 1777.5	0.1334	4M50G7D	0.1089	4M50W7D
10	1715.0 ~ 1775.0	0.1327	9M03G7D	0.1122	9M05W7D
15	1717.5 ~ 1772.5	0.1330	13M4G7D	0.1084	13M5W7D
20	1720.0 ~ 1770.0	0.1346	17M9G7D	0.1146	17M9W7D

LTE Band CA_5B		QPSK		16QAM/64QAM	
BW (MHz)		Maximum ERP(W)	Emission Designator (99%OBW)	Maximum ERP(W)	Emission Designator (99%OBW)
3MHz+5MHz		0.0299	7M53G7D	0.0239	7M58W7D
5MHz+3MHz		0.0303	7M58G7D	0.0240	7M59W7D
5MHz+10MHz		0.0296	13M98G7D	0.0243	13M9W7D
10MHz+5MHz		0.0299	13M8G7D	0.0243	13M8W7D
10MHz+10MHz		0.0308	18M8G7D	0.0251	18M7W7D
LTE Band CA_66B		QPSK		16QAM/64QAM/256QAM	
BW (MHz)		Maximum EIRP(W)	Emission Designator (99%OBW)	Maximum EIRP(W)	Emission Designator (99%OBW)
5MHz+5MHz		0.1274	9M27G7D	0.1076	9M31W7D
5MHz+10MHz		0.1291	13M8G7D	0.1057	13M9W7D
5MHz+15MHz		0.1285	18M2G7D	0.1062	18M2W7D
10MHz+5MHz		0.1271	13M9G7D	0.1076	13M9W7D
10MHz+10MHz		0.1309	18M7G7D	0.1089	18M9W7D
15MHz+5MHz		0.1309	18M2G7D	0.1054	18M3W7D





LTE Band CA_66C	QPSK		16QAM/64QAM/256QAM	
BW (MHz)	Maximum EIRP(W)	Emission Designator (99%OBW)	Maximum EIRP(W)	Emission Designator (99%OBW)
5MHz+20MHz	0.1262	23M3G7D	0.1047	23M3W7D
10MHz+15MHz	0.1285	23M4G7D	0.1072	23M5W7D
10MHz+20MHz	0.1294	28M2G7D	0.1052	27M9W7D
15MHz+10MHz	0.1274	23M5G7D	0.1057	23M4W7D
15MHz+15MHz	0.1268	28M7G7D	0.1064	28M6W7D
15MHz+20MHz	0.1268	32M8G7D	0.1067	32M7W7D
20MHz+5MHz	0.1262	23M3G7D	0.1064	23M3W7D
20MHz+10MHz	0.1274	28M1G7D	0.1067	28M1W7D
20MHz+15MHz	0.1268	32M7G7D	0.1059	32M9W7D
20MHz+20MHz	0.1343	37M7G7D	0.1127	37M8W7D

Note:

1. LTE Band 26 overlaps the entire frequency range of LTE Band 5. Therefore, the test results provided in this report covers Band 5 and the portion of Band 26 subject to Part 22.
2. LTE Band 66 overlaps the entire frequency range of LTE Band 4. Therefore, the test results provided in this report covers Band 66 as well as Band 4.
3. LTE Band 25 overlaps the entire frequency range of LTE Band 2. Therefore, the test results provided in this report covers Band 25 as well as Band 2, except the other PA of Band 2 is full tested.
4. All modulations have been tested, and only the worst test results of PSK & QAM are shown in the report.

### 1.7 Specification of Accessory

Accessories Information				
AC Adapter 1	Brand Name	Motorola(Salcomp)	Model Name	MC-101
AC Adapter 2	Brand Name	Motorola(Chenyang)	Model Name	MC-101
AC Adapter 3	Brand Name	Motorola(AOHAI)	Model Name	MC-101
Battery 1	Brand Name	Motorola (ATL)	Model Name	QA50
USB Cable 1	Brand Name	WASHIN	Model Name	S928D98335
USB Cable 2	Brand Name	Saibao	Model Name	S928D98333
USB Cable 3	Brand Name	Saibao	Model Name	S928D98334



### 1.8 Testing Location

Sporton International Inc. (Kunshan) is accredited to ISO/IEC 17025:2017 by American Association for Laboratory Accreditation with Certificate Number 5145.02.

<b>Test Firm</b>	Sporton International Inc. (Kunshan)		
<b>Test Site Location</b>	No. 1098, Pengxi North Road, Kunshan Economic Development Zone Jiangsu Province 215300 People's Republic of China TEL : +86-512-57900158		
<b>Test Site No.</b>	<b>Sporton Site No.</b>	<b>FCC Designation No.</b>	<b>FCC Test Firm Registration No.</b>
	TH01-KS	CN1257	314309

Sporton International Inc. (ShenZhen) is accredited to ISO/IEC 17025:2017 by American Association for Laboratory Accreditation with Certificate Number 5145.01.

<b>Test Firm</b>	Sporton International Inc. (ShenZhen)		
<b>Test Site Location</b>	101, 1st Floor, Block B, Building 1, No. 2, Tengfeng 4th Road, Fenghuang Community, Fuyong Street, Baoan District, Shenzhen City, Guangdong Province 518103 People's Republic of China TEL: +86-755-86066985		
<b>Test Site No.</b>	<b>Sporton Site No.</b>	<b>FCC Designation No.</b>	<b>FCC Test Firm Registration No.</b>
	03CH01-SZ	CN1256	421272

### 1.9 Test Software

Item	Site	Manufacture	Name	Version
1.	TH01-KS	SPORTON	FCC LTE_Ver2.0 Auto_china_210503	2.0
2.	03CH01-SZ	AUDIX	E3	6.2009-8-24



## 1.10 Applicable Standards

According to the specifications of the manufacturer, the EUT must comply with the requirements of the following standards:

- ♦ 47 CFR Part 2, 22(H), 24(E), 27(L)
- ♦ ANSI C63.26-2015
- ♦ FCC KDB 971168 D01 Power Meas License Digital Systems v03r01
- ♦ FCC KDB 412172 D01 Determining ERP and EIRP v01r01

### **Remark:**

1. All test items were verified and recorded according to the standards and without any deviation during the test.
2. This EUT has also been tested and complied with the requirements of FCC Part 15, Subpart B, recorded in a separate test report.



## 2 Test Configuration of Equipment Under Test

### 2.1 Test Mode

Antenna port conducted and radiated test items listed below are performed according to KDB 971168 D01 Power Meas License Digital Systems v03r01 with maximum output power.

Radiated measurements are performed by rotating the EUT in three different orthogonal test planes to find the maximum emission.

Test Items	Band	Bandwidth (MHz)						Modulation			RB #			Test Channel		
		1.4	3	5	10	15	20	QPSK	16 QAM	64 QAM	1	Half	Full	L	M	H
Max. Output Power	2	v	v	v	v	v	v	v	v	v	v	v	v	v	v	v
	4	v	v	v	v	v	v	v	v	v	v	v	v	v	v	v
	5	v	v	v	v	-	-	v	v	v	v	v	v	v	v	v
	25	v	v	v	v	v	v	v	v	v	v	v	v	v	v	v
	26	v	v	v	v	v	-	v	v	v	v	v	v	v	v	v
	66	v	v	v	v	v	v	v	v	v	v	v	v	v	v	v
Peak-to-Average Ratio	2						v	v	v	v			v		v	
	25						v	v	v	v			v		v	
	26					v	-	v	v	v			v		v	
	66						v	v	v	v			v		v	
26dB and 99% Bandwidth	2	v	v	v	v	v	v	v	v				v		v	
	25	v	v	v	v	v	v	v	v				v		v	
	26	v	v	v	v	v	-	v	v				v		v	
	66	v	v	v	v	v	v	v	v				v		v	
Conducted Band Edge	2	v	v	v	v	v	v	v	v	v	v		v	v		v
	25	v	v	v	v	v	v	v	v	v	v		v	v		v
	26	v	v	v	v	v	-	v	v	v	v		v	v		v
	66	v	v	v	v	v	v	v	v	v	v		v	v		v
Conducted Spurious Emission	2	v	v	v	v	v	v	v						v	v	v
	25	v	v	v	v	v	v	v						v	v	v
	26	v	v	v	v	v	-	v						v	v	v
	66	v	v	v	v	v	v	v						v	v	v
Frequency Stability	2				v			v					v		v	
	25				v			v					v		v	
	26				v		-	v					v		v	
	66				v			v					v		v	



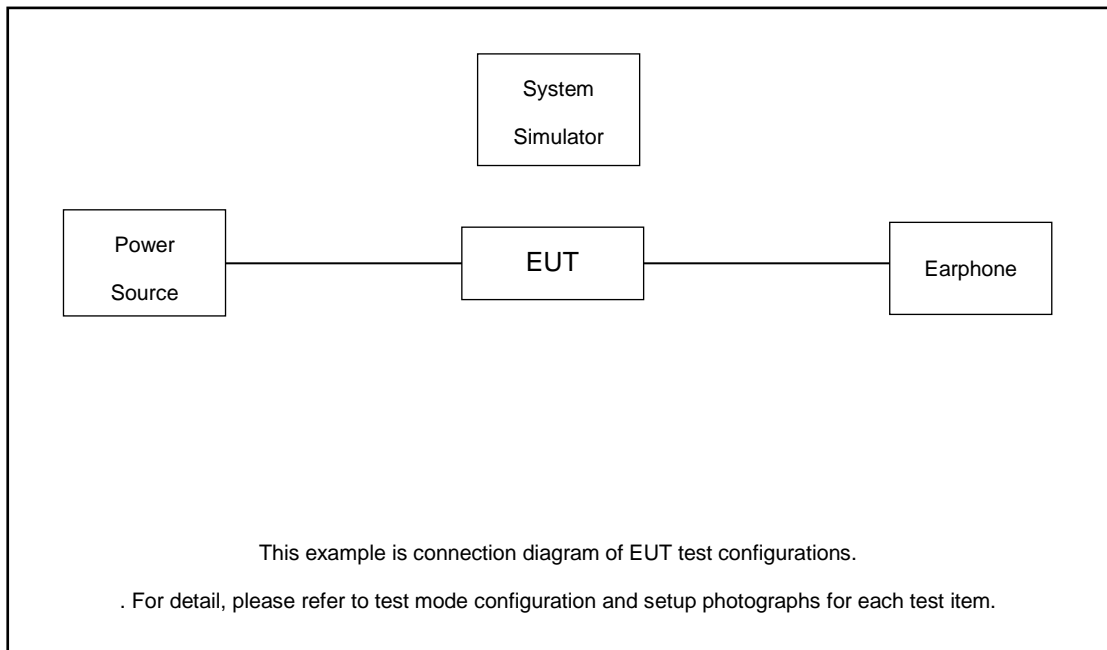
Test Items	Band	Bandwidth (MHz)						Modulation			RB #			Test Channel			
		1.4	3	5	10	15	20	QPSK	16 QAM	64 QAM	1	Half	Full	L	M	H	
E.R.P / E.I.R.P	25	v	v	v	v	v	v	v	v	v	v	v			v	v	v
	26	v	v	v	v	v	-	v	v	v	v	v			v	v	v
	66	v	v	v	v	v	v	v	v	v	v	v			v	v	v
Radiated Spurious Emission	25	Worst Case												v	v	v	
	26	Worst Case												v	v	v	
	66	Worst Case												v	v	v	
Note	<ol style="list-style-type: none"> <li>The mark "v" means that this configuration is chosen for testing</li> <li>The mark "-" means that this bandwidth is not supported.</li> <li>The device is investigated from 30MHz to 10 times of fundamental signal for radiated spurious emission test under different RB size/offset and modulations in exploratory test. Subsequently, only the worst case emissions are reported.</li> <li>LTE Band 26 overlaps the entire frequency range of LTE Band 5. Therefore, the test results provided in this report covers Band 5 and the portion of Band 26 subject to Part 22.</li> <li>LTE Band 66 overlaps the entire frequency range of LTE Band 4. Therefore, the test results provided in this report covers Band 66 as well as Band 4.</li> <li>LTE Band 25 overlaps the entire frequency range of LTE Band 2. Therefore, the test results provided in this report covers Band 25 as well as Band 2.</li> </ol>																

Test Items	Band	Bandwidth (MHz)								Modulation				RB #			Test Channel		
		10+10	15+5	5+15	10+5	5+10	5+5	5+3	3+5	QPSK	16QAM	64QAM	256QAM	1	Half	Full	L	M	H
Max. Output Power	5B_CA	v	-	-	v	v	-	v	v	v	v	v		v			v	v	v
	66B_CA	v	v	v	v	v	v	-	-	v	v	v		v			v	v	v
26dB and 99% Bandwidth	5B_CA	v	-	-	v	v	-	v	v	v	v					v		v	
	66B_CA	v	v	v	v	v	v	-	-	v	v					v		v	
Conducted Band Edge	5B_CA	v	-	-	v	v	-	v	v	v	v	v		v			v	v	v
	66B_CA	v	v	v	v	v	v	-	-	v	v	v		v			v	v	v
Conducted Spurious Emission	5B_CA	v	-	-	v	v	-	v	v	v				v			v	v	v
	66B_CA	v	v	v	v	v	v	-	-	v				v			v	v	v
E.I.R.P.	5B_CA	v	-	-	v	v	-	v	v	v	v	v		v			v	v	v
	66B_CA	v	v	v	v	v	v	-	-	v	v	v		v			v	v	v
Radiated Spurious Emission	5B_CA	Worst Case														v	v	v	
	66B_CA	Worst Case														v	v	v	
Note	<ol style="list-style-type: none"> <li>The mark "v" means that this configuration is chosen for testing</li> <li>The mark "-" means that this bandwidth is not supported.</li> <li>The device is investigated from 30MHz to 10 times of fundamental signal for radiated spurious emission test under different RB size/offset and modulations in exploratory test. Subsequently, only the worst case emissions are reported.</li> <li>All test items are based on engineering evaluation.</li> <li>For QAM modulation mode, the whole testing has assessed 16QAM&amp;64QAM mode by referring to the higher conducted power</li> </ol>																		



Test Items	Band	Bandwidth (MHz)										Modulation				RB #			Test Channel		
		20+20	20+15	20+10	20+5	15+20	15+15	15+10	10+20	10+15	5+20	QPSK	16QAM	64QAM	256QAM	1	Half	Full	L	M	H
Max. Output Power	66C_CA	v	v	v	v	v	v	v	v	v	v	v	v	v		v			v	v	v
26dB and 99% Bandwidth	66C_CA	v	v	v	v	v	v	v	v	v	v	v	v							v	
Conducted Band Edge	66C_CA	v	v	v	v	v	v	v	v	v	v	v	v		v		v	v		v	
Conducted Spurious Emission	66C_CA	v	v	v	v	v	v	v	v	v	v	v				v			v	v	v
E.I.R.P.	66C_CA	v	v	v	v	v	v	v	v	v	v	v	v	v	v				v	v	v
Radiated Spurious Emission	66C_CA	Worst Case																	v	v	v
Note	1. The mark "v" means that this configuration is chosen for testing 2. The device is investigated from 30MHz to 10 times of fundamental signal for radiated spurious emission test under different RB size/offset and modulations in exploratory test. Subsequently, only the worst case emissions are reported. 3. All test items are based on engineering evaluation. 4. For QAM modulation mode, the whole testing has assessed 16QAM&64QAM mode by referring to the higher conducted power																				

## 2.2 Connection Diagram of Test System





### 2.3 Support Unit used in test configuration and system

Item	Equipment	Trade Name	Model No.	FCC ID	Data Cable	Power Cord
1.	Power Supply	GWINSTEK	PSS-2002	N/A	N/A	Unshielded, 1.8 m
2.	LTE Base Station	Anritsu	MT8820C	N/A	N/A	Unshielded, 1.8 m

### 2.4 Measurement Results Explanation Example

For all conducted test items:

The offset level is set in the spectrum analyzer to compensate the RF cable loss between EUT conducted output port and spectrum analyzer. With the offset compensation, the spectrum analyzer reading level is exactly the EUT RF output level.

The spectrum analyzer offset is derived from RF cable loss.

$$\text{Offset} = \text{RF cable loss.}$$

Following shows an offset computation example with cable loss 5.5 dB.

Example :

$$\begin{aligned} \text{Offset(dB)} &= \text{RF cable loss(dB)}. \\ &= 5.5 \text{ (dB)} \end{aligned}$$

### 2.5 Frequency List of Low/Middle/High Channels

LTE Band 2 Channel and Frequency List				
BW [MHz]	Channel/Frequency(MHz)	Lowest	Middle	Highest
20	Channel	18700	18900	19100
	Frequency	1860	1880	1900
15	Channel	18675	18900	19125
	Frequency	1857.5	1880	1902.5
10	Channel	18650	18900	19150
	Frequency	1855	1880	1905
5	Channel	18625	18900	19175
	Frequency	1852.5	1880	1907.5
3	Channel	18615	18900	19185
	Frequency	1851.5	1880	1908.5
1.4	Channel	18607	18900	19193
	Frequency	1850.7	1880	1909.3



LTE Band 4 Channel and Frequency List				
BW [MHz]	Channel/Frequency(MHz)	Lowest	Middle	Highest
20	Channel	20050	20175	20300
	Frequency	1720	1732.5	1745
15	Channel	20025	20175	20325
	Frequency	1717.5	1732.5	1747.5
10	Channel	20000	20175	20350
	Frequency	1715	1732.5	1750
5	Channel	19975	20175	20375
	Frequency	1712.5	1732.5	1752.5
3	Channel	19965	20175	20385
	Frequency	1711.5	1732.5	1753.5
1.4	Channel	19957	20175	20393
	Frequency	1710.7	1732.5	1754.3

LTE Band 5 Channel and Frequency List				
BW [MHz]	Channel/Frequency(MHz)	Lowest	Middle	Highest
10	Channel	20450	20525	20600
	Frequency	829	836.5	844
5	Channel	20425	20525	20625
	Frequency	826.5	836.5	846.5
3	Channel	20415	20525	20635
	Frequency	825.5	836.5	847.5
1.4	Channel	20407	20525	20643
	Frequency	824.7	836.5	848.3

LTE Band 25 Channel and Frequency List				
BW [MHz]	Channel/Frequency(MHz)	Lowest	Middle	Highest
20	Channel	26140	26340	26590
	Frequency	1860	1880	1905
15	Channel	26115	26340	26615
	Frequency	1857.5	1880	1907.5
10	Channel	26090	26340	26640
	Frequency	1855	1880	1910
5	Channel	26065	26340	26665
	Frequency	1852.5	1880	1912.5





3	Channel	26055	26340	26675
	Frequency	1851.5	1880	1913.5
1.4	Channel	26047	26340	26683
	Frequency	1850.7	1880	1914.3

LTE Band 26 Channel and Frequency List				
BW [MHz]	Channel/Frequency(MHz)	Lowest	Middle	Highest
15	Channel	26865	26915	26965
	Frequency	831.5	836.5	841.5
10	Channel	26840	26915	26990
	Frequency	829	836.5	844
5	Channel	26815	26915	27015
	Frequency	826.5	836.5	846.5
3	Channel	26805	26915	27025
	Frequency	825.5	836.5	847.5
1.4	Channel	26797	26915	27033
	Frequency	824.7	836.5	848.3

LTE Band 66 Channel and Frequency List				
BW [MHz]	Channel/Frequency(MHz)	Lowest	Middle	Highest
20	Channel	132072	132322	132572
	Frequency	1720	1745	1770
15	Channel	132047	132322	132597
	Frequency	1717.5	1745	1772.5
10	Channel	132022	132322	132622
	Frequency	1715	1745	1775
5	Channel	131997	132322	132647
	Frequency	1712.5	1745	1777.5
3	Channel	131987	132322	132657
	Frequency	1711.5	1745	1778.5
1.4	Channel	131979	132322	132665
	Frequency	1710.7	1745	1779.3



LTE Band 5B_CA Channel and Frequency List					
BW [MHz]	Channel/Frequency(MHz)		Lowest	Middle	Highest
3 + 5	PCC	Channel	20416	20501	20586
		Frequency	825.6	834.1	842.6
	SCC	Channel	20455	20540	20625
		Frequency	829.5	838.0	846.5
5 + 3	PCC	Channel	20425	20510	20595
		Frequency	826.5	835.0	843.5
	SCC	Channel	20464	20549	20634
		Frequency	830.4	838.9	847.4
5 + 10	PCC	Channel	20428	20478	20528
		Frequency	826.8	831.8	836.8
	SCC	Channel	20500	20550	20600
		Frequency	834	839	844
10 + 5	PCC	Channel	20450	20500	20550
		Frequency	829	834	839
	SCC	Channel	20522	20572	20622
		Frequency	836.2	841.2	846.2
10 + 10	PCC	Channel	20450	20476	20501
		Frequency	829	831.6	834.1
	SCC	Channel	20549	20575	20600
		Frequency	838.9	841.5	844

LTE Band 66C_CA Channel and Frequency List					
BW [MHz]	Channel/Frequency(MHz)		Lowest	Middle	Highest
10 + 15	PCC	Channel	132025	132351	132477
		Frequency	1715.3	1747.9	1760.5
	SCC	Channel	132145	132471	132597
		Frequency	1727.3	1759.9	1772.5
15 + 10	PCC	Channel	132047	132373	132499
		Frequency	1717.5	1750.1	1762.7
	SCC	Channel	132167	132493	132619
		Frequency	1729.5	1762.1	1774.7
10 + 20	PCC	Channel	132027	132328	132428
		Frequency	1715.5	1745.6	1755.6
	SCC	Channel	132171	132472	132572



		Frequency	1729.9	1760	1770
20 + 10	PCC	Channel	132072	132373	132473
		Frequency	1720	1750.1	1760.1
	SCC	Channel	132216	132517	132617
		Frequency	1734.4	1764.5	1774.5
15 + 15	PCC	Channel	132047	132347	132447
		Frequency	1717.5	1747.5	1757.5
	SCC	Channel	132197	132497	132597
		Frequency	1732.5	1762.5	1772.5
15 + 20	PCC	Channel	132050	132325	132401
		Frequency	1717.8	1745.3	1752.9
	SCC	Channel	132221	132496	132572
		Frequency	1734.9	1762.4	1770
20 + 15	PCC	Channel	132072	132348	132423
		Frequency	1720	1747.6	1755.1
	SCC	Channel	132243	132519	132594
		Frequency	1737.1	1764.7	1772.2
20 + 5	PCC	Channel	132072	132397	132522
		Frequency	1720	1752.5	1765
	SCC	Channel	132189	132514	132639
		Frequency	1731.7	1764.2	1776.7
5 + 20	PCC	Channel	132005	132330	132455
		Frequency	1713.3	1745.8	1758.3
	SCC	Channel	132122	132447	132572
		Frequency	1725	1757.5	1770
20 + 20	PCC	Channel	132072	132323	132374
		Frequency	1720	1745.1	1750.2
	SCC	Channel	132270	132521	132572
		Frequency	1739.8	1764.9	1770



LTE Band 66B_CA Channel and Frequency List					
BW [MHz]	Channel/Frequency(MHz)		Lowest	Middle	Highest
5 + 5	PCC	Channel	131997	132398	132599
		Frequency	1712.5	1752.6	1772.7
	SCC	Channel	132045	132446	132647
		Frequency	1717.3	1757.4	1777.5
5 + 10	PCC	Channel	132000	132375	132550
		Frequency	1712.8	1750.3	1767.8
	SCC	Channel	132072	132447	132622
		Frequency	1720	1757.5	1775
10 + 5	PCC	Channel	132022	132397	132572
		Frequency	1715	1752.5	1770
	SCC	Channel	132094	132469	132644
		Frequency	1722.2	1759.7	1777.2
5 + 15	PCC	Channel	132002	132353	132504
		Frequency	1713	1748.1	1763.2
	SCC	Channel	132095	132446	132597
		Frequency	1722.3	1757.4	1772.5
15 + 5	PCC	Channel	132047	132398	132549
		Frequency	1717.5	1752.6	1767.7
	SCC	Channel	132140	132491	132642
		Frequency	1726.8	1761.9	1777
10 + 10	PCC	Channel	132022	132373	132523
		Frequency	1715	1750.1	1765.1
	SCC	Channel	132121	132472	132622
		Frequency	1724.9	1760	1775


### 3 Conducted Test Items

#### 3.1 Measuring Instruments

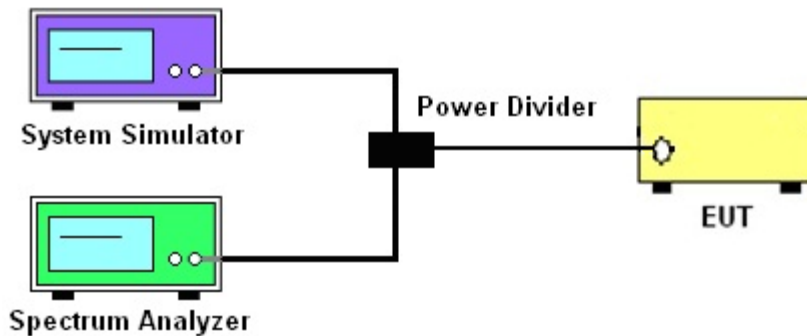
See list of measuring instruments of this test report.

#### 3.2 Test Setup

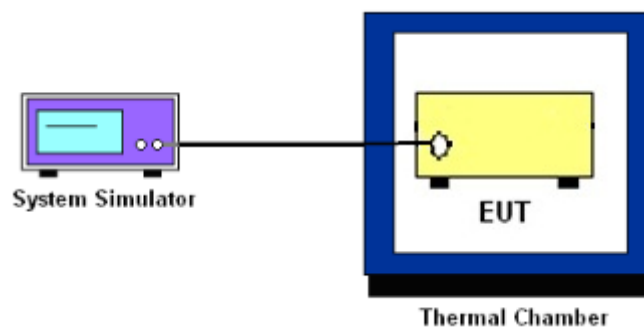
##### 3.2.1 Conducted Output Power



##### 3.2.2 Peak-to-Average Ratio, Occupied Bandwidth ,Conducted Band-Edge and Conducted Spurious Emission



##### 3.2.3 Frequency Stability



### 3.3 Test Result of Conducted Test

Please refer to Appendix A.



### 3.4 Conducted Output Power and ERP/EIRP

#### 3.4.1 Description of the Conducted Output Power Measurement and ERP/EIRP Measurement

A system simulator was used to establish communication with the EUT. Its parameters were set to force the EUT transmitting at maximum output power. The measured power in the radio frequency on the transmitter output terminals shall be reported.

The ERP of mobile transmitters must not exceed 7 Watts for LTE Band 5 and Band 26.

The EIRP of mobile transmitters must not exceed 2 Watts for LTE Band 2 and Band 25.

The EIRP of mobile transmitters must not exceed 1 Watts for LTE Band 4 and Band 66.

According to KDB 412172 D01 Power Approach,

$EIRP = P_T + G_T - L_C$ ,  $ERP = EIRP - 2.15$ , where

$P_T$  = transmitter output power in dBm

$G_T$  = gain of the transmitting antenna in dBi

$L_C$  = signal attenuation in the connecting cable between the transmitter and antenna in dB

#### 3.4.2 Test Procedures

1. The testing follows ANSI C63.26 Section 5.2
2. The transmitter output port was connected to the system simulator.
3. Set EUT at maximum power through the system simulator.
4. Select lowest, middle, and highest channels for each band and different modulation.
5. Measure and record the power level from the system simulator.



## 3.5 Peak-to-Average Ratio

### 3.5.1 Description of the PAR Measurement

Power Complementary Cumulative Distribution Function (CCDF) curves provide a means for characterizing the power peaks of a digitally modulated signal on a statistical basis. A CCDF curve depicts the probability of the peak signal amplitude exceeding the average power level. Most contemporary measurement instrumentation include the capability to produce CCDF curves for an input signal provided that the instrument's resolution bandwidth can be set wide enough to accommodate the entire input signal bandwidth. In measuring transmissions in this band using an average power technique, the peak-to-average ratio (PAR) of the transmission may not exceed 13 dB.

### 3.5.2 Test Procedures

1. The testing follows ANSI C63.26 Section 5.2.3.4 (CCDF).
2. The EUT was connected to spectrum and system simulator via a power divider.
3. Set the CCDF (Complementary Cumulative Distribution Function) option in spectrum analyzer.
4. The highest RF powers were measured and recorded the maximum PAPR level associated with a probability of 0.1 %.
5. Record the deviation as Peak to Average Ratio.



### 3.6 Occupied Bandwidth

#### 3.6.1 Description of Occupied Bandwidth Measurement

The occupied bandwidth is the width of a frequency band such that, below the lower and above the upper frequency limits, the mean powers emitted are each equal to a specified percentage 0.5% of the total mean transmitted power.

The 26 dB emission bandwidth is defined as the frequency range between two points, one above and one below the carrier frequency, at which the spectral density of the emission is attenuated 26 dB below the maximum in-band spectral density of the modulated signal. Spectral density (power per unit bandwidth) is to be measured with a detector of resolution bandwidth equal to approximately 1.0% of the emission bandwidth.

#### 3.6.2 Test Procedures

1. The testing follows ANSI C63.26 Section 5.4
2. The EUT was connected to spectrum analyzer and system simulator via a power divider.
3. The spectrum analyzer center frequency is set to the nominal EUT channel center frequency. The span range for the spectrum analyzer shall be between two and five times the anticipated OBW.
4. The nominal resolution bandwidth (RBW) shall be in the range of 1 to 5 % of the anticipated OBW, and the VBW shall be at least 3 times the RBW.
5. Set the detection mode to peak, and the trace mode to max hold.
6. Determine the reference value: Set the EUT to transmit a modulated signal. Allow the trace to stabilize. Set the spectrum analyzer marker to the highest level of the displayed trace.  
(this is the reference value)
7. Determine the “-26 dB down amplitude” as equal to (Reference Value – X).
8. Place two markers, one at the lowest and the other at the highest frequency of the envelope of the spectral display such that each marker is at or slightly below the “-X dB down amplitude” determined in step 6. If a marker is below this “-X dB down amplitude” value it shall be placed as close as possible to this value. The OBW is the positive frequency difference between the two markers.
9. Use the 99 % power bandwidth function of the spectrum analyzer and report the measured bandwidth.





## 3.7 Conducted Band Edge

### 3.7.1 Description of Conducted Band Edge Measurement

22.917(a)

For operations in the 824 – 849 MHz band, the FCC limit is  $43 + 10\log_{10}(P[\text{Watts}])$  dB below the transmitter power  $P(\text{Watts})$  in a 100kHz bandwidth. However, in the 1MHz bands immediately outside and adjacent to the licensee's frequency block, a resolution bandwidth of at least one percent of the emission bandwidth of the fundamental emission of the transmitter may be employed.

24.238 (a)

For operations in the 1850-1910 and 1930-1990 MHz band, the FCC limit is  $43 + 10\log_{10}(P[\text{Watts}])$  dB below the transmitter power  $P(\text{Watts})$  in a 1MHz bandwidth. However, in the 1 MHz bands immediately outside and adjacent to the frequency block a resolution bandwidth of at least one percent of the emission bandwidth of the fundamental emission of the transmitter may be employed.

27.53 (h)

For operations in the 1710 – 1755 MHz band, the FCC limit is  $43 + 10\log_{10}(P[\text{Watts}])$  dB below the transmitter power  $P(\text{Watts})$  in a 1 MHz bandwidth. However, in the 1MHz bands immediately outside and adjacent to the licensee's frequency block, a resolution bandwidth of at least one percent of the emission bandwidth of the fundamental emission of the transmitter may be employed.

### 3.7.2 Test Procedures

1. The testing follows ANSI C63.26 section 5.7
2. The EUT was connected to spectrum analyzer and system simulator via a power divider.
3. The band edges of low and high channels for the highest RF powers were measured.
4. Set RBW  $\geq$  1% EBW in the 1MHz band immediately outside and adjacent to the band edge.
5. Beyond the 1 MHz band from the band edge, RBW=1MHz was used
6. Set spectrum analyzer with RMS detector.
7. The RF fundamental frequency should be excluded against the limit line in the operating frequency band.
8. Checked that all the results comply with the emission limit line.

Example:

The limit line is derived from  $43 + 10\log(P)\text{dB}$  below the transmitter power  $P(\text{Watts})$   
 $= P(W) - [43 + 10\log(P)] \text{ (dB)}$   
 $= [30 + 10\log(P)] \text{ (dBm)} - [43 + 10\log(P)] \text{ (dB)} = -13\text{dBm}.$

9. When using the integration method, the starting frequency of the integration shall be centered at one-half of the RBW away from the band edge.



### 3.8 Conducted Spurious Emission

#### 3.8.1 Description of Conducted Spurious Emission Measurement

The power of any emission outside of the authorized operating frequency ranges must be lower than the transmitter power (P) by a factor of at least  $43 + 10 \log (P)$  dB.

It is measured by means of a calibrated spectrum analyzer and scanned from 30 MHz up to a frequency including its 10<sup>th</sup> harmonic.

#### 3.8.2 Test Procedures

1. The testing follows ANSI C63.26 section 5.7
2. The EUT was connected to spectrum analyzer and system simulator via a power divider.
3. The RF output of EUT was connected to the spectrum analyzer by RF cable and attenuator. The path loss was compensated to the results for each measurement.
4. The middle channel for the highest RF power within the transmitting frequency was measured.
5. The conducted spurious emission for the whole frequency range was taken.
6. Make the measurement with the spectrum analyzer's RBW = 1MHz, VBW = 3MHz.
7. Set spectrum analyzer with RMS detector.
8. Taking the record of maximum spurious emission.
9. The RF fundamental frequency should be excluded against the limit line in the operating frequency band.
10. The limit line is derived from  $43 + 10\log(P)$ dB below the transmitter power P(Watts)  
=  $P(W) - [43 + 10\log(P)]$  (dB)  
=  $[30 + 10\log(P)]$  (dBm) -  $[43 + 10\log(P)]$  (dB)  
= -13dBm.



## 3.9 Frequency Stability

### 3.9.1 Description of Frequency Stability Measurement

The frequency stability shall be measured by variation of ambient temperature and variation of primary supply voltage to ensure that the fundamental emission stays within the authorized frequency block. The frequency stability of the transmitter shall be maintained within  $\pm 0.00025\%$  ( $\pm 2.5\text{ppm}$ ) of the center frequency.

### 3.9.2 Test Procedures for Temperature Variation

1. The testing follows ANSI C63.26 section 5.6.4
2. The EUT was set up in the thermal chamber and connected with the system simulator.
3. With power OFF, the temperature was decreased to  $-30^{\circ}\text{C}$  and the EUT was stabilized before testing. Power was applied and the maximum change in frequency was recorded within one minute.
4. With power OFF, the temperature was raised in  $10^{\circ}\text{C}$  step up to  $50^{\circ}\text{C}$ . The EUT was stabilized at each step for at least half an hour. Power was applied and the maximum frequency change was recorded within one minute.

### 3.9.3 Test Procedures for Voltage Variation

1. The testing follows ANSI C63.26 section 5.6.5
2. The EUT was placed in a temperature chamber at  $20\pm 5^{\circ}\text{C}$  and connected with the system simulator.
3. The power supply voltage to the EUT was varied from 85% to 115% of the nominal value for other than hand carried battery equipment.
4. For hand carried, battery powered equipment, reduce the primary ac or dc supply voltage to the battery operating end point, which shall be specified by the manufacturer.
5. The variation in frequency was measured for the worst case.

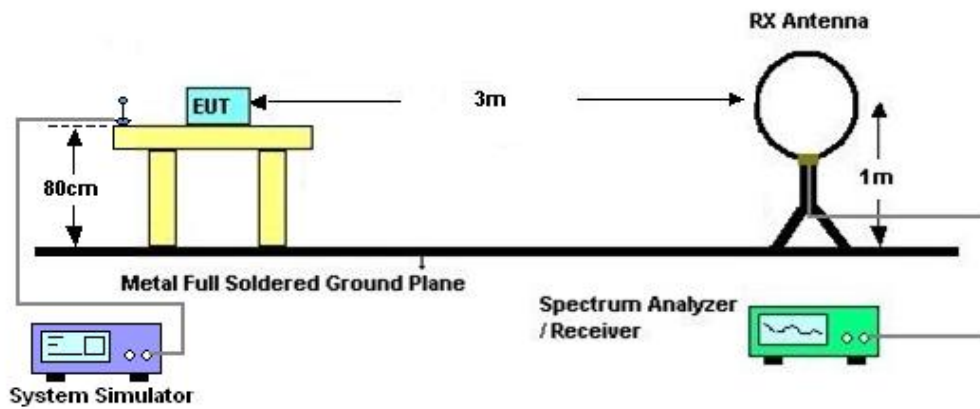
## 4 Radiated Test Items

### 4.1 Measuring Instruments

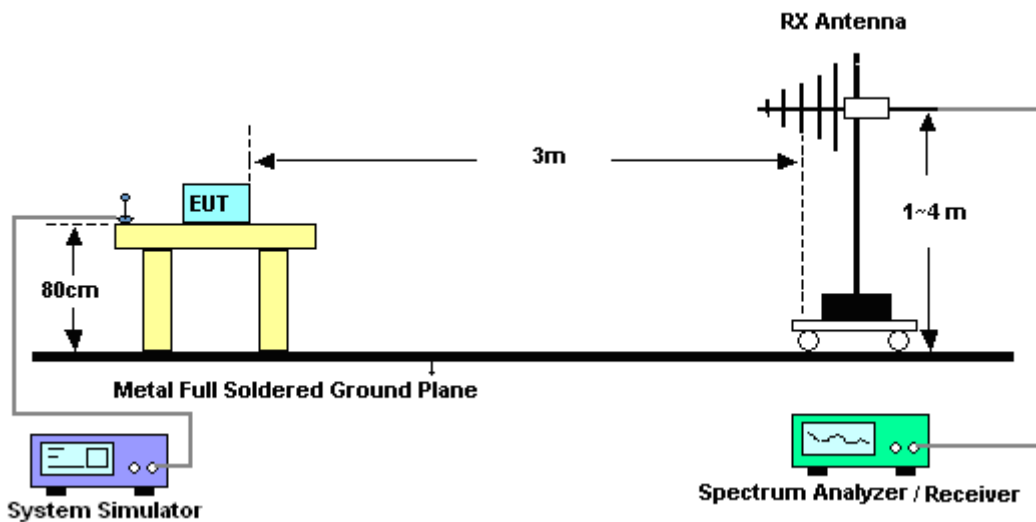
See list of measuring instruments of this test report.

### 4.2 Test Setup

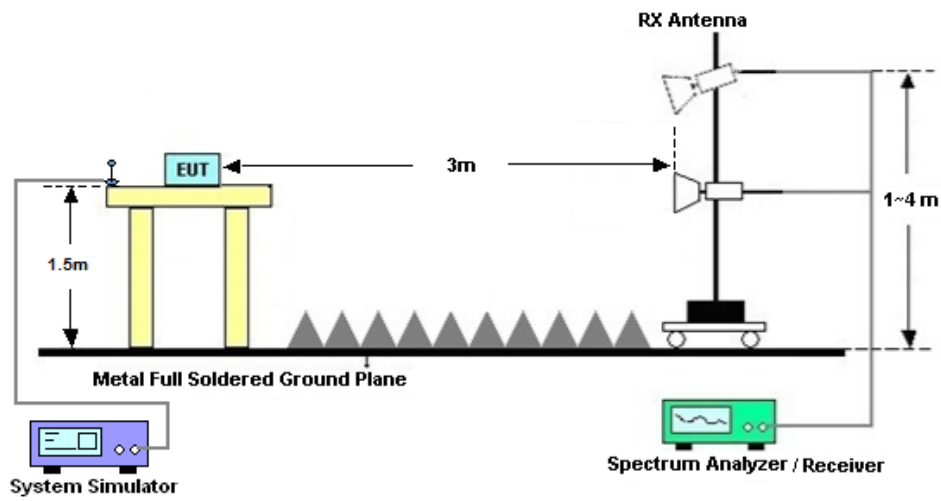
#### 4.2.1 For radiated test below 30MHz



#### 4.2.2 For radiated test from 30MHz to 1GHz



### 4.2.3 For radiated test above 1GHz



### 4.3 Test Result of Radiated Test

The low frequency, which started from 9 kHz to 30MHz, was pre-scanned and the result which was 20dB lower than the limit line was not reported.

Please refer to Appendix B.



## 4.4 Radiated Spurious Emission

### 4.4.1 Description of Radiated Spurious Emission

The radiated spurious emission was measured by substitution method according to ANSI C63.26. The power of any emission outside of the authorized operating frequency ranges must be attenuated below the transmitter power (P) by a factor of at least  $43 + 10 \log (P)$  dB.

The spectrum is scanned from 30 MHz up to a frequency including its 10th harmonic.

### 4.4.2 Test Procedures

1. The testing follows ANSI C63.26 Section 5.5
2. The EUT was placed on a turntable with 0.8 meter height for frequency below 1GHz and 1.5 meter height for frequency above 1GHz respectively above ground.
3. The EUT was set 3 meters from the receiving antenna mounted on the antenna tower.
4. The table was rotated 360 degrees to determine the position of the highest spurious emission.
5. The height of the receiving antenna is varied between 1m to 4m to search the maximum spurious emission for both horizontal and vertical polarizations.
6. During the measurement, the system simulator parameters were set to force the EUT transmitting at maximum output power.
7. Make the measurement with the spectrum analyzer's RBW = 1MHz, VBW = 3MHz, taking the record of maximum spurious emission.
8. A horn antenna was substituted in place of the EUT and was driven by a signal generator.
9. Tune the output power of signal generator to the same emission level with EUT maximum spurious emission.
10.  $EIRP \text{ (dBm)} = S.G. \text{ Power} - Tx \text{ Cable Loss} + Tx \text{ Antenna Gain}$
11.  $ERP \text{ (dBm)} = EIRP - 2.15$
12. The RF fundamental frequency should be excluded against the limit line in the operating frequency band.

The limit line is derived from  $43 + 10\log(P)$ dB below the transmitter power P(Watts)  
=  $P(W) - [43 + 10\log(P)] \text{ (dB)}$   
=  $[30 + 10\log(P)] \text{ (dBm)} - [43 + 10\log(P)] \text{ (dB)}$   
= -13dBm.



## 5 List of Measuring Equipment

Instrument	Manufacturer	Model No.	Serial No.	Characteristics	Calibration Date	Test Date	Due Date	Remark
Spectrum Analyzer	R&S	FSV40	101040	10Hz~40GHz	Oct. 12, 2022	Sep. 20, 2023~ Oct. 11, 2023	Oct. 11, 2023	Conducted (TH01-KS)
Power divider	STI	STI08-0055	-	0.5~40GHz	/	Sep. 20, 2023~ Oct. 11, 2023	/	Conducted (TH01-KS)
Temperature & humidity chamber	Hongzhan	LP-150U	H2014011440	-40~+150°C 20%~95%RH	Jul. 06, 2023	Sep. 20, 2023~ Oct. 11, 2023	Jul. 05, 2024	Conducted (TH01-KS)
EMI Test Receiver&SA	Agilent	N9038A	MY52260185	20Hz~26.5GHz	Dec. 26, 2022	Sep. 28, 2023	Dec. 25, 2023	Radiation (03CH01-SZ)
Loop Antenna	R&S	HFH2-Z2	100354	9kHz~30MHz	Jul. 28, 2022	Sep. 28, 2023	Jul. 27, 2024	Radiation (03CH01-SZ)
Bilog Antenna	TeseQ	CBL6112D	35407	30MHz-2GHz	Sep. 27, 2023	Sep. 28, 2023	Sep. 26, 2024	Radiation (03CH01-SZ)
Double Ridge Horn Antenna	ETS-Lindgren	3117	00119436	1GHz~18GHz	Jul. 08, 2023	Sep. 28, 2023	Jul. 07, 2024	Radiation (03CH01-SZ)
SHF-EHF Horn	com-power	AH-840	101071	18Ghz-40GHz	Apr. 08, 2023	Sep. 28, 2023	Apr. 07, 2024	Radiation (03CH01-SZ)
LF Amplifier	Burgeon	BPA-530	102209	0.01~3000Mhz	Apr. 04, 2023	Sep. 28, 2023	Apr. 03, 2024	Radiation (03CH01-SZ)
HF Amplifier	MITEQ	AMF-7D-00 101800-30-1 0P-R	1943528	1GHz~18GHz	Oct. 19, 2022	Sep. 28, 2023	Oct. 18, 2023	Radiation (03CH01-SZ)
HF Amplifier	KEYSIGHT	83017A	MY53270105	0.5GHz~26.5Ghz	Oct. 19, 2022	Sep. 28, 2023	Oct. 18, 2023	Radiation (03CH01-SZ)
HF Amplifier	MITEQ	TTA1840-35 -HG	1871923	18GHz~40GHz	Jul. 07, 2023	Sep. 28, 2023	Jul. 06, 2024	Radiation (03CH01-SZ)
AC Power Source	Chroma	61601	61601000198 5	N/A	Nov. 10, 2022	Sep. 28, 2023	Nov. 09, 2023	Radiation (03CH01-SZ)
Turn Table	EM	EM1000	N/A	0~360 degree	NCR	Sep. 28, 2023	NCR	Radiation (03CH01-SZ)
Antenna Mast	EM	EM1000	N/A	1 m~4 m	NCR	Sep. 28, 2023	NCR	Radiation (03CH01-SZ)

NCR: No Calibration Required



## 6 Measurement Uncertainty

The measurement uncertainties shown below were calculated in accordance with the requirements of ANSI 63.26-2015. All the measurement uncertainty value were shown with a coverage K=2 to indicate 95% level of confidence. The measurement data show herein meets or exceeds the CISPR measurement uncertainty values specified in CISPR 16-4-2 and can be compared directly to specified limit to determine compliance.

### Uncertainty of Conducted Measurement

Test Item	Uncertainty
Conducted Power	±0.46 dB
Conducted Emissions	±2.26 dB
Occupied Channel Bandwidth	±0.1 %

### Uncertainty of Radiated Emission Measurement (30 MHz ~ 1000 MHz)

Measuring Uncertainty for a Level of Confidence of 95% (U = 2Uc(y))	2.48dB
---------------------------------------------------------------------	--------

### Uncertainty of Radiated Emission Measurement (1 GHz ~ 18 GHz)

Measuring Uncertainty for a Level of Confidence of 95% (U = 2Uc(y))	3.53dB
---------------------------------------------------------------------	--------

### Uncertainty of Radiated Emission Measurement (18 GHz ~ 40 GHz)

Measuring Uncertainty for a Level of Confidence of 95% (U = 2Uc(y))	4.02dB
---------------------------------------------------------------------	--------





### Appendix A. Test Results of Conducted Test

Test Engineer :	Simle Wang	Temperature :	22~23°C
		Relative Humidity :	40~42%

### Conducted Output Power(Average power)

#### LTE Band 2 (Ant.0):

BW [MHz]	Modulation	RB Size	RB Offset	Power Low Ch. / Freq.	Power Middle Ch. / Freq.	Power High Ch. / Freq.
Channel				18700	18900	19100
Frequency (MHz)				1860	1880	1900
20	QPSK	1	0	22.57	22.77	22.74
20	QPSK	1	49	22.51	22.73	22.63
20	QPSK	1	99	22.38	22.71	22.63
20	QPSK	50	0	21.73	21.93	21.86
20	QPSK	50	24	21.62	21.89	21.88
20	QPSK	50	50	21.75	21.82	21.74
20	QPSK	100	0	21.78	21.90	21.86
20	16QAM	1	0	22.00	22.05	22.03
20	16QAM	1	49	21.86	21.90	21.81
20	16QAM	1	99	21.77	21.76	21.70
20	16QAM	50	0	20.79	20.94	20.96
20	16QAM	50	24	20.73	21.00	20.83
20	16QAM	50	50	20.65	20.94	20.70
20	16QAM	100	0	20.80	20.98	20.90
20	64QAM	1	0	21.01	21.03	21.01
20	64QAM	1	49	20.86	20.89	20.86
20	64QAM	1	99	20.72	20.84	20.68
20	64QAM	50	0	19.84	19.96	19.98
20	64QAM	50	24	19.75	20.02	19.76
20	64QAM	50	50	19.62	20.00	19.64
20	64QAM	100	0	19.75	20.04	19.90
Channel				18675	18900	19125
Frequency (MHz)				1857.5	1880	1902.5
15	QPSK	1	0	22.50	22.73	22.74
15	QPSK	1	37	22.52	22.52	22.58
15	QPSK	1	74	22.24	22.56	22.49
15	QPSK	36	0	21.70	21.73	21.69
15	QPSK	36	20	21.43	21.74	21.86
15	QPSK	36	39	21.73	21.71	21.71
15	QPSK	75	0	21.68	21.84	21.77
15	16QAM	1	0	21.88	21.99	21.86
15	16QAM	1	37	21.87	21.77	21.61
15	16QAM	1	74	21.69	21.57	21.70
15	16QAM	36	0	20.81	20.74	20.91
15	16QAM	36	20	20.53	20.81	20.84
15	16QAM	36	39	20.66	20.93	20.68



15	16QAM	75	0	20.61	20.86	20.72
15	64QAM	1	0	20.84	20.83	20.80
15	64QAM	1	37	20.82	20.74	20.73
15	64QAM	1	74	20.68	20.65	20.49
15	64QAM	36	0	19.85	19.92	19.96
15	64QAM	36	20	19.73	19.96	19.70
15	64QAM	36	39	19.75	19.85	19.73
15	64QAM	75	0	19.65	19.94	19.74
Channel				18650	18900	19150
Frequency (MHz)				1855	1880	1905
10	QPSK	1	0	22.53	22.70	22.71
10	QPSK	1	25	22.35	22.71	22.48
10	QPSK	1	49	22.36	22.54	22.60
10	QPSK	25	0	21.73	21.82	21.72
10	QPSK	25	12	21.62	21.81	21.89
10	QPSK	25	25	21.62	21.75	21.58
10	QPSK	50	0	21.70	21.92	21.80
10	16QAM	1	0	21.91	21.99	21.90
10	16QAM	1	25	21.73	21.68	21.78
10	16QAM	1	49	21.56	21.78	21.71
10	16QAM	25	0	20.68	20.85	20.86
10	16QAM	25	12	20.57	20.78	20.64
10	16QAM	25	25	20.47	20.80	20.58
10	16QAM	50	0	20.67	20.94	20.86
10	64QAM	1	0	20.89	21.04	20.91
10	64QAM	1	25	20.69	20.89	20.76
10	64QAM	1	49	20.73	20.74	20.59
10	64QAM	25	0	19.84	19.78	19.94
10	64QAM	25	12	19.61	19.82	19.75
10	64QAM	25	25	19.61	19.83	19.62
10	64QAM	50	0	19.72	19.92	19.90
Channel				18625	18900	19175
Frequency (MHz)				1852.5	1880	1907.5
5	QPSK	1	0	22.47	22.72	22.71
5	QPSK	1	12	22.43	22.65	22.42
5	QPSK	1	24	22.33	22.50	22.63
5	QPSK	12	0	21.71	21.95	21.85
5	QPSK	12	7	21.53	21.76	21.71
5	QPSK	12	13	21.53	21.63	21.53
5	QPSK	25	0	21.65	21.92	21.88
5	16QAM	1	0	21.97	22.05	21.92
5	16QAM	1	12	21.73	21.92	21.79
5	16QAM	1	24	21.56	21.56	21.65
5	16QAM	12	0	20.62	20.84	20.95
5	16QAM	12	7	20.63	20.86	20.78
5	16QAM	12	13	20.46	20.80	20.56
5	16QAM	25	0	20.63	20.79	20.73
5	64QAM	1	0	20.93	20.99	20.79
5	64QAM	1	12	20.84	20.90	20.83
5	64QAM	1	24	20.57	20.85	20.60



5	64QAM	12	0	19.63	19.86	19.86
5	64QAM	12	7	19.73	19.84	19.63
5	64QAM	12	13	19.49	19.81	19.47
5	64QAM	25	0	19.71	19.89	19.87
Channel				18615	18900	19185
Frequency (MHz)				1851.5	1880	1908.5
3	QPSK	1	0	22.45	22.68	22.66
3	QPSK	1	8	22.46	22.61	22.58
3	QPSK	1	14	22.29	22.53	22.43
3	QPSK	8	0	21.71	21.78	21.74
3	QPSK	8	4	21.43	21.85	21.88
3	QPSK	8	7	21.64	21.67	21.76
3	QPSK	15	0	21.61	21.85	21.85
3	16QAM	1	0	21.88	21.89	22.00
3	16QAM	1	8	21.86	21.74	21.68
3	16QAM	1	14	21.62	21.76	21.63
3	16QAM	8	0	20.71	20.91	20.92
3	16QAM	8	4	20.55	20.95	20.83
3	16QAM	8	7	20.51	20.76	20.50
3	16QAM	15	0	20.71	20.83	20.79
3	64QAM	1	0	20.95	20.83	20.87
3	64QAM	1	8	20.76	20.88	20.76
3	64QAM	1	14	20.73	20.76	20.57
3	64QAM	8	0	19.84	19.88	19.91
3	64QAM	8	4	19.73	19.84	19.60
3	64QAM	8	7	19.68	19.80	19.56
3	64QAM	15	0	19.55	20.04	19.71
Channel				18607	18900	19193
Frequency (MHz)				1850.7	1880	1909.3
1.4	QPSK	1	0	22.38	22.67	22.72
1.4	QPSK	1	3	22.32	22.60	22.51
1.4	QPSK	1	5	22.22	22.66	22.53
1.4	QPSK	3	0	22.47	22.64	22.73
1.4	QPSK	3	1	22.38	22.67	22.59
1.4	QPSK	3	3	22.46	22.73	22.42
1.4	QPSK	6	0	21.52	21.86	21.73
1.4	16QAM	1	0	21.54	21.87	21.70
1.4	16QAM	1	3	21.58	21.75	21.60
1.4	16QAM	1	5	21.74	21.68	21.88
1.4	16QAM	3	0	21.47	21.84	21.85
1.4	16QAM	3	1	21.65	21.71	21.71
1.4	16QAM	3	3	21.72	21.83	21.78
1.4	16QAM	6	0	20.50	20.73	20.78
1.4	64QAM	1	0	20.46	20.74	20.80
1.4	64QAM	1	3	20.35	20.70	20.31
1.4	64QAM	1	5	20.69	20.72	20.59
1.4	64QAM	3	0	20.90	20.82	20.79
1.4	64QAM	3	1	20.63	20.75	20.58
1.4	64QAM	3	3	20.57	20.67	20.50
1.4	64QAM	6	0	19.63	19.72	19.76



LTE Band 4 (Ant.0):

BW [MHz]	Modulation	RB Size	RB Offset	Power Low Ch. / Freq.	Power Middle Ch. / Freq.	Power High Ch. / Freq.
Channel				20050	20175	20300
Frequency (MHz)				1720	1732.5	1745
20	QPSK	1	0	22.33	22.39	22.36
20	QPSK	1	49	22.28	22.33	22.32
20	QPSK	1	99	22.22	22.35	22.26
20	QPSK	50	0	21.43	21.61	21.57
20	QPSK	50	24	21.41	21.50	21.53
20	QPSK	50	50	21.42	21.53	21.36
20	QPSK	100	0	21.49	21.58	21.54
20	16QAM	1	0	21.64	21.67	21.52
20	16QAM	1	49	21.47	21.53	21.58
20	16QAM	1	99	21.31	21.57	21.54
20	16QAM	50	0	20.38	20.65	20.60
20	16QAM	50	24	20.47	20.40	20.50
20	16QAM	50	50	20.53	20.57	20.44
20	16QAM	100	0	20.42	20.69	20.44
20	64QAM	1	0	20.59	20.56	20.51
20	64QAM	1	49	20.55	20.62	20.67
20	64QAM	1	99	20.38	20.65	20.60
20	64QAM	50	0	19.28	19.60	19.52
20	64QAM	50	24	19.48	19.51	19.61
20	64QAM	50	50	19.62	19.50	19.46
20	64QAM	100	0	19.46	19.55	19.52
Channel				20025	20175	20325
Frequency (MHz)				1717.5	1732.5	1747.5
15	QPSK	1	0	22.31	22.35	22.31
15	QPSK	1	37	22.15	22.16	22.11
15	QPSK	1	74	22.18	22.37	22.22
15	QPSK	36	0	21.40	21.52	21.51
15	QPSK	36	20	21.39	21.29	21.35
15	QPSK	36	39	21.25	21.36	21.28
15	QPSK	75	0	21.45	21.59	21.46
15	16QAM	1	0	21.62	21.48	21.46
15	16QAM	1	37	21.32	21.39	21.38
15	16QAM	1	74	21.30	21.54	21.36
15	16QAM	36	0	20.24	20.58	20.52
15	16QAM	36	20	20.45	20.19	20.28
15	16QAM	36	39	20.53	20.44	20.38
15	16QAM	75	0	20.29	20.58	20.24
15	64QAM	1	0	20.39	20.41	20.35
15	64QAM	1	37	20.44	20.53	20.67
15	64QAM	1	74	20.24	20.64	20.51
15	64QAM	36	0	19.29	19.56	19.35
15	64QAM	36	20	19.47	19.49	19.42
15	64QAM	36	39	19.46	19.46	19.39
15	64QAM	75	0	19.39	19.38	19.50



Channel				20000	20175	20350
Frequency (MHz)				1715	1732.5	1750
10	QPSK	1	0	22.35	22.34	22.34
10	QPSK	1	25	22.19	22.22	22.24
10	QPSK	1	49	22.01	22.31	22.08
10	QPSK	25	0	21.44	21.61	21.36
10	QPSK	25	12	21.39	21.46	21.42
10	QPSK	25	25	21.42	21.35	21.20
10	QPSK	50	0	21.42	21.56	21.47
10	16QAM	1	0	21.65	21.60	21.30
10	16QAM	1	25	21.28	21.33	21.41
10	16QAM	1	49	21.30	21.40	21.39
10	16QAM	25	0	20.35	20.43	20.61
10	16QAM	25	12	20.43	20.23	20.47
10	16QAM	25	25	20.47	20.39	20.30
10	16QAM	50	0	20.41	20.48	20.37
10	64QAM	1	0	20.38	20.39	20.41
10	64QAM	1	25	20.44	20.63	20.48
10	64QAM	1	49	20.24	20.46	20.44
10	64QAM	25	0	19.30	19.49	19.33
10	64QAM	25	12	19.35	19.49	19.59
10	64QAM	25	25	19.47	19.39	19.40
10	64QAM	50	0	19.43	19.38	19.37
Channel				19975	20175	20375
Frequency (MHz)				1712.5	1732.5	1752.5
5	QPSK	1	0	22.30	22.30	22.27
5	QPSK	1	12	22.15	22.17	22.25
5	QPSK	1	24	22.09	22.22	22.11
5	QPSK	12	0	21.31	21.59	21.54
5	QPSK	12	7	21.43	21.32	21.32
5	QPSK	12	13	21.29	21.40	21.25
5	QPSK	25	0	21.50	21.40	21.39
5	16QAM	1	0	21.48	21.46	21.31
5	16QAM	1	12	21.35	21.39	21.43
5	16QAM	1	24	21.26	21.45	21.54
5	16QAM	12	0	20.33	20.52	20.42
5	16QAM	12	7	20.28	20.39	20.43
5	16QAM	12	13	20.44	20.46	20.28
5	16QAM	25	0	20.29	20.50	20.46
5	64QAM	1	0	20.46	20.35	20.32
5	64QAM	1	12	20.57	20.55	20.45
5	64QAM	1	24	20.29	20.60	20.50
5	64QAM	12	0	19.30	19.43	19.32
5	64QAM	12	7	19.44	19.42	19.52
5	64QAM	12	13	19.51	19.33	19.28
5	64QAM	25	0	19.39	19.37	19.43
Channel				19965	20175	20385
Frequency (MHz)				1711.5	1732.5	1753.5
3	QPSK	1	0	22.16	22.32	22.32
3	QPSK	1	8	22.10	22.24	22.15



3	QPSK	1	14	22.09	22.36	22.04
3	QPSK	8	0	21.25	21.42	21.37
3	QPSK	8	4	21.27	21.33	21.32
3	QPSK	8	7	21.42	21.52	21.28
3	QPSK	15	0	21.29	21.46	21.47
3	16QAM	1	0	21.58	21.65	21.31
3	16QAM	1	8	21.30	21.42	21.55
3	16QAM	1	14	21.18	21.42	21.40
3	16QAM	8	0	20.17	20.49	20.41
3	16QAM	8	4	20.48	20.36	20.29
3	16QAM	8	7	20.37	20.49	20.23
3	16QAM	15	0	20.42	20.59	20.28
3	64QAM	1	0	20.61	20.42	20.46
3	64QAM	1	8	20.53	20.45	20.56
3	64QAM	1	14	20.20	20.58	20.51
3	64QAM	8	0	19.22	19.46	19.38
3	64QAM	8	4	19.34	19.44	19.56
3	64QAM	8	7	19.61	19.43	19.36
3	64QAM	15	0	19.30	19.37	19.46
Channel				19957	20175	20393
Frequency (MHz)				1710.7	1732.5	1754.3
1.4	QPSK	1	0	22.12	22.31	22.22
1.4	QPSK	1	3	22.04	22.11	22.11
1.4	QPSK	1	5	22.07	22.24	22.12
1.4	QPSK	3	0	22.19	22.26	22.28
1.4	QPSK	3	1	22.06	22.07	22.10
1.4	QPSK	3	3	22.17	22.16	22.20
1.4	QPSK	6	0	21.16	21.35	21.19
1.4	16QAM	1	0	21.09	21.31	21.24
1.4	16QAM	1	3	21.22	21.38	21.25
1.4	16QAM	1	5	21.24	21.35	21.36
1.4	16QAM	3	0	21.45	21.48	21.27
1.4	16QAM	3	1	21.19	21.26	21.51
1.4	16QAM	3	3	21.02	21.42	21.40
1.4	16QAM	6	0	20.09	20.39	20.27
1.4	64QAM	1	0	20.32	20.30	20.21
1.4	64QAM	1	3	20.39	20.34	20.13
1.4	64QAM	1	5	20.34	20.59	20.23
1.4	64QAM	3	0	20.43	20.31	20.45
1.4	64QAM	3	1	20.43	20.24	20.52
1.4	64QAM	3	3	20.19	20.56	20.47
1.4	64QAM	6	0	19.13	19.44	19.37



LTE Band 5 (Ant.0):

BW [MHz]	Modulation	RB Size	RB Offset	Power Low Ch. / Freq.	Power Middle Ch. / Freq.	Power High Ch. / Freq.
Channel				20450	20525	20600
Frequency (MHz)				829	836.5	844
10	QPSK	1	0	22.56	22.62	22.48
10	QPSK	1	25	22.47	22.60	22.45
10	QPSK	1	49	22.39	22.58	22.46
10	QPSK	25	0	21.44	21.56	21.39
10	QPSK	25	12	21.39	21.53	21.47
10	QPSK	25	25	21.36	21.55	21.40
10	QPSK	50	0	21.63	21.65	21.55
10	16QAM	1	0	21.54	21.63	21.59
10	16QAM	1	25	21.64	21.65	21.61
10	16QAM	1	49	21.59	21.60	21.53
10	16QAM	25	0	20.41	20.67	20.35
10	16QAM	25	12	20.34	20.49	20.50
10	16QAM	25	25	20.34	20.53	20.52
10	16QAM	50	0	20.58	20.73	20.49
10	64QAM	1	0	20.80	20.88	20.77
10	64QAM	1	25	20.61	20.67	20.65
10	64QAM	1	49	20.64	20.78	20.56
10	64QAM	25	0	19.32	19.59	19.44
10	64QAM	25	12	19.37	19.41	19.54
10	64QAM	25	25	19.23	19.60	19.58
10	64QAM	50	0	19.70	19.75	19.47
Channel				20425	20525	20625
Frequency (MHz)				826.5	836.5	846.5
5	QPSK	1	0	22.54	22.59	22.42
5	QPSK	1	12	22.31	22.58	22.24
5	QPSK	1	24	22.36	22.56	22.33
5	QPSK	12	0	21.30	21.52	21.29
5	QPSK	12	7	21.24	21.45	21.48
5	QPSK	12	13	21.30	21.42	21.30
5	QPSK	25	0	21.61	21.66	21.52
5	16QAM	1	0	21.61	21.63	21.55
5	16QAM	1	12	21.61	21.61	21.55
5	16QAM	1	24	21.41	21.66	21.58
5	16QAM	12	0	20.39	20.57	20.24
5	16QAM	12	7	20.13	20.37	20.31
5	16QAM	12	13	20.24	20.38	20.35
5	16QAM	25	0	20.49	20.59	20.39
5	64QAM	1	0	20.69	20.68	20.56
5	64QAM	1	12	20.53	20.48	20.56
5	64QAM	1	24	20.57	20.73	20.56
5	64QAM	12	0	19.25	19.53	19.42
5	64QAM	12	7	19.39	19.23	19.38
5	64QAM	12	13	19.08	19.52	19.55
5	64QAM	25	0	19.56	19.67	19.37



Channel				20415	20525	20635
Frequency (MHz)				825.5	836.5	847.5
3	QPSK	1	0	22.43	22.60	22.44
3	QPSK	1	8	22.43	22.54	22.33
3	QPSK	1	14	22.27	22.38	22.28
3	QPSK	8	0	21.26	21.51	21.37
3	QPSK	8	4	21.34	21.43	21.39
3	QPSK	8	7	21.34	21.49	21.26
3	QPSK	15	0	21.44	21.54	21.51
3	16QAM	1	0	21.59	21.63	21.53
3	16QAM	1	8	21.46	21.61	21.52
3	16QAM	1	14	21.42	21.57	21.48
3	16QAM	8	0	20.26	20.66	20.22
3	16QAM	8	4	20.33	20.30	20.35
3	16QAM	8	7	20.17	20.38	20.48
3	16QAM	15	0	20.42	20.71	20.41
3	64QAM	1	0	20.77	20.67	20.62
3	64QAM	1	8	20.62	20.45	20.54
3	64QAM	1	14	20.49	20.75	20.46
3	64QAM	8	0	19.17	19.56	19.24
3	64QAM	8	4	19.23	19.41	19.36
3	64QAM	8	7	19.25	19.52	19.42
3	64QAM	15	0	19.64	19.66	19.42
Channel				20407	20525	20643
Frequency (MHz)				824.7	836.5	848.3
1.4	QPSK	1	0	22.37	22.58	22.27
1.4	QPSK	1	3	22.31	22.36	22.34
1.4	QPSK	1	5	22.15	22.17	22.18
1.4	QPSK	3	0	22.33	22.53	22.22
1.4	QPSK	3	1	22.44	22.51	22.12
1.4	QPSK	3	3	22.08	22.28	22.12
1.4	QPSK	6	0	21.11	21.44	21.27
1.4	16QAM	1	0	21.33	21.41	21.31
1.4	16QAM	1	3	21.24	21.32	21.28
1.4	16QAM	1	5	21.39	21.39	21.36
1.4	16QAM	3	0	21.60	21.61	21.55
1.4	16QAM	3	1	21.29	21.44	21.33
1.4	16QAM	3	3	21.42	21.63	21.50
1.4	16QAM	6	0	20.22	20.47	20.20
1.4	64QAM	1	0	20.22	20.33	20.38
1.4	64QAM	1	3	20.15	20.27	20.34
1.4	64QAM	1	5	20.32	20.34	20.47
1.4	64QAM	3	0	20.60	20.63	20.50
1.4	64QAM	3	1	20.42	20.51	20.40
1.4	64QAM	3	3	20.30	20.60	20.49
1.4	64QAM	6	0	19.18	19.50	19.18





LTE Band 25 (Ant.0):

BW [MHz]	Modulation	RB Size	RB Offset	Power Low Ch. / Freq.	Power Middle Ch. / Freq.	Power High Ch. / Freq.
Channel				26140	26340	26590
Frequency (MHz)				1860	1880	1905
20	QPSK	1	0	22.63	22.79	22.74
20	QPSK	1	49	22.62	22.75	22.76
20	QPSK	1	99	22.60	22.77	22.69
20	QPSK	50	0	21.69	21.91	21.78
20	QPSK	50	24	21.67	21.73	21.70
20	QPSK	50	50	21.60	21.73	21.68
20	QPSK	100	0	21.58	21.92	21.71
20	16QAM	1	0	21.77	22.02	21.90
20	16QAM	1	49	21.68	21.91	21.88
20	16QAM	1	99	21.74	21.76	21.72
20	16QAM	50	0	20.63	20.90	20.74
20	16QAM	50	24	20.60	20.83	20.66
20	16QAM	50	50	20.51	20.62	20.74
20	16QAM	100	0	20.47	20.87	20.62
20	64QAM	1	0	20.58	20.70	20.76
20	64QAM	1	49	20.45	20.65	20.68
20	64QAM	1	99	20.37	20.61	20.53
20	64QAM	50	0	19.54	19.89	19.85
20	64QAM	50	24	19.69	19.86	19.68
20	64QAM	50	50	19.53	19.54	19.69
20	64QAM	100	0	19.48	19.87	19.65
Channel				26115	26340	26615
Frequency (MHz)				1857.5	1880	1907.5
15	QPSK	1	0	22.50	22.73	22.56
15	QPSK	1	37	22.38	22.68	22.67
15	QPSK	1	74	22.41	22.65	22.52
15	QPSK	36	0	21.63	21.77	21.76
15	QPSK	36	20	21.44	21.55	21.60
15	QPSK	36	39	21.43	21.71	21.52
15	QPSK	75	0	21.52	21.71	21.61
15	16QAM	1	0	21.69	21.80	21.69
15	16QAM	1	37	21.58	21.82	21.81
15	16QAM	1	74	21.60	21.65	21.57
15	16QAM	36	0	20.60	20.76	20.68
15	16QAM	36	20	20.53	20.58	20.47
15	16QAM	36	39	20.28	20.42	20.60
15	16QAM	75	0	20.40	20.84	20.40
15	64QAM	1	0	20.53	20.56	20.70
15	64QAM	1	37	20.26	20.47	20.59
15	64QAM	1	74	20.37	20.45	20.36
15	64QAM	36	0	19.51	19.73	19.65
15	64QAM	36	20	19.59	19.73	19.63
15	64QAM	36	39	19.29	19.32	19.63
15	64QAM	75	0	19.32	19.59	19.48



Channel				26090	26340	26640
Frequency (MHz)				1855	1880	1910
10	QPSK	1	0	22.40	22.76	22.62
10	QPSK	1	25	22.50	22.61	22.64
10	QPSK	1	49	22.36	22.70	22.68
10	QPSK	25	0	21.49	21.80	21.67
10	QPSK	25	12	21.58	21.49	21.53
10	QPSK	25	25	21.37	21.66	21.49
10	QPSK	50	0	21.51	21.87	21.47
10	16QAM	1	0	21.63	21.83	21.78
10	16QAM	1	25	21.44	21.83	21.68
10	16QAM	1	49	21.57	21.67	21.48
10	16QAM	25	0	20.46	20.62	20.58
10	16QAM	25	12	20.51	20.70	20.42
10	16QAM	25	25	20.27	20.59	20.50
10	16QAM	50	0	20.34	20.65	20.43
10	64QAM	1	0	20.44	20.53	20.65
10	64QAM	1	25	20.41	20.41	20.49
10	64QAM	1	49	20.22	20.43	20.30
10	64QAM	25	0	19.40	19.78	19.77
10	64QAM	25	12	19.58	19.63	19.57
10	64QAM	25	25	19.48	19.44	19.64
10	64QAM	50	0	19.43	19.74	19.41
Channel				26065	26340	26665
Frequency (MHz)				1852.5	1880	1912.5
5	QPSK	1	0	22.55	22.71	22.53
5	QPSK	1	12	22.58	22.52	22.63
5	QPSK	1	24	22.35	22.59	22.46
5	QPSK	12	0	21.48	21.75	21.75
5	QPSK	12	7	21.66	21.72	21.62
5	QPSK	12	13	21.47	21.57	21.51
5	QPSK	25	0	21.50	21.86	21.65
5	16QAM	1	0	21.70	21.86	21.75
5	16QAM	1	12	21.61	21.69	21.76
5	16QAM	1	24	21.58	21.67	21.66
5	16QAM	12	0	20.55	20.78	20.68
5	16QAM	12	7	20.36	20.64	20.55
5	16QAM	12	13	20.47	20.52	20.55
5	16QAM	25	0	20.26	20.63	20.58
5	64QAM	1	0	20.47	20.60	20.55
5	64QAM	1	12	20.37	20.41	20.57
5	64QAM	1	24	20.37	20.49	20.29
5	64QAM	12	0	19.41	19.84	19.65
5	64QAM	12	7	19.56	19.65	19.65
5	64QAM	12	13	19.47	19.42	19.59
5	64QAM	25	0	19.44	19.85	19.56
Channel				26055	26340	26675
Frequency (MHz)				1851.5	1880	1913.5
3	QPSK	1	0	22.40	22.70	22.65
3	QPSK	1	8	22.56	22.51	22.64



3	QPSK	1	14	22.40	22.61	22.66
3	QPSK	8	0	21.54	21.70	21.69
3	QPSK	8	4	21.45	21.58	21.46
3	QPSK	8	7	21.48	21.70	21.52
3	QPSK	15	0	21.57	21.70	21.47
3	16QAM	1	0	21.62	22.00	21.66
3	16QAM	1	8	21.54	21.66	21.78
3	16QAM	1	14	21.67	21.65	21.51
3	16QAM	8	0	20.49	20.67	20.49
3	16QAM	8	4	20.50	20.58	20.53
3	16QAM	8	7	20.33	20.42	20.72
3	16QAM	15	0	20.42	20.59	20.50
3	64QAM	1	0	20.50	20.60	20.57
3	64QAM	1	8	20.37	20.47	20.60
3	64QAM	1	14	20.36	20.36	20.32
3	64QAM	8	0	19.42	19.69	19.70
3	64QAM	8	4	19.55	19.63	19.54
3	64QAM	8	7	19.30	19.51	19.46
3	64QAM	15	0	19.31	19.75	19.62
Channel				26047	26340	26683
Frequency (MHz)				1850.7	1880	1914.3
1.4	QPSK	1	0	22.43	22.68	22.56
1.4	QPSK	1	3	22.44	22.54	22.52
1.4	QPSK	1	5	22.35	22.75	22.53
1.4	QPSK	3	0	22.21	22.66	22.40
1.4	QPSK	3	1	22.42	22.38	22.46
1.4	QPSK	3	3	22.24	22.60	22.55
1.4	QPSK	6	0	21.36	21.74	21.67
1.4	16QAM	1	0	21.69	21.95	21.74
1.4	16QAM	1	3	21.46	21.81	21.84
1.4	16QAM	1	5	21.53	21.56	21.56
1.4	16QAM	3	0	21.65	21.65	21.54
1.4	16QAM	3	1	21.37	21.61	21.78
1.4	16QAM	3	3	21.47	21.47	21.50
1.4	16QAM	6	0	20.44	20.70	20.46
1.4	64QAM	1	0	20.40	20.52	20.59
1.4	64QAM	1	3	20.20	20.48	20.64
1.4	64QAM	1	5	20.33	20.42	20.43
1.4	64QAM	3	0	20.29	20.45	20.44
1.4	64QAM	3	1	20.26	20.29	20.56
1.4	64QAM	3	3	20.16	20.34	20.38
1.4	64QAM	6	0	19.35	19.65	19.61



LTE Band 26 (Ant.0):

BW [MHz]	Modulation	RB Size	RB Offset	Power Low Ch. / Freq.	Power Middle Ch. / Freq.	Power High Ch. / Freq.
Channel				26765	26865	26965
Frequency (MHz)				821.5	831.5	841.5
15	QPSK	1	0	22.61	22.65	22.57
15	QPSK	1	37	22.53	22.62	22.57
15	QPSK	1	74	22.60	22.60	22.49
15	QPSK	36	0	21.57	21.64	21.50
15	QPSK	36	20	21.55	21.63	21.58
15	QPSK	36	39	21.59	21.61	21.60
15	QPSK	75	0	21.51	21.65	21.58
15	16QAM	1	0	21.61	21.57	21.56
15	16QAM	1	37	21.52	21.41	21.39
15	16QAM	1	74	21.49	21.44	21.46
15	16QAM	36	0	20.76	20.74	20.81
15	16QAM	36	20	20.84	20.76	20.70
15	16QAM	36	39	20.76	20.74	20.83
15	16QAM	75	0	20.61	20.82	20.84
15	64QAM	1	0	21.17	20.92	21.16
15	64QAM	1	37	20.95	20.82	20.87
15	64QAM	1	74	21.03	20.85	21.07
15	64QAM	36	0	19.73	19.77	19.74
15	64QAM	36	20	19.79	19.68	19.65
15	64QAM	36	39	19.79	19.62	19.77
15	64QAM	75	0	19.58	19.79	19.76
Channel				26740	26865	26990
Frequency (MHz)				819	831.5	844
10	QPSK	1	0	22.62	22.64	22.58
10	QPSK	1	25	22.31	22.53	22.42
10	QPSK	1	49	22.51	22.45	22.32
10	QPSK	25	0	21.55	21.45	21.29
10	QPSK	25	12	21.52	21.48	21.39
10	QPSK	25	25	21.44	21.59	21.47
10	QPSK	50	0	21.44	21.63	21.40
10	16QAM	1	0	21.58	21.51	21.58
10	16QAM	1	25	21.46	21.46	21.43
10	16QAM	1	49	21.47	21.45	21.45
10	16QAM	25	0	20.62	20.55	20.80
10	16QAM	25	12	20.73	20.73	20.53
10	16QAM	25	25	20.62	20.61	20.65
10	16QAM	50	0	20.41	20.80	20.76
10	64QAM	1	0	21.07	20.77	21.01
10	64QAM	1	25	20.92	20.68	20.75
10	64QAM	1	49	20.99	20.75	21.03
10	64QAM	25	0	19.75	19.67	19.56
10	64QAM	25	12	19.68	19.62	19.47
10	64QAM	25	25	19.77	19.55	19.77
10	64QAM	50	0	19.39	19.58	19.66



Channel				26715	26865	27015
Frequency (MHz)				816.5	831.5	846.5
5	QPSK	1	0	22.41	22.62	22.46
5	QPSK	1	12	22.35	22.59	22.56
5	QPSK	1	24	22.57	22.56	22.43
5	QPSK	12	0	21.45	21.45	21.36
5	QPSK	12	7	21.40	21.42	21.42
5	QPSK	12	13	21.40	21.43	21.39
5	QPSK	25	0	21.48	21.48	21.45
5	16QAM	1	0	21.57	21.51	21.62
5	16QAM	1	12	21.45	21.43	21.44
5	16QAM	1	24	21.51	21.39	21.43
5	16QAM	12	0	20.71	20.61	20.76
5	16QAM	12	7	20.81	20.60	20.63
5	16QAM	12	13	20.66	20.74	20.84
5	16QAM	25	0	20.46	20.82	20.67
5	64QAM	1	0	21.17	20.74	21.12
5	64QAM	1	12	20.94	20.78	20.75
5	64QAM	1	24	20.94	20.75	20.92
5	64QAM	12	0	19.52	19.74	19.62
5	64QAM	12	7	19.58	19.47	19.64
5	64QAM	12	13	19.61	19.48	19.56
5	64QAM	25	0	19.50	19.65	19.66
Channel				26705	26865	27025
Frequency (MHz)				815.5	831.5	847.5
3	QPSK	1	0	22.60	22.60	22.52
3	QPSK	1	8	22.47	22.57	22.43
3	QPSK	1	14	22.38	22.42	22.44
3	QPSK	8	0	21.54	21.66	21.31
3	QPSK	8	4	21.50	21.44	21.37
3	QPSK	8	7	21.41	21.53	21.49
3	QPSK	15	0	21.42	21.60	21.55
3	16QAM	1	0	21.60	21.49	21.57
3	16QAM	1	8	21.45	21.44	21.33
3	16QAM	1	14	21.49	21.39	21.45
3	16QAM	8	0	20.70	20.55	20.78
3	16QAM	8	4	20.67	20.68	20.71
3	16QAM	8	7	20.58	20.67	20.65
3	16QAM	15	0	20.58	20.76	20.79
3	64QAM	1	0	20.95	20.73	21.09
3	64QAM	1	8	20.90	20.74	20.71
3	64QAM	1	14	20.85	20.65	21.02
3	64QAM	8	0	19.52	19.68	19.59
3	64QAM	8	4	19.72	19.55	19.67
3	64QAM	8	7	19.59	19.41	19.75
3	64QAM	15	0	19.55	19.65	19.62
Channel				26697	26865	27033
Frequency (MHz)				814.7	831.5	848.3
1.4	QPSK	1	0	22.55	22.59	22.50
1.4	QPSK	1	3	22.47	22.55	22.47



1.4	QPSK	1	5	22.49	22.59	22.40
1.4	QPSK	3	0	22.37	22.57	22.52
1.4	QPSK	3	1	22.36	22.41	22.46
1.4	QPSK	3	3	22.40	22.40	22.30
1.4	QPSK	6	0	21.33	21.43	21.51
1.4	16QAM	1	0	21.60	21.60	21.62
1.4	16QAM	1	3	21.55	21.34	21.44
1.4	16QAM	1	5	21.42	21.44	21.49
1.4	16QAM	3	0	21.57	21.54	21.54
1.4	16QAM	3	1	21.58	21.37	21.32
1.4	16QAM	3	3	21.49	21.41	21.43
1.4	16QAM	6	0	20.58	20.81	20.84
1.4	64QAM	1	0	21.06	20.92	21.02
1.4	64QAM	1	3	20.86	20.61	20.69
1.4	64QAM	1	5	21.04	20.87	21.07
1.4	64QAM	3	0	20.94	20.88	21.03
1.4	64QAM	3	1	20.69	20.57	20.68
1.4	64QAM	3	3	21.01	20.69	20.87
1.4	64QAM	6	0	19.42	19.66	19.70



LTE Band 66 (Ant.0):

BW [MHz]	Modulation	RB Size	RB Offset	Power Low Ch. / Freq.	Power Middle Ch. / Freq.	Power High Ch. / Freq.
Channel				132072	132322	132572
Frequency (MHz)				1720	1745	1770
20	QPSK	1	0	22.46	22.49	22.41
20	QPSK	1	49	22.36	22.45	22.33
20	QPSK	1	99	22.28	22.42	22.29
20	QPSK	50	0	21.68	21.72	21.68
20	QPSK	50	24	21.49	21.58	21.44
20	QPSK	50	50	21.38	21.51	21.38
20	QPSK	100	0	21.55	21.63	21.59
20	16QAM	1	0	21.55	21.79	21.57
20	16QAM	1	49	21.59	21.64	21.45
20	16QAM	1	99	21.43	21.50	21.40
20	16QAM	50	0	20.72	20.70	20.66
20	16QAM	50	24	20.61	20.65	20.47
20	16QAM	50	50	20.58	20.67	20.53
20	16QAM	100	0	20.50	20.58	20.49
20	64QAM	1	0	20.78	20.66	20.71
20	64QAM	1	49	20.60	20.65	20.55
20	64QAM	1	99	20.41	20.56	20.60
20	64QAM	50	0	19.63	19.67	19.52
20	64QAM	50	24	19.63	19.75	19.41
20	64QAM	50	50	19.58	19.50	19.53
20	64QAM	100	0	19.54	19.57	19.55
Channel				132047	132322	132597
Frequency (MHz)				1717.5	1745	1772.5
15	QPSK	1	0	22.30	22.44	22.19
15	QPSK	1	37	22.24	22.35	22.20
15	QPSK	1	74	22.22	22.38	22.18
15	QPSK	36	0	21.64	21.63	21.66
15	QPSK	36	20	21.38	21.59	21.24
15	QPSK	36	39	21.18	21.31	21.30
15	QPSK	75	0	21.52	21.47	21.42
15	16QAM	1	0	21.46	21.55	21.39
15	16QAM	1	37	21.53	21.53	21.25
15	16QAM	1	74	21.43	21.44	21.38
15	16QAM	36	0	20.56	20.56	20.63
15	16QAM	36	20	20.56	20.45	20.38
15	16QAM	36	39	20.38	20.58	20.37
15	16QAM	75	0	20.35	20.44	20.29
15	64QAM	1	0	20.68	20.47	20.68
15	64QAM	1	37	20.40	20.58	20.38
15	64QAM	1	74	20.26	20.35	20.51
15	64QAM	36	0	19.51	19.55	19.49
15	64QAM	36	20	19.43	19.60	19.34
15	64QAM	36	39	19.50	19.52	19.51
15	64QAM	75	0	19.54	19.38	19.55



Channel				132022	132322	132622
Frequency (MHz)				1715	1745	1775
10	QPSK	1	0	22.43	22.42	22.26
10	QPSK	1	25	22.15	22.35	22.27
10	QPSK	1	49	22.07	22.38	22.24
10	QPSK	25	0	21.57	21.56	21.68
10	QPSK	25	12	21.50	21.56	21.29
10	QPSK	25	25	21.18	21.52	21.26
10	QPSK	50	0	21.53	21.63	21.39
10	16QAM	1	0	21.53	21.70	21.44
10	16QAM	1	25	21.44	21.46	21.31
10	16QAM	1	49	21.27	21.45	21.24
10	16QAM	25	0	20.69	20.65	20.54
10	16QAM	25	12	20.58	20.59	20.49
10	16QAM	25	25	20.49	20.58	20.40
10	16QAM	50	0	20.45	20.60	20.45
10	64QAM	1	0	20.77	20.49	20.52
10	64QAM	1	25	20.40	20.51	20.56
10	64QAM	1	49	20.39	20.50	20.50
10	64QAM	25	0	19.63	19.54	19.43
10	64QAM	25	12	19.54	19.54	19.20
10	64QAM	25	25	19.53	19.30	19.48
10	64QAM	50	0	19.34	19.52	19.34
Channel				131997	132322	132647
Frequency (MHz)				1712.5	1745	1777.5
5	QPSK	1	0	22.44	22.45	22.20
5	QPSK	1	12	22.30	22.40	22.20
5	QPSK	1	24	22.29	22.35	22.16
5	QPSK	12	0	21.63	21.56	21.65
5	QPSK	12	7	21.29	21.40	21.25
5	QPSK	12	13	21.40	21.29	21.22
5	QPSK	25	0	21.50	21.55	21.54
5	16QAM	1	0	21.50	21.55	21.57
5	16QAM	1	12	21.52	21.43	21.36
5	16QAM	1	24	21.30	21.41	21.22
5	16QAM	12	0	20.71	20.62	20.45
5	16QAM	12	7	20.48	20.45	20.46
5	16QAM	12	13	20.55	20.50	20.46
5	16QAM	25	0	20.31	20.43	20.47
5	64QAM	1	0	20.66	20.48	20.59
5	64QAM	1	12	20.55	20.57	20.45
5	64QAM	1	24	20.34	20.35	20.48
5	64QAM	12	0	19.57	19.45	19.40
5	64QAM	12	7	19.44	19.60	19.32
5	64QAM	12	13	19.58	19.35	19.42
5	64QAM	25	0	19.37	19.37	19.34
Channel				131987	132322	132657
Frequency (MHz)				1711.5	1745	1778.5
3	QPSK	1	0	22.44	22.44	22.31
3	QPSK	1	8	22.29	22.34	22.27





3	QPSK	1	14	22.12	22.36	22.22
3	QPSK	8	0	21.61	21.57	21.58
3	QPSK	8	4	21.41	21.42	21.25
3	QPSK	8	7	21.32	21.48	21.34
3	QPSK	15	0	21.40	21.49	21.50
3	16QAM	1	0	21.36	21.53	21.41
3	16QAM	1	8	21.43	21.43	21.25
3	16QAM	1	14	21.44	21.44	21.26
3	16QAM	8	0	20.69	20.50	20.50
3	16QAM	8	4	20.58	20.51	20.31
3	16QAM	8	7	20.38	20.58	20.52
3	16QAM	15	0	20.49	20.38	20.30
3	64QAM	1	0	20.57	20.62	20.70
3	64QAM	1	8	20.45	20.60	20.54
3	64QAM	1	14	20.29	20.56	20.39
3	64QAM	8	0	19.46	19.47	19.35
3	64QAM	8	4	19.50	19.66	19.32
3	64QAM	8	7	19.54	19.51	19.33
3	64QAM	15	0	19.39	19.55	19.39
Channel				131979	132322	132665
Frequency (MHz)				1710.7	1745	1779.3
1.4	QPSK	1	0	22.41	22.43	22.28
1.4	QPSK	1	3	22.17	22.47	22.31
1.4	QPSK	1	5	22.15	22.23	22.13
1.4	QPSK	3	0	22.29	22.40	22.21
1.4	QPSK	3	1	22.37	22.23	22.20
1.4	QPSK	3	3	22.06	22.37	22.26
1.4	QPSK	6	0	21.49	21.55	21.50
1.4	16QAM	1	0	21.37	21.30	21.12
1.4	16QAM	1	3	21.34	21.46	21.18
1.4	16QAM	1	5	21.21	21.41	21.42
1.4	16QAM	3	0	21.34	21.40	21.25
1.4	16QAM	3	1	21.30	21.24	21.15
1.4	16QAM	3	3	21.25	21.39	21.11
1.4	16QAM	6	0	20.49	20.51	20.30
1.4	64QAM	1	0	20.49	20.30	20.16
1.4	64QAM	1	3	20.36	20.59	20.46
1.4	64QAM	1	5	20.30	20.27	20.11
1.4	64QAM	3	0	20.43	20.57	20.51
1.4	64QAM	3	1	20.43	20.57	20.36
1.4	64QAM	3	3	20.15	20.41	20.41
1.4	64QAM	6	0	19.52	19.65	19.50



CA\_5B (Ant.0):

Combination 10MHz+10MHz (50RB+50RB)						
Channel	Modulation	PCC		SCC		Measured Power
		RB Size	RB offset	RB Size	RB offset	
L	QPSK	1	Max	1	0	22.49
M	QPSK	1	Max	1	0	22.54
H	QPSK	1	Max	1	0	22.45
L	16QAM	1	Max	1	0	21.52
M	16QAM	1	Max	1	0	21.52
H	16QAM	1	Max	1	0	21.65
L	64QAM	1	Max	1	0	20.80
M	64QAM	1	Max	1	0	20.61
H	64QAM	1	Max	1	0	20.68
Combination 10MHz+5MHz (50RB+25RB)						
Channel	Modulation	PCC		SCC		Measured Power
		RB Size	RB offset	RB Size	RB offset	
M	QPSK	1	Max	1	0	22.40
H	16QAM	1	Max	1	0	21.51
Combination 5MHz+10MHz (25RB+50RB)						
Channel	Modulation	PCC		SCC		Measured Power
		RB Size	RB offset	RB Size	RB offset	
M	QPSK	1	Max	1	0	22.37
H	16QAM	1	Max	1	0	21.50
Combination 5MHz+3MHz (25RB+15RB)						
Channel	Modulation	PCC		SCC		Measured Power
		RB Size	RB offset	RB Size	RB offset	
M	QPSK	1	Max	1	0	22.46
H	16QAM	1	Max	1	0	21.46
Combination 3MHz+5MHz (15RB+25RB)						
Channel	Modulation	PCC		SCC		Measured Power
		RB Size	RB offset	RB Size	RB offset	
M	QPSK	1	Max	1	0	22.41
H	16QAM	1	Max	1	0	21.43



CA\_66B (Ant.0):

Combination 10MHz+10MHz (50RB+50RB)						
Channel	Modulation	PCC		SCC		Measured Power
		RB Size	RB offset	RB Size	RB offset	
L	QPSK	1	Max	1	0	22.37
M	QPSK	1	Max	1	0	22.23
H	QPSK	1	Max	1	0	22.26
L	16QAM	1	Max	1	0	21.57
M	16QAM	1	Max	1	0	21.40
H	16QAM	1	Max	1	0	21.31
L	64QAM	1	Max	1	0	20.42
M	64QAM	1	Max	1	0	20.45
H	64QAM	1	Max	1	0	20.38
Combination 15MHz+5MHz (75RB+25RB)						
Channel	Modulation	PCC		SCC		Measured Power
		RB Size	RB offset	RB Size	RB offset	
L	QPSK	1	Max	1	0	22.37
L	16QAM	1	Max	1	0	21.43
Combination 5MHz+15MHz (25RB+75RB)						
Channel	Modulation	PCC		SCC		Measured Power
		RB Size	RB offset	RB Size	RB offset	
L	QPSK	1	Max	1	0	22.29
L	16QAM	1	Max	1	0	21.46
Combination 10MHz+5MHz (50RB+25RB)						
Channel	Modulation	PCC		SCC		Measured Power
		RB Size	RB offset	RB Size	RB offset	
L	QPSK	1	Max	1	0	22.24
L	16QAM	1	Max	1	0	21.52
Combination 5MHz+10MHz (25RB+50RB)						
Channel	Modulation	PCC		SCC		Measured Power
		RB Size	RB offset	RB Size	RB offset	
L	QPSK	1	Max	1	0	22.31
L	16QAM	1	Max	1	0	21.44
Combination 5MHz+5MHz (25RB+25RB)						
Channel	Modulation	PCC		SCC		Measured Power
		RB Size	RB offset	RB Size	RB offset	
L	QPSK	1	Max	1	0	22.25
L	16QAM	1	Max	1	0	21.52



CA\_66C (Ant.0):

Combination 20MHz+20MHz (100RB+100RB)						
Channel	Modulation	PCC		SCC		Measured Power
		RB Size	RB offset	RB Size	RB offset	
L	QPSK	1	Max	1	0	22.48
M	QPSK	1	Max	1	0	22.34
H	QPSK	1	Max	1	0	22.27
L	16QAM	1	Max	1	0	21.72
M	16QAM	1	Max	1	0	21.55
H	16QAM	1	Max	1	0	21.46
L	64QAM	1	Max	1	0	20.65
M	64QAM	1	Max	1	0	20.52
H	64QAM	1	Max	1	0	20.52
Combination 20MHz+15MHz (100RB+75RB)						
Channel	Modulation	PCC		SCC		Measured Power
		RB Size	RB offset	RB Size	RB offset	
L	QPSK	1	Max	1	0	22.23
L	16QAM	1	Max	1	0	21.45
Combination 15MHz+20MHz (75RB+100RB)						
Channel	Modulation	PCC		SCC		Measured Power
		RB Size	RB offset	RB Size	RB offset	
L	QPSK	1	Max	1	0	22.23
L	16QAM	1	Max	1	0	21.48
Combination 15MHz+15MHz (75RB+75RB)						
Channel	Modulation	PCC		SCC		Measured Power
		RB Size	RB offset	RB Size	RB offset	
L	QPSK	1	Max	1	0	22.23
L	16QAM	1	Max	1	0	21.47
Combination 20MHz+10MHz (100RB+50RB)						
Channel	Modulation	PCC		SCC		Measured Power
		RB Size	RB offset	RB Size	RB offset	
L	QPSK	1	Max	1	0	22.25
L	16QAM	1	Max	1	0	21.48
Combination 10MHz+20MHz (50RB+100RB)						
Channel	Modulation	PCC		SCC		Measured Power
		RB Size	RB offset	RB Size	RB offset	
L	QPSK	1	Max	1	0	22.32
L	16QAM	1	Max	1	0	21.42
Combination 15MHz+10MHz (75RB+50RB)						
Channel	Modulation	PCC		SCC		Measured Power
		RB Size	RB offset	RB Size	RB offset	
L	QPSK	1	Max	1	0	22.25
L	16QAM	1	Max	1	0	21.44
Combination 10MHz+15MHz (50RB+75RB)						
Channel	Modulation	PCC		SCC		Measured Power
		RB Size	RB offset	RB Size	RB offset	
L	QPSK	1	Max	1	0	22.29
L	16QAM	1	Max	1	0	21.50
Combination 20MHz+5MHz (100RB+25RB)						
Channel	Modulation	PCC		SCC		Measured



		RB Size	RB offset	RB Size	RB offset	
L	QPSK	1	Max	1	0	22.21
L	16QAM	1	Max	1	0	21.47
Combination 5MHz+20MHz (25RB+100RB)						
Channel	Modulation	PCC		SCC		Measured Power
		RB Size	RB offset	RB Size	RB offset	
L	QPSK	1	Max	1	0	22.21
L	16QAM	1	Max	1	0	21.40



**ERP/EIRP**

LTE Band 25 (GT - LC = -0.7 dB) QPSK									
Bandwidth	1.4M			3M			5M		
Channel	26407	26340	26683	26055	26340	26675	26065	26340	26665
	(Low)	(Mid)	(High)	(Low)	(Mid)	(High)	(Low)	(Mid)	(High)
Frequency (MHz)	1850.7	1880	1914.3	1851.5	1880	1913.5	1852.5	1880	1912.5
Conducted Power (dBm)	22.35	22.75	22.53	22.40	22.70	22.65	22.55	22.71	22.53
Conducted Power (Watts)	0.1718	0.1884	0.1791	0.1738	0.1862	0.1841	0.1799	0.1866	0.1791
EIRP(dBm)	21.65	22.05	21.83	21.70	22.00	21.95	21.85	22.01	21.83
EIRP(Watts)	0.1462	0.1603	0.1524	0.1479	0.1585	0.1567	0.1531	0.1589	0.1524

LTE Band 25 (GT - LC = -0.7 dB) QPSK									
Bandwidth	10M			15M			20M		
Channel	26090	26340	26640	26115	26340	26615	26140	26340	26590
	(Low)	(Mid)	(High)	(Low)	(Mid)	(High)	(Low)	(Mid)	(High)
Frequency (MHz)	1855	1880	1910	1857.5	1880	1907.5	1860	1880	1905
Conducted Power (dBm)	22.40	22.76	22.62	22.50	22.73	22.56	22.63	22.79	22.74
Conducted Power (Watts)	0.1738	0.1888	0.1828	0.1778	0.1875	0.1803	0.1832	0.1901	0.1879
EIRP(dBm)	21.70	22.06	21.92	21.80	22.03	21.86	21.93	22.09	22.04
EIRP(Watts)	0.1479	0.1607	0.1556	0.1514	0.1596	0.1535	0.1560	0.1618	0.1600



LTE Band 25 (GT - LC = -0.7dB) 16QAM									
Bandwidth	1.4M			3M			5M		
Channel	26407	26340	26683	26055	26340	26675	26065	26340	26665
	(Low)	(Mid)	(High)	(Low)	(Mid)	(High)	(Low)	(Mid)	(High)
Frequency (MHz)	1850.7	1880	1914.3	1851.5	1880	1913.5	1852.5	1880	1912.5
Conducted Power (dBm)	21.69	21.95	21.74	21.62	22.00	21.66	21.70	21.86	21.75
Conducted Power (Watts)	0.1476	0.1567	0.1493	0.1452	0.1585	0.1466	0.1479	0.1535	0.1496
EIRP(dBm)	20.99	21.25	21.04	20.92	21.30	20.96	21.00	21.16	21.05
EIRP(Watts)	0.1256	0.1334	0.1271	0.1236	0.1349	0.1247	0.1259	0.1306	0.1274

LTE Band 25 (GT - LC = -0.7 dB) 16QAM									
Bandwidth	10M			15M			20M		
Channel	26090	26340	26640	26115	26340	26615	26140	26340	26590
	(Low)	(Mid)	(High)	(Low)	(Mid)	(High)	(Low)	(Mid)	(High)
Frequency (MHz)	1855	1880	1910	1857.5	1880	1907.5	1860	1880	1905
Conducted Power (dBm)	21.63	21.83	21.78	21.58	21.82	21.81	21.77	22.02	21.90
Conducted Power (Watts)	0.1455	0.1524	0.1507	0.1439	0.1521	0.1517	0.1503	0.1592	0.1549
EIRP(dBm)	20.93	21.13	21.08	20.88	21.12	21.11	21.07	21.32	21.20
EIRP(Watts)	0.1239	0.1297	0.1282	0.1225	0.1294	0.1291	0.1279	0.1355	0.1318



LTE Band 25 (GT - LC = -0.7dB) 64QAM									
Bandwidth	1.4M			3M			5M		
Channel	26407	26340	26683	26055	26340	26675	26065	26340	26665
	(Low)	(Mid)	(High)	(Low)	(Mid)	(High)	(Low)	(Mid)	(High)
Frequency (MHz)	1850.7	1880	1914.3	1851.5	1880	1913.5	1852.5	1880	1912.5
Conducted Power (dBm)	20.20	20.48	20.64	20.50	20.60	20.57	20.47	20.60	20.55
Conducted Power (Watts)	0.1047	0.1117	0.1159	0.1122	0.1148	0.1140	0.1114	0.1148	0.1135
EIRP(dBm)	19.50	19.78	19.94	19.80	19.90	19.87	19.77	19.90	19.85
EIRP(Watts)	0.0891	0.0951	0.0986	0.0955	0.0977	0.0971	0.0948	0.0977	0.0966

LTE Band 25 (GT - LC = -0.7 dB) 64QAM									
Bandwidth	10M			15M			20M		
Channel	26090	26340	26640	26115	26340	26615	26140	26340	26590
	(Low)	(Mid)	(High)	(Low)	(Mid)	(High)	(Low)	(Mid)	(High)
Frequency (MHz)	1855	1880	1910	1857.5	1880	1907.5	1860	1880	1905
Conducted Power (dBm)	20.44	20.53	20.65	20.53	20.56	20.70	20.58	20.70	20.76
Conducted Power (Watts)	0.1107	0.1130	0.1161	0.1130	0.1138	0.1175	0.1143	0.1175	0.1191
EIRP(dBm)	19.74	19.83	19.95	19.83	19.86	20.00	19.88	20.00	20.06
EIRP(Watts)	0.0942	0.0962	0.0989	0.0962	0.0968	0.1000	0.0973	0.1000	0.1014





LTE Band 26 (GT - LC = -5.5 dB) QPSK									
Bandwidth	1.4M			3M			5M		
Channel	26797	26915	27033	26805	26915	27025	26815	26915	27015
	(Low)	(Mid)	(High)	(Low)	(Mid)	(High)	(Low)	(Mid)	(High)
Frequency (MHz)	824.7	836.5	848.3	825.5	836.5	847.5	826.5	836.5	846.5
Conducted Power (dBm)	22.55	22.59	22.50	22.60	22.60	22.52	22.41	22.62	22.46
Conducted Power (Watts)	0.1799	0.1816	0.1778	0.1820	0.1820	0.1786	0.1742	0.1828	0.1762
ERP(dBm)	14.90	14.94	14.85	14.95	14.95	14.87	14.76	14.97	14.81
ERP(Watts)	0.0309	0.0312	0.0305	0.0313	0.0313	0.0307	0.0299	0.0314	0.0303

LTE Band 26 (GT - LC = -5.5 dB) QPSK							
Bandwidth	10M			15M			15M
Channel	26840	26915	26990	26865	26915	26965	26790
	(Low)	(Mid)	(High)	(Low)	(Mid)	(High)	(Low)
Frequency (MHz)	829	836.5	844	831.5	836.5	841.5	824
Conducted Power (dBm)	22.62	22.64	22.58	22.61	22.65	22.57	22.59
Conducted Power (Watts)	0.1828	0.1837	0.1811	0.1824	0.1841	0.1807	0.1816
ERP(dBm)	14.97	14.99	14.93	14.96	15.00	14.92	12.24
ERP(Watts)	0.0314	0.0316	0.0311	0.0313	0.0316	0.0310	0.0167



LTE Band 26 (GT - LC = -5.5 dB) 16QAM									
Bandwidth	1.4M			3M			5M		
Channel	26797	26915	27033	26805	26915	27025	26815	26915	27015
	(Low)	(Mid)	(High)	(Low)	(Mid)	(High)	(Low)	(Mid)	(High)
Frequency (MHz)	824.7	836.5	848.3	825.5	836.5	847.5	826.5	836.5	846.5
Conducted Power (dBm)	21.78	21.84	21.76	21.76	21.70	21.65	21.82	21.68	21.74
Conducted Power (Watts)	0.1507	0.1528	0.1500	0.1500	0.1479	0.1462	0.1521	0.1472	0.1493
ERP(dBm)	14.13	14.19	14.11	14.11	14.05	14.00	14.17	14.03	14.09
ERP(Watts)	0.0259	0.0262	0.0258	0.0258	0.0254	0.0251	0.0261	0.0253	0.0256

LTE Band 26 (GT - LC = -5.5 dB) 16QAM							
Bandwidth	10M			15M			15M
Channel	26840	26915	26990	26865	26915	26965	26790
	(Low)	(Mid)	(High)	(Low)	(Mid)	(High)	(Low)
Frequency (MHz)	829	836.5	844	831.5	836.5	841.5	824
Conducted Power (dBm)	21.80	21.66	21.79	21.91	21.87	21.86	21.52
Conducted Power (Watts)	0.1514	0.1466	0.1510	0.1552	0.1538	0.1535	0.1419
ERP(dBm)	14.15	14.01	14.14	14.26	14.22	14.21	11.17
ERP(Watts)	0.0260	0.0252	0.0259	0.0267	0.0264	0.0264	0.0131



LTE Band 26 (GT - LC = -5.5 dB) 64QAM									
Bandwidth	1.4M			3M			5M		
Channel	26797	26915	27033	26805	26915	27025	26815	26915	27015
	(Low)	(Mid)	(High)	(Low)	(Mid)	(High)	(Low)	(Mid)	(High)
Frequency (MHz)	824.7	836.5	848.3	825.5	836.5	847.5	826.5	836.5	846.5
Conducted Power (dBm)	21.04	20.87	21.07	20.95	20.73	21.09	21.17	20.74	21.12
Conducted Power (Watts)	0.1271	0.1222	0.1279	0.1245	0.1183	0.1285	0.1309	0.1186	0.1294
ERP(dBm)	13.39	13.22	13.42	13.30	13.08	13.44	13.52	13.09	13.47
ERP(Watts)	0.0218	0.0210	0.0220	0.0214	0.0203	0.0221	0.0225	0.0204	0.0222

LTE Band 26 (GT - LC = -5.5 dB) 64QAM							
Bandwidth	10M			15M			15M
Channel	26840	26915	26990	26865	26915	26965	26790
	(Low)	(Mid)	(High)	(Low)	(Mid)	(High)	(Low)
Frequency (MHz)	829	836.5	844	831.5	836.5	841.5	824
Conducted Power (dBm)	21.07	20.77	21.01	21.17	20.92	21.16	20.84
Conducted Power (Watts)	0.1279	0.1194	0.1262	0.1309	0.1236	0.1306	0.1213
ERP(dBm)	13.42	13.12	13.36	13.52	13.27	13.51	10.49
ERP(Watts)	0.0220	0.0205	0.0217	0.0225	0.0212	0.0224	0.0112



LTE Band 66 (GT - LC = -1.2 dB) QPSK									
Bandwidth	1.4M			3M			5M		
Channel	131979	132322	132665	131987	132322	132657	131997	132322	132647
	(Low)	(Mid)	(High)	(Low)	(Mid)	(High)	(Low)	(Mid)	(High)
Frequency (MHz)	1710.7	1745	1779.3	1711.5	1745	1778.5	1712.5	1745	1777.5
Conducted Power (dBm)	22.17	22.47	22.31	22.44	22.44	22.31	22.44	22.45	22.20
Conducted Power (Watts)	0.1648	0.1766	0.1702	0.1754	0.1754	0.1702	0.1754	0.1758	0.1660
EIRP(dBm)	20.97	21.27	21.11	21.24	21.24	21.11	21.24	21.25	21.00
EIRP(Watts)	0.1250	0.1340	0.1291	0.1330	0.1330	0.1291	0.1330	0.1334	0.1259

LTE Band 66 (GT - LC = -1.2 dB) QPSK									
Bandwidth	10M			15M			20M		
Channel	132022	132322	132622	132047	132322	132597	132072	132322	132572
	(Low)	(Mid)	(High)	(Low)	(Mid)	(High)	(Low)	(Mid)	(Mid)
Frequency (MHz)	1715	1745	1775	1717.5	1745	1772.5	1720	1745	1770
Conducted Power (dBm)	22.43	22.42	22.26	22.30	22.44	22.19	22.46	22.49	22.41
Conducted Power (Watts)	0.1750	0.1746	0.1683	0.1698	0.1754	0.1656	0.1762	0.1774	0.1742
EIRP(dBm)	21.23	21.22	21.06	21.10	21.24	20.99	21.26	21.29	21.21
EIRP(Watts)	0.1327	0.1324	0.1276	0.1288	0.1330	0.1256	0.1337	0.1346	0.1321



LTE Band 66 (GT - LC = -1.2 dB) 16QAM									
Bandwidth	1.4M			3M			5M		
Channel	131979	132322	132665	131987	132322	132657	131997	132322	132647
	(Low)	(Mid)	(High)	(Low)	(Mid)	(High)	(Low)	(Mid)	(High)
Frequency (MHz)	1710.7	1745	1779.3	1711.5	1745	1778.5	1712.5	1745	1777.5
Conducted Power (dBm)	21.34	21.46	21.18	21.36	21.53	21.41	21.50	21.55	21.57
Conducted Power (Watts)	0.1361	0.1400	0.1312	0.1368	0.1422	0.1384	0.1413	0.1429	0.1435
EIRP(dBm)	20.14	20.26	19.98	20.16	20.33	20.21	20.30	20.35	20.37
EIRP(Watts)	0.1033	0.1062	0.0995	0.1038	0.1079	0.1050	0.1072	0.1084	0.1089

LTE Band 66 (GT - LC = -1.2 dB) 16QAM									
Bandwidth	10M			15M			20M		
Channel	132022	132322	132622	132047	132322	132597	132072	132322	132572
	(Low)	(Mid)	(High)	(Low)	(Mid)	(High)	(Low)	(Mid)	(Mid)
Frequency (MHz)	1715	1745	1775	1717.5	1745	1772.5	1720	1745	1770
Conducted Power (dBm)	21.53	21.70	21.44	21.46	21.55	21.39	21.55	21.79	21.57
Conducted Power (Watts)	0.1422	0.1479	0.1393	0.1400	0.1429	0.1377	0.1429	0.1510	0.1435
EIRP(dBm)	20.33	20.50	20.24	20.26	20.35	20.19	20.35	20.59	20.37
EIRP(Watts)	0.1079	0.1122	0.1057	0.1062	0.1084	0.1045	0.1084	0.1146	0.1089



LTE Band 66 (GT - LC = -1.2 dB) 64QAM									
Bandwidth	1.4M			3M			5M		
Channel	131979	132322	132665	131987	132322	132657	131997	132322	132647
	(Low)	(Mid)	(High)	(Low)	(Mid)	(High)	(Low)	(Mid)	(High)
Frequency (MHz)	1710.7	1745	1779.3	1711.5	1745	1778.5	1712.5	1745	1777.5
Conducted Power (dBm)	20.36	20.59	20.46	20.57	20.62	20.70	20.66	20.48	20.59
Conducted Power (Watts)	0.1086	0.1146	0.1112	0.1140	0.1153	0.1175	0.1164	0.1117	0.1146
EIRP(dBm)	19.16	19.39	19.26	19.37	19.42	19.50	19.46	19.28	19.39
EIRP(Watts)	0.0824	0.0869	0.0843	0.0865	0.0875	0.0891	0.0883	0.0847	0.0869

LTE Band 66 (GT - LC = -1.2 dB) 64QAM									
Bandwidth	10M			15M			20M		
Channel	132022	132322	132622	132047	132322	132597	132072	132322	132572
	(Low)	(Mid)	(High)	(Low)	(Mid)	(High)	(Low)	(Mid)	(Mid)
Frequency (MHz)	1715	1745	1775	1717.5	1745	1772.5	1720	1745	1770
Conducted Power (dBm)	20.77	20.49	20.52	20.68	20.47	20.68	20.78	20.66	20.71
Conducted Power (Watts)	0.1194	0.1119	0.1127	0.1169	0.1114	0.1169	0.1197	0.1164	0.1178
EIRP(dBm)	19.57	19.29	19.32	19.48	19.27	19.48	19.58	19.46	19.51
EIRP(Watts)	0.0906	0.0849	0.0855	0.0887	0.0845	0.0887	0.0908	0.0883	0.0893



CA EIRP

LTE Band 5B CA (GT - LC = -5.5 dB) QPSK							
Bandwidth	3M + 5M	5M + 3M	5M+10M	10M+5M	10M+10M		
Channel PCC	20501	20510	20478	20500	20450	20476	20501
	(Mid)	(Mid)	(Mid)	(Mid)	(Low)	(Mid)	(High)
Channel SCC	20540	20549	20550	20572	20549	20575	20600
	(Mid)	(Mid)	(Mid)	(Mid)	(Low)	(Mid)	(High)
Conducted Power (dBm)	22.41	22.46	22.37	22.40	22.49	22.54	22.45
Conducted Power (Watts)	0.1742	0.1762	0.1726	0.1738	0.1774	0.1795	0.1758
ERP(dBm)	14.76	14.81	14.72	14.75	14.84	14.89	14.80
ERP(Watts)	0.0299	0.0303	0.0296	0.0299	0.0305	0.0308	0.0302

LTE Band 5B CA (GT - LC = -5.5 dB) 16QAM							
Bandwidth	3M + 5M	5M + 3M	5M+10M	10M+5M	10M+10M		
Channel PCC	20501	20510	20478	20500	20450	20476	20501
	(Mid)	(Mid)	(Mid)	(Mid)	(Low)	(Mid)	(High)
Channel SCC	20540	20549	20550	20572	20549	20575	20600
	(Mid)	(Mid)	(Mid)	(Mid)	(Low)	(Mid)	(High)
Conducted Power (dBm)	21.43	21.46	21.50	21.51	21.52	21.52	21.65
Conducted Power (Watts)	0.1390	0.1400	0.1413	0.1416	0.1419	0.1419	0.1462
ERP(dBm)	13.78	13.81	13.85	13.86	13.87	13.87	14.00
ERP(Watts)	0.0239	0.0240	0.0243	0.0243	0.0244	0.0244	0.0251



LTE Band 66B CA (GT - LC = -1.2 dB) QPSK								
Bandwidth	5M + 5M	5M + 10M	5M + 15M	10M + 5M	15M + 5M	10M + 10M		
Channel PCC	131997	132000	132022	132022	132047	132022	132373	132523
	(Low)	(Low)	(Low)	(Low)	(Low)	(Low)	(Mid)	(High)
Channel SCC	132045	132072	132095	132094	132140	132121	132472	132622
	(Low)	(Low)	(Low)	(Low)	(Low)	(Low)	(Mid)	(High)
Conducted Power (dBm)	22.25	22.31	22.29	22.24	22.37	22.37	22.23	22.26
Conducted Power (Watts)	0.1679	0.1702	0.1694	0.1675	0.1726	0.1726	0.1671	0.1683
EIRP(dBm)	21.05	21.11	21.09	21.04	21.17	21.17	21.03	21.06
EIRP(Watts)	0.1274	0.1291	0.1285	0.1271	0.1309	0.1309	0.1268	0.1276

LTE Band 66B CA (GT - LC = -1.2 dB) 16QAM								
Bandwidth	5M + 5M	5M + 10M	5M + 15M	10M + 5M	15M + 5M	10M + 10M		
Channel PCC	131997	132000	132022	132022	132047	132022	132373	132523
	(Low)	(Low)	(Low)	(Low)	(Low)	(Low)	(Mid)	(High)
Channel SCC	132045	132072	132095	132094	132140	132121	132472	132622
	(Low)	(Low)	(Low)	(Low)	(Low)	(Low)	(Mid)	(High)
Conducted Power (dBm)	21.52	21.44	21.46	21.52	21.43	21.57	21.40	21.31
Conducted Power (Watts)	0.1419	0.1393	0.1400	0.1419	0.1390	0.1435	0.1380	0.1352
EIRP(dBm)	20.32	20.24	20.26	20.32	20.23	20.37	20.20	20.11
EIRP(Watts)	0.1076	0.1057	0.1062	0.1076	0.1054	0.1089	0.1047	0.1026





LTE Band 66C CA (GT - LC = -1.2 dB) QPSK						
Bandwidth	5+20M	10+15M	10+20M	15+10M	15+15M	15+20M
Channel PCC	132005	132025	132027	132047	132047	132050
	(Low)	(Low)	(Low)	(Low)	(Low)	(Low)
Channel SCC	132122	132145	132171	132167	132197	132221
	(Low)	(Low)	(Low)	(Low)	(Low)	(Low)
Conducted Power (dBm)	22.21	22.29	22.32	22.25	22.23	22.23
Conducted Power (Watts)	0.1663	0.1694	0.1706	0.1679	0.1671	0.1671
EIRP(dBm)	21.01	21.09	21.12	21.05	21.03	21.03
EIRP(Watts)	0.1262	0.1285	0.1294	0.1274	0.1268	0.1268
LTE Band 66C CA (GT - LC = -1.2 dB) QPSK						
Bandwidth	20+5M	20+10M	20+15M	20M+20M		
Channel PCC	132072	132072	132072	132072	132323	132374
	(Low)	(Low)	(Low)	(Low)	(Mid)	(High)
Channel SCC	132189	132216	132243	132270	132521	132572
	(Low)	(Low)	(Low)	(Low)	(Mid)	(High)
Conducted Power (dBm)	22.21	22.25	22.23	22.48	22.34	22.27
Conducted Power (Watts)	0.1663	0.1679	0.1671	0.1770	0.1714	0.1687
EIRP(dBm)	21.01	21.05	21.03	21.28	21.14	21.07
EIRP(Watts)	0.1262	0.1274	0.1268	0.1343	0.1300	0.1279



LTE Band 66C CA (GT - LC = -1.2 dB) 16QAM						
Bandwidth	5+20M	10+15M	10+20M	15+10M	15+15M	15+20M
Channel PCC	132005	132025	132027	132047	132047	132050
	(Low)	(Low)	(Low)	(Low)	(Low)	(Low)
Channel SCC	132122	132145	132171	132167	132197	132221
	(Low)	(Low)	(Low)	(Low)	(Low)	(Low)
Conducted Power (dBm)	21.40	21.50	21.42	21.44	21.47	21.48
Conducted Power (Watts)	0.1380	0.1413	0.1387	0.1393	0.1403	0.1406
EIRP(dBm)	20.20	20.30	20.22	20.24	20.27	20.28
EIRP(Watts)	0.1047	0.1072	0.1052	0.1057	0.1064	0.1067
LTE Band 66C CA (GT - LC = -1.2 dB) 16QAM						
Bandwidth	20+5M	20+10M	20+15M	20M+20M		
Channel PCC	132072	132072	132072	132072	132323	132374
	(Low)	(Low)	(Low)	(Low)	(Mid)	(High)
Channel SCC	132189	132216	132243	132270	132521	132572
	(Low)	(Low)	(Low)	(Low)	(Mid)	(High)
Conducted Power (dBm)	21.47	21.48	21.45	21.72	21.55	21.46
Conducted Power (Watts)	0.1403	0.1406	0.1396	0.1486	0.1429	0.1400
EIRP(dBm)	20.27	20.28	20.25	20.52	20.35	20.26
EIRP(Watts)	0.1064	0.1067	0.1059	0.1127	0.1084	0.1062

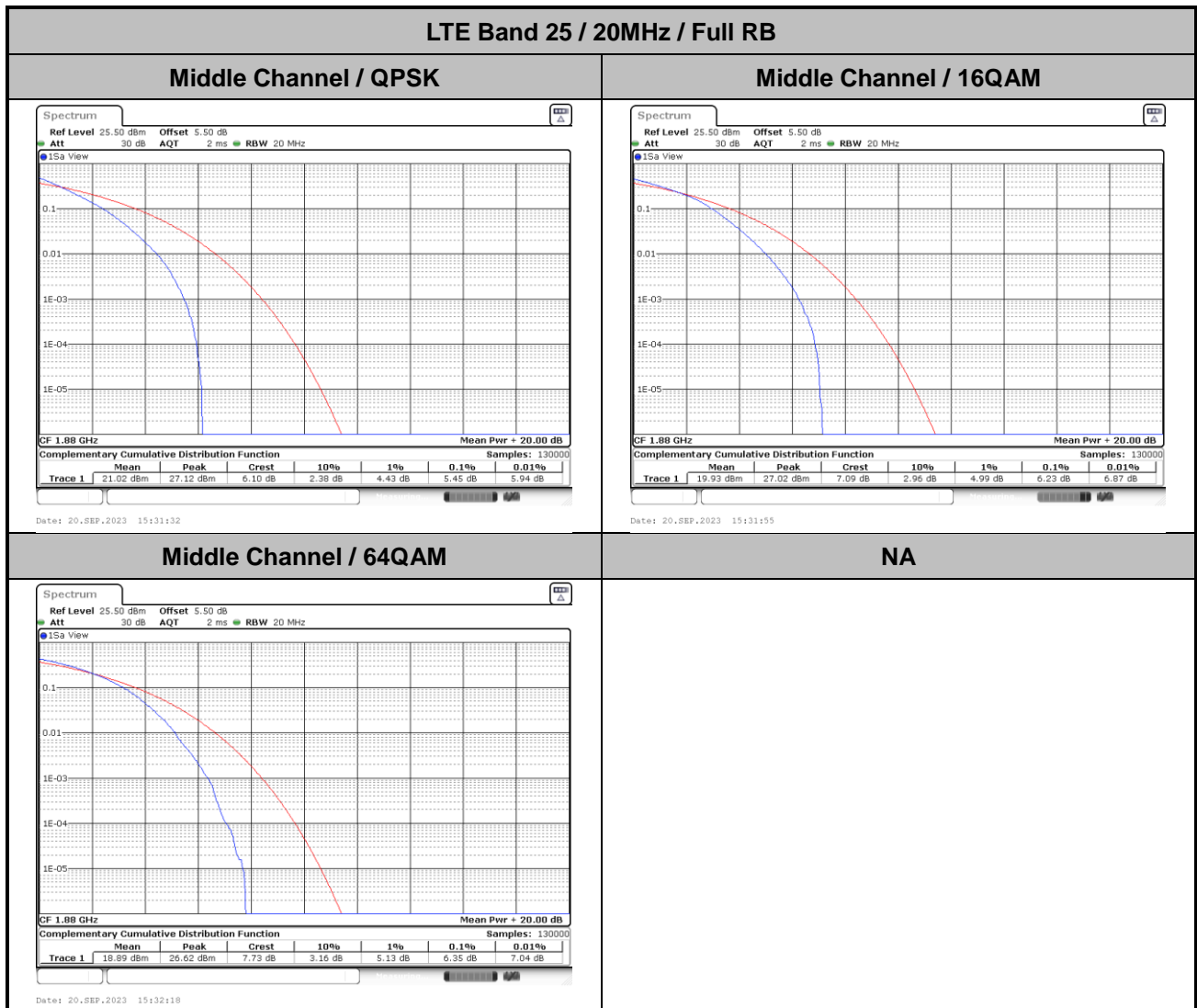
Note: For LTE CA, only the maximum power of 16QAM/64QAM for ERP/EIRP calculation is shown in the RF test report.



# LTE Band 25

## Peak-to-Average Ratio

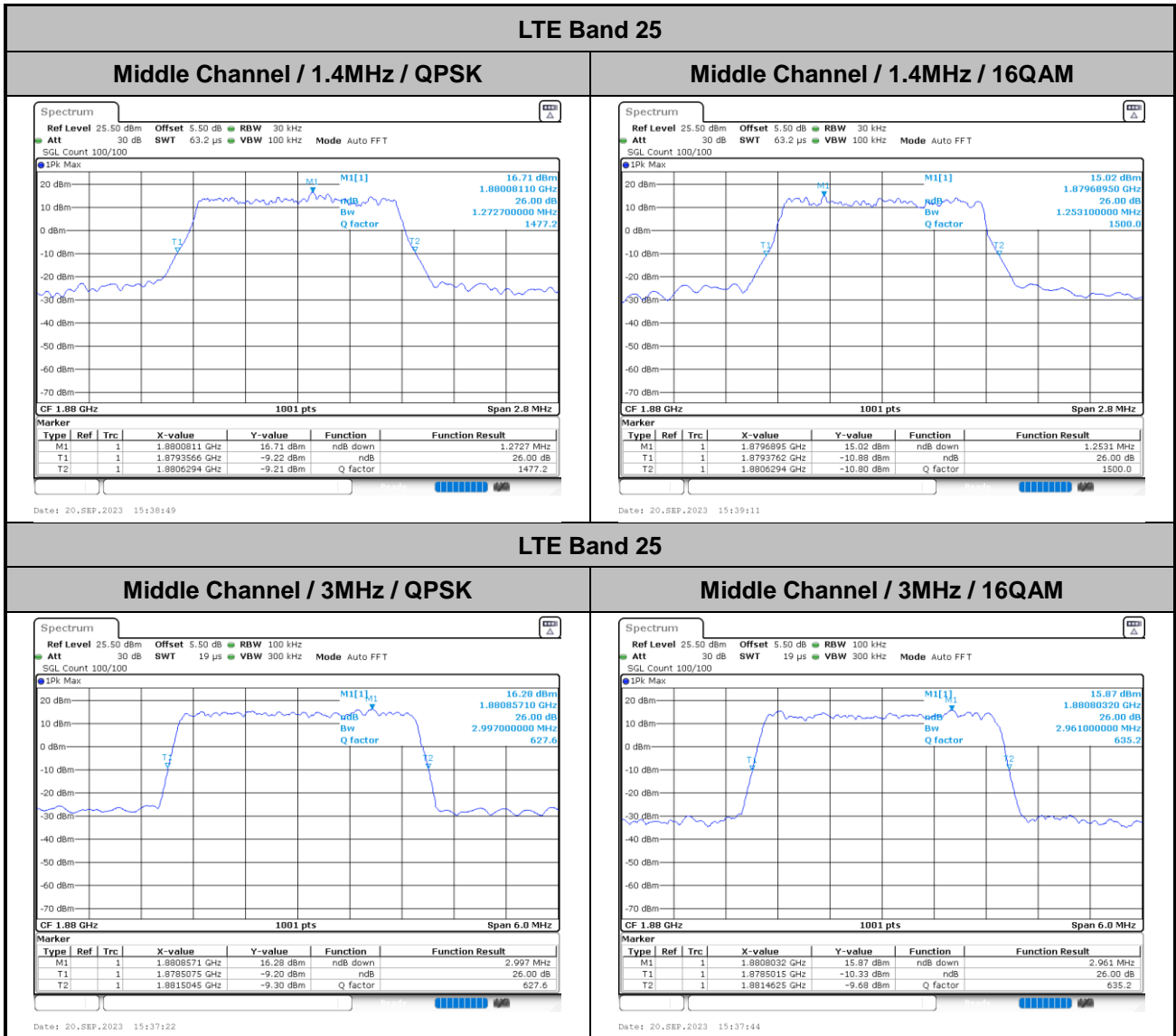
Mode	LTE Band 25 / 20MHz			
Mod.	QPSK	16QAM	64QAM	Limit: 13dB
RB Size	Full RB			Result
Middle CH	5.45	6.23	6.35	PASS





## 26dB Bandwidth

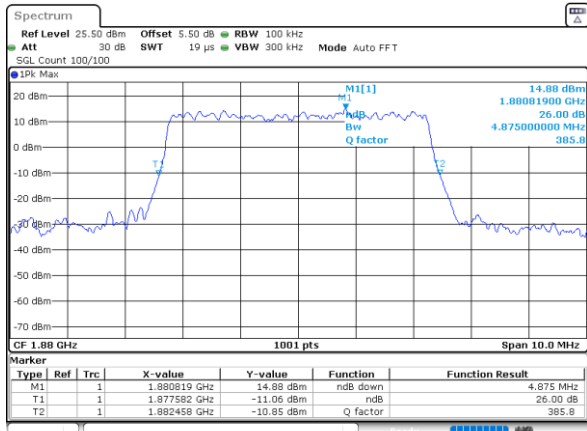
Mode	LTE Band 25 : 26dB BW(MHz)											
	1.4MHz		3MHz		5MHz		10MHz		15MHz		20MHz	
Mod.	QPSK	16QAM	QPSK	16QAM	QPSK	16QAM	QPSK	16QAM	QPSK	16QAM	QPSK	16QAM
Middle CH	1.27	1.25	3.00	2.96	4.88	4.90	9.83	9.81	14.57	14.63	19.02	18.98





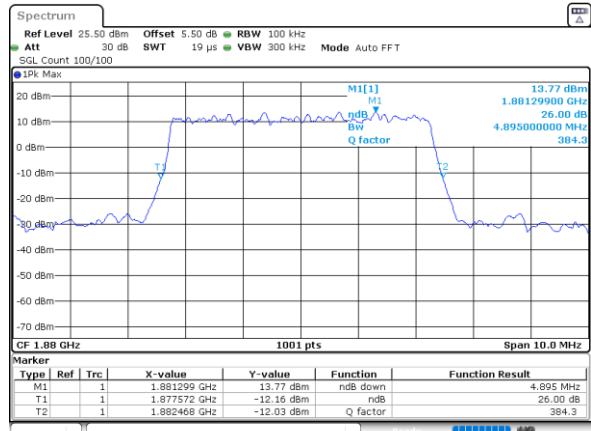
LTE Band 25

Middle Channel / 5MHz / QPSK



Date: 20\_SEP\_2023 15:35:56

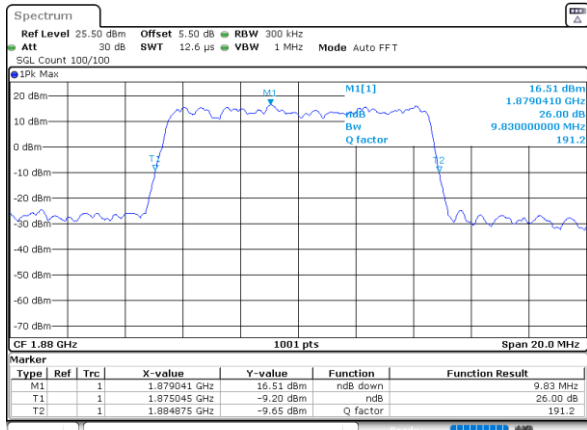
Middle Channel / 5MHz / 16QAM



Date: 20\_SEP\_2023 15:36:17

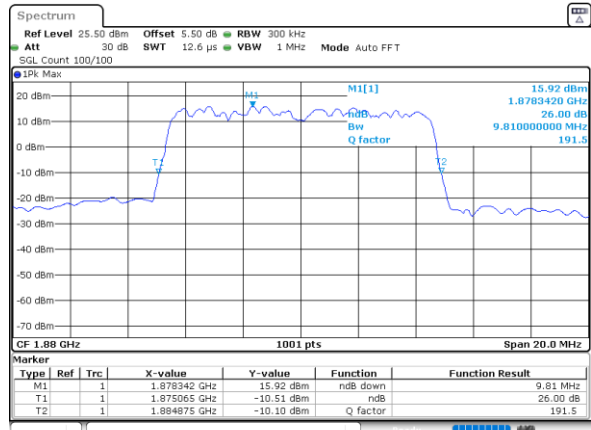
LTE Band 25

Middle Channel / 10MHz / QPSK



Date: 20\_SEP\_2023 15:34:29

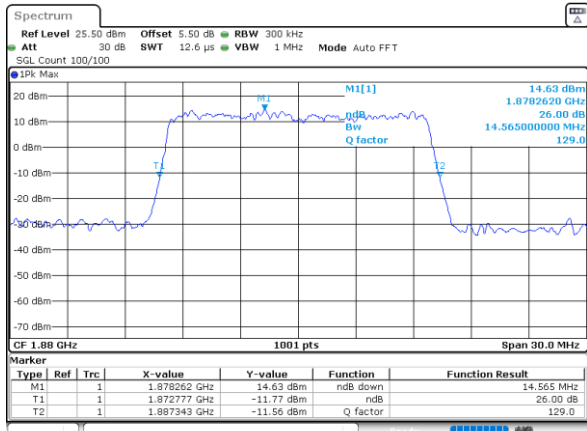
Middle Channel / 10MHz / 16QAM



Date: 20\_SEP\_2023 15:34:51

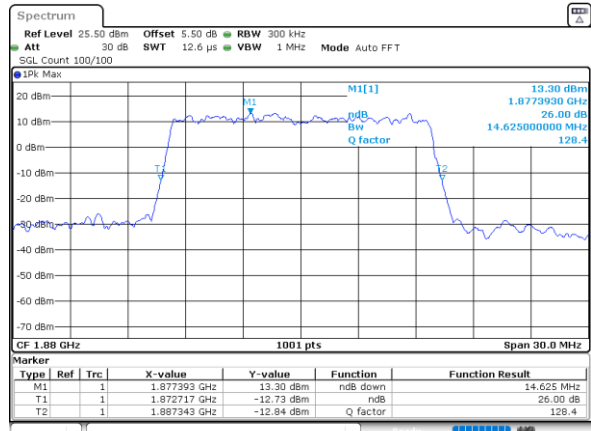
LTE Band 25

Middle Channel / 15MHz / QPSK



Date: 20\_SEP\_2023 15:33:02

Middle Channel / 15MHz / 16QAM

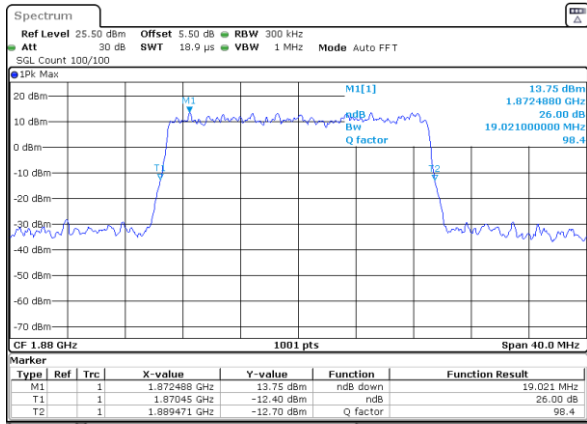


Date: 20\_SEP\_2023 15:33:24

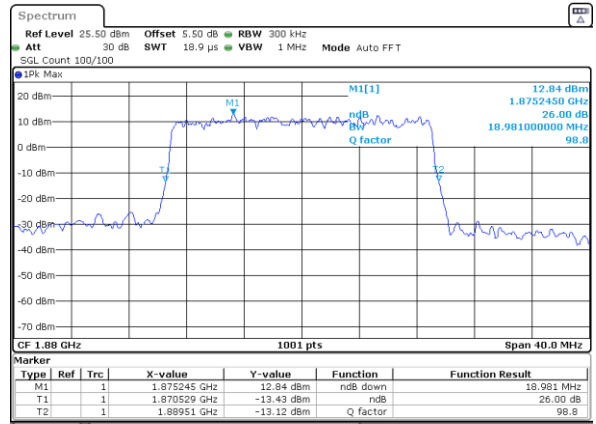


LTE Band 25

Middle Channel / 20MHz / QPSK



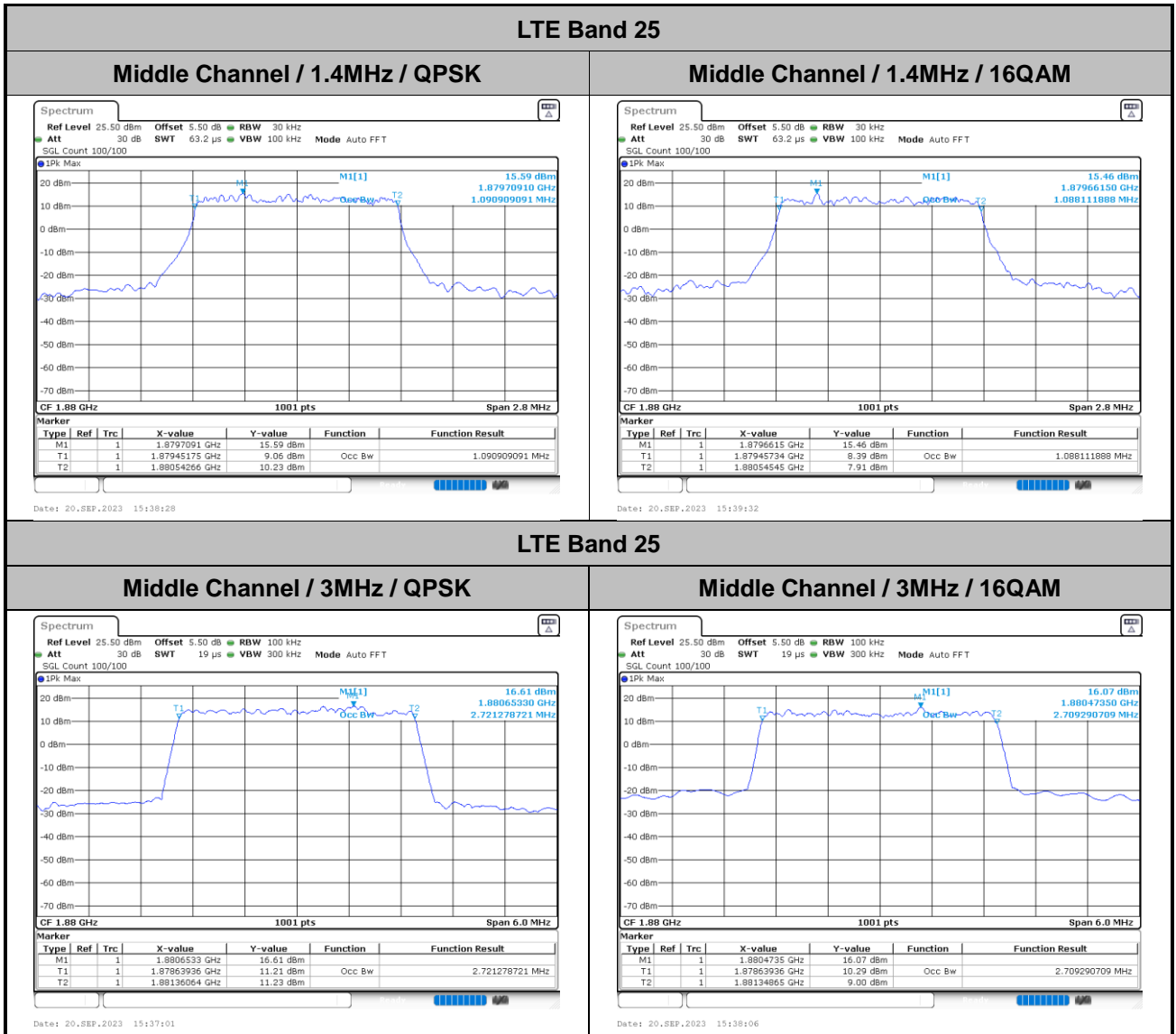
Middle Channel / 20MHz / 16QAM





# Occupied Bandwidth

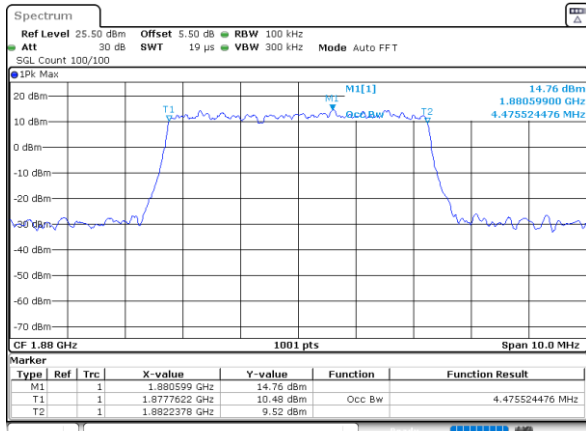
Mode	LTE Band 25 : 99%OBW(MHz)											
BW	1.4MHz		3MHz		5MHz		10MHz		15MHz		20MHz	
Mod.	QPSK	16QAM	QPSK	16QAM	QPSK	16QAM	QPSK	16QAM	QPSK	16QAM	QPSK	16QAM
Middle CH	1.09	1.09	2.72	2.71	4.48	4.49	9.03	9.05	13.37	13.46	17.86	17.94





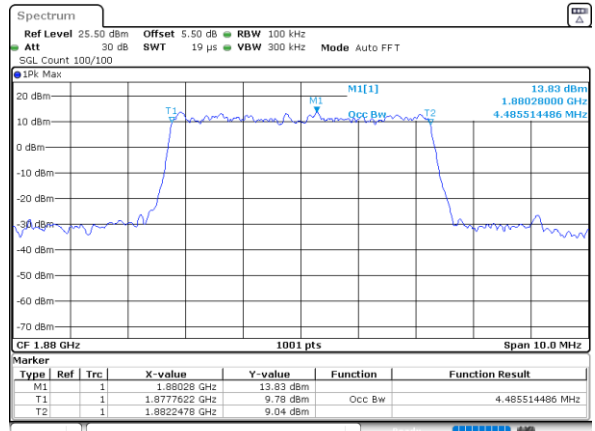
LTE Band 25

Middle Channel / 5MHz / QPSK



Date: 20\_SEP.2023 15:35:14

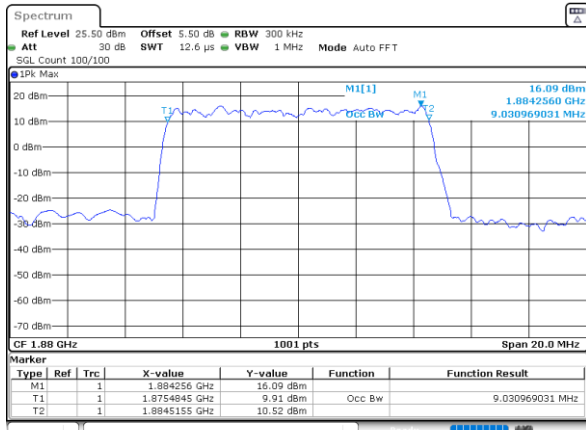
Middle Channel / 5MHz / 16QAM



Date: 20\_SEP.2023 15:36:139

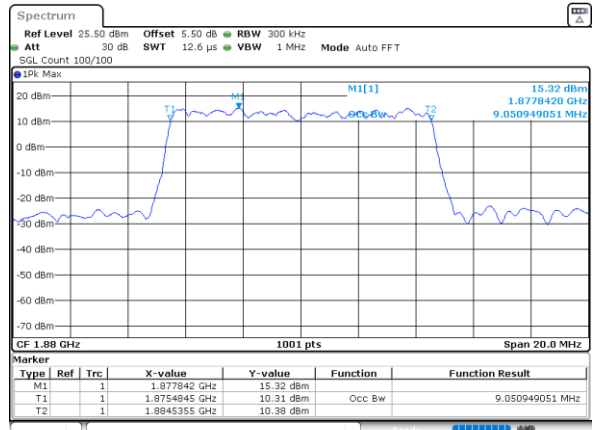
LTE Band 25

Middle Channel / 10MHz / QPSK



Date: 20\_SEP.2023 15:34:08

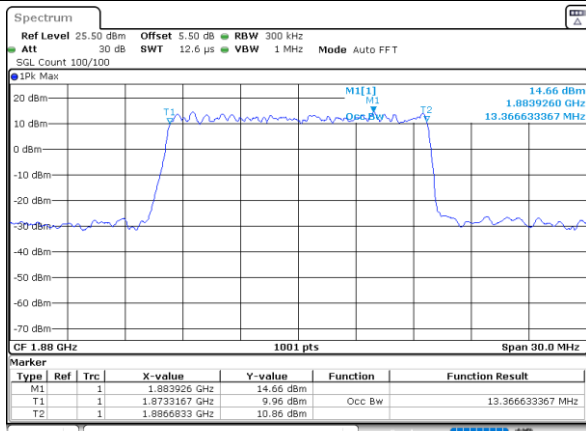
Middle Channel / 10MHz / 16QAM



Date: 20\_SEP.2023 15:35:112

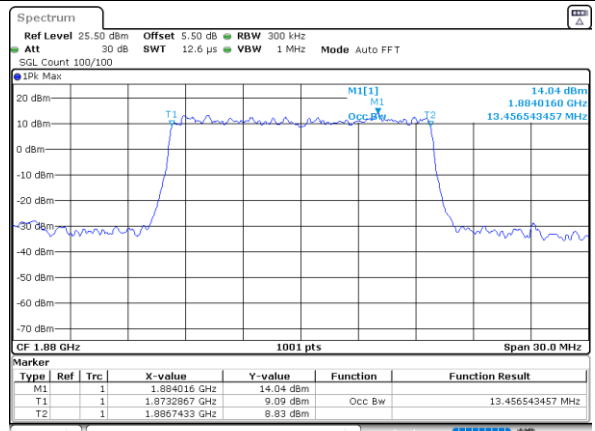
LTE Band 25

Middle Channel / 15MHz / QPSK



Date: 20\_SEP.2023 15:32:41

Middle Channel / 15MHz / 16QAM



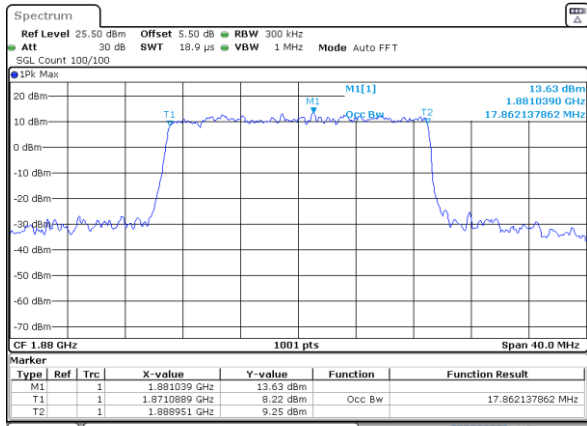
Date: 20\_SEP.2023 15:33:445





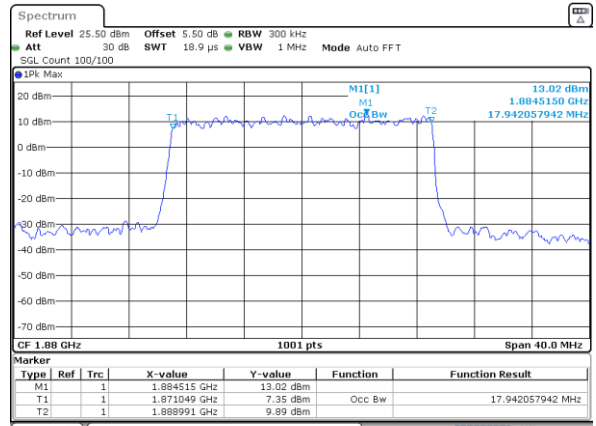
LTE Band 25

Middle Channel / 20MHz / QPSK



Date: 20\_SEP\_2023 15:20:42

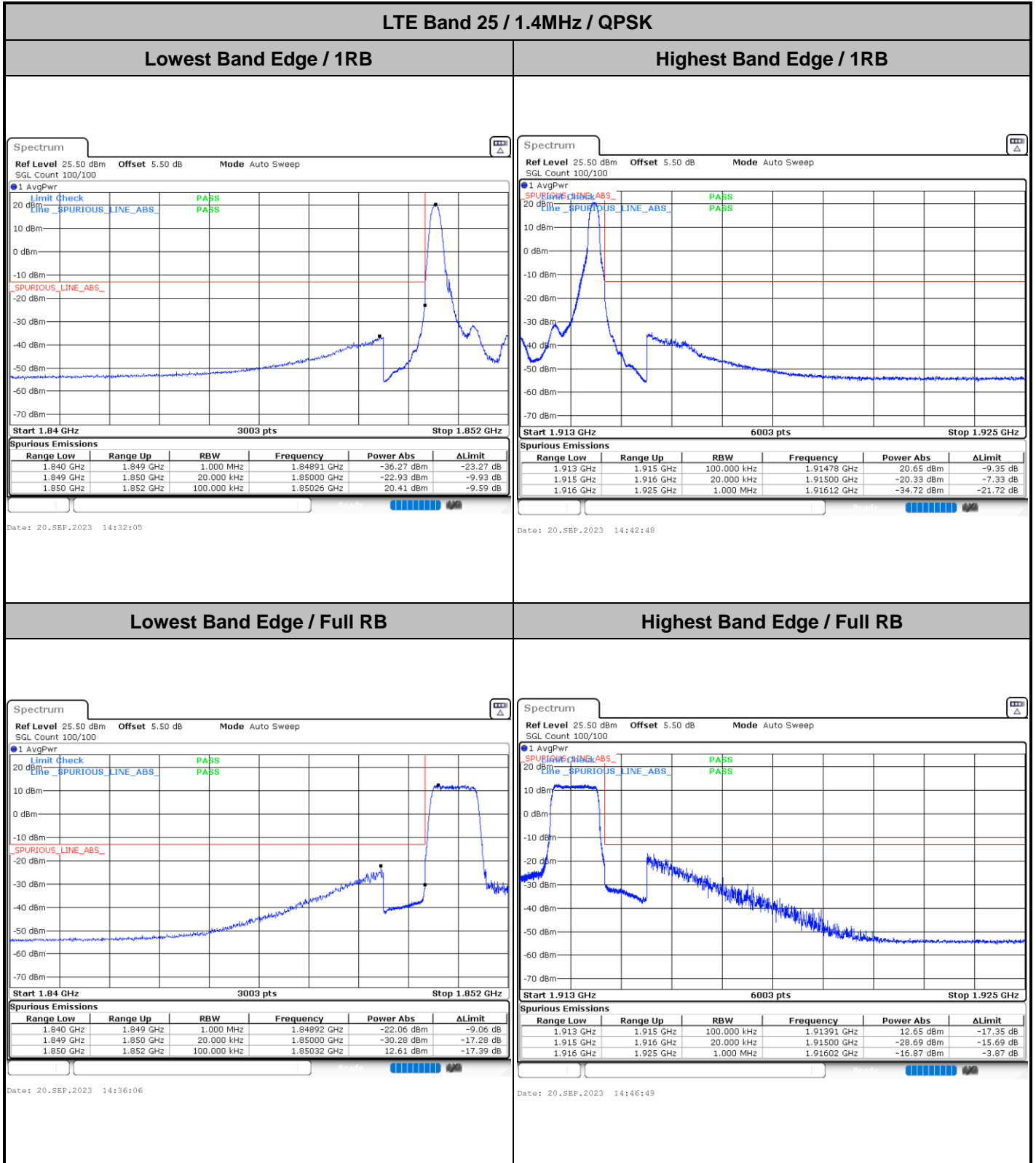
Middle Channel / 20MHz / 16QAM



Date: 20\_SEP\_2023 15:21:47



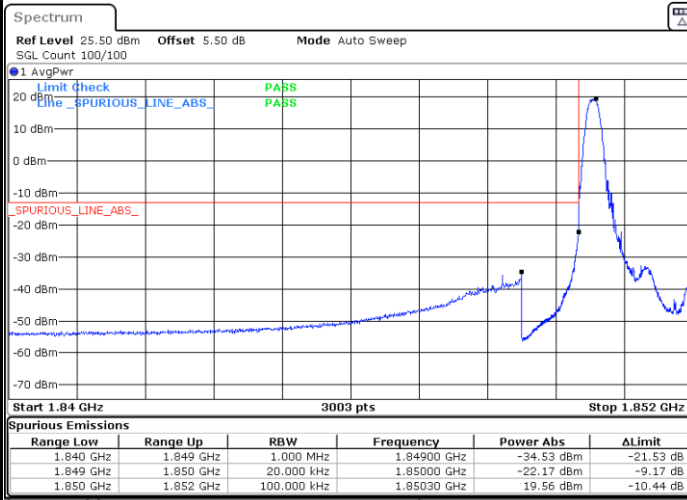
# Conducted Band Edge





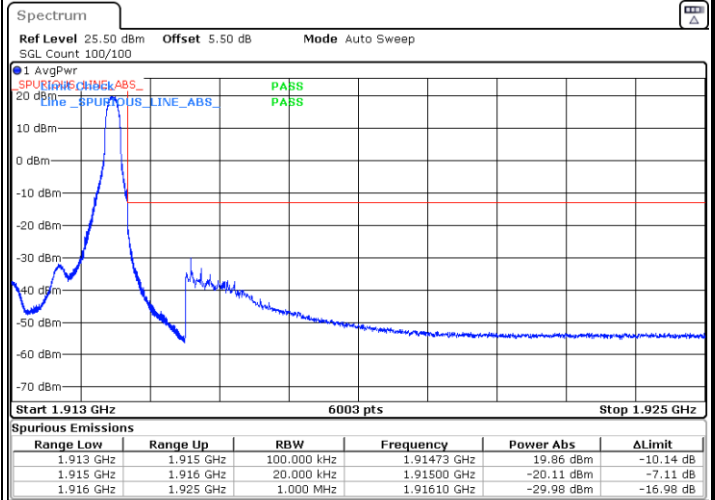
LTE Band 25 / 1.4MHz / 16QAM

Lowest Band Edge / 1 RB



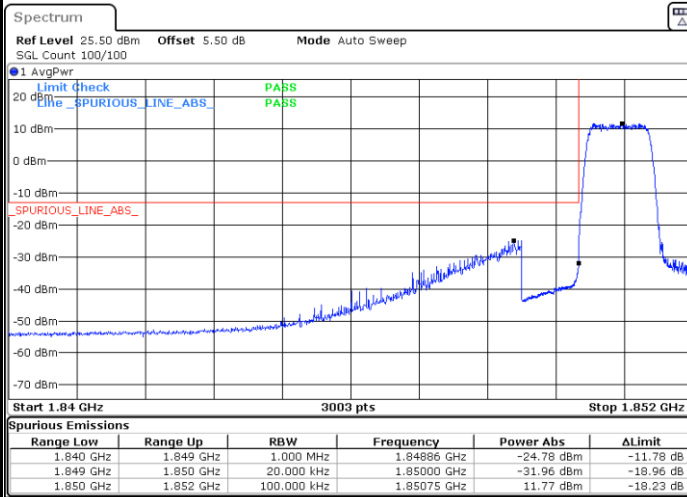
Date: 20.SEP.2023 14:33:25

Highest Band Edge / 1 RB



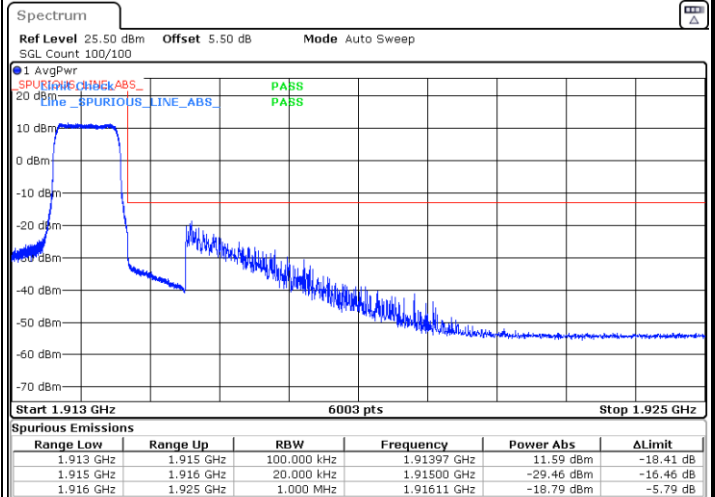
Date: 20.SEP.2023 14:44:08

Lowest Band Edge / Full RB



Date: 20.SEP.2023 14:37:26

Highest Band Edge / Full RB

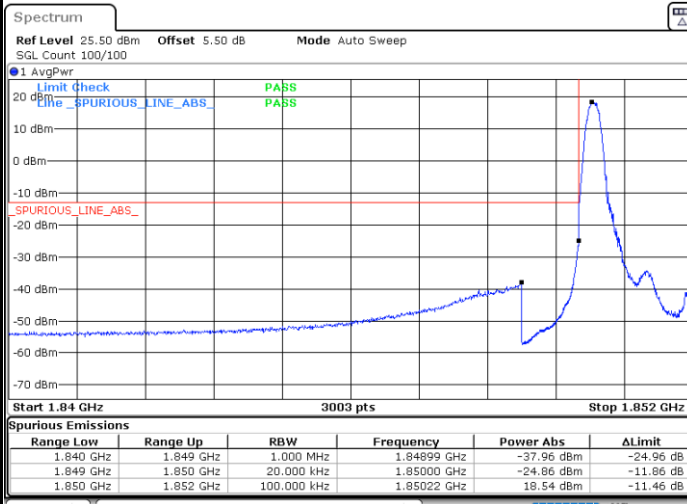


Date: 20.SEP.2023 14:48:09



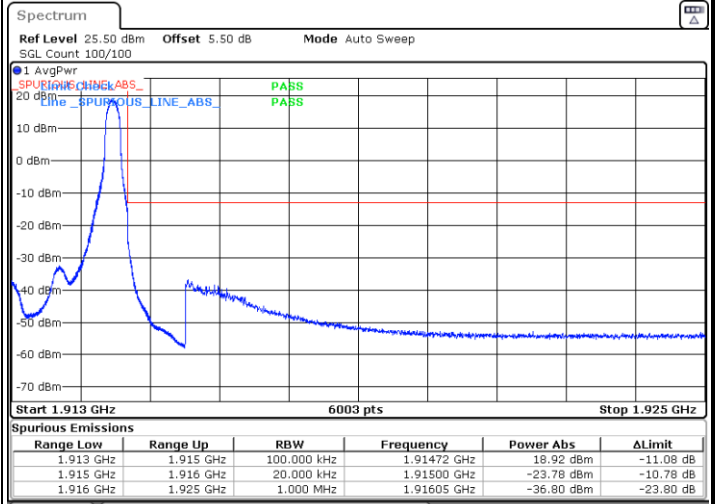
LTE Band 25 / 1.4MHz / 64QAM

Lowest Band Edge / 1RB



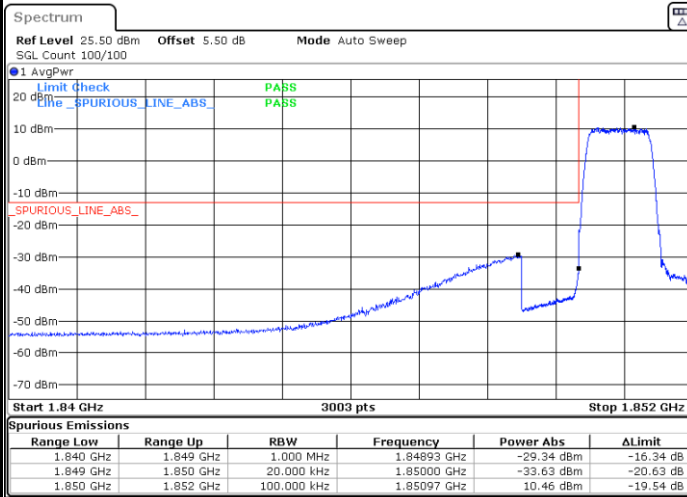
Date: 20.SEP.2023 14:34:46

Highest Band Edge / 1 RB



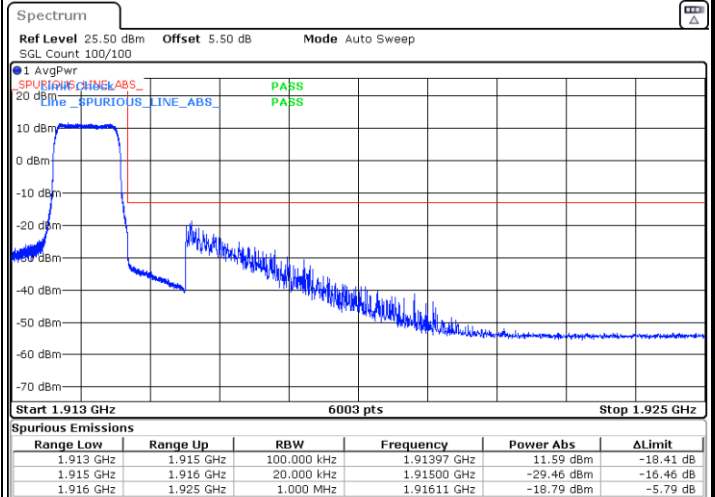
Date: 20.SEP.2023 14:45:28

Lowest Band Edge / Full RB



Date: 20.SEP.2023 14:38:46

Highest Band Edge / Full RB

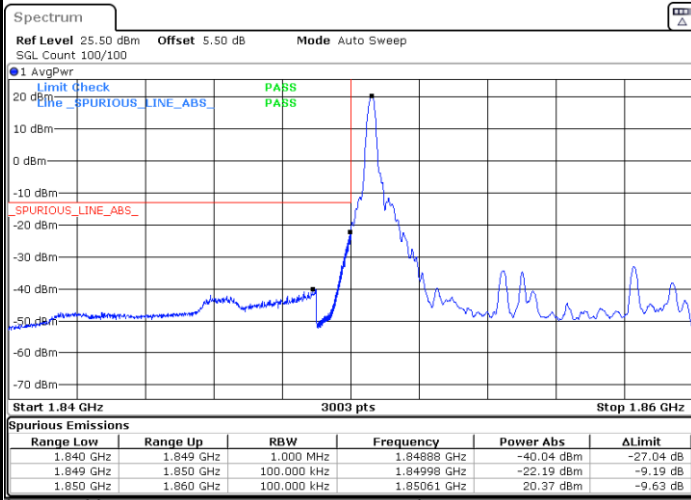


Date: 20.SEP.2023 14:48:09



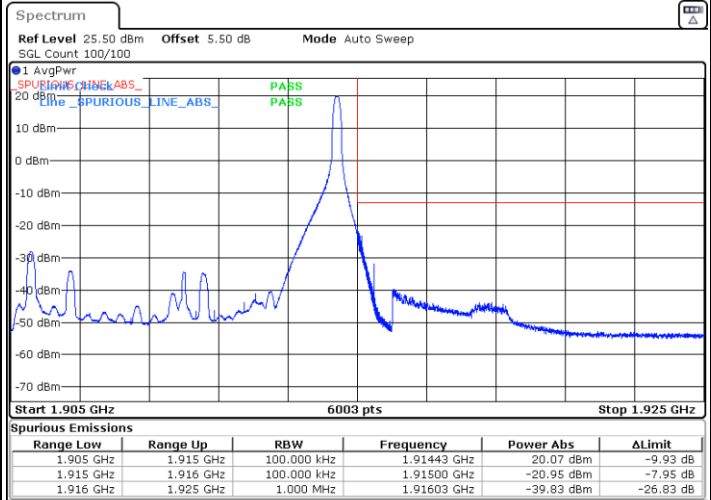
LTE Band 25 / 10MHz / QPSK

Lowest Band Edge / 1 RB



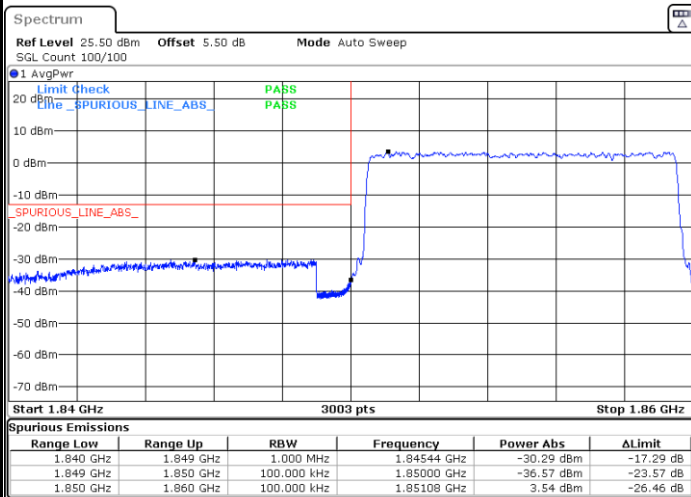
Date: 20.SEP.2023 14:54:50

Highest Band Edge / 1 RB



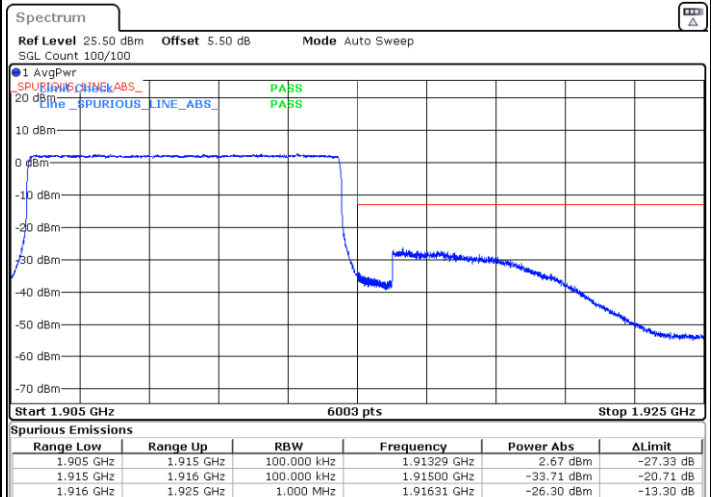
Date: 20.SEP.2023 15:06:53

Lowest Band Edge / Full RB



Date: 20.SEP.2023 14:50:50

Highest Band Edge / Full RB

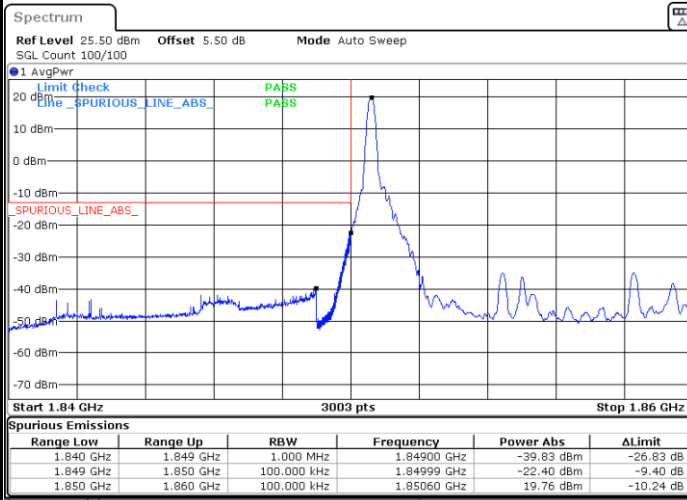


Date: 20.SEP.2023 15:02:51



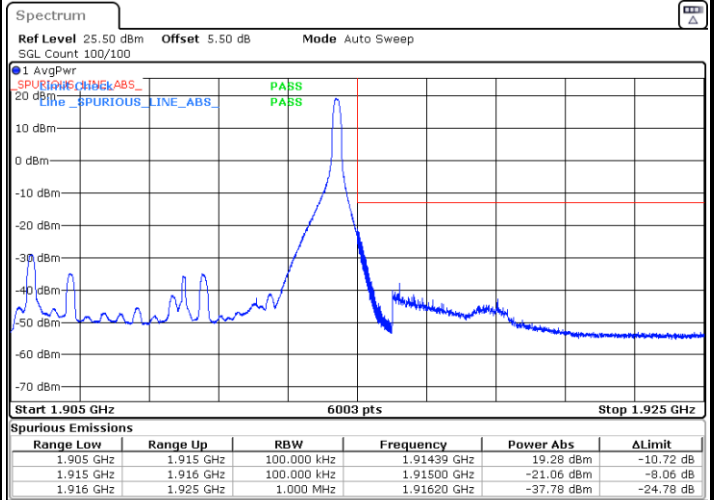
LTE Band 25 / 10MHz / 16QAM

Lowest Band Edge / 1 RB



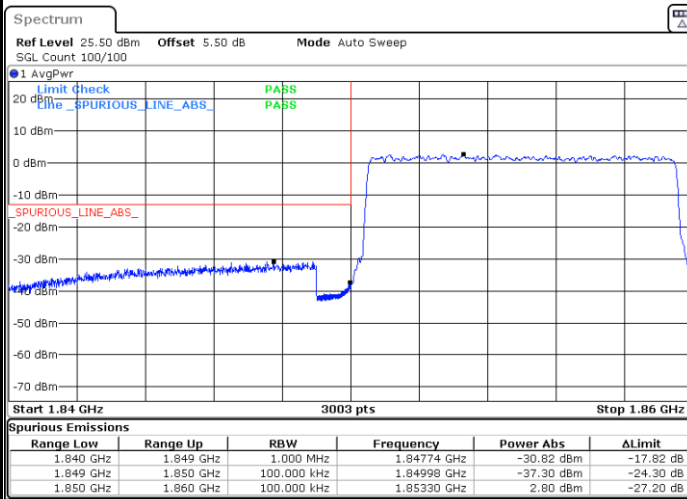
Date: 20.SEP.2023 14:57:30

Highest Band Edge / 1 RB



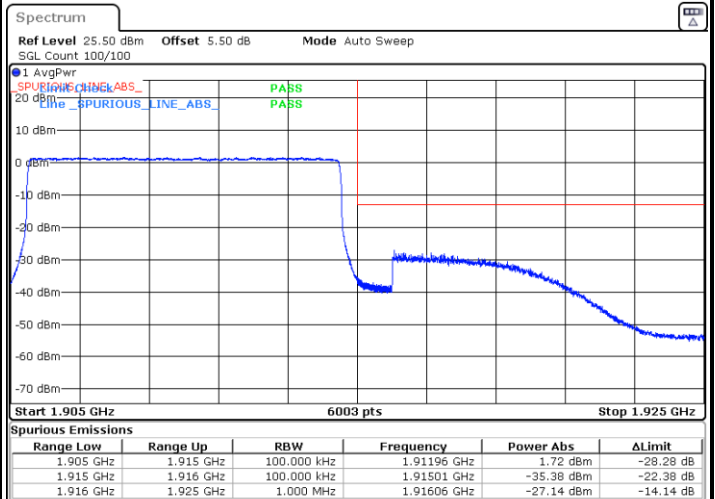
Date: 20.SEP.2023 15:08:13

Lowest Band Edge / Full RB



Date: 20.SEP.2023 14:52:10

Highest Band Edge / Full RB

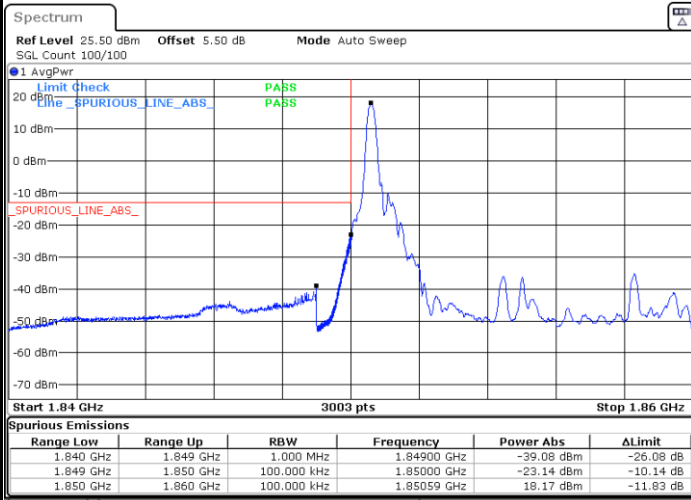


Date: 20.SEP.2023 15:04:12



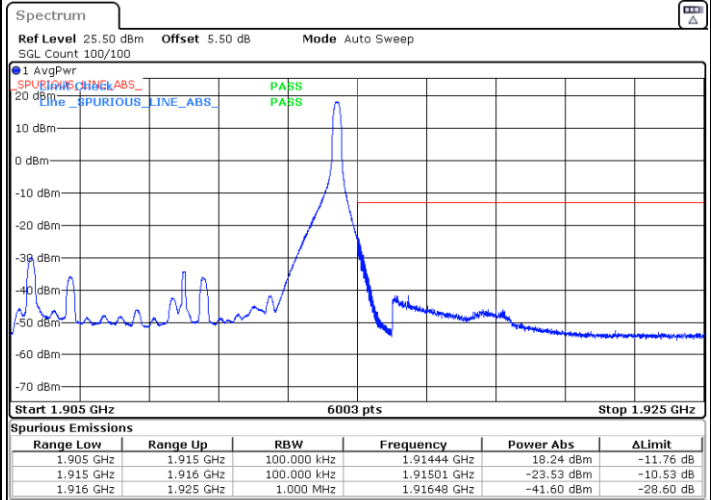
LTE Band 25 / 10MHz / 64QAM

Lowest Band Edge / 1 RB



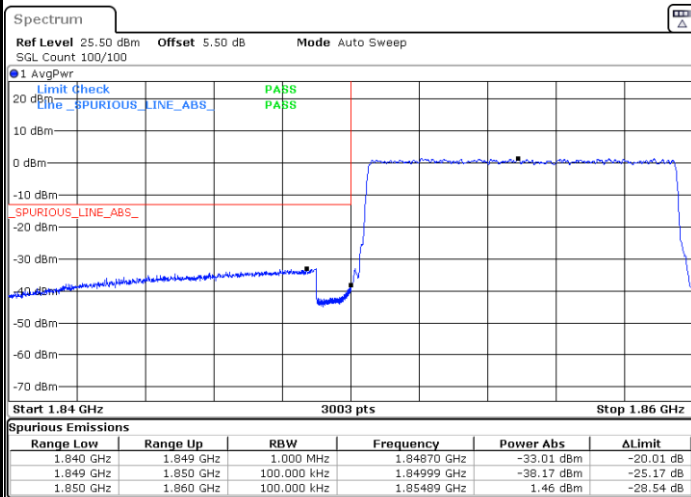
Date: 20.SEP.2023 14:58:51

Highest Band Edge / 1 RB



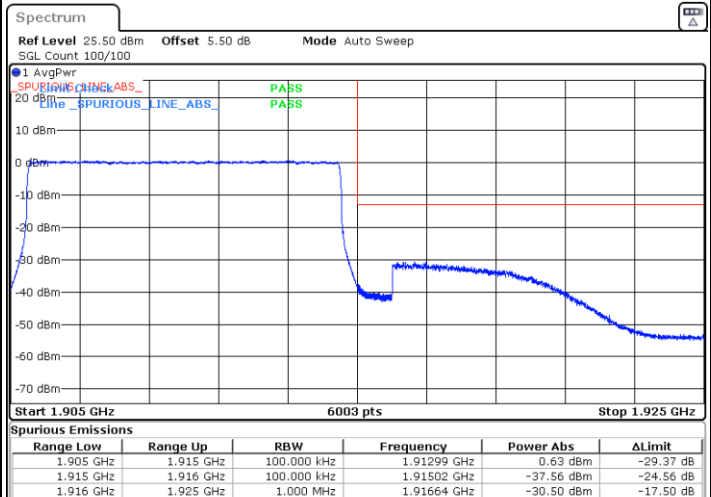
Date: 20.SEP.2023 15:09:34

Lowest Band Edge / Full RB



Date: 20.SEP.2023 14:53:30

Highest Band Edge / Full RB

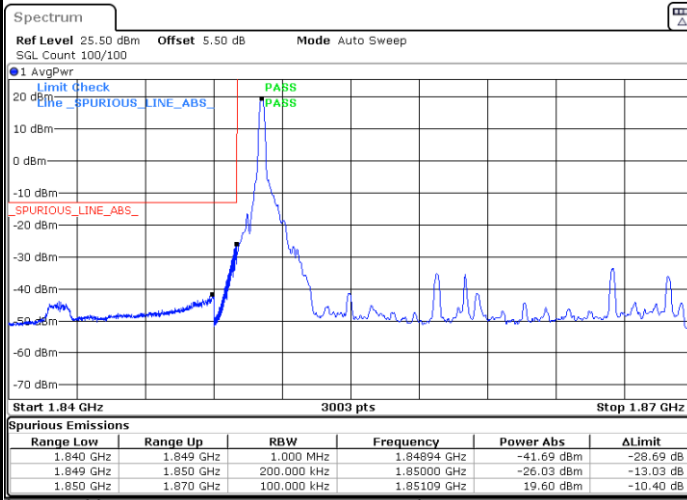


Date: 20.SEP.2023 15:05:32



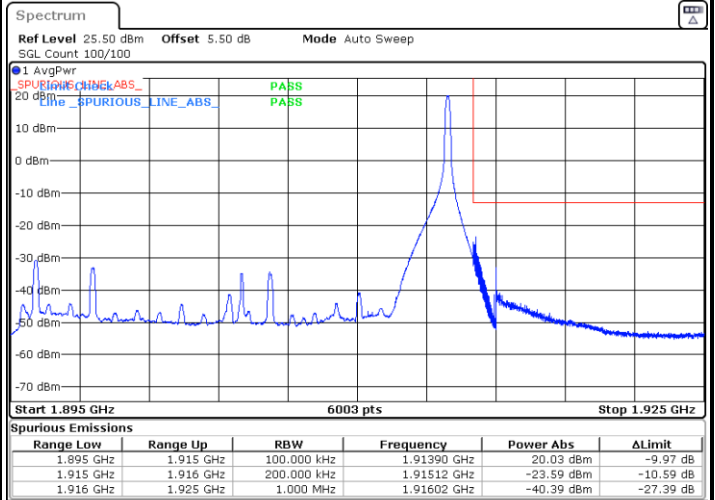
LTE Band 25 / 20MHz / QPSK

Lowest Band Edge / 1 RB



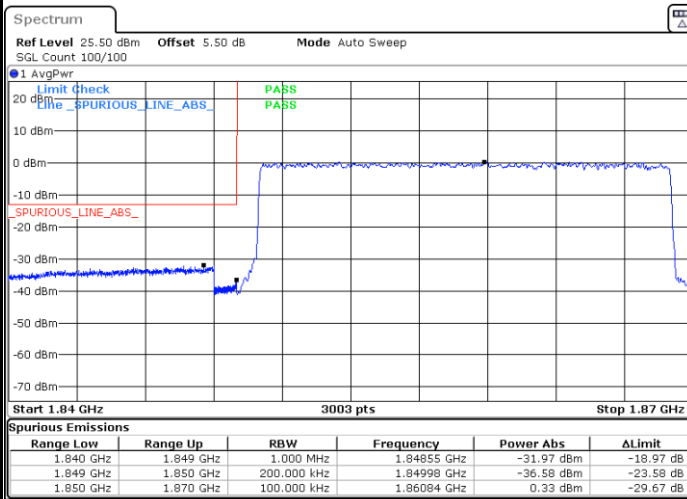
Date: 20.SEP.2023 15:16:16

Highest Band Edge / 1 RB



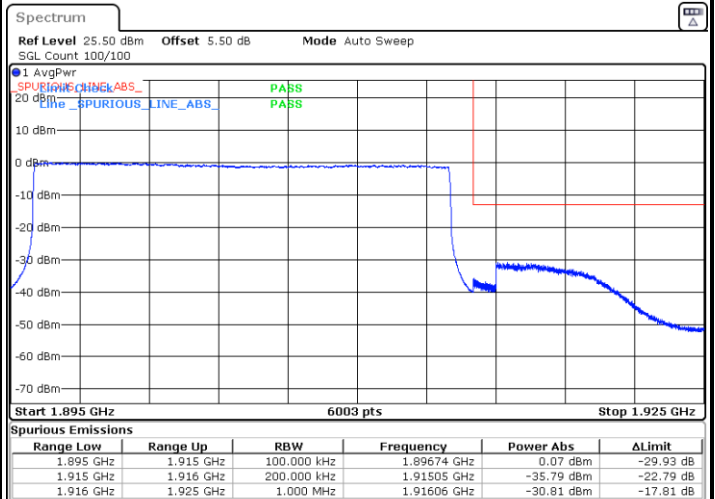
Date: 20.SEP.2023 15:28:28

Lowest Band Edge / Full RB



Date: 20.SEP.2023 15:10:54

Highest Band Edge / Full RB



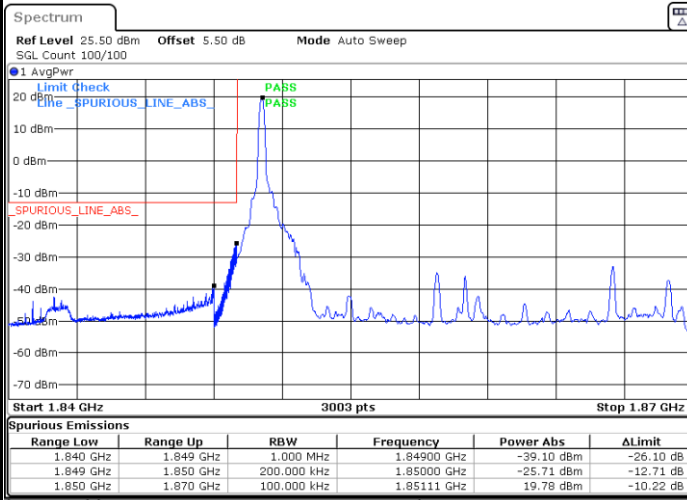
Date: 20.SEP.2023 15:24:28





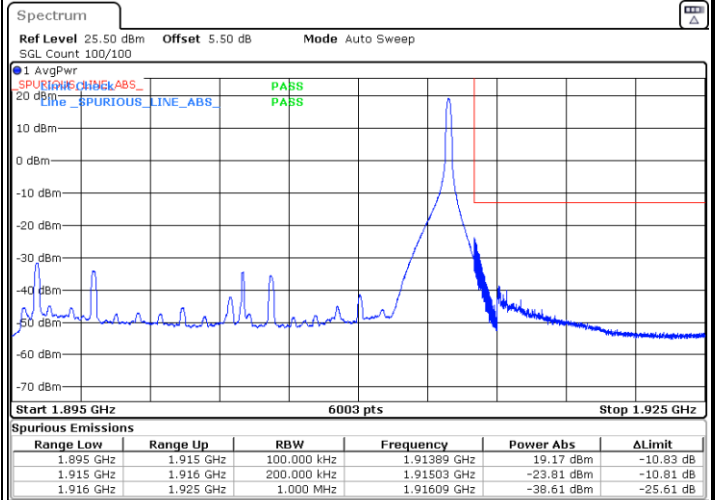
LTE Band 25 /20MHz / 16QAM

Lowest Band Edge / 1 RB



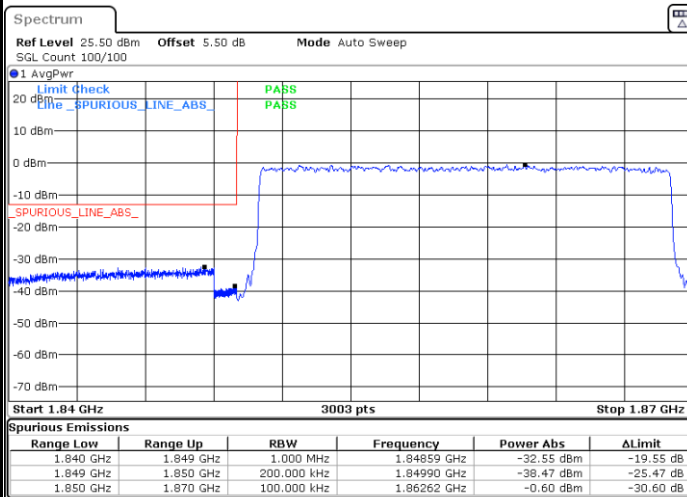
Date: 20.SEP.2023 15:17:39

Highest Band Edge / 1 RB



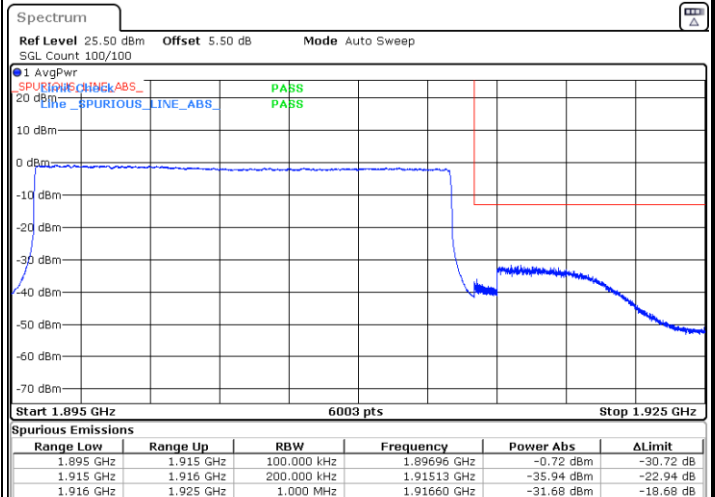
Date: 20.SEP.2023 15:29:49

Lowest Band Edge / Full RB



Date: 20.SEP.2023 15:12:15

Highest Band Edge / Full RB

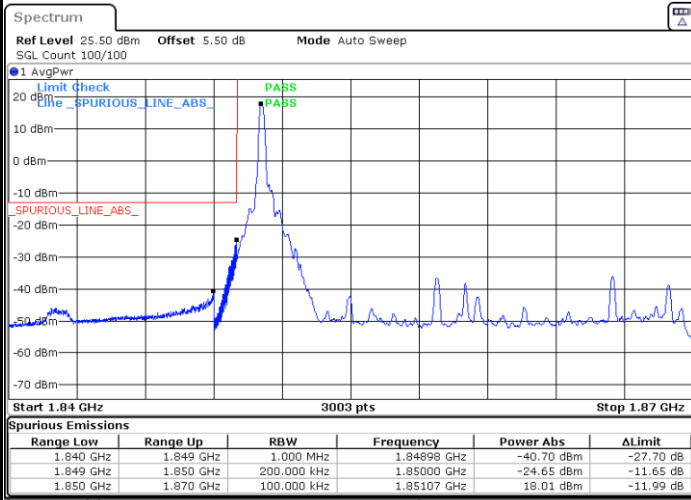


Date: 20.SEP.2023 15:25:48



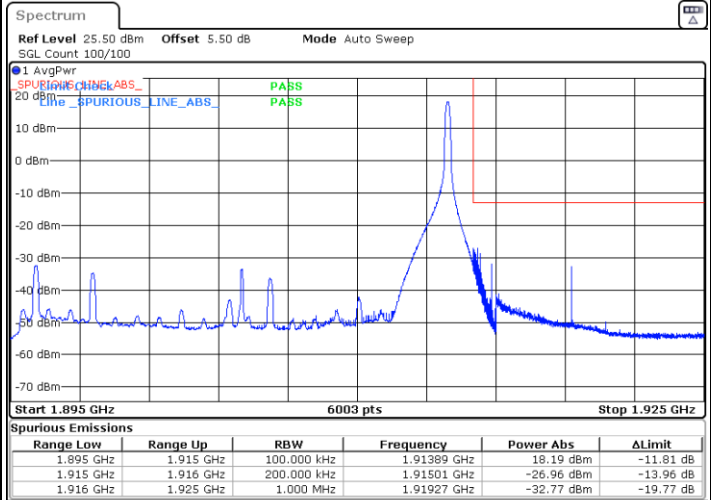
LTE Band 25 / 20MHz / 64QAM

Lowest Band Edge / 1 RB



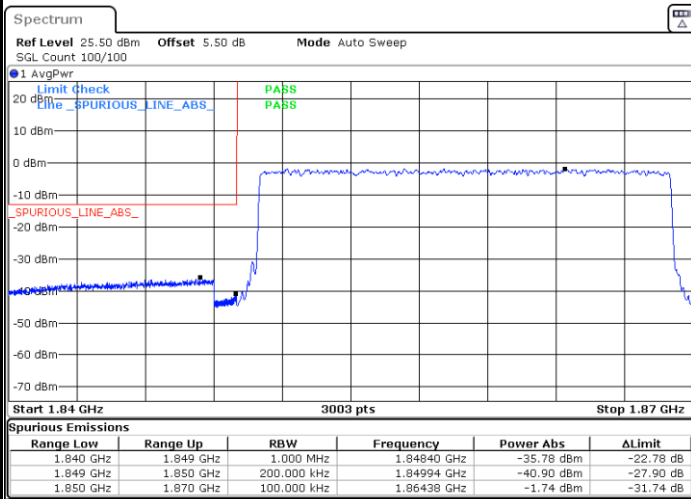
Date: 20.SEP.2023 15:19:00

Highest Band Edge / 1 RB



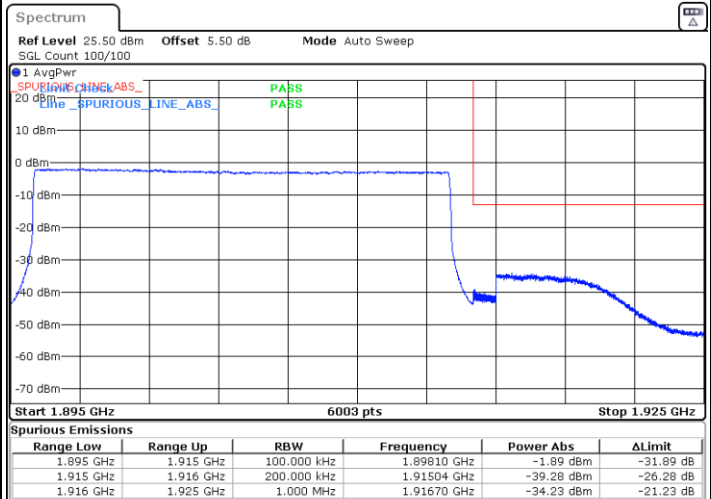
Date: 20.SEP.2023 15:31:09

Lowest Band Edge / Full RB



Date: 20.SEP.2023 15:13:35

Highest Band Edge / Full RB



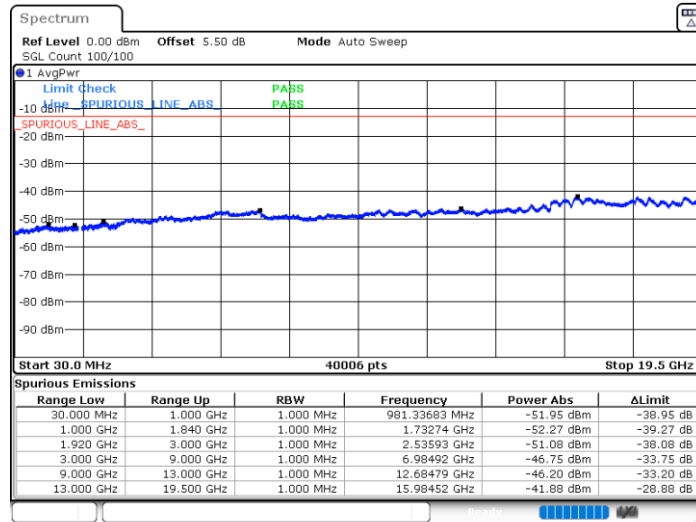
Date: 20.SEP.2023 15:27:08



# Conducted Spurious Emission

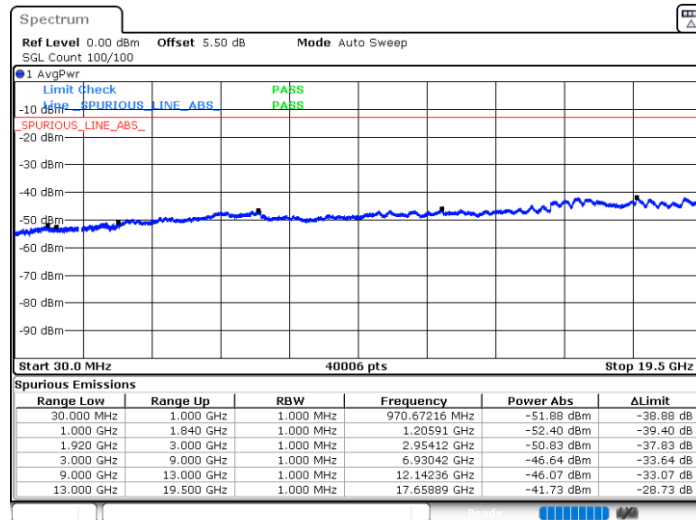
## LTE Band 25 / 1.4MHz

### Lowest Channel / QPSK



Date: 20.SEP.2023 14:30:45

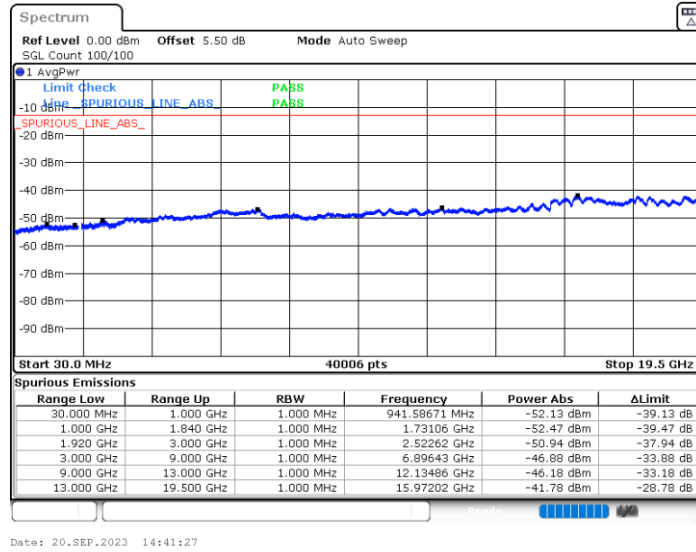
## Middle Channel / QPSK



Date: 20.SEP.2023 14:40:07

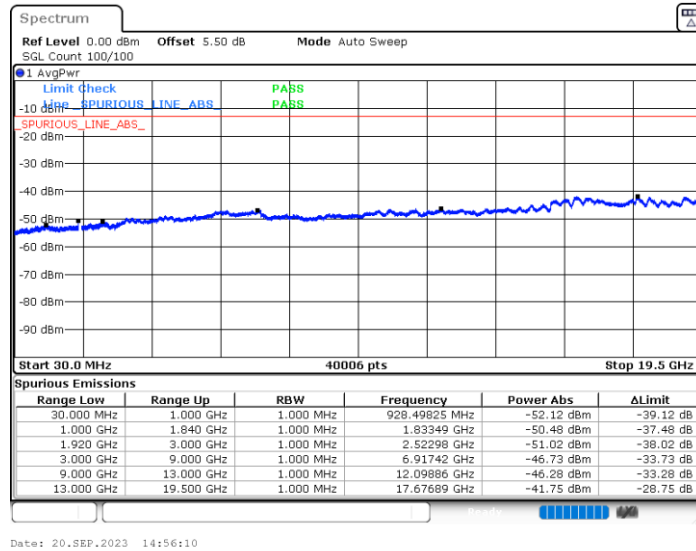


Highest Channel / QPSK



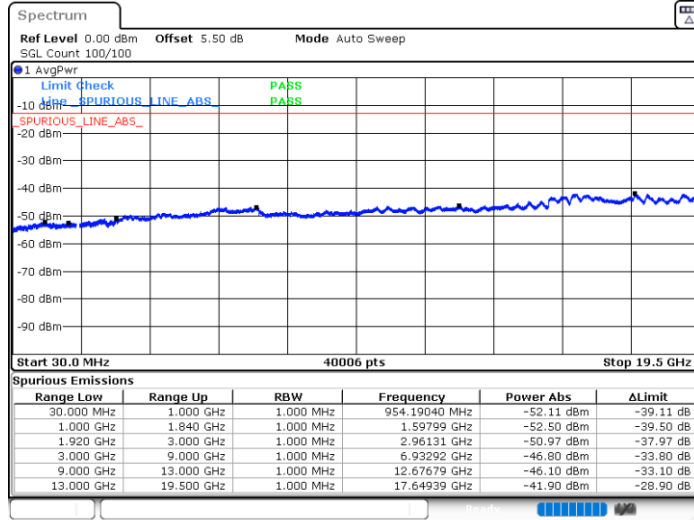
LTE Band 25 / 10MHz

Lowest Channel / QPSK



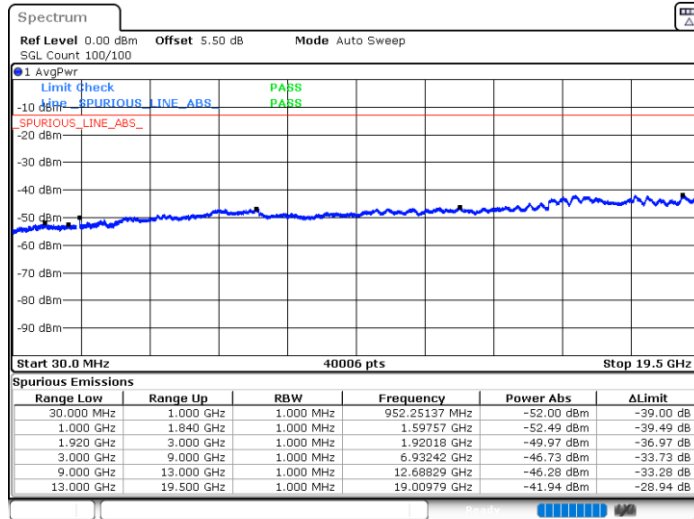


Middle Channel / QPSK



Date: 20.SEP.2023 15:00:11

Highest Channel / QPSK

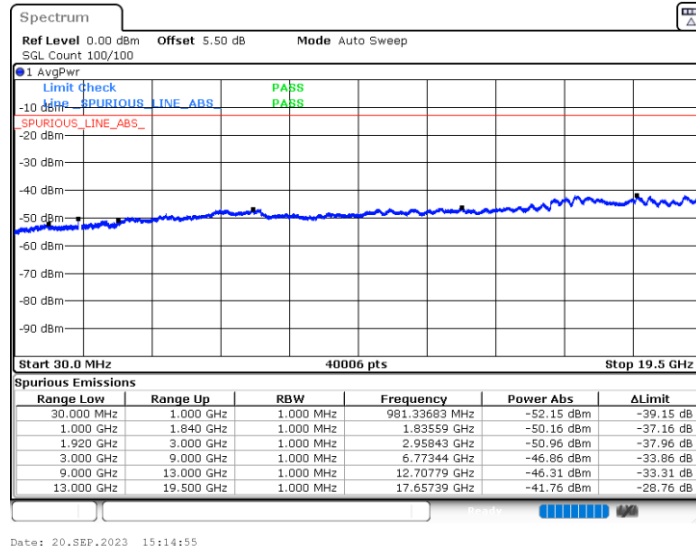


Date: 20.SEP.2023 15:01:31



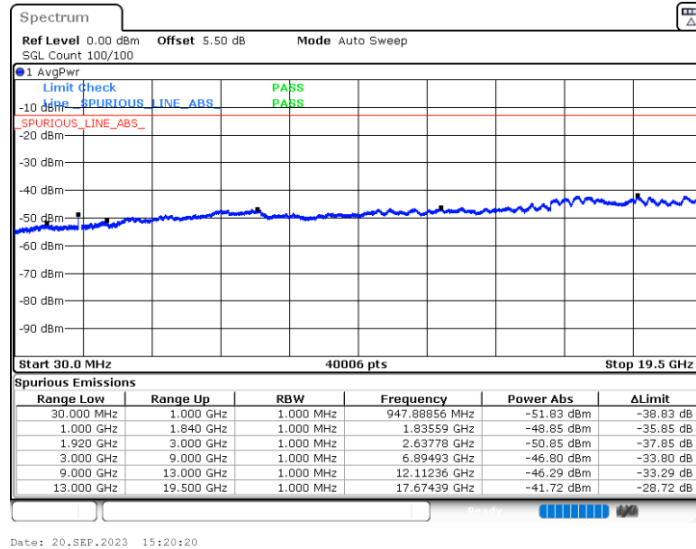
LTE Band 25 / 20MHz

Lowest Channel / QPSK



Date: 20.SEP.2023 15:14:55

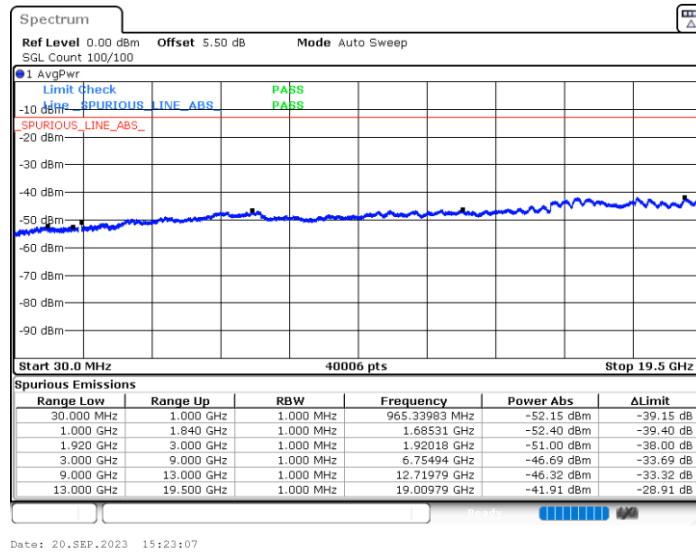
Middle Channel / QPSK



Date: 20.SEP.2023 15:20:20



Highest Channel / QPSK





Frequency Stability

Test Conditions		LTE Band 25 (QPSK) / Middle Channel	Limit
Temperature (°C)	Voltage (Volt)	BW 10MHz	Note 2.
		Deviation (ppm)	Result
50	Normal Voltage	0.0052	PASS
40	Normal Voltage	0.0031	
30	Normal Voltage	0.0018	
20(Ref.)	Normal Voltage	0.0000	
10	Normal Voltage	0.0008	
0	Normal Voltage	0.0015	
-10	Normal Voltage	0.0013	
-20	Normal Voltage	0.0039	
-30	Normal Voltage	0.0013	
20	Maximum Voltage	0.0039	
20	Normal Voltage	0.0012	
20	Battery End Point	0.0031	

Note:

1. Normal Voltage =3.91 V. ; Battery End Point (BEP) =3.6 V. ; Maximum Voltage =4.45 V.
2. Note: The frequency fundamental emissions stay within the authorized frequency block.





## LTE Band 26\_Part 22H

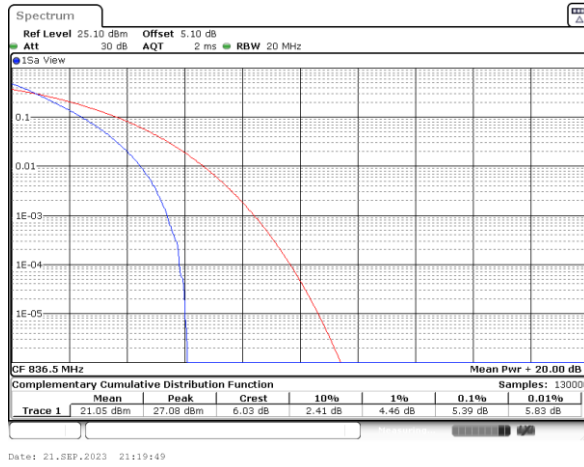
### Peak-to-Average Ratio

Mode	LTE Band 26 / 15MHz			
Mod.	QPSK	16QAM	64QAM	Limit: 13dB
RB Size	Full RB	Full RB	Full RB	Result
Middle CH	5.39	6.20	6.41	<b>PASS</b>



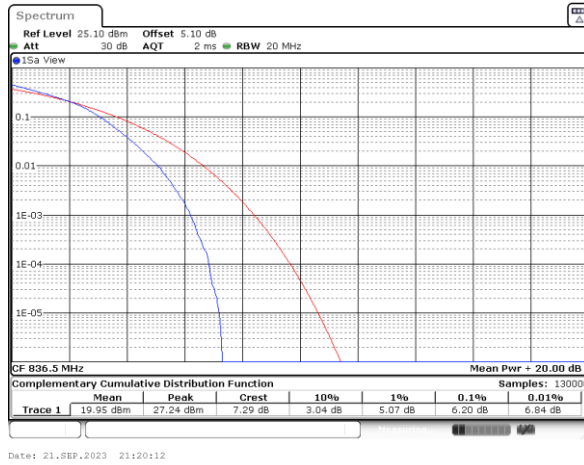
LTE Band 26 / 15MHz

Middle Channel / Full RB/ QPSK



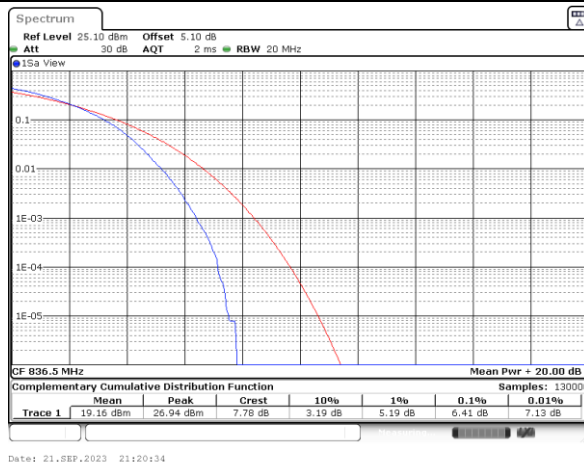
Date: 21.SEP.2023 21:19:49

Middle Channel / Full RB/ 16QAM



Date: 21.SEP.2023 21:20:12

Middle Channel / Full RB/ 64QAM



Date: 21.SEP.2023 21:20:34



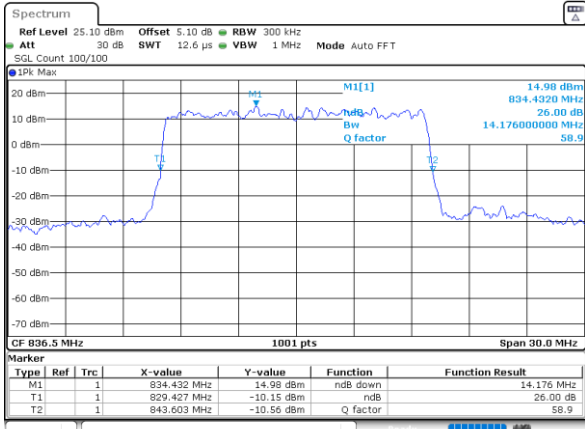
### 26dB Bandwidth

Mode	LTE Band 26 : 26dB BW(MHz)	
<b>BW</b>	<b>15MHz</b>	
<b>Mod.</b>	<b>QPSK</b>	<b>16QAM</b>
<b>Middle CH</b>	14.18	14.42
<b>BW</b>	<b>10MHz</b>	
<b>Mod.</b>	<b>QPSK</b>	<b>16QAM</b>
<b>Middle CH</b>	9.79	9.87
<b>BW</b>	<b>5MHz</b>	
<b>Mod.</b>	<b>QPSK</b>	<b>16QAM</b>
<b>Middle CH</b>	4.87	4.85
<b>BW</b>	<b>3MHz</b>	
<b>Mod.</b>	<b>QPSK</b>	<b>16QAM</b>
<b>Middle CH</b>	2.97	2.98
<b>BW</b>	<b>1.4MHz</b>	
<b>Mod.</b>	<b>QPSK</b>	<b>16QAM</b>
<b>Middle CH</b>	1.27	1.26



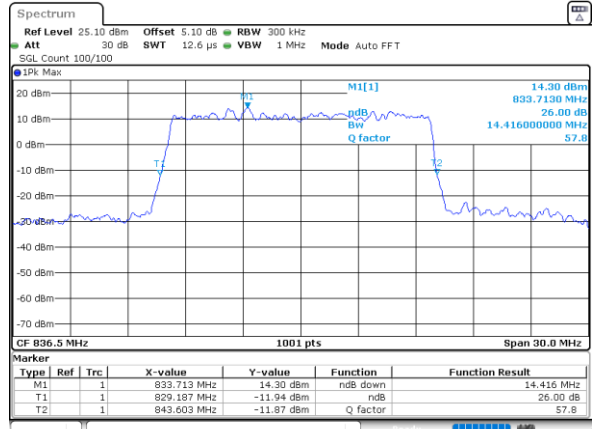
LTE Band 26

Middle Channel / 15MHz / QPSK



Date: 21\_SEP\_2023 21:19:05

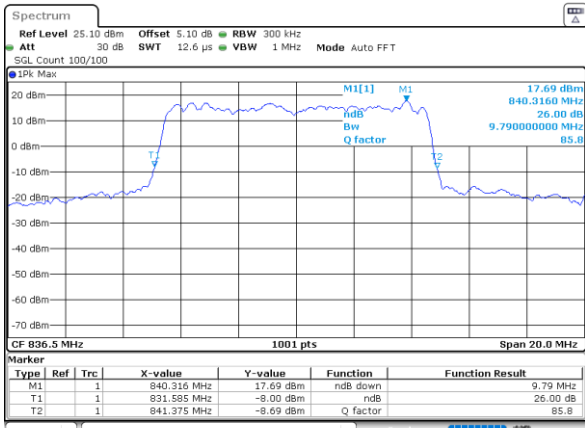
Middle Channel / 15MHz / 16QAM



Date: 21\_SEP\_2023 21:19:26

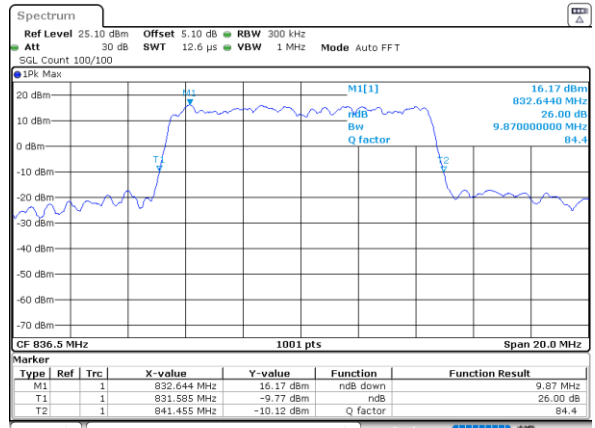
LTE Band 26

Middle Channel / 10MHz / QPSK



Date: 22\_SEP\_2023 00:00:44

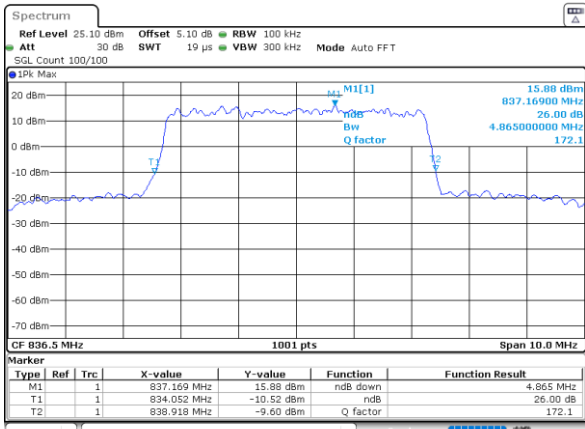
Middle Channel / 10MHz / 16QAM



Date: 22\_SEP\_2023 00:01:05

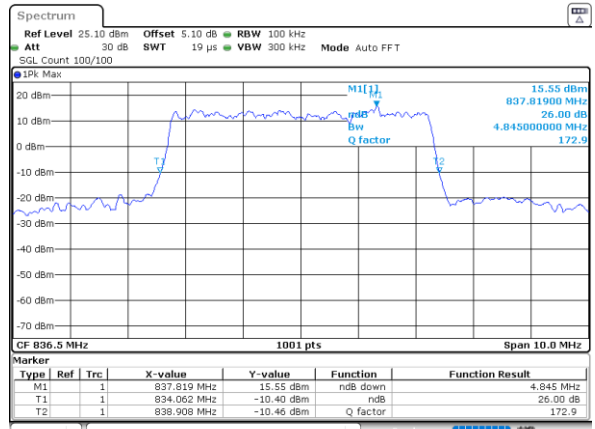
LTE Band 26

Middle Channel / 5MHz / QPSK



Date: 22\_SEP\_2023 00:00:22

Middle Channel / 5MHz / 16QAM

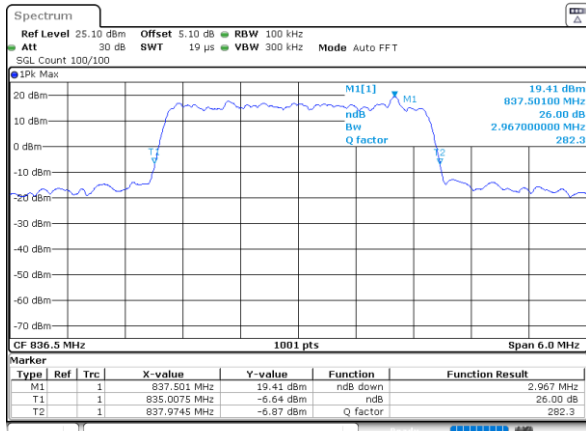


Date: 22\_SEP\_2023 00:00:01



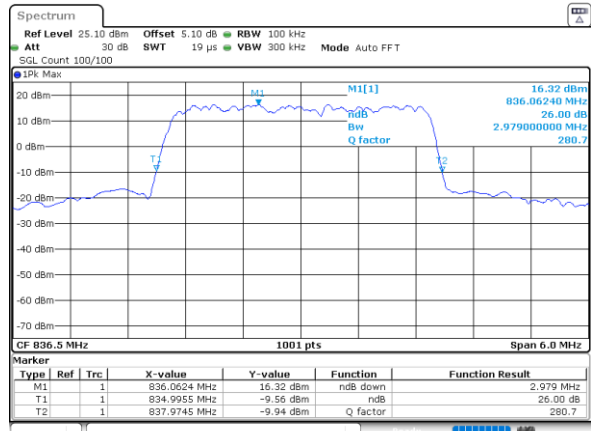
LTE Band 26

Middle Channel / 3MHz / QPSK



Date: 21\_SEP\_2023 23:57:52

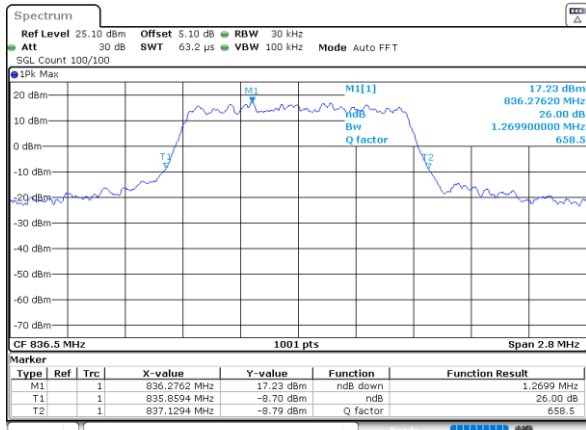
Middle Channel / 3MHz / 16QAM



Date: 21\_SEP\_2023 23:58:13

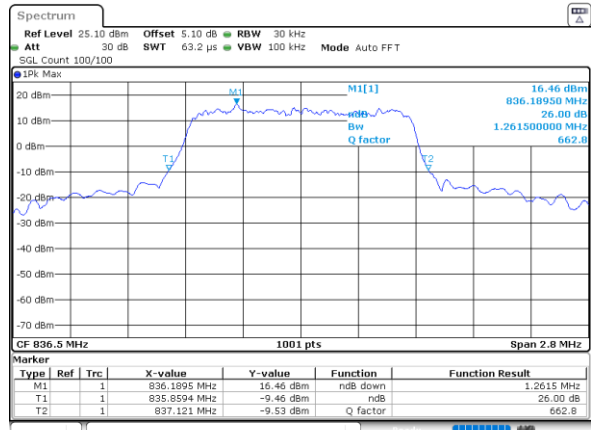
LTE Band 26

Middle Channel / 1.4MHz / QPSK



Date: 21\_SEP\_2023 23:57:50

Middle Channel / 1.4MHz / 16QAM



Date: 21\_SEP\_2023 23:57:09



### Occupied Bandwidth

Mode	LTE Band 26 : OBW(MHz)	
BW	15MHz	
Mod.	QPSK	16QAM
Middle CH	13.37	13.46
BW	10MHz	
Mod.	QPSK	16QAM
Middle CH	9.05	8.99
BW	5MHz	
Mod.	QPSK	16QAM
Middle CH	4.47	4.49
BW	3MHz	
Mod.	QPSK	16QAM
Middle CH	2.73	2.72
BW	1.4MHz	
Mod.	QPSK	16QAM
Middle CH	1.09	1.09