



FCC RF Test Report

APPLICANT : Motorola Mobility LLC
EQUIPMENT : Mobile Cellular Phone
BRAND NAME : Motorola
MODEL NAME : XT2415-1, XT2415-3, XT2415-5, XT2415V
FCC ID : IHDT56AN5
STANDARD : FCC Part 15 Subpart C §15.247
CLASSIFICATION : (DTS) Digital Transmission System
TEST DATE(S) : Sep. 20, 2023 ~ Oct. 12, 2023

We, Sporton International Inc. (Kunshan), would like to declare that the tested sample has been evaluated in accordance with the test procedures and has been in compliance with the applicable technical standards.

The test results in this report apply exclusively to the tested model / sample. Without written approval of Sporton International Inc. (Kunshan), the test report shall not be reproduced except in full.

Jason Jia



Approved by: Jason Jia

Sporton International Inc. (Kunshan)

**No. 1098, Pengxi North Road, Kunshan Economic Development Zone Jiangsu Province 215300
People's Republic of China**



TABLE OF CONTENTS

REVISION HISTORY..... 3

SUMMARY OF TEST RESULT 4

1 GENERAL DESCRIPTION 5

 1.1 Applicant 5

 1.2 Manufacturer 5

 1.3 Product Feature of Equipment Under Test..... 5

 1.4 Product Specification of Equipment Under Test..... 5

 1.5 Modification of EUT 6

 1.6 Specification of Accessory..... 6

 1.7 Testing Location 6

 1.8 Test Software..... 6

 1.9 Applicable Standards..... 7

2 TEST CONFIGURATION OF EQUIPMENT UNDER TEST 8

 2.1 Carrier Frequency and Channel 8

 2.2 Test Mode 9

 2.3 Connection Diagram of Test System 10

 2.4 Support Unit used in test configuration and system 11

 2.5 EUT Operation Test Setup 11

 2.6 Measurement Results Explanation Example..... 11

3 TEST RESULT 12

 3.1 6dB and 99% Bandwidth Measurement 12

 3.2 Output Power Measurement..... 13

 3.3 Power Spectral Density Measurement 15

 3.4 Conducted Band Edges and Spurious Emission Measurement 16

 3.5 Radiated Band Edges and Spurious Emission Measurement 17

 3.6 AC Conducted Emission Measurement..... 21

 3.7 Antenna Requirements 23

4 LIST OF MEASURING EQUIPMENT 24

5 MEASUREMENT UNCERTAINTY 25

APPENDIX A. CONDUCTED TEST RESULTS

APPENDIX B. AC CONDUCTED EMISSION TEST RESULT

APPENDIX C. RADIATED SPURIOUS EMISSION

APPENDIX D. DUTY CYCLE PLOTS

APPENDIX E. SETUP PHOTOGRAPHS



REVISION HISTORY

REPORT NO.	VERSION	DESCRIPTION	ISSUED DATE
FR391202C	Rev. 01	Initial issue of report	Oct. 25, 2023



SUMMARY OF TEST RESULT

Report Section	FCC Rule	Description	Limit	Result	Remark
3.1	15.247(a)(2)	6dB Bandwidth	≥ 0.5MHz	Pass	-
3.1	-	99% Bandwidth	-	Report Only	-
3.2	15.247(b)	Power Output Measurement	≤ 30dBm	Pass	-
3.3	15.247(e)	Power Spectral Density	≤ 8dBm/3kHz	Pass	-
3.4	15.247(d)	Conducted Band Edges	≤ 20dBc	Pass	-
		Conducted Spurious Emission		Pass	-
3.5	15.247(d)	Radiated Band Edges and Radiated Spurious Emission	15.209(a) & 15.247(d)	Pass	Under limit 3.39 dB at 4874.00 MHz
3.6	15.207	AC Conducted Emission	15.207(a)	Pass	Under limit 12.39 dB at 18.328 MHz
3.7	15.203 & 15.247(b)	Antenna Requirement	15.203 & 15.247(b)	Pass	-

Conformity Assessment Condition:

1. The test results (PASS/FAIL) with all measurement uncertainty excluded are presented against the regulation limits or in accordance with the requirements stipulated by the applicant/manufacturer who shall bear all the risks of non-compliance that may potentially occur if measurement uncertainty is taken into account.
2. The measurement uncertainty please refer to each test result in the section "Measurement Uncertainty"

Disclaimer:

The product specifications of the EUT presented in the test report that may affect the test assessments are declared by the manufacturer who shall take full responsibility for the authenticity.



1 General Description

1.1 Applicant

Motorola Mobility LLC
222 W,Merchandise Mart Plaza, Chicago IL 60654 USA

1.2 Manufacturer

Motorola Mobility LLC
222 W,Merchandise Mart Plaza, Chicago IL 60654 USA

1.3 Product Feature of Equipment Under Test

Product Feature	
Equipment	Mobile Cellular Phone
Brand Name	Motorola
Model Name	XT2415-1, XT2415-3, XT2415-5, XT2415V
FCC ID	IHDT56AN5
IMEI Code	Conducted: 357534480029799/357534480029807 Conduction: 357534480029658/357534480029666 Radiation: 357534480029617/357534480029625
HW Version	DVT2
SW Version	UUD34.38
EUT Stage	Identical Prototype

Remark:

1. The above EUT's information was declared by manufacturer. Please refer to the specifications or user's manual for more detailed description.
2. The four model names are only for market segment purpose, there is no other difference.

1.4 Product Specification of Equipment Under Test

Standards-related Product Specification	
Tx/Rx Channel Frequency Range	2412 MHz ~ 2462 MHz
Maximum (Peak) Output Power to antenna	802.11b : 22.61 dBm (0.1824 W) 802.11g : 26.22 dBm (0.4188 W) 802.11n HT20 : 26.38 dBm (0.4345 W)
99% Occupied Bandwidth	802.11b : 12.907 MHz 802.11g : 17.702 MHz 802.11n HT20 : 18.621 MHz
Antenna Type / Gain	IFA Antenna type with gain -2.01 dBi
Type of Modulation	802.11b : DSSS (DBPSK / DQPSK / CCK) 802.11g/n : OFDM (BPSK / QPSK / 16QAM / 64QAM)



1.5 Modification of EUT

No modifications are made to the EUT during all test items.

1.6 Specification of Accessory

Accessories Information				
AC Adapter 1	Brand Name	Motorola(Salcomp)	Model Name	MC-101
AC Adapter 2	Brand Name	Motorola(Chenyang)	Model Name	MC-101
AC Adapter 3	Brand Name	Motorola(AOHA)	Model Name	MC-101
Battery 1	Brand Name	Motorola (ATL)	Model Name	QA50
USB Cable 1	Brand Name	WASHIN	Model Name	S928D98335
USB Cable 2	Brand Name	Saibao	Model Name	S928D98333
USB Cable 3	Brand Name	Saibao	Model Name	S928D98334

1.7 Testing Location

Sporton International Inc. (Kunshan) is accredited to ISO/IEC 17025:2017 by American Association for Laboratory Accreditation with Certificate Number 5145.02.

Test Firm	Sporton International Inc. (Kunshan)		
Test Site Location	No. 1098, Pengxi North Road, Kunshan Economic Development Zone Jiangsu Province 215300 People's Republic of China TEL : +86-512-57900158		
Test Site No.	Sporton Site No.	FCC Designation No.	FCC Test Firm Registration No.
	CO01-KS 03CH06-KS TH01-KS	CN1257	314309

1.8 Test Software

Item	Site	Manufacturer	Name	Version
1.	TH01-KS	Tonscend	JS1120-3 test system China_210602	3.3.10
2.	03CH06-KS	AUDIX	E3	210616
3.	CO01-KS	AUDIX	E3	6.2009-8-24



1.9 Applicable Standards

According to the specifications of the manufacturer, the EUT must comply with the requirements of the following standards:

- ♦ 47 CFR Part 15 Subpart C §15.247
- ♦ FCC KDB 558074 D01 15.247 Meas Guidance v05r02
- ♦ ANSI C63.10-2013

Remark:

1. All test items were verified and recorded according to the standards and without any deviation during the test.
2. This EUT has also been tested and complied with the requirements of FCC Part 15, Subpart B, recorded in a separate test report.



2 Test Configuration of Equipment Under Test

- a. The EUT has been associated with peripherals and configuration operated in a manner tended to maximize its emission characteristics in a typical application. Frequency range investigated: conduction emission (150 kHz to 30 MHz), radiation emission (9 kHz to the 10th harmonic of the highest fundamental frequency or to 40 GHz, whichever is lower). For radiated measurement, pre-scanned in three orthogonal panels, X, Y, Z. The worst cases (Z plane) were recorded in this report.
- b. AC power line Conducted Emission was tested under maximum output power.

2.1 Carrier Frequency and Channel

Frequency Band	Channel	Freq. (MHz)	Channel	Freq. (MHz)
2400-2483.5 MHz	1	2412	7	2442
	2	2417	8	2447
	3	2422	9	2452
	4	2427	10	2457
	5	2432	11	2462
	6	2437	-	-



2.2 Test Mode

Final test modes are considering the modulation and worse data rates as below table.

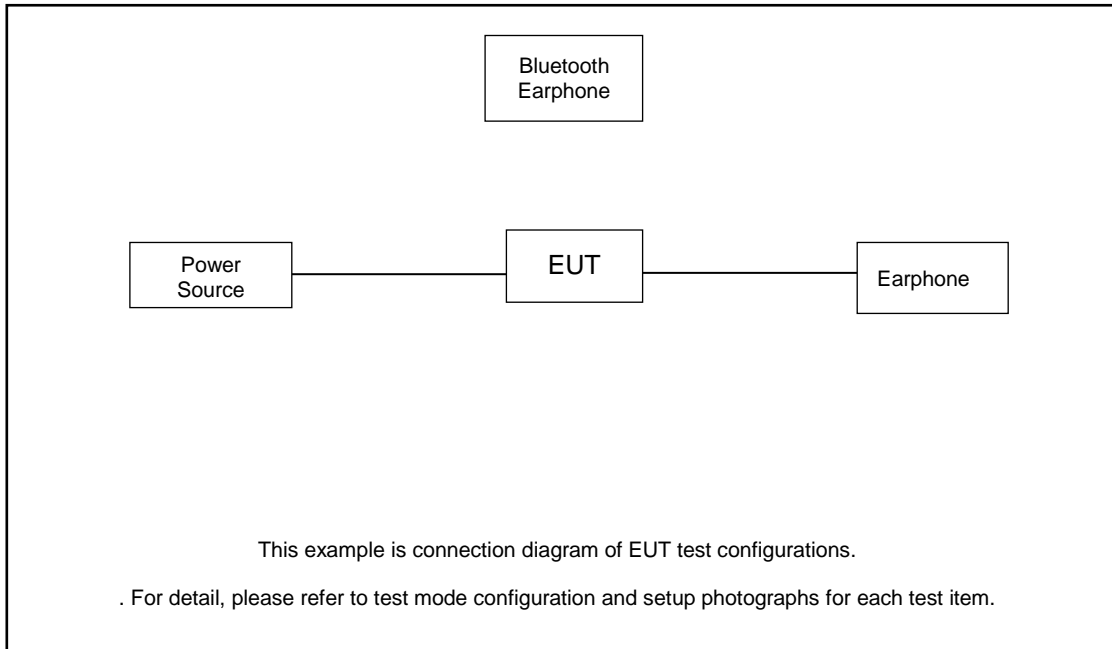
Modulation	Data Rate
802.11b	1 Mbps
802.11g	6 Mbps
802.11n HT20	MCS0

Test Cases	
AC Conducted Emission	Mode 1 :GSM 850 Idle + Bluetooth Link + WLAN Link (2.4G) + USB Cable 3(Charging from Adapter2) + Earphone
Remark: For Radiated Test Cases, The tests were performance with Adapter 1, Earphone, and USB Cable 3	

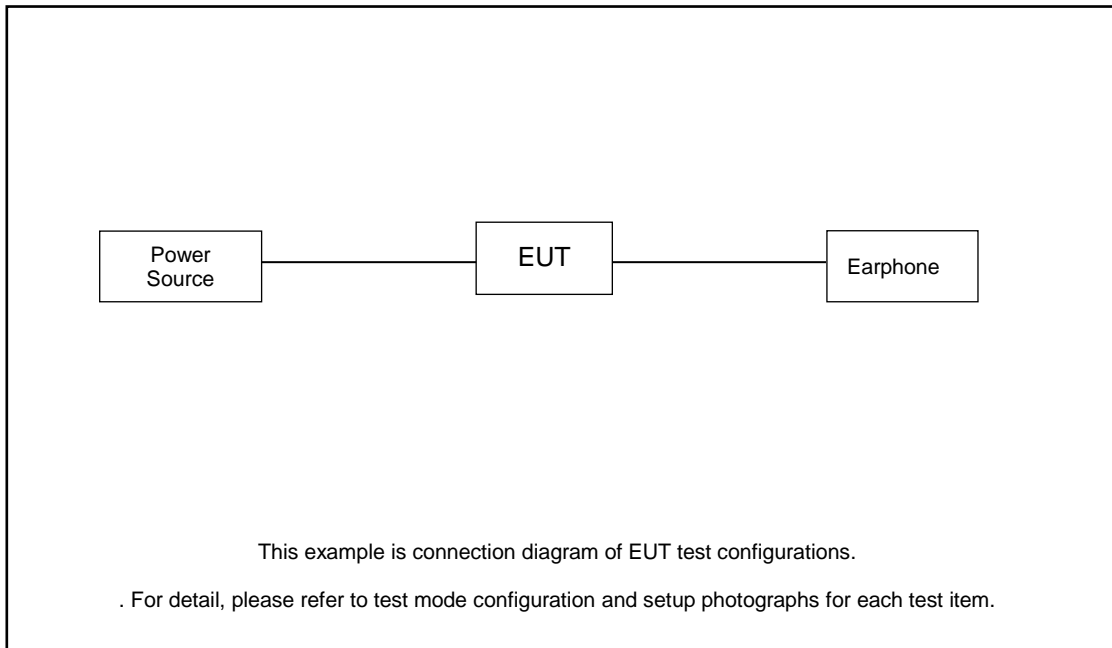
RSE Co-location
802.11b CH06 2437 + LTE Band13 Link

2.3 Connection Diagram of Test System

AC Conducted Emission:



Radiated Emission:



2.4 Support Unit used in test configuration and system

Item	Equipment	Trade Name	Model Name	FCC ID	Data Cable	Power Cord
1.	LTE Base Station	Anritus	MT8821C	N/A	N/A	Unshielded,1.8m
2.	Bluetooth Earphone	Lenovo	thinkplus-BH3	N/A	N/A	N/A
3.	Notebook	Lenovo	G480	QDS-BRCM1050I	N/A	shielded cable DC O/P 1.8m , Unshielded AC I/P cable 1.8m
4.	WLAN AP	D-link	DIR-655	KA21R655B1	N/A	Unshielded,1.8m
5.	Earphone	N/A	N/A	N/A	N/A	N/A

2.5 EUT Operation Test Setup

For WLAN RF test items, an engineering test program was provided and enabled to make EUT continuous transmit.

For AC power line conducted emissions, the EUT was set to connect with the WLAN AP under large package sizes transmission.

2.6 Measurement Results Explanation Example

For all conducted test items:

The offset level is set in the spectrum analyzer to compensate the RF cable loss and attenuator factor between EUT conducted output port and spectrum analyzer. With the offset compensation, the spectrum analyzer reading level is exactly the EUT RF output level.

Example:

The spectrum analyzer offset is derived from RF cable loss and attenuator factor.

Offset = RF cable loss + attenuator factor.

Following shows an offset computation example with cable loss 2.25 dB and 10dB attenuator.

$$\begin{aligned}
 \text{Offset}(dB) &= \text{RF cable loss}(dB) + \text{attenuator factor}(dB). \\
 &= 2.25 + 10 = 12.25 \text{ (dB)}
 \end{aligned}$$

3 Test Result

3.1 6dB and 99% Bandwidth Measurement

3.1.1 Limit of 6dB and 99% Bandwidth

The minimum 6 dB bandwidth shall be at least 500 kHz.

3.1.2 Measuring Instruments

The measuring equipment is listed in the section 4 of this test report.

3.1.3 Test Procedures

1. The testing follows ANSI C63.10-2013 clause 11.8
2. The RF output of EUT was connected to the spectrum analyzer by RF cable and attenuator. The path loss was compensated to the results for each measurement.
3. Set to the maximum power setting and enable the EUT transmit continuously.
4. Make the measurement with the spectrum analyzer's resolution bandwidth (RBW) = 100 kHz. Set the Video bandwidth (VBW) = 300 kHz. In order to make an accurate measurement. The 6 dB bandwidth must be greater than 500 kHz.
5. For 99% Bandwidth Measurement, the spectrum analyzer's resolution bandwidth (RBW) = 1%~5% of OBW and set the Video bandwidth (VBW) = 3MHz.
6. Measure and record the results in the test report.

3.1.4 Test Setup



3.1.5 Test Result of 6dB and 99% Occupied Bandwidth

Please refer to Appendix A.

3.2 Output Power Measurement

3.2.1 Limit of Output Power

For systems using digital modulation in the 2400-2483.5MHz, the limit for peak output power is 30dBm. If transmitting antenna with directional gain greater than 6dBi is used, the peak output power from the intentional radiator shall be reduced below the above stated value by the amount in dB that the directional gain of the antenna exceeds 6 dBi. In case of point-to-point operation, the limit has to be reduced by 1dB for every 3dB that the directional gain of the antenna exceeds 6dBi.

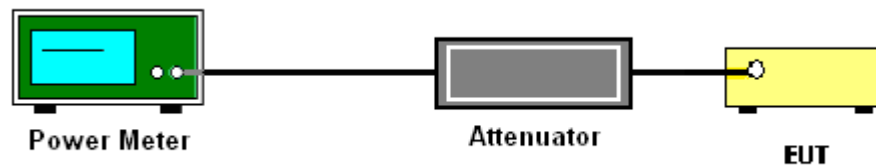
3.2.2 Measuring Instruments

The measuring equipment is listed in the section 4 of this test report.

3.2.3 Test Procedures

1. The testing follows the Measurement Procedure of ANSI C63.10-2013 clause 11.9.1.3 PKPM1 Peak power meter or ANSI C63.10-2013 clause 11.9.2.3.1 Method AVGPM method.
2. The RF output of EUT was connected to the power meter by RF cable and attenuator. The path loss was compensated to the results for each measurement.
3. Set to the maximum power setting and enable the EUT transmit continuously.
4. Measure the conducted output power and record the results in the test report.

3.2.4 Test Setup





3.2.5 Test Result of Peak Output Power

2.4GHz Band Single Antenna										
Mod.	Data Rate	NTX	CH.	Freq. (MHz)	Peak Conducted Power (dBm)	Conducted Power Limit (dBm)	DG (dBi)	EIRP Power (dBm)	EIRP Power Limit (dBm)	Pass /Fail
					Ant6	Ant6	Ant6	Ant6	Ant6	
11b	1Mbps	1	1	2412	22.61	30.00	-2.01	20.60	36.00	Pass
11b	1Mbps	1	6	2437	21.69	30.00	-2.01	19.68	36.00	Pass
11b	1Mbps	1	11	2462	21.56	30.00	-2.01	19.55	36.00	Pass
11g	6Mbps	1	1	2412	24.56	30.00	-2.01	22.55	36.00	Pass
11g	6Mbps	1	6	2437	26.22	30.00	-2.01	24.21	36.00	Pass
11g	6Mbps	1	11	2462	24.69	30.00	-2.01	22.68	36.00	Pass
HT20	MCS0	1	1	2412	25.56	30.00	-2.01	23.55	36.00	Pass
HT20	MCS0	1	6	2437	26.38	30.00	-2.01	24.37	36.00	Pass
HT20	MCS0	1	11	2462	24.14	30.00	-2.01	22.13	36.00	Pass

3.2.6 Test Result of Average Output Power (Reporting Only)

2.4GHz Band Single Antenna												
Mod.	Data Rate	NTX	CH.	Freq. (MHz)	Duty Factor (dB)	Average Conducted Power with duty factor (dBm)	Conducted Power Limit (dBm)	DG (dBi)	EIRP Power (dBm)	EIRP Power Limit (dBm)	Pass /Fail	Setting
					Ant 6	Ant6	Ant6	Ant6	Ant6	Ant6		Ant6
11b	1Mbps	1	1	2412	0.04	20.23	30.00	-2.01	18.22	36.00	Pass	41.00
11b	1Mbps	1	6	2437	0.04	19.38	30.00	-2.01	17.37	36.00	Pass	39.00
11b	1Mbps	1	11	2462	0.04	19.49	30.00	-2.01	17.48	36.00	Pass	39.00
11g	6Mbps	1	1	2412	0.15	18.24	30.00	-2.01	16.23	36.00	Pass	37.00
11g	6Mbps	1	6	2437	0.15	20.50	30.00	-2.01	18.49	36.00	Pass	41.00
11g	6Mbps	1	11	2462	0.15	18.38	30.00	-2.01	16.37	36.00	Pass	37.00
HT20	MCS0	1	1	2412	0.14	17.99	30.00	-2.01	15.98	36.00	Pass	37.00
HT20	MCS0	1	6	2437	0.14	20.22	30.00	-2.01	18.21	36.00	Pass	41.00
HT20	MCS0	1	11	2462	0.14	17.76	30.00	-2.01	15.75	36.00	Pass	36.00

3.3 Power Spectral Density Measurement

3.3.1 Limit of Power Spectral Density

The peak power spectral density shall not be greater than 8dBm in any 3kHz band at any time interval of continuous transmission.

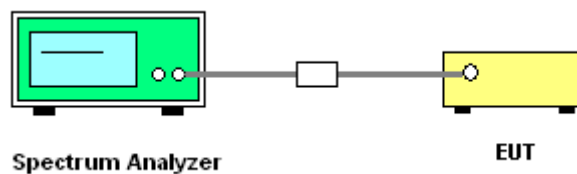
3.3.2 Measuring Instruments

The measuring equipment is listed in the section 4 of this test report.

3.3.3 Test Procedures

1. The testing follows Measurement Procedure of ANSI C63.10-2013 clause 11.10.2 Method PKPSD.
2. The RF output of EUT was connected to the spectrum analyzer by RF cable and attenuator. The path loss was compensated to the results for each measurement.
3. Set to the maximum power setting and enable the EUT transmit continuously.
4. Make the measurement with the spectrum analyzer's resolution bandwidth (RBW) = 3 kHz. Video bandwidth VBW = 10 kHz In order to make an accurate measurement, set the span to 1.5 times DTS Channel Bandwidth. (6dB BW)
5. Detector = peak, Sweep time = auto couple, Trace mode = max hold, Allow trace to fully stabilize. Use the peak marker function to determine the maximum power level.
6. Measure and record the results in the test report.

3.3.4 Test Setup



3.3.5 Test Result of Power Spectral Density

Please refer to Appendix A.

3.4 Conducted Band Edges and Spurious Emission Measurement

3.4.1 Limit of Conducted Band Edges and Spurious Emission Measurement

In any 100 kHz bandwidth outside of the authorized frequency band, the emissions which fall in the non-restricted bands shall be attenuated at least 20 dB relative to the maximum PSD level in 100 kHz by RF conducted measurement.

3.4.2 Measuring Instruments

The measuring equipment is listed in the section 4 of this test report.

3.4.3 Test Procedures

1. The testing follows ANSI C63.10-2013 clause 11.11
2. The RF output of EUT was connected to the spectrum analyzer by RF cable and attenuator. The path loss was compensated to the results for each measurement.
3. Set to the maximum power setting and enable the EUT transmit continuously.
4. Set RBW = 100 kHz, VBW=300 kHz, Peak Detector. Unwanted Emissions measured in any 100 kHz bandwidth outside of the authorized frequency band shall be attenuated by at least 20 dB relative to the maximum in-band peak PSD level in 100 kHz when maximum peak conducted output power procedure is used. If the transmitter complies with the conducted power limits based on the use of RMS averaging over a time interval, the attenuation required under this paragraph shall be 30 dB instead of 20 dB per 15.247(d).
5. Measure and record the results in the test report.
6. The RF fundamental frequency should be excluded against the limit line in the operating frequency band.

3.4.4 Test Setup



3.4.5 Test Result of Conducted Band Edges and Spurious Emission

Please refer to Appendix A.



3.5 Radiated Band Edges and Spurious Emission Measurement

3.5.1 Limit of Radiated band edge and Spurious Emission Measurement

In any 100 kHz bandwidth outside the intentional radiator frequency band, all harmonics/spurious must be at least 20 dB below the highest emission level within the authorized band. If the output power of this device was measured by spectrum analyzer, the attenuation under this paragraph shall be 30 dB instead of 20 dB. In addition, radiated emissions which fall in the restricted bands must also comply with the limits as below.

Frequency (MHz)	Field Strength (microvolts/meter)	Measurement Distance (meters)
0.009 – 0.490	2400/F(kHz)	300
0.490 – 1.705	24000/F(kHz)	30
1.705 – 30.0	30	30
30 – 88	100	3
88 – 216	150	3
216 - 960	200	3
Above 960	500	3

3.5.2 Measuring Instruments

The measuring equipment is listed in the section 4 of this test report.

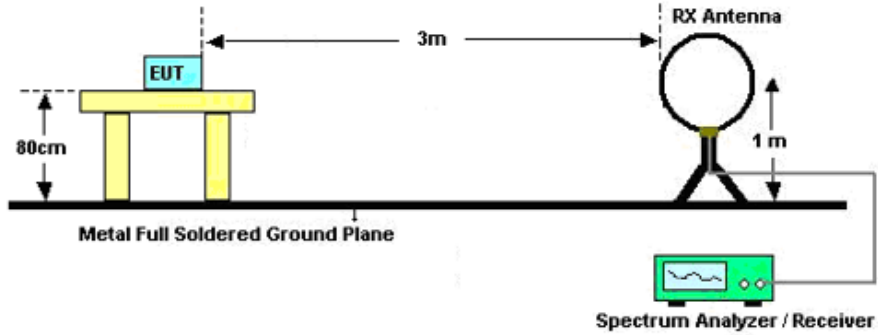


3.5.3 Test Procedures

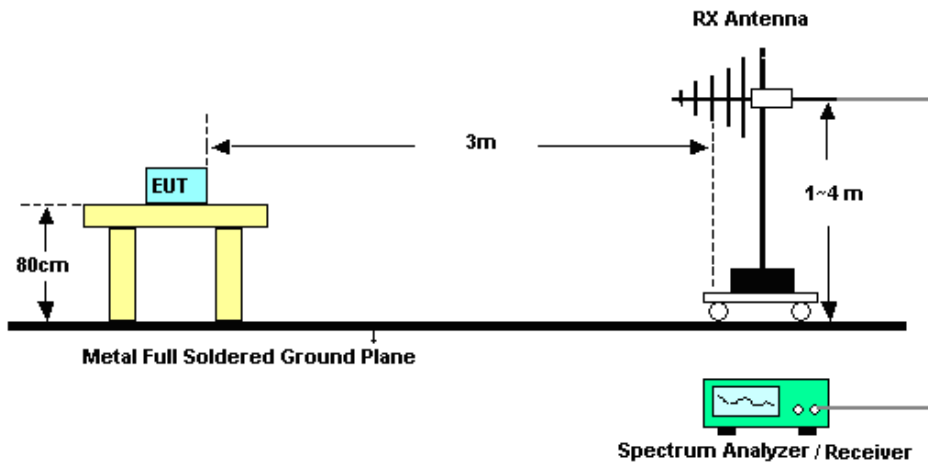
1. The testing follows ANSI C63.10-2013 clause 11.11 & 11.12
2. The EUT was arranged to its worst case and then tune the antenna tower (from 1 m to 4 m) and turntable (from 0 degree to 360 degrees) to find the maximum reading. A pre-amp and a high pass filter are used for the test in order to get better signal level.
3. The EUT was placed on a turntable with 0.8 meter for frequency below 1GHz and 1.5 meter for frequency above 1GHz respectively above ground.
4. The EUT was set 3 meters from the interference receiving antenna, which was mounted on the top of a variable height antenna tower.
5. Corrected Reading: Antenna Factor + Cable Loss + Read Level - Preamp Factor = Level
6. For testing below 1GHz, if the emission level of the EUT in peak mode was 3 dB lower than the limit specified, then peak values of EUT will be reported, otherwise, the emissions will be repeated one by one using the CISPR quasi-peak method and reported.
7. For testing above 1GHz, the emission level of the EUT in peak mode was 20dB lower than peak limit (that means the emission level in average mode also complies with the limit in average mode), then peak values of EUT will be reported, otherwise, the emissions will be measured in average mode again and reported.
8. Use the following spectrum analyzer settings:
 - (1) Span shall wide enough to fully capture the emission being measured;
 - (2) Set RBW=100 kHz for $f < 1$ GHz; VBW \geq RBW; Sweep = auto; Detector function = peak; Trace = max hold;
 - (3) Set RBW = 1 MHz, VBW= 3MHz for $f \geq 1$ GHz for peak measurement.
For average measurement:
 - VBW = 10 Hz, when duty cycle is no less than 98 percent.
 - VBW $\geq 1/T$, when duty cycle is less than 98 percent where T is the minimum transmission duration over which the transmitter is on and is transmitting at its maximum power control level for the tested mode of operation.

3.5.4 Test Setup

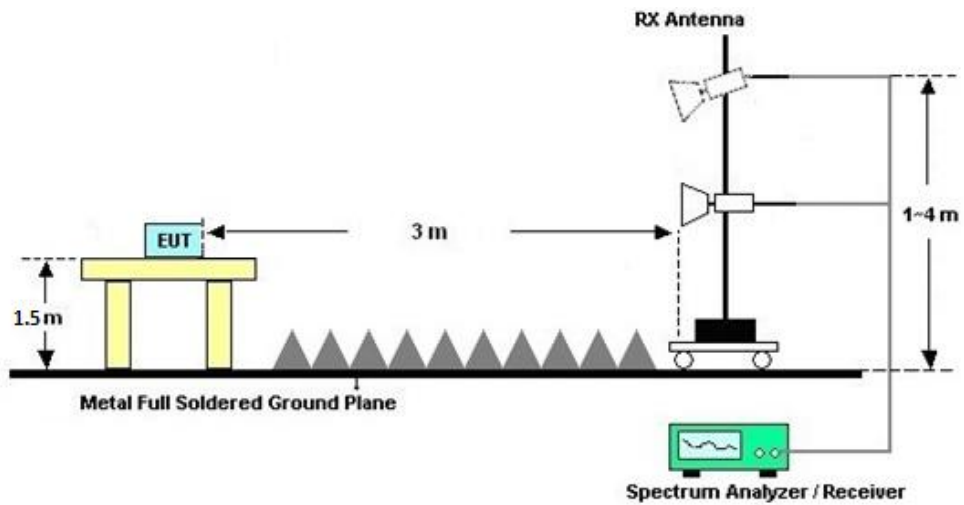
For radiated emissions below 30MHz



For radiated emissions from 30MHz to 1GHz



For radiated emissions above 1GHz





3.5.5 Test Results of Radiated Spurious Emissions (9kHz ~ 30MHz)

The low frequency, which started from 9 kHz to 30MHz, was pre-scanned and the result which was 20dB lower than the limit line was not reported.

There is a comparison data of both open-field test site and semi-Anechoic chamber, and the result came out very similar.

3.5.6 Test Result of Radiated Spurious at Band Edges

Please refer to Appendix C.

3.5.7 Duty Cycle

Please refer to Appendix D.

3.5.8 Test Result of Radiated Spurious Emission (30MHz ~ 10th Harmonic or 40GHz, whichever is lower)

Please refer to Appendix C.

3.6 AC Conducted Emission Measurement

3.6.1 Limit of AC Conducted Emission

For equipment that is designed to be connected to the public utility (AC) power line, the radio frequency voltage that is conducted back onto the AC power line on any frequency or frequencies within the band 150 kHz to 30 MHz shall not exceed the limits in the following table.

Frequency of Emission (MHz)	Conducted Limit (dB μ V)	
	Quasi-Peak	Average
0.15-0.5	66 to 56*	56 to 46*
0.5-5	56	46
5-30	60	50

*Decreases with the logarithm of the frequency.

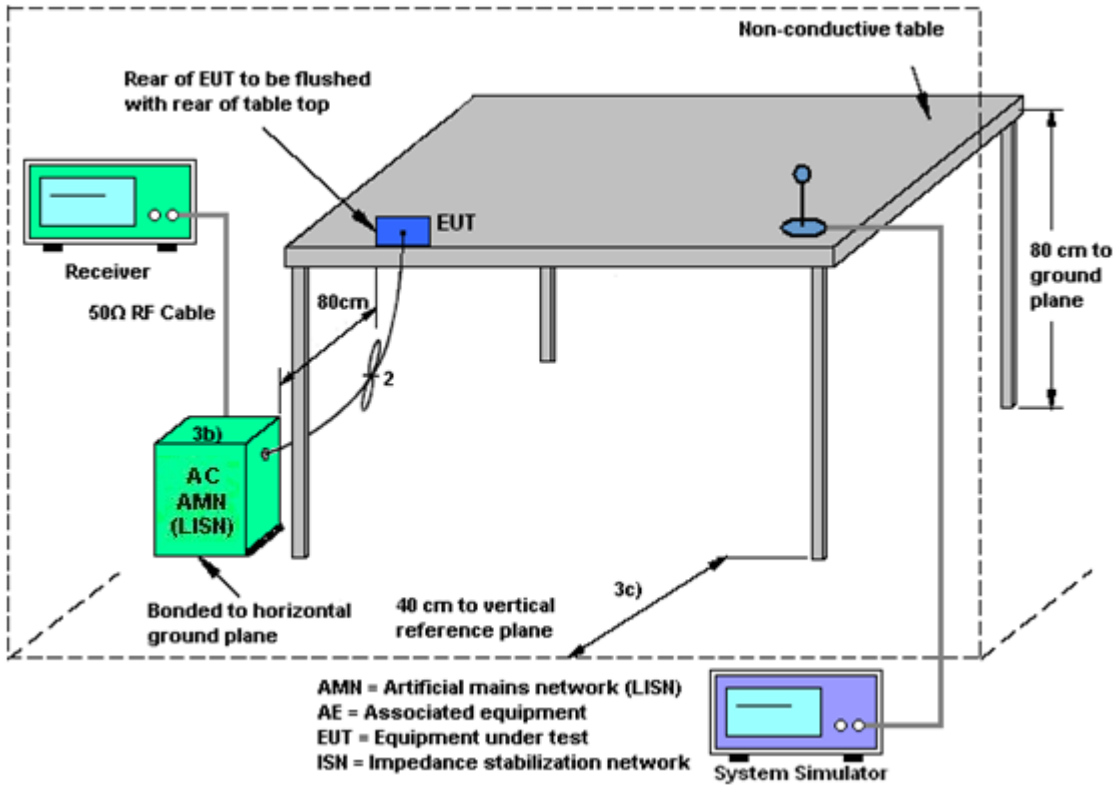
3.6.2 Measuring Instruments

The measuring equipment is listed in the section 4 of this test report.

3.6.3 Test Procedures

1. The EUT was placed 0.4 meter from the conducting wall of the shielding room, and it was kept at least 80 centimeters from any other grounded conducting surface.
2. Connect EUT to the power mains through a line impedance stabilization network (LISN).
3. All the support units are connecting to the other LISN.
4. The LISN provides 50 ohm coupling impedance for the measuring instrument.
5. The FCC states that a 50 ohm, 50 microhenry LISN should be used.
6. Both sides of AC line were checked for maximum conducted interference.
7. The frequency range from 150 kHz to 30 MHz was searched.
8. Set the test-receiver system to Peak Detect Function and specified bandwidth (IF bandwidth = 9kHz) with Maximum Hold Mode.

3.6.4 Test Setup



3.6.5 Test Result of AC Conducted Emission

Please refer to Appendix B.



3.7 Antenna Requirements

3.7.1 Standard Applicable

If directional gain of transmitting Antennas is greater than 6dBi, the power shall be reduced by the same level in dB comparing to gain minus 6dBi. The use of a permanently attached Antenna or of an Antenna that uses a unique coupling to the intentional radiator shall be considered sufficient to comply with the rule.

3.7.2 Antenna Anti-Replacement Construction

An embedded-in antenna design is used.

3.7.3 Antenna Gain

The antenna peak gain of EUT is less than 6 dBi. Therefore, it is not necessary to reduce maximum peak output power limit.



4 List of Measuring Equipment

Instrument	Manufacturer	Model No.	Serial No.	Characteristics	Calibration Date	Test Date	Due Date	Remark
EMI Test Receiver	Keysight	N9038A	MY56400004	3Hz~8.5GHz;Max 30dBm	Oct. 13, 2022	Sep. 20, 2023~ Oct. 12, 2023	Oct. 12, 2023	Radiation (03CH06-KS)
EMI Test Receiver	Keysight	N9038A	MY56400004	3Hz~8.5GHz;Max 30dBm	Oct. 10, 2023		Oct. 09, 2024	Radiation (03CH06-KS)
EXA Spectrum Analyzer	Keysight	N9010B	MY60242126	10Hz~44GHz	Oct. 13, 2022	Sep. 20, 2023~ Oct. 12, 2023	Oct. 12, 2023	Radiation (03CH06-KS)
EXA Spectrum Analyzer	Keysight	N9010B	MY60242126	10Hz~44GHz	Oct. 10, 2023		Oct. 09, 2024	Radiation (03CH06-KS)
Loop Antenna	R&S	HFH2-Z2	100321	9kHz~30MHz	Oct. 16, 2022	Sep. 20, 2023~ Oct. 12, 2023	Oct. 15, 2023	Radiation (03CH06-KS)
Bilog Antenna	TeseQ	CBL6111D	49921	30MHz~1GHz	Apr. 09, 2023	Sep. 20, 2023~ Oct. 12, 2023	Apr. 08, 2024	Radiation (03CH06-KS)
Double Ridge Horn Antenna	ETS-Lindgren	3117	00218652	1GHz~18GHz	Apr. 06, 2023	Sep. 20, 2023~ Oct. 12, 2023	Apr. 05, 2024	Radiation (03CH06-KS)
SHF-EHF Horn	Com-power	AH-840	101093	18GHz~40GHz	Jan. 08, 2023	Sep. 20, 2023~ Oct. 12, 2023	Jan. 07, 2024	Radiation (03CH06-KS)
Amplifier	SONOMA	310N	380827	9KHz ~1GHZ	Jul. 06, 2023	Sep. 20, 2023~ Oct. 12, 2023	Jul. 05, 2024	Radiation (03CH06-KS)
Amplifier	MITEQ	EM18G40GGA	060728	18~40GHz	Jan. 05, 2023	Sep. 20, 2023~ Oct. 12, 2023	Jan. 04, 2024	Radiation (03CH06-KS)
high gain Amplifier	MITEQ	AMF-7D-00101800-30-10P	2082395	1Ghz-18Ghz	Jan. 05, 2023	Sep. 20, 2023~ Oct. 12, 2023	Jan. 04, 2024	Radiation (03CH06-KS)
Amplifier	Keysight	83017A	MY53270319	500MHz~26.5GHz	Oct. 12, 2022	Sep. 20, 2023~ Oct. 12, 2023	Oct. 11, 2023	Radiation (03CH06-KS)
Amplifier	Keysight	83017A	MY53270319	500MHz~26.5GHz	Oct. 10, 2023		Oct. 09, 2024	Radiation (03CH06-KS)
AC Power Source	Chroma	61601	F104090004	N/A	NCR	Sep. 20, 2023~ Oct. 12, 2023	NCR	Radiation (03CH06-KS)
Turn Table	ChamPro	EM 1000-T	060762-T	0~360 degree	NCR	Sep. 20, 2023~ Oct. 12, 2023	NCR	Radiation (03CH06-KS)
Antenna Mast	ChamPro	EM 1000-A	060762-A	1 m~4 m	NCR	Sep. 20, 2023~ Oct. 12, 2023	NCR	Radiation (03CH06-KS)
Spectrum Analyzer	R&S	FSV40	101040	10Hz~40GHz	Oct. 12, 2022	Sep. 21, 2023~ Oct. 09, 2023	Oct. 11, 2023	Conducted (TH01-KS)
Pulse Power Sensor	Anritsu	MA2411B	0917070	300MHz~40GHz	Jan. 05, 2023	Sep. 21, 2023~ Oct. 09, 2023	Jan. 04, 2024	Conducted (TH01-KS)
Power Meter	Anritsu	ML2495A	1005002	50MHz Bandwidth	Jan. 05, 2023	Sep. 21, 2023~ Oct. 09, 2023	Jan. 04, 2024	Conducted (TH01-KS)
EMI Receiver	R&S	ESCI7	100768	9kHz~7GHz;	May 16, 2023	Sep. 20, 2023	May 15, 2024	Conduction (CO01-KS)
AC LISN (for auxiliary equipment)	MessTec	AN3016	060103	9kHz~30MHz	Oct. 13, 2022	Sep. 20, 2023	Oct. 12, 2023	Conduction (CO01-KS)
AC LISN	MessTec	AN3016	060105	9kHz~30MHz	May 16, 2023	Sep. 20, 2023	May 15, 2024	Conduction (CO01-KS)
AC Power Source	Chroma	61602	ABP00000811	AC 0V~300V, 45Hz~1000Hz	Oct. 12, 2022	Sep. 20, 2023	Oct. 11, 2023	Conduction (CO01-KS)

NCR: No Calibration Required



5 Measurement Uncertainty

The measurement uncertainties shown below were calculated in accordance with the requirements of ANSI 63.10-2013. All the measurement uncertainty value were shown with a coverage K=2 to indicate 95% level of confidence. The measurement data show herein meets or exceeds the CISPR measurement uncertainty values specified in CISPR 16-4-2 and can be compared directly to specified limit to determine compliance.

Uncertainty of Conducted Measurement

Test Item	Uncertainty
Conducted Power	±0.46 dB
Conducted Emissions	±2.26 dB
Occupied Channel Bandwidth	±0.1 %
Conducted Power Spectral Density	±0.88 dB

Uncertainty of Conducted Emission Measurement (150kHz ~ 30MHz)

Measuring Uncertainty for a Level of Confidence of 95% (U = 2Uc(y))	2.94 dB
---	---------

Uncertainty of Radiated Emission Measurement (30 MHz ~ 1000 MHz)

Measuring Uncertainty for a Level of Confidence of 95% (U = 2Uc(y))	6.26 dB
---	---------

Uncertainty of Radiated Emission Measurement (1000 MHz ~ 18000 MHz)

Measuring Uncertainty for a Level of Confidence of 95% (U = 2Uc(y))	5.02 dB
---	---------

Uncertainty of Radiated Emission Measurement (18000 MHz ~ 40000 MHz)

Measuring Uncertainty for a Level of Confidence of 95% (U = 2Uc(y))	5.26 dB
---	---------

----- THE END -----



Appendix A. Conducted Test Results



Ambient Condition: <u>25</u> °C, <u>45</u> %RH	
Test Date: <u>2023.9.21~2023.10.9</u>	Test Engineer: <u>Gene Wang</u>

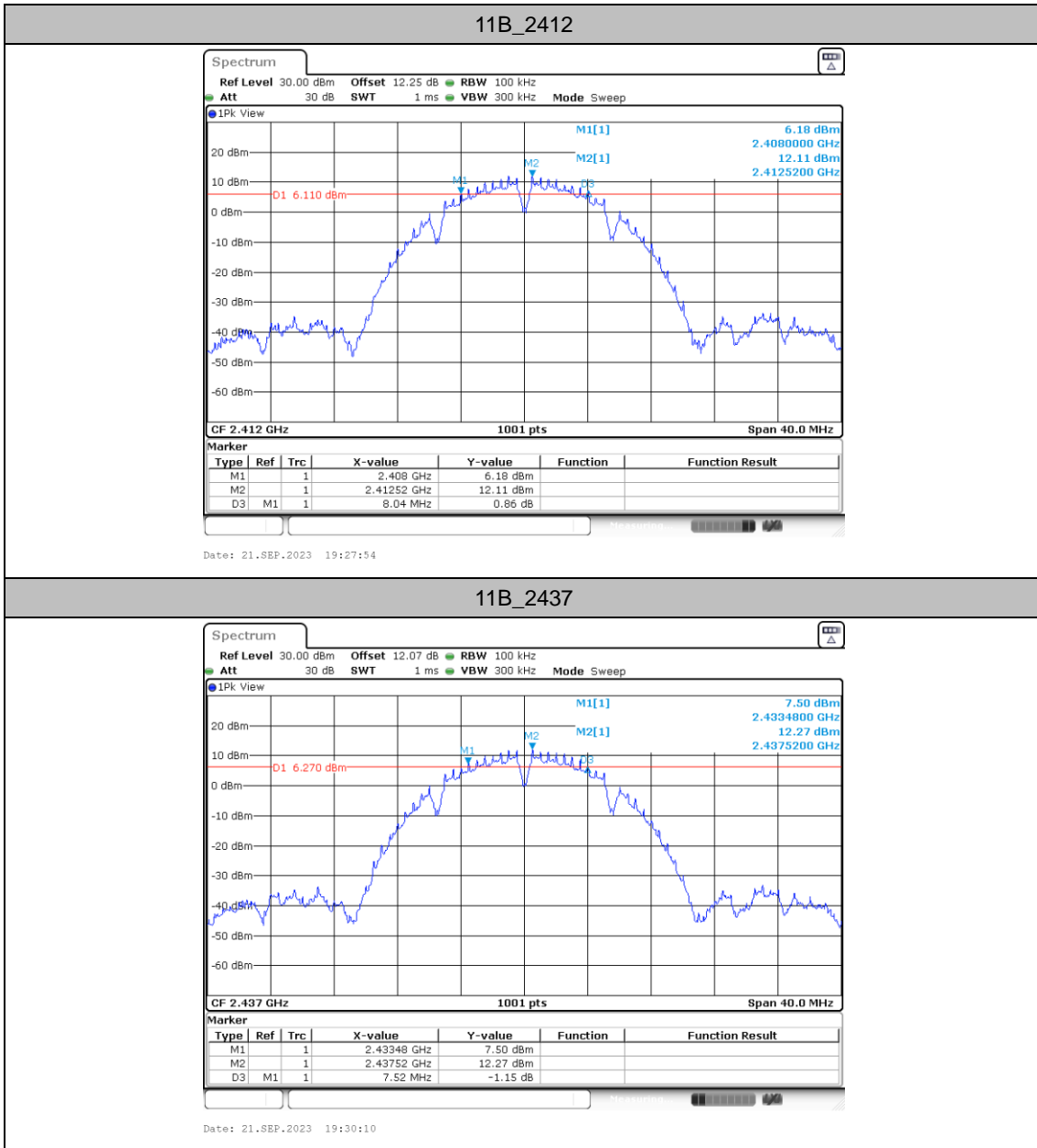
DTS Bandwidth

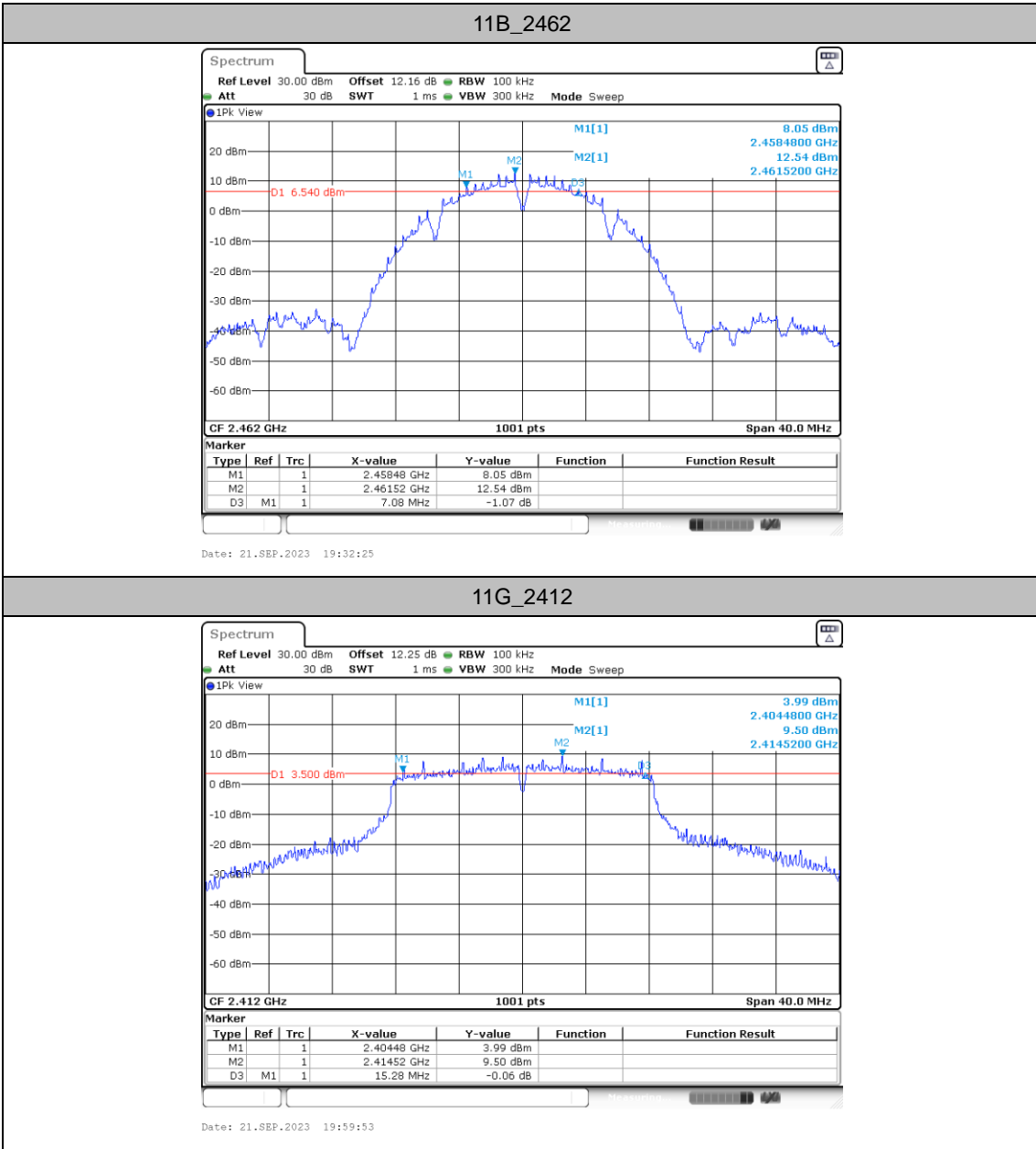
Test Result

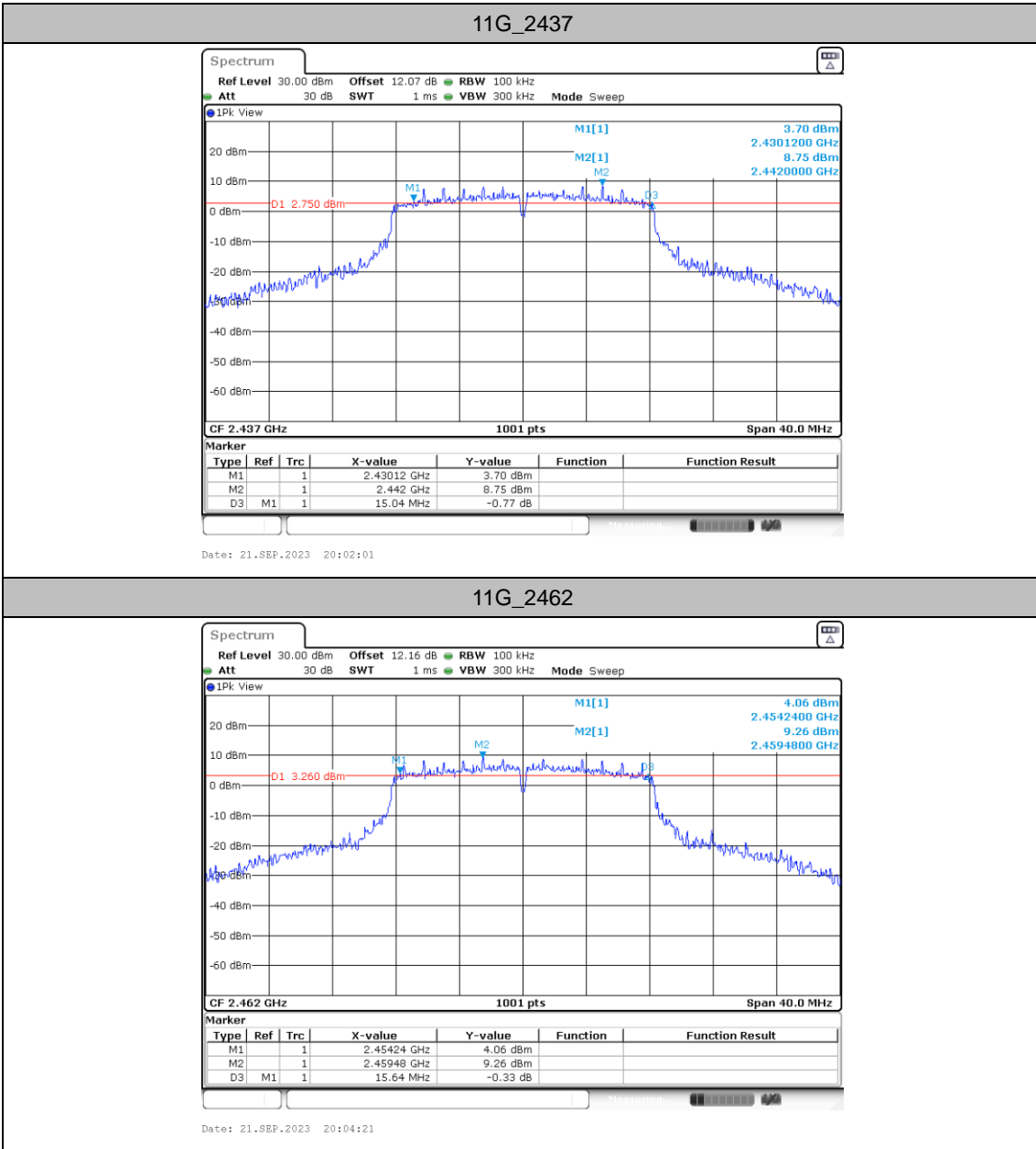
TestMode	Freq(MHz)	DTS BW [MHz]	FL[MHz]	FH[MHz]	Limit[MHz]	Verdict
11B	2412	8.04	2408.00	2416.04	0.5	PASS
	2437	7.52	2433.48	2441.00	0.5	PASS
	2462	7.08	2458.48	2465.56	0.5	PASS
11G	2412	15.28	2404.48	2419.76	0.5	PASS
	2437	15.04	2430.12	2445.16	0.5	PASS
	2462	15.64	2454.24	2469.88	0.5	PASS
11N20SISO	2412	13.44	2406.12	2419.56	0.5	PASS
	2437	15.44	2429.44	2444.88	0.5	PASS
	2462	15.08	2454.44	2469.52	0.5	PASS

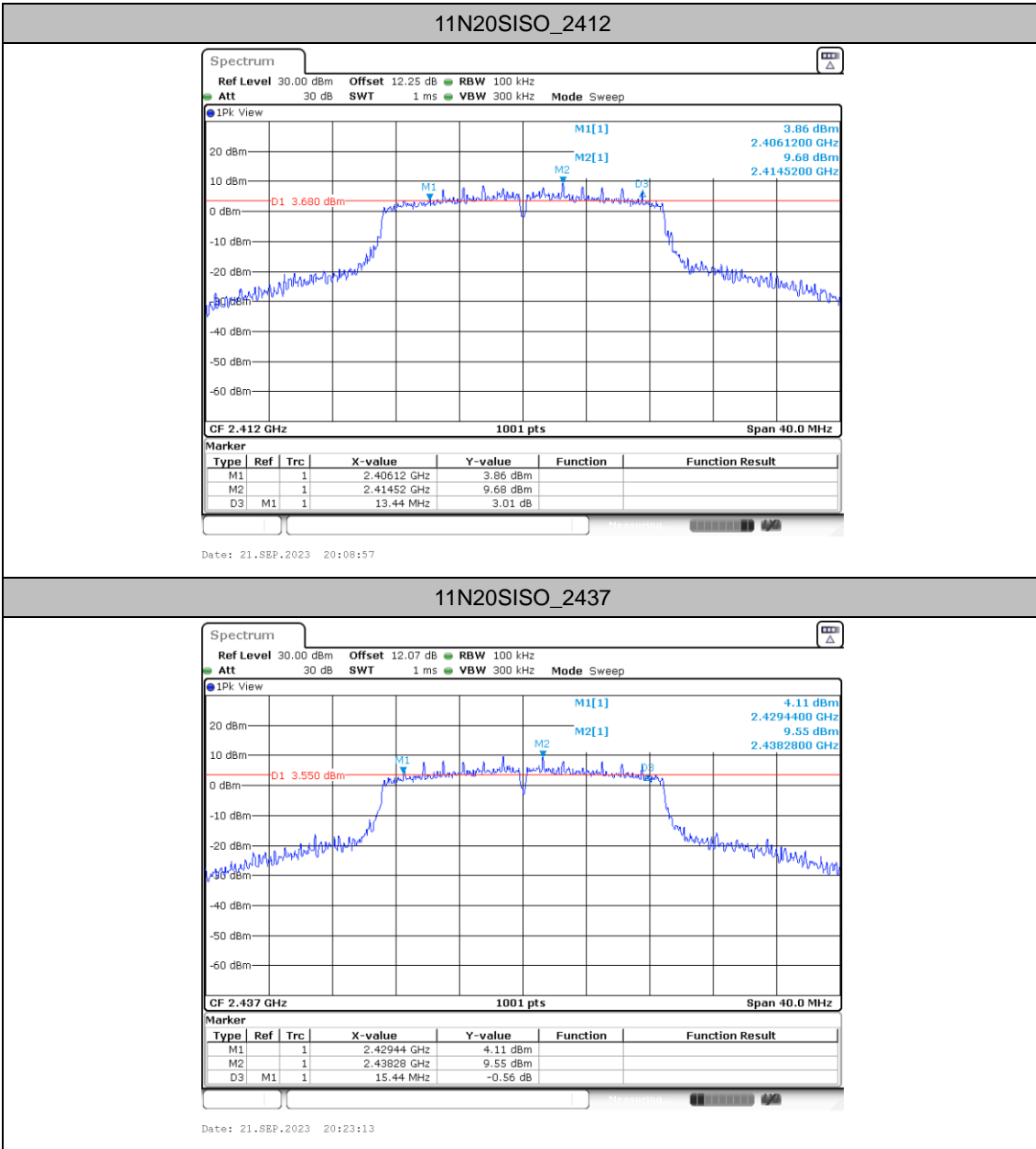


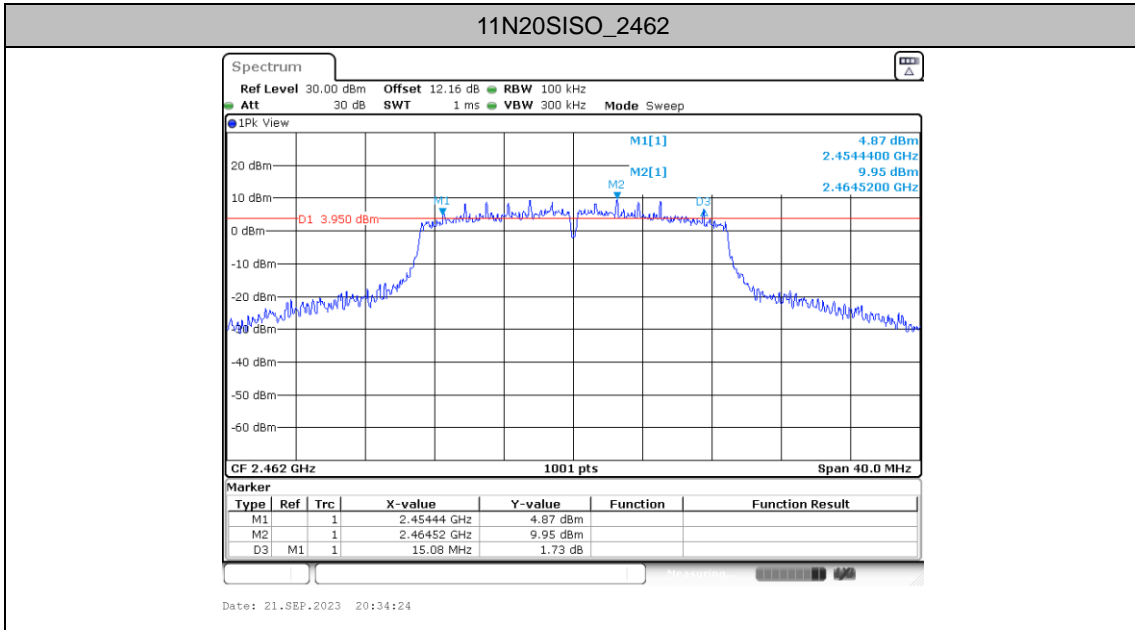
Test Graphs













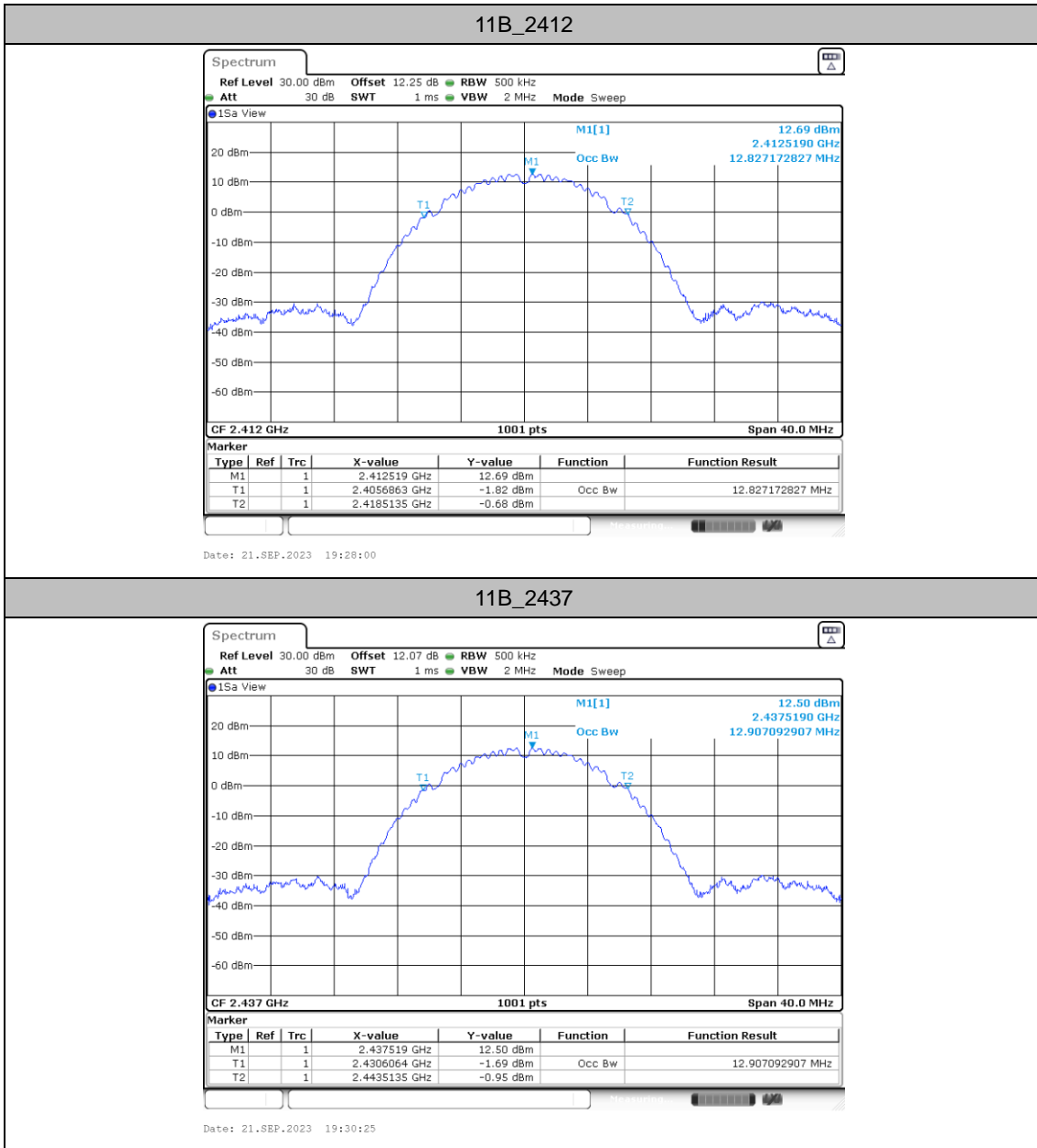
Occupied Channel Bandwidth

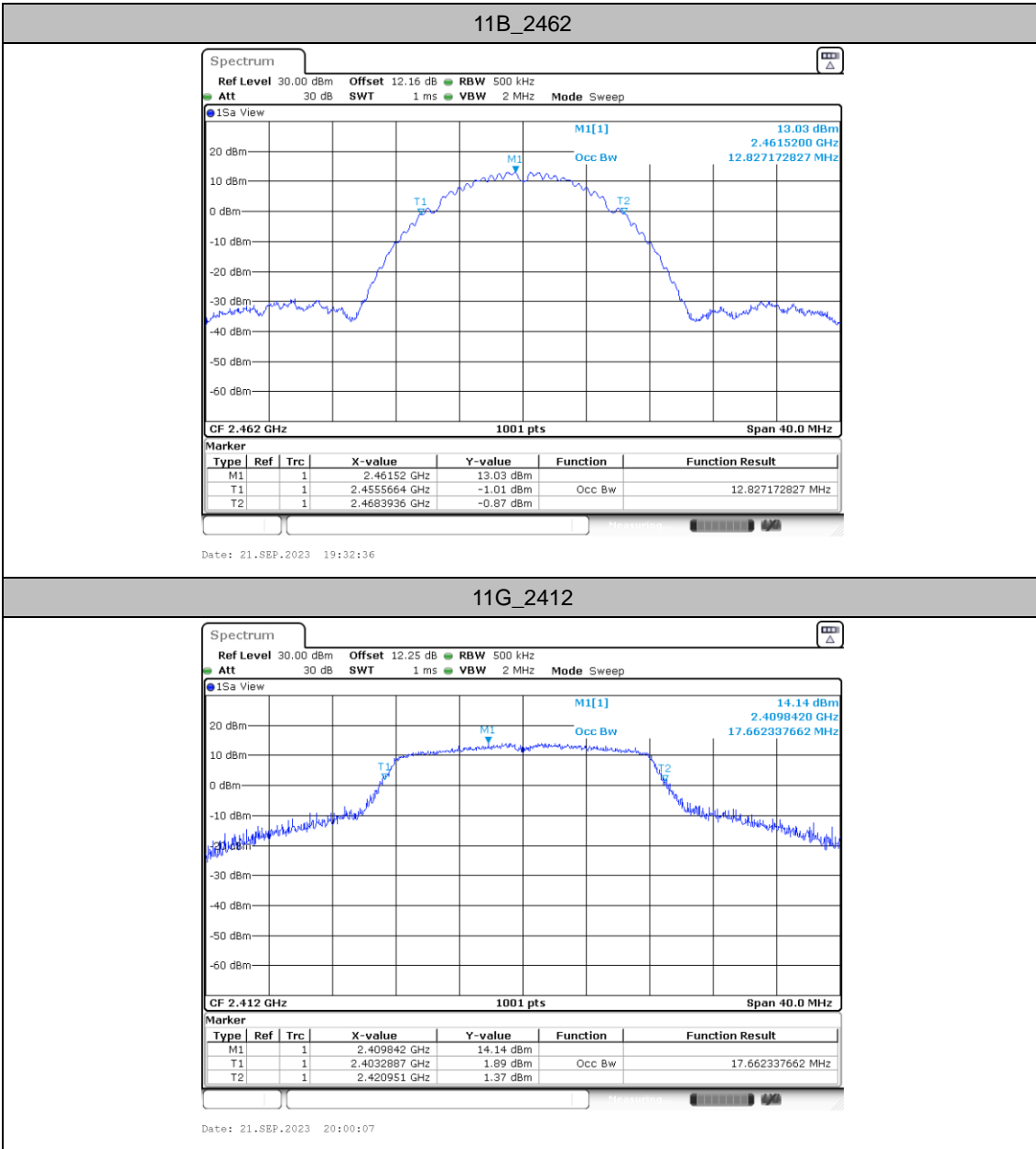
Test Result

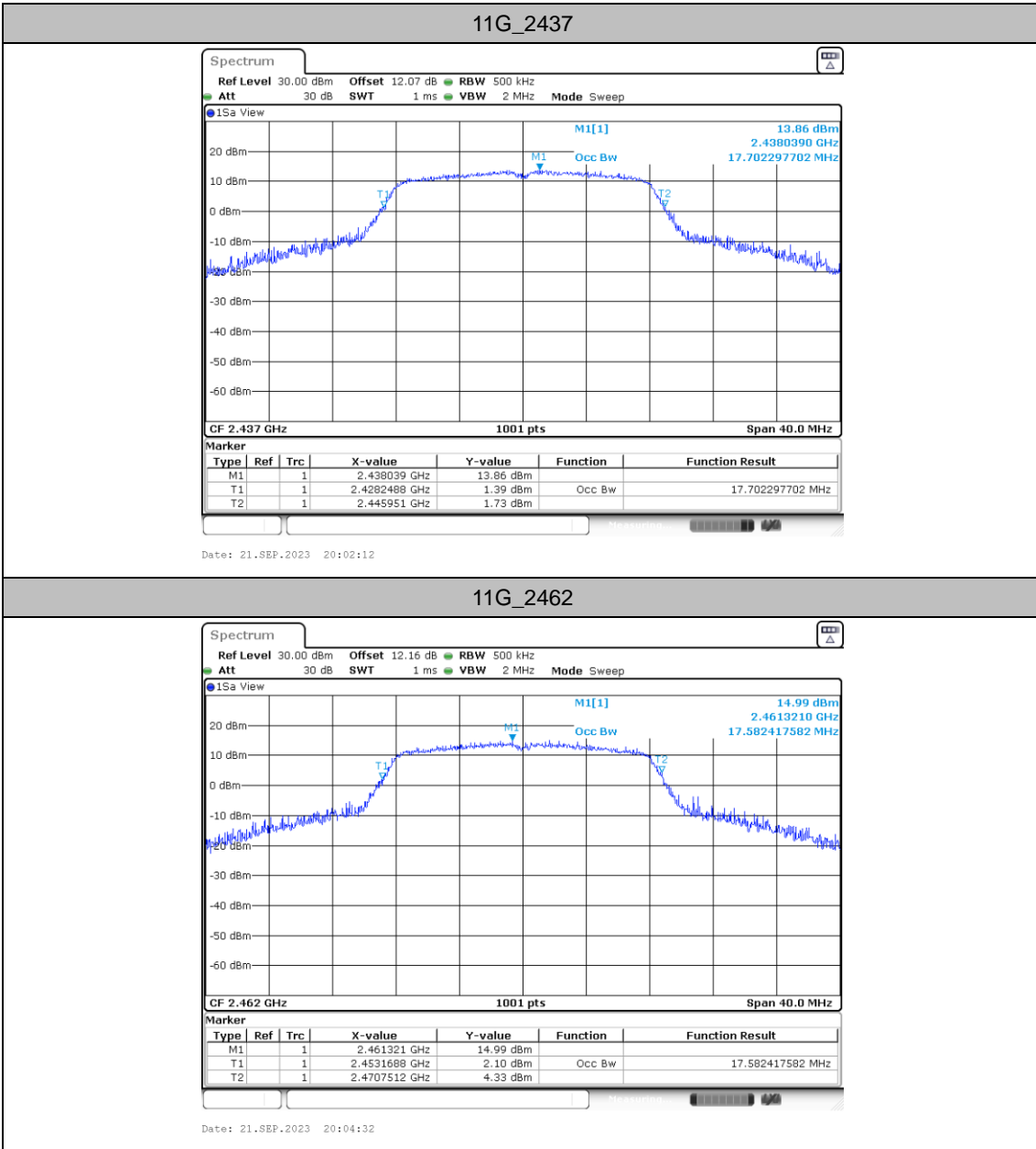
TestMode	Freq(MHz)	OCB [MHz]	FL[MHz]	FH[MHz]
11B	2412	12.827	2405.6863	2418.5135
	2437	12.907	2430.6064	2443.5135
	2462	12.827	2455.5664	2468.3936
11G	2412	17.662	2403.2887	2420.9510
	2437	17.702	2428.2488	2445.9510
	2462	17.582	2453.1688	2470.7512
11N20SISO	2412	18.462	2402.8092	2421.2707
	2437	18.621	2427.7293	2446.3506
	2462	18.501	2452.7293	2471.2308

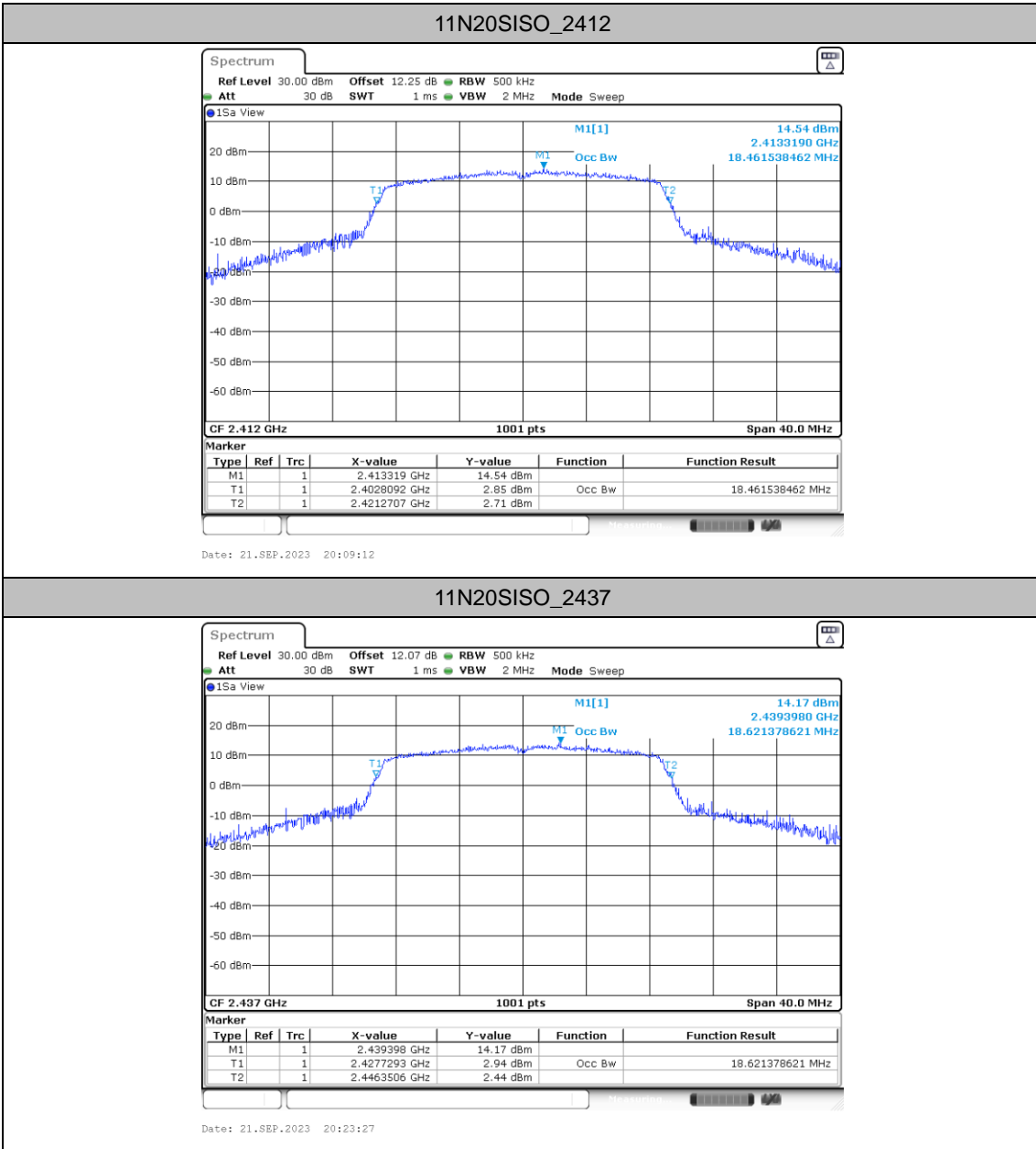


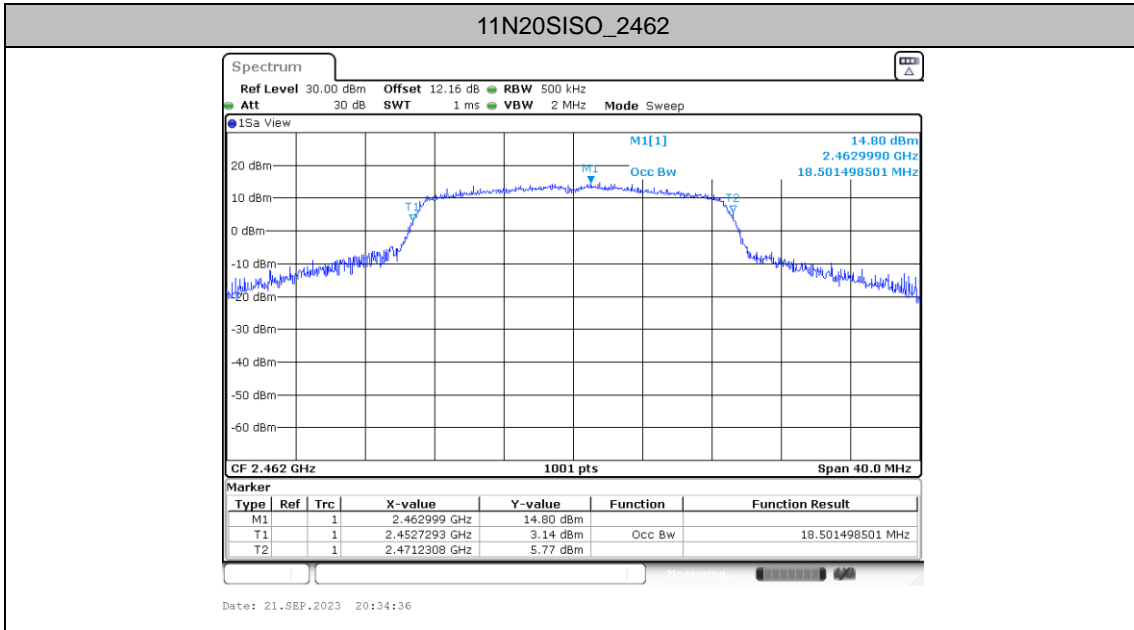
Test Graphs













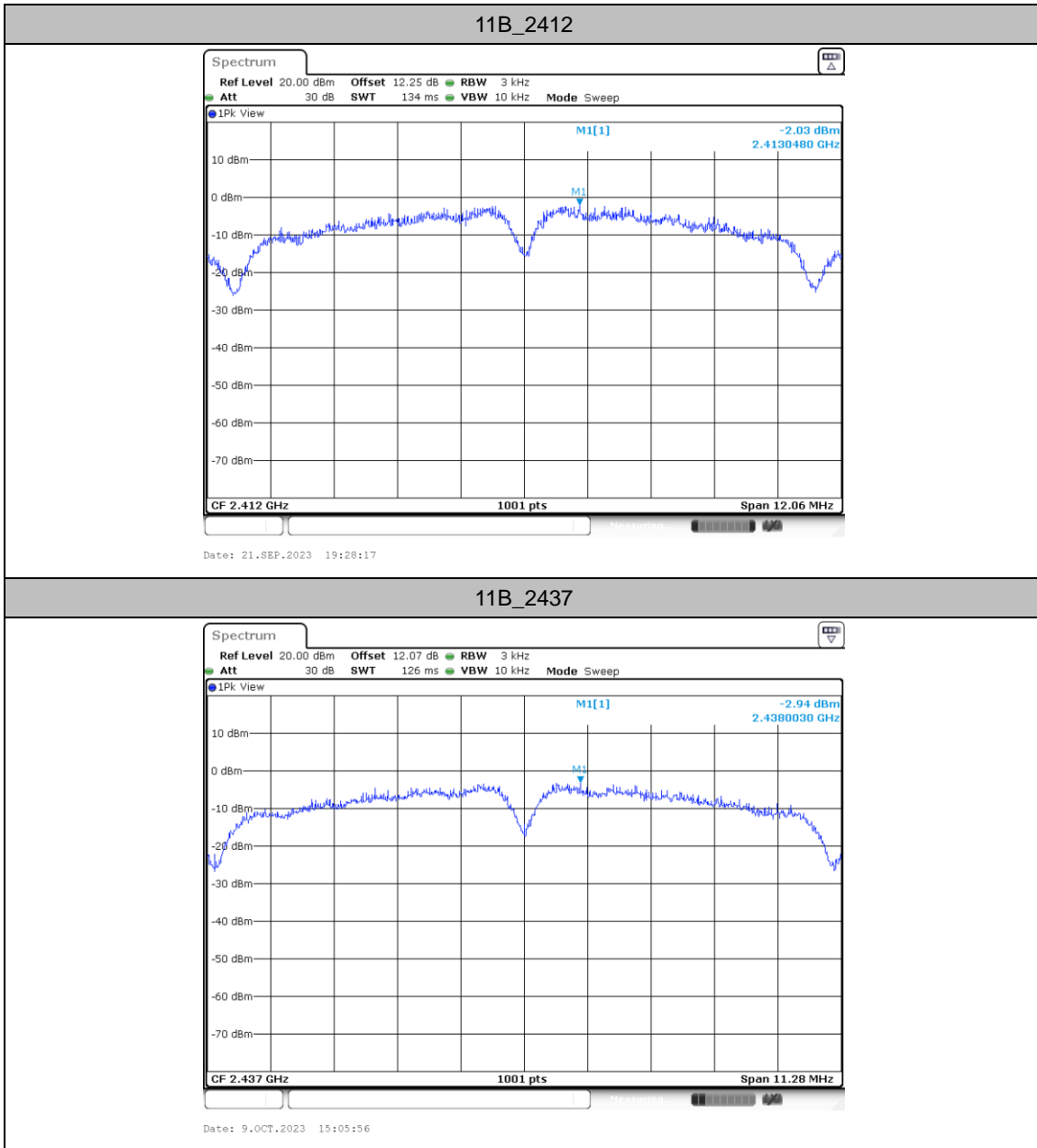
Maximum power spectral density

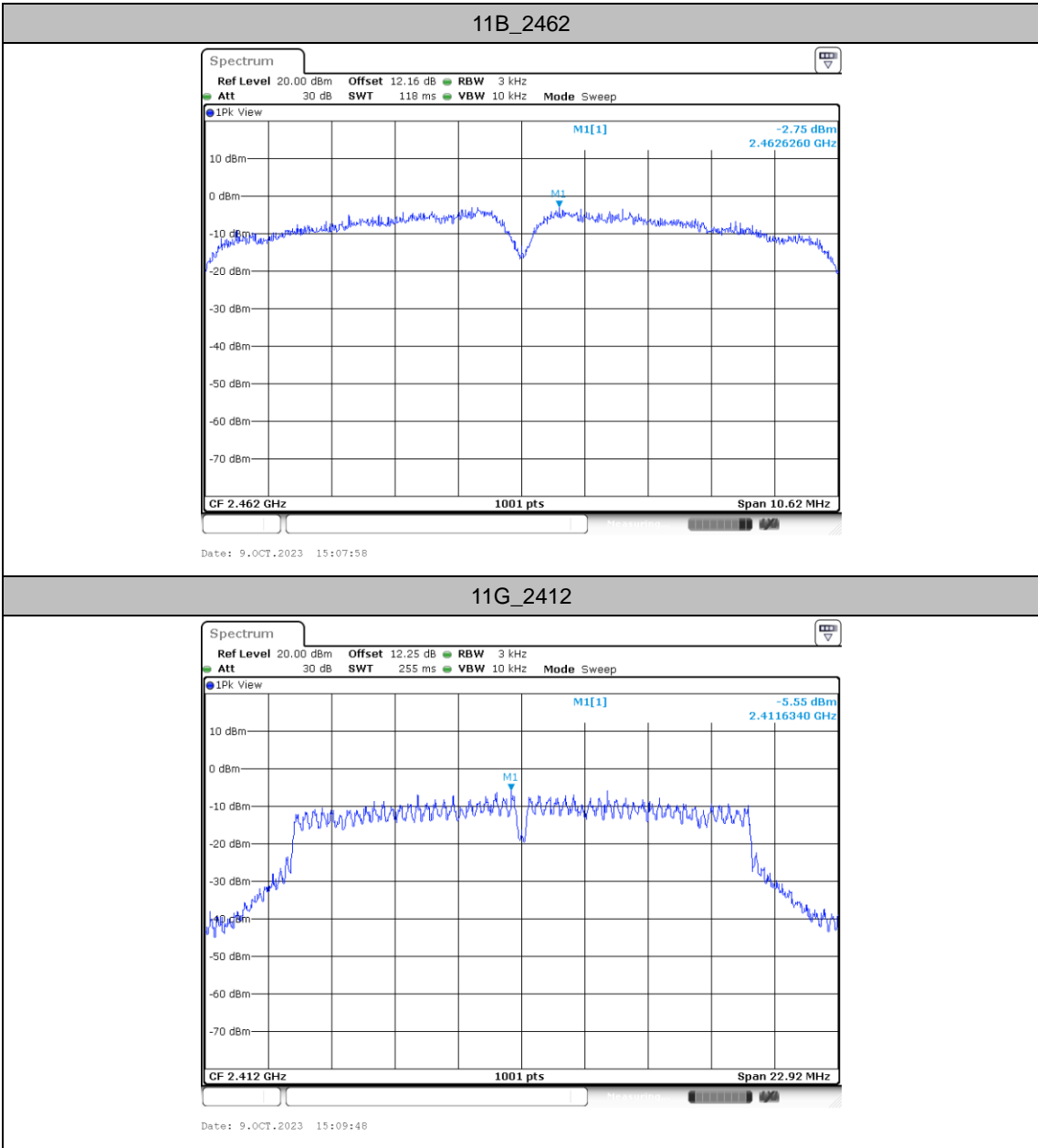
Test Result

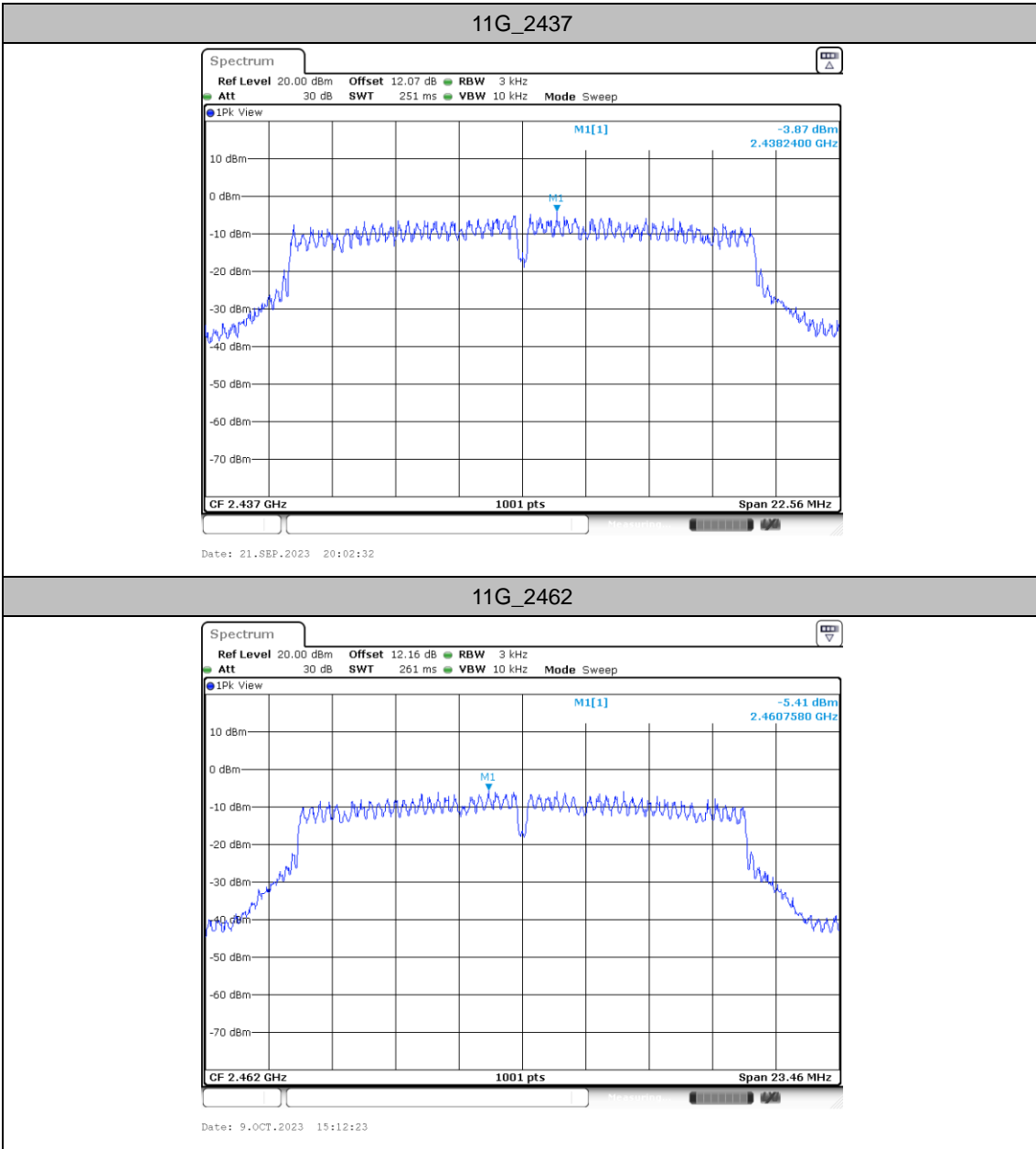
TestMode	Freq(MHz)	Result [dBm/3kHz]	Limit [dBm/3kHz]	Verdict
11B	2412	-2.03	≤8.00	PASS
	2437	-2.94	≤8.00	PASS
	2462	-2.75	≤8.00	PASS
11G	2412	-5.55	≤8.00	PASS
	2437	-3.87	≤8.00	PASS
	2462	-5.41	≤8.00	PASS
11N20SISO	2412	-5.85	≤8.00	PASS
	2437	-3.5	≤8.00	PASS
	2462	-6.41	≤8.00	PASS

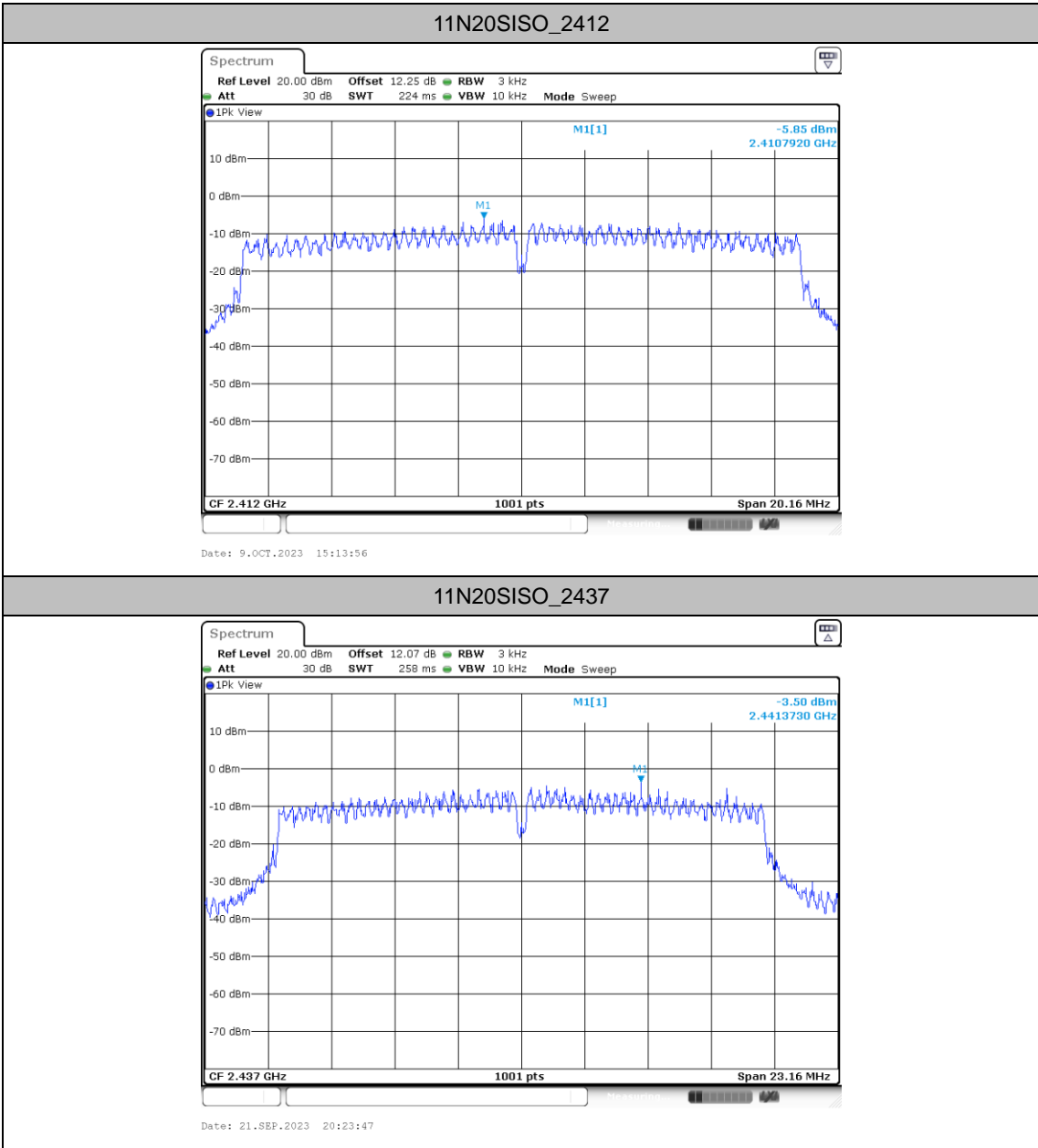


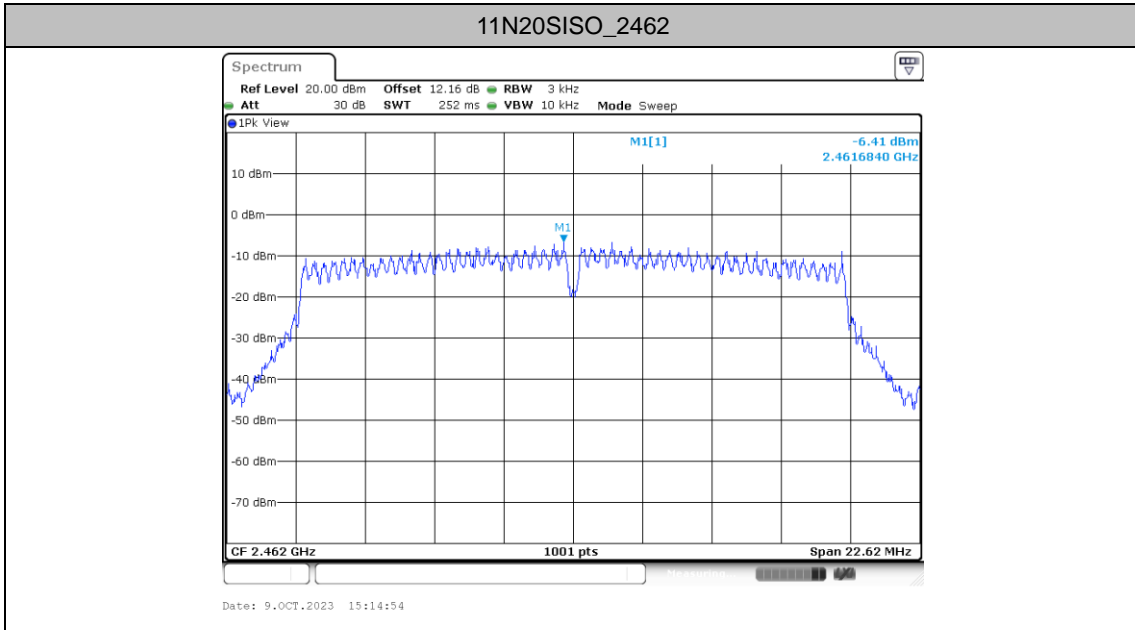
Test Graphs













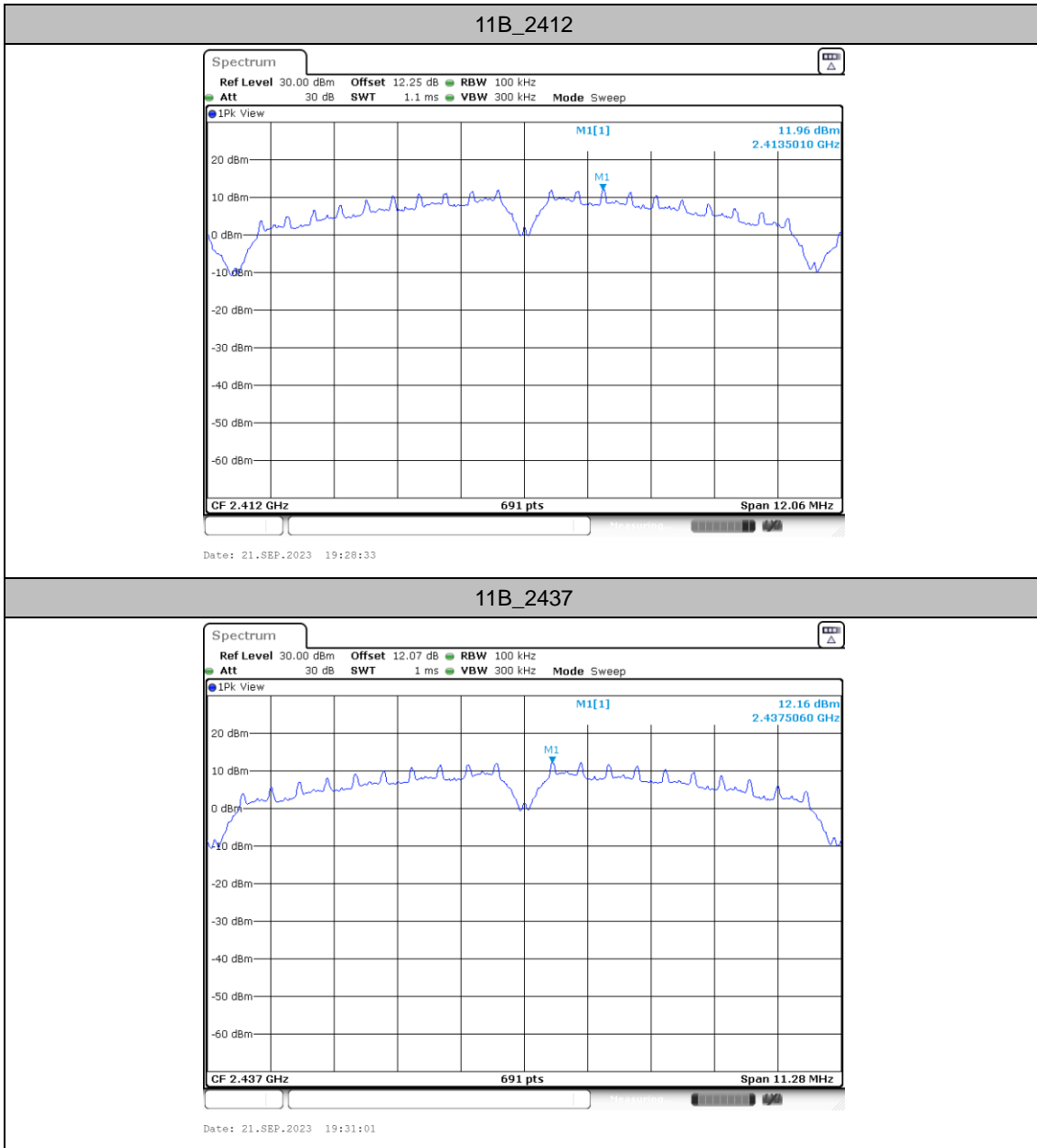
Reference level measurement

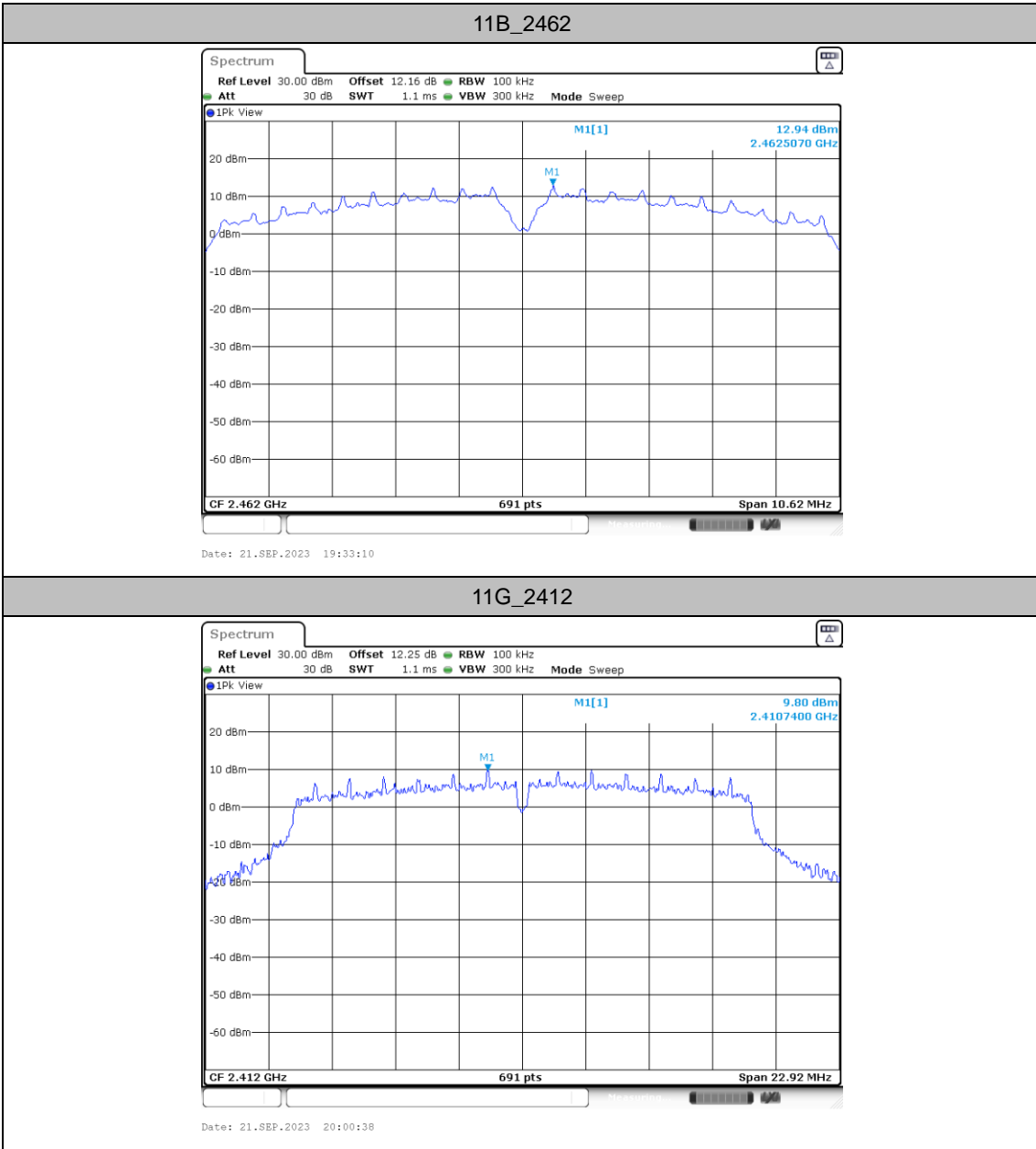
Test Result

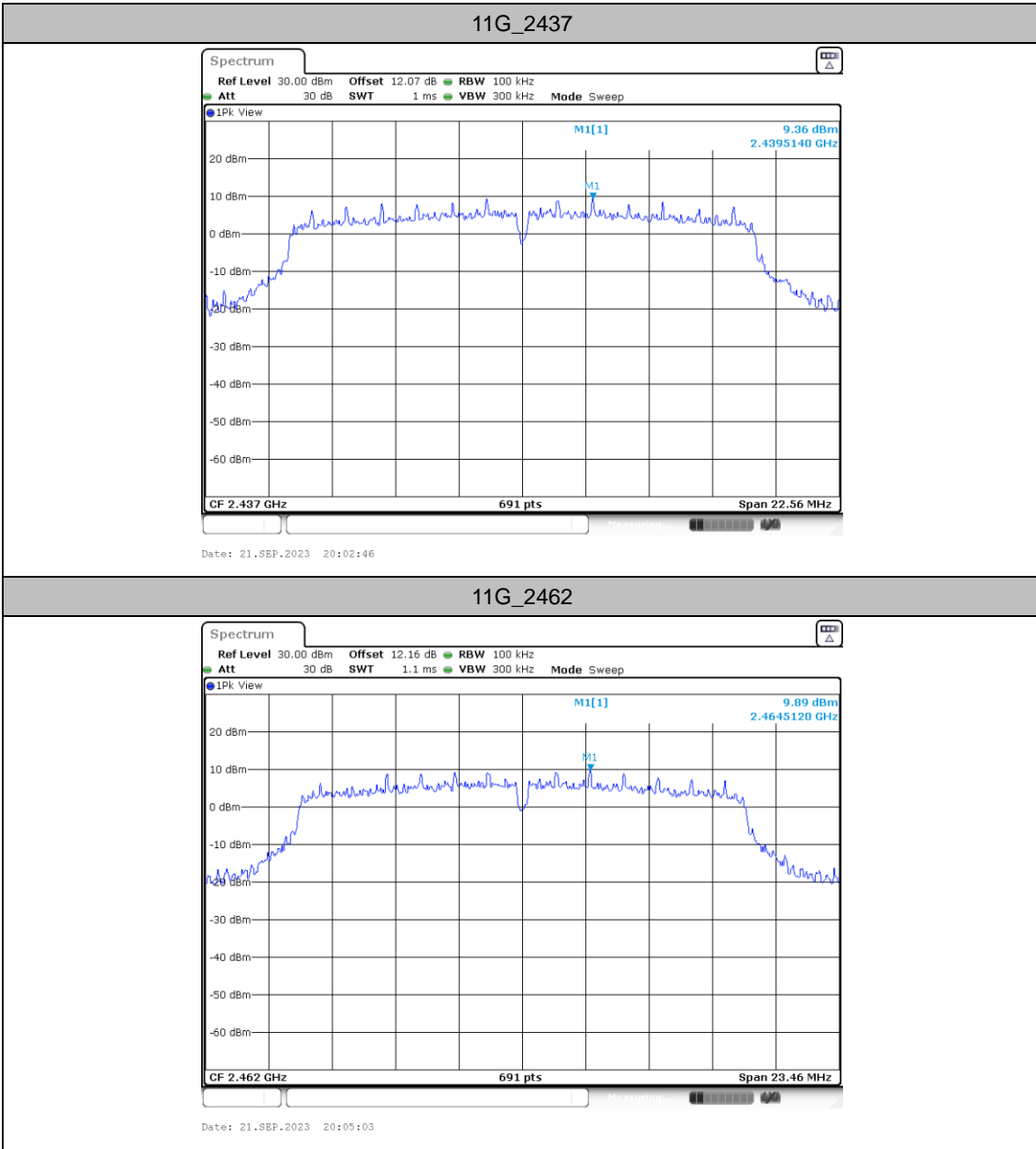
TestMode	Freq(MHz)	Max.Point[MHz]	Result[dBm/100KHz]
11B	2412	2413.50	11.96
	2437	2437.51	12.16
	2462	2462.51	12.94
11G	2412	2410.74	9.80
	2437	2439.51	9.36
	2462	2464.51	9.89
11N20SISO	2412	2413.26	9.63
	2437	2439.48	9.52
	2462	2460.76	10.04

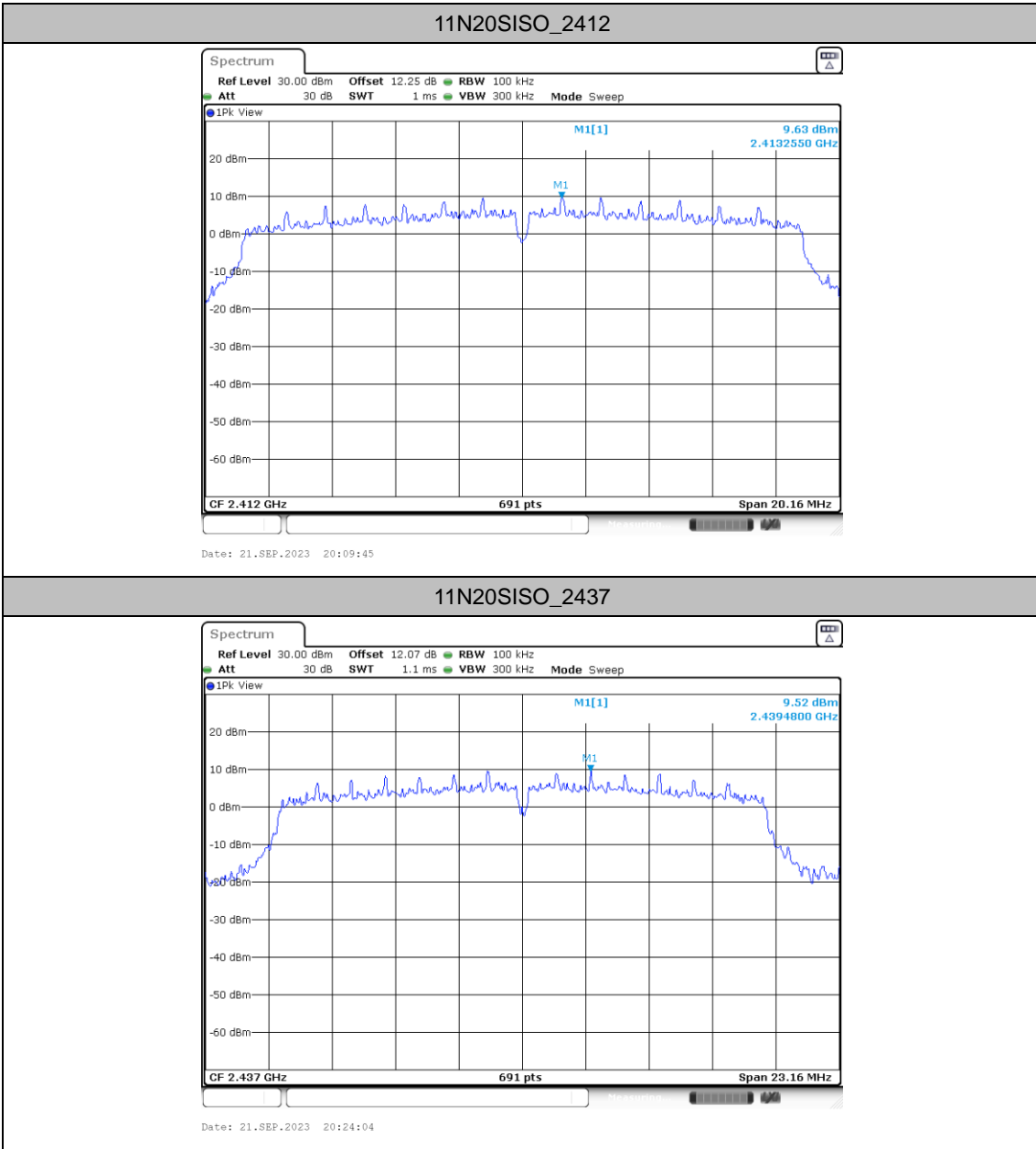


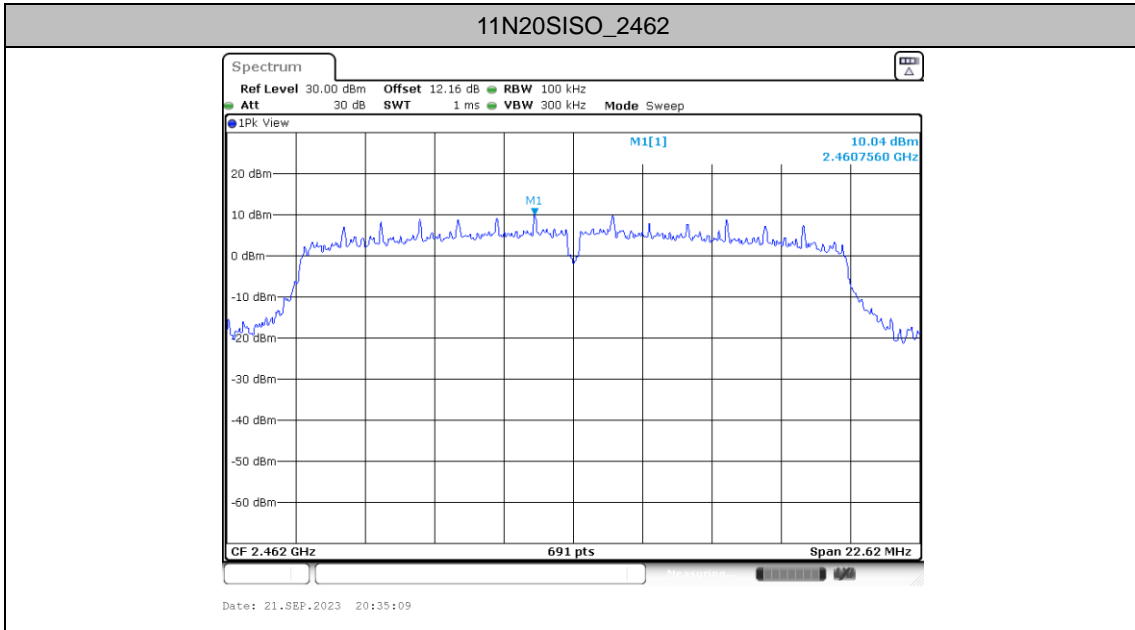
Test Graphs













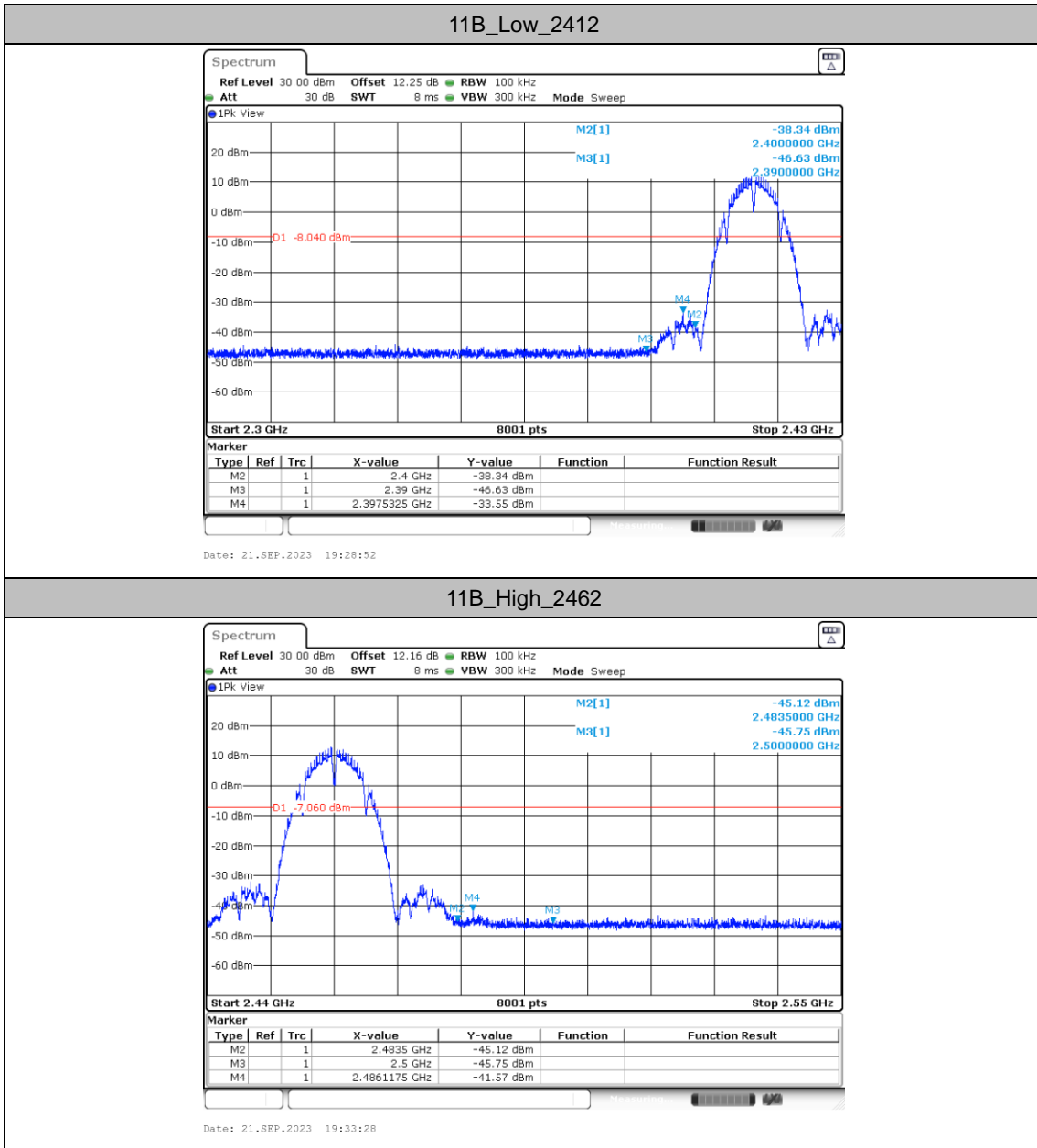
Band edge measurements

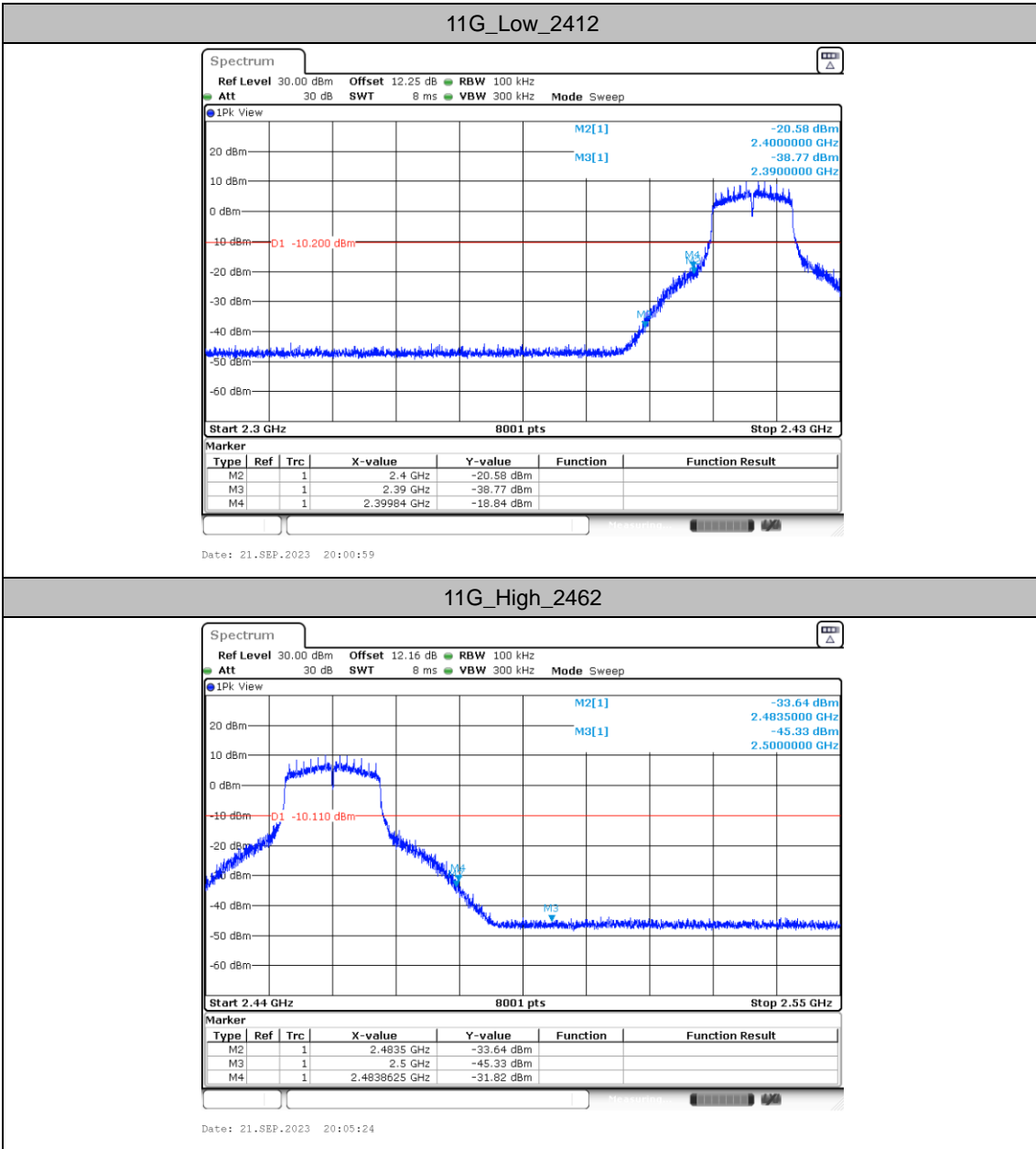
Test Result

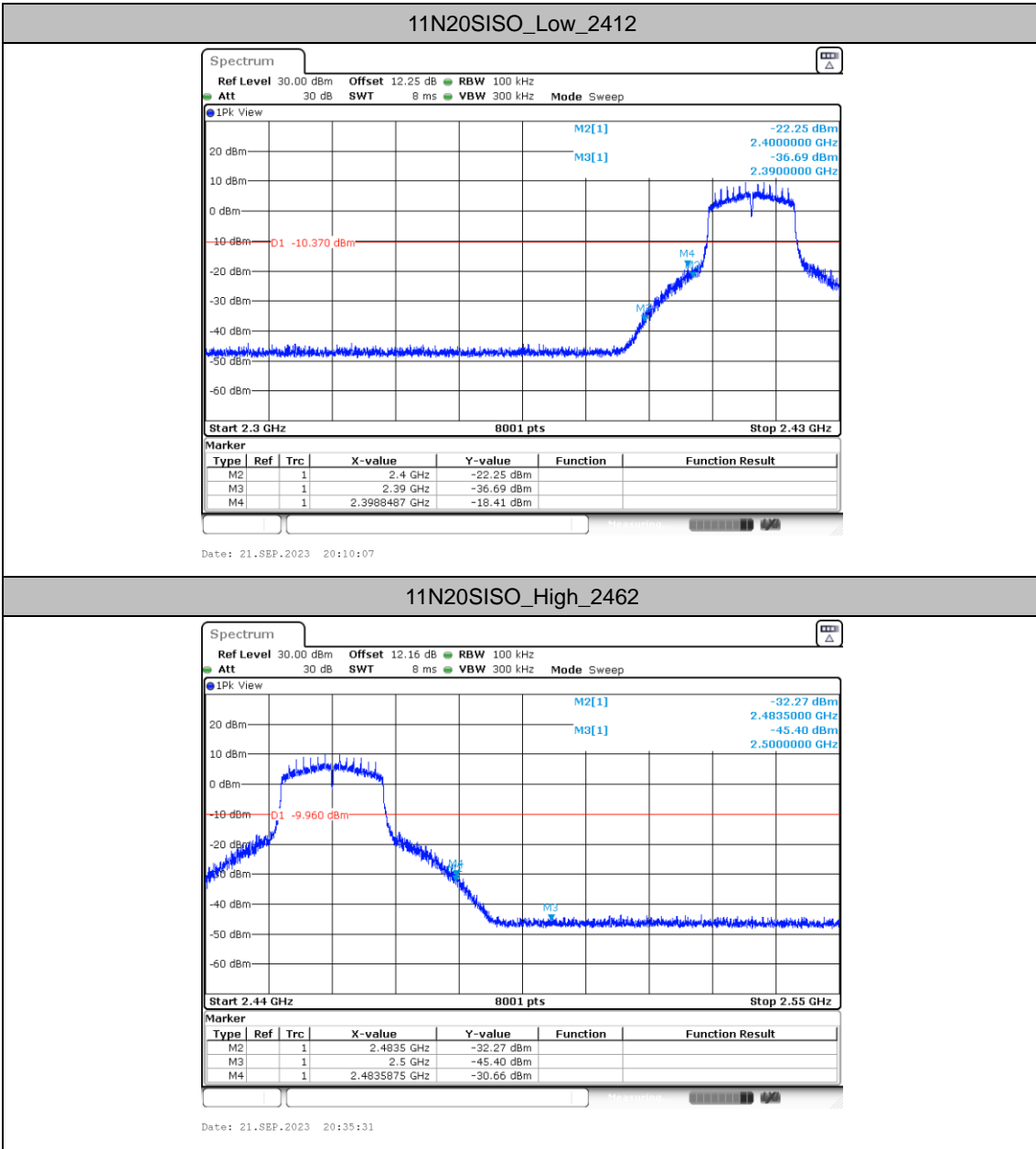
TestMode	CH	Freq (MHz)	RefLevel [dBm/100KHz]	Result [dBm/100KHz]	Limit [dBm/100KHz]	Verdict
11B	Low	2412	11.96	-33.55	≤-8.04	PASS
	High	2462	12.94	-41.57	≤-7.06	PASS
11G	Low	2412	9.80	-18.84	≤-10.2	PASS
	High	2462	9.89	-31.82	≤-10.11	PASS
11N20SISO	Low	2412	9.63	-18.41	≤-10.37	PASS
	High	2462	10.04	-30.66	≤-9.96	PASS



Test Graphs









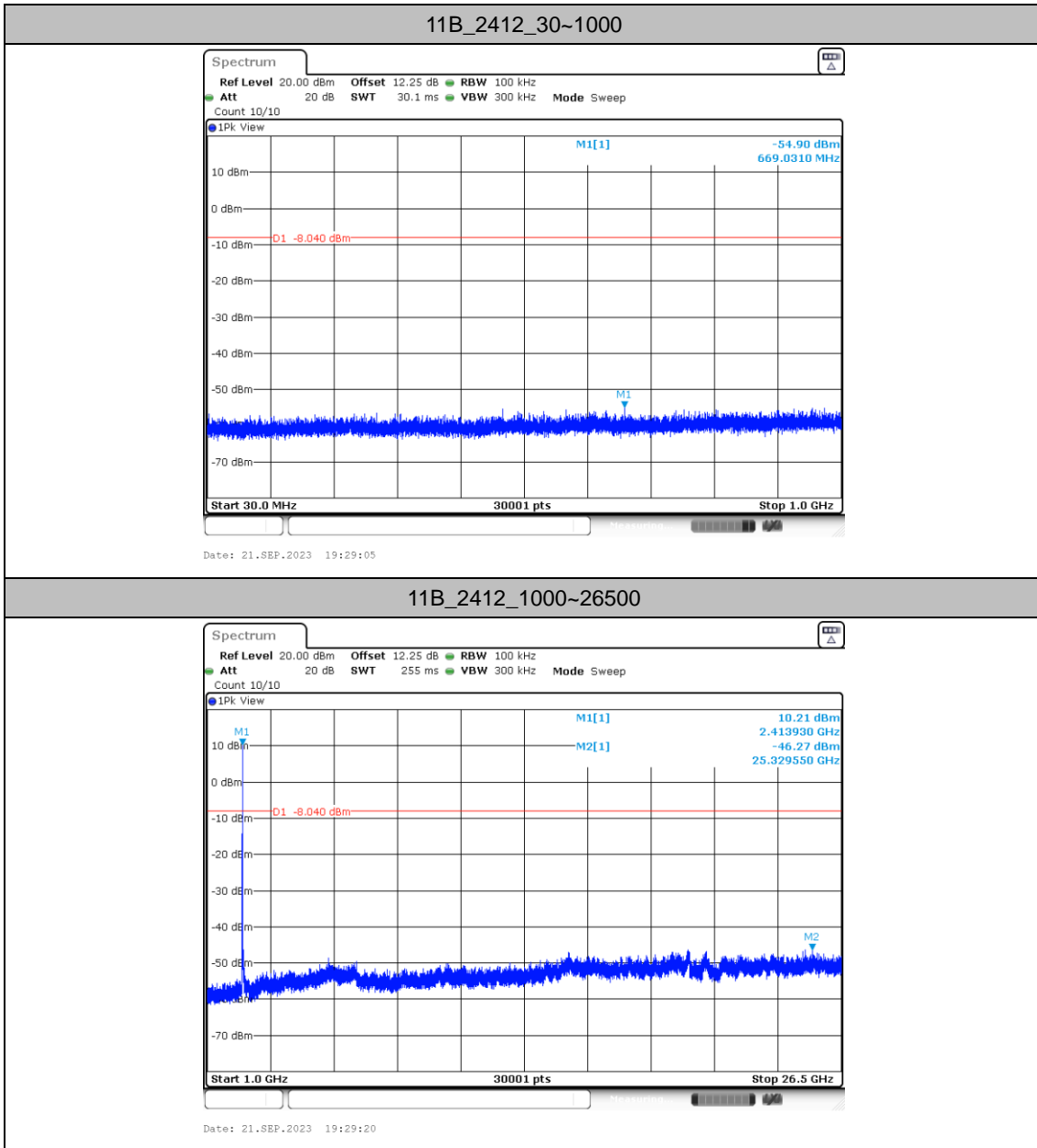
Conducted Spurious Emission

Test Result

TestMode	Freq(MHz)	FreqRange [Mhz]	RefLevel [dBm/100KHz]	Result [dBm/100KHz]	Limit [dBm/100KHz]	Verdict
11B	2412	30~1000	11.96	-54.9	≤-8.04	PASS
		1000~26500	11.96	-46.27	≤-8.04	PASS
	2437	30~1000	12.16	-55.02	≤-7.84	PASS
		1000~26500	12.16	-45.83	≤-7.84	PASS
	2462	30~1000	12.94	-54.79	≤-7.06	PASS
		1000~26500	12.94	-46.19	≤-7.06	PASS
11G	2412	30~1000	9.80	-49.36	≤-10.2	PASS
		1000~26500	9.80	-45.57	≤-10.2	PASS
	2437	30~1000	9.36	-55.32	≤-10.64	PASS
		1000~26500	9.36	-45.89	≤-10.64	PASS
	2462	30~1000	9.89	-54.62	≤-10.11	PASS
		1000~26500	9.89	-46.19	≤-10.11	PASS
11N20SISO	2412	30~1000	9.63	-54.99	≤-10.37	PASS
		1000~26500	9.63	-45.26	≤-10.37	PASS
	2437	30~1000	9.52	-54.86	≤-10.48	PASS
		1000~26500	9.52	-45.16	≤-10.48	PASS
	2462	30~1000	10.04	-54.82	≤-9.96	PASS
		1000~26500	10.04	-46.06	≤-9.96	PASS

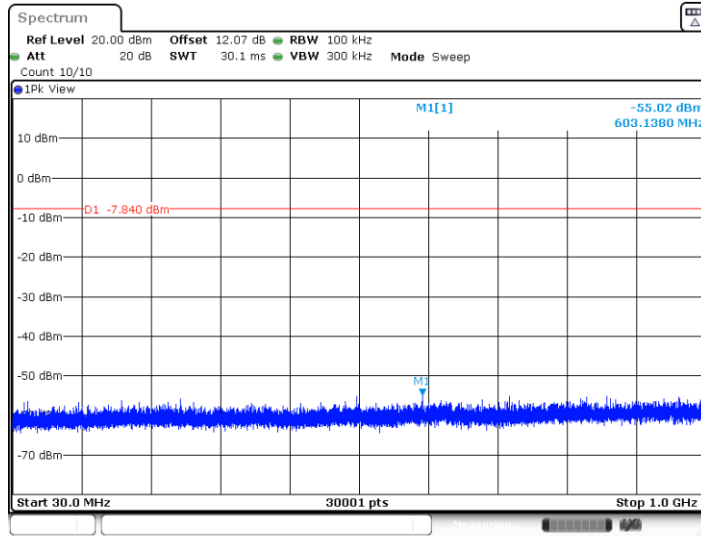


Test Graphs



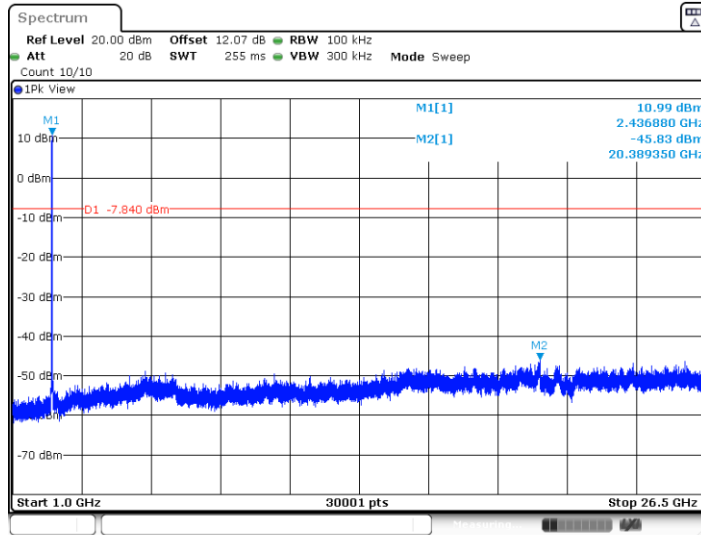


11B_2437_30~1000

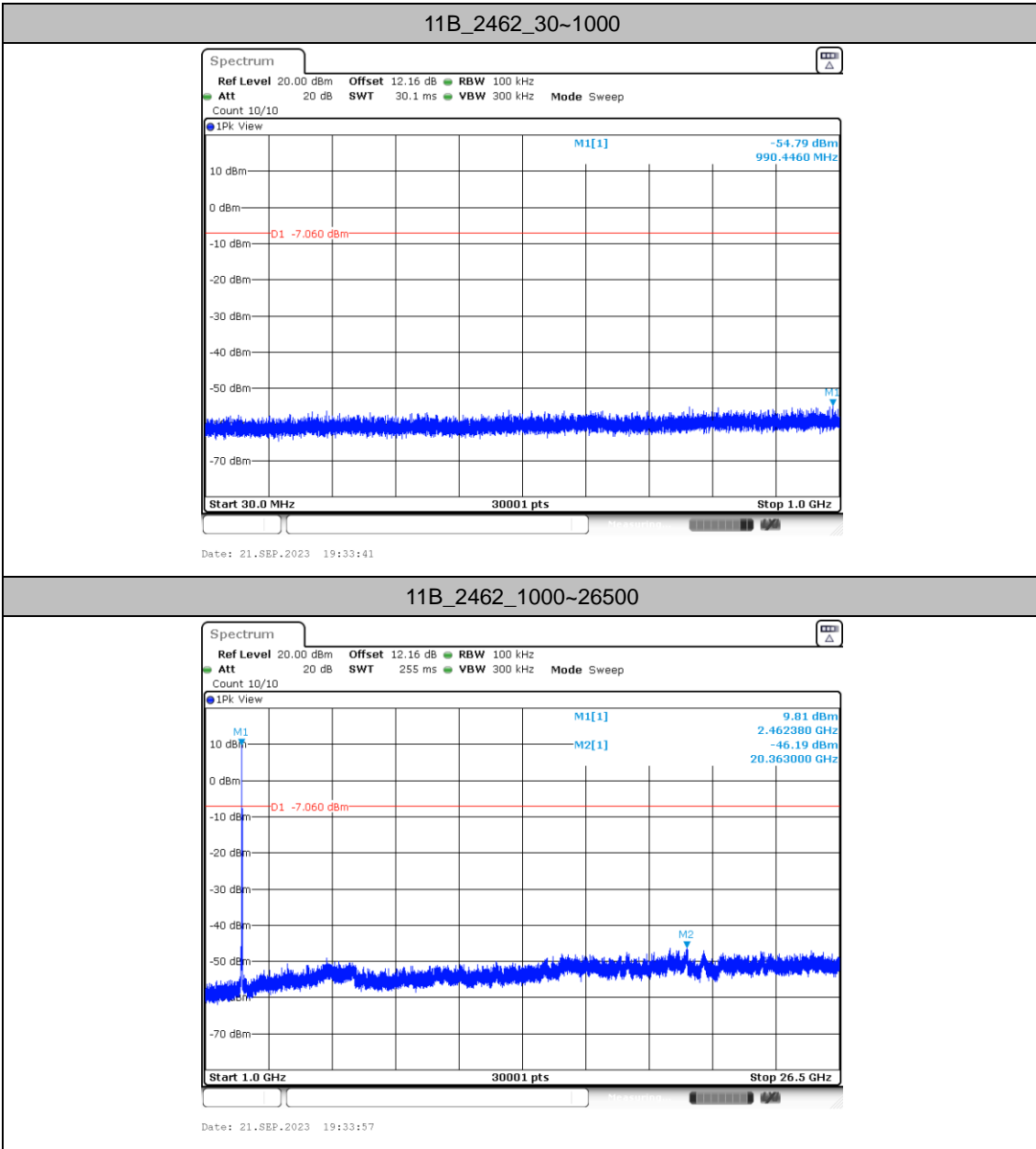


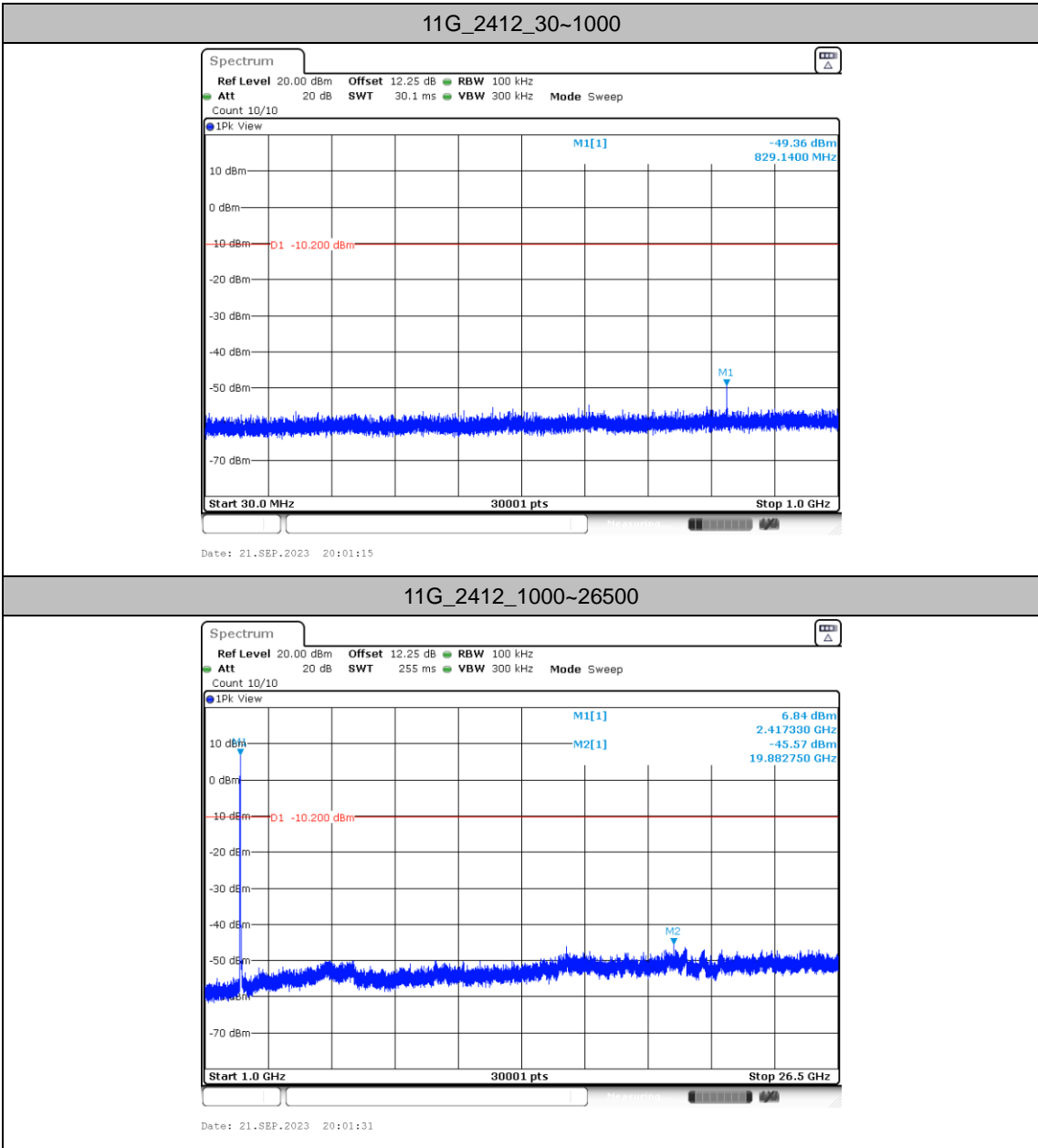
Date: 21-SEP-2023 19:31:16

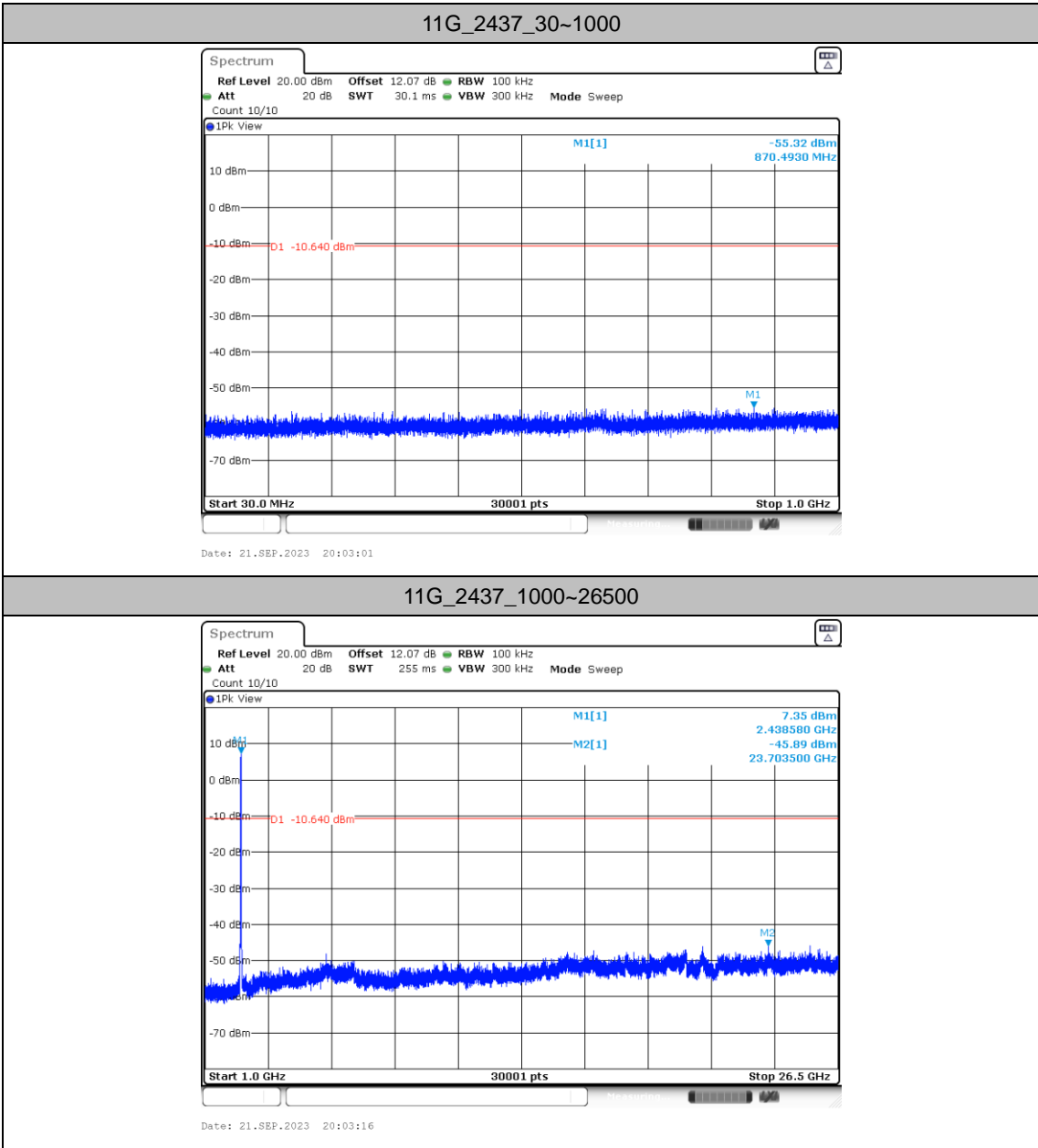
11B_2437_1000~26500

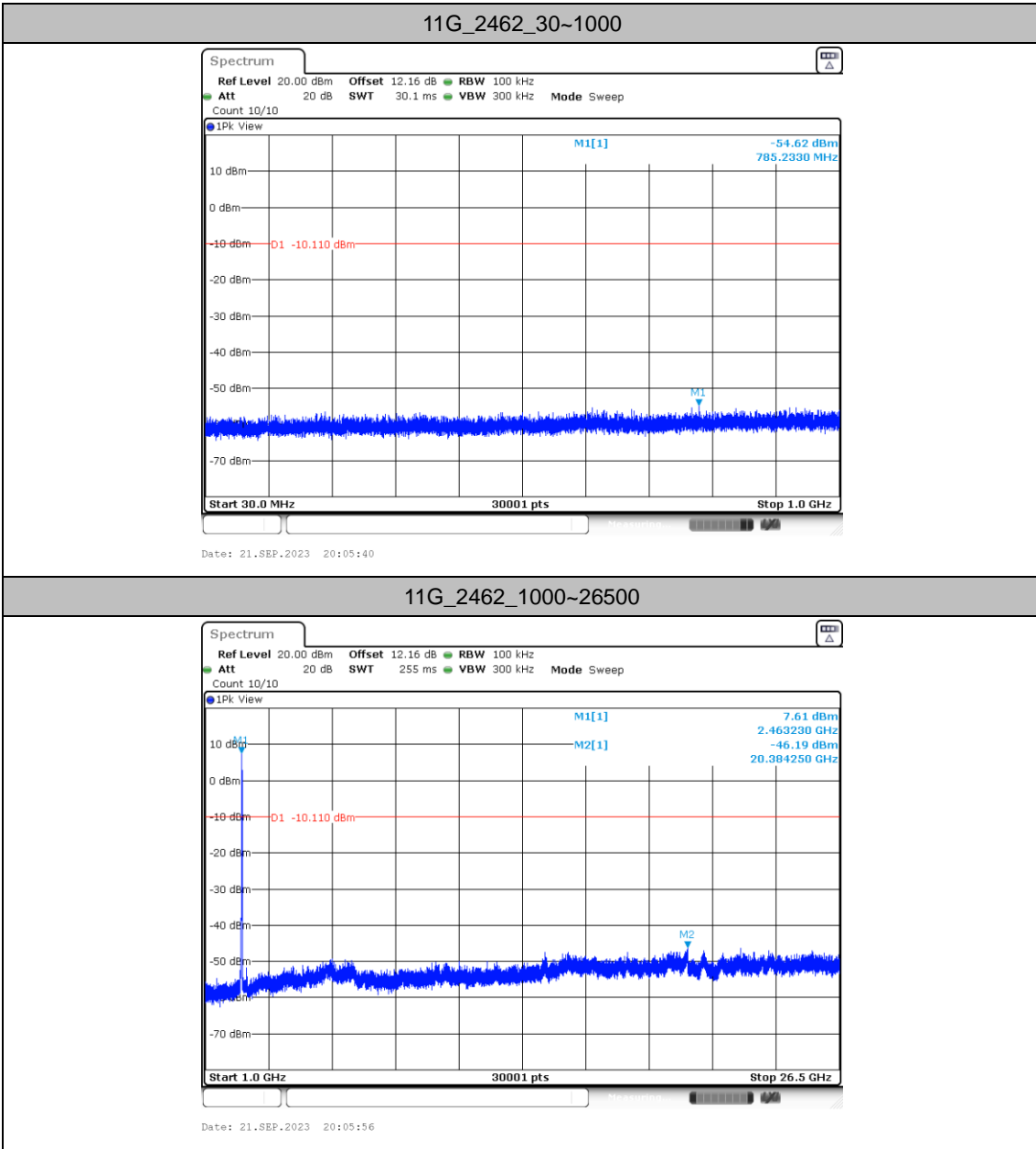


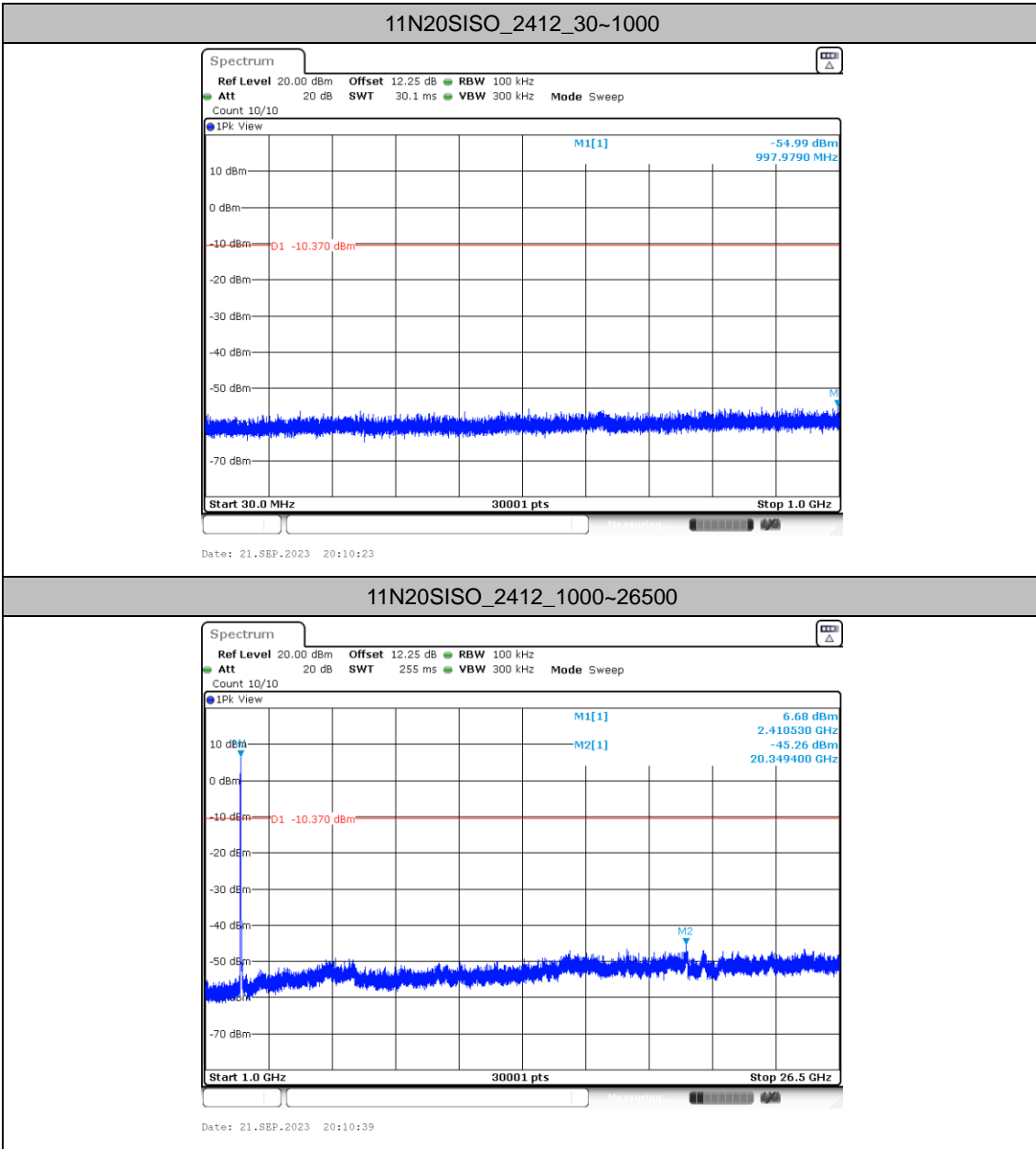
Date: 21-SEP-2023 19:31:32

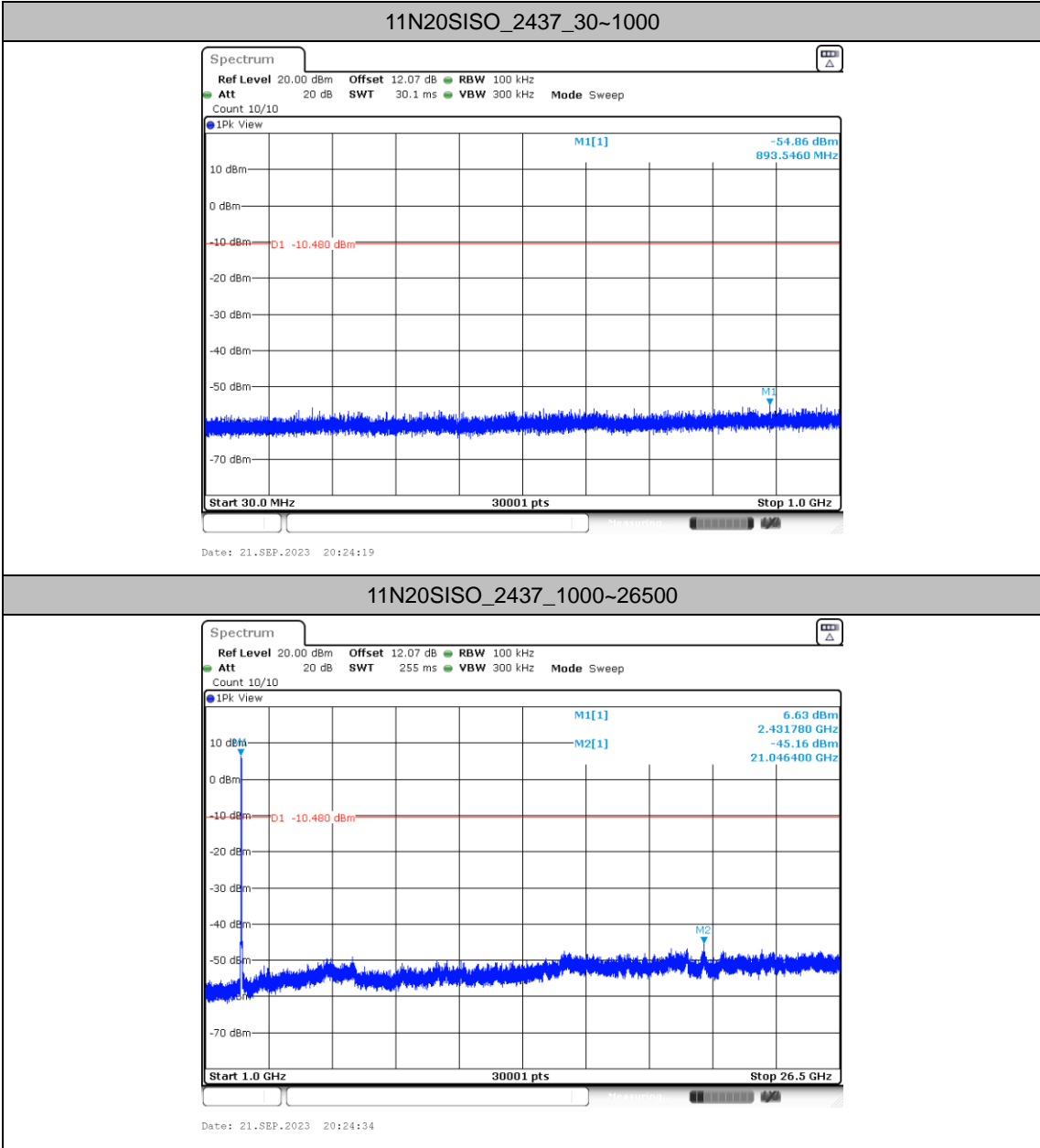


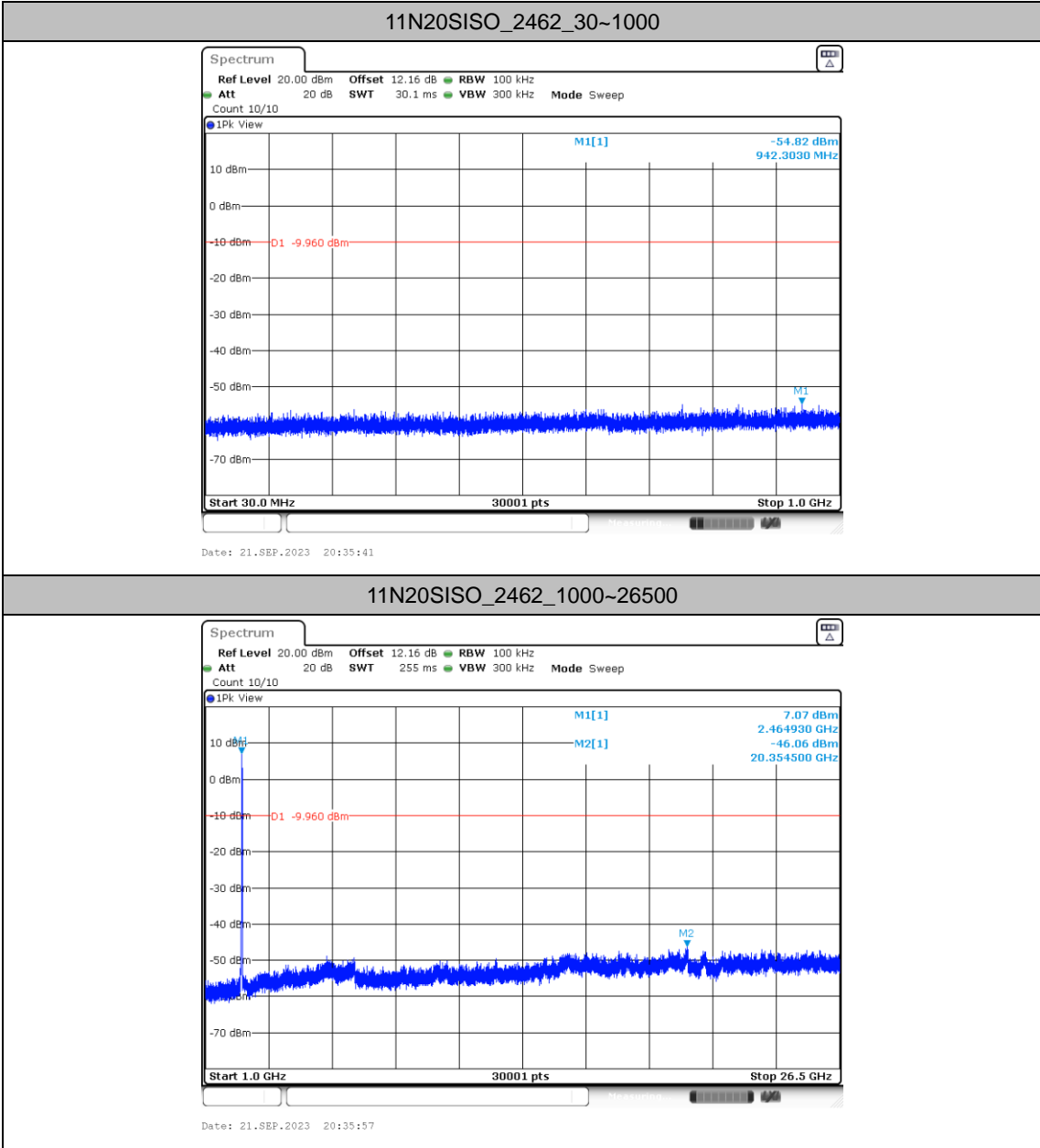








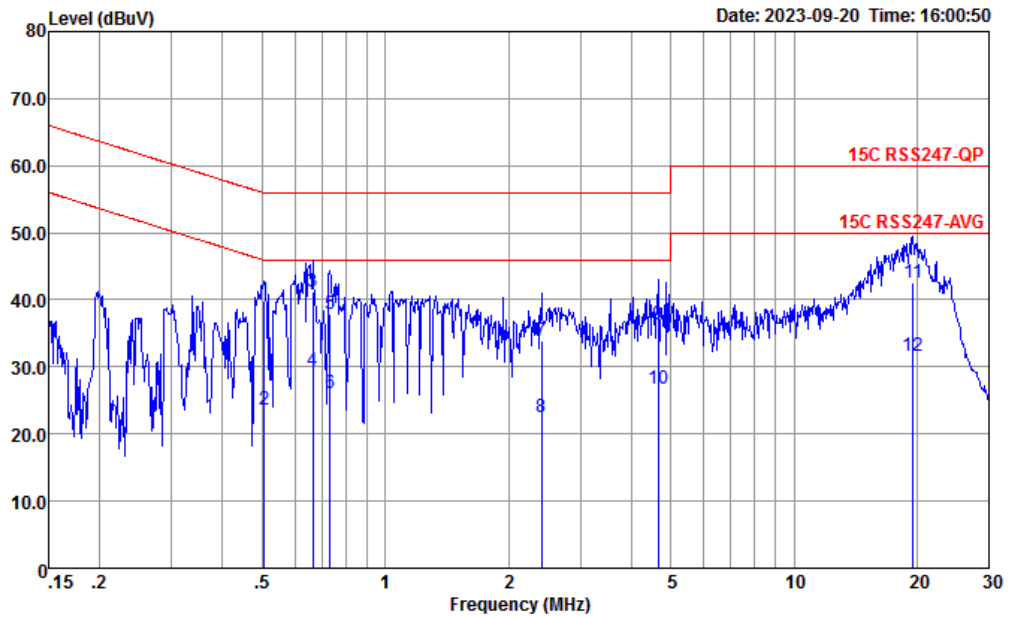






Appendix B. AC Conducted Emission Test Results

Test Engineer :	Amos	Temperature :	25.3~26.2°C
		Relative Humidity :	38~40%
Test Voltage :	120Vac / 60Hz	Phase :	Line
Remark :	All emissions not reported here are more than 10 dB below the prescribed limit.		

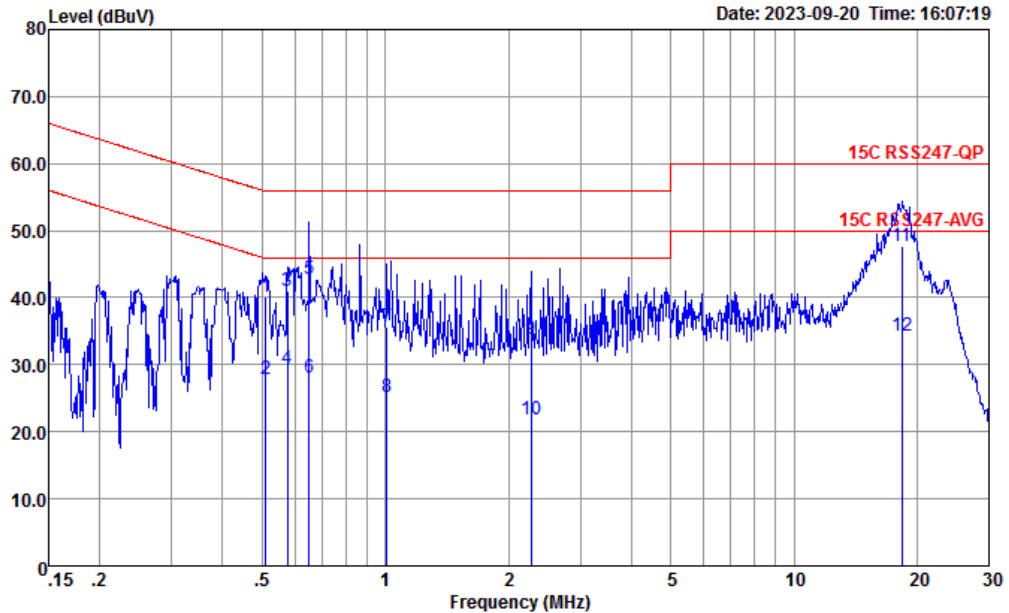


Site : CO01-KS
 Condition : 15C RSS247-QP LISN-060105-L 2023 LINE

	Freq	Level	Over Limit	Limit Line	Read Level	LISN Factor	Cable Loss	Remark
	MHz	dBuV	dB	dBuV	dBuV	dB	dB	
1	0.505	39.78	-16.22	56.00	29.60	-0.03	10.21	QP
2	0.505	23.68	-22.32	46.00	13.50	-0.03	10.21	Average
3 *	0.665	41.30	-14.70	56.00	31.19	-0.06	10.17	QP
4	0.665	29.50	-16.50	46.00	19.39	-0.06	10.17	Average
5	0.731	37.98	-18.02	56.00	27.90	-0.07	10.15	QP
6	0.731	25.98	-20.02	46.00	15.90	-0.07	10.15	Average
7	2.409	33.85	-22.15	56.00	23.90	-0.11	10.06	QP
8	2.409	22.55	-23.45	46.00	12.60	-0.11	10.06	Average
9	4.647	36.43	-19.57	56.00	26.50	-0.13	10.06	QP
10	4.647	26.73	-19.27	46.00	16.80	-0.13	10.06	Average
11	19.532	42.47	-17.53	60.00	31.50	-0.35	11.32	QP
12	19.532	31.87	-18.43	50.00	20.60	-0.35	11.32	Average



Test Engineer :	Amos	Temperature :	25.3~26.2°C
		Relative Humidity :	38~40%
Test Voltage :	120Vac / 60Hz	Phase :	Neutral
Remark :	All emissions not reported here are more than 10 dB below the prescribed limit.		



Site : CO01-KS
 Condition : 15C RSS247-QP LISN-060105-N 2023 NEUTRAL

	Freq	Level	Over	Limit	Read	LISN	Cable	Remark
	MHz	dBuV	Limit	Line	Level	Factor	Loss	
			dB	dBuV	dBuV	dB	dB	
1	0.510	40.04	-15.96	56.00	29.90	-0.07	10.21	QP
2	0.510	27.74	-18.26	46.00	17.60	-0.07	10.21	Average
3	0.576	40.91	-15.09	56.00	30.79	-0.07	10.19	QP
4	0.576	29.31	-16.69	46.00	19.19	-0.07	10.19	Average
5	0.651	42.87	-13.13	56.00	32.77	-0.07	10.17	QP
6	0.651	27.97	-18.03	46.00	17.87	-0.07	10.17	Average
7	1.010	35.58	-20.42	56.00	25.57	-0.10	10.11	QP
8	1.010	25.18	-20.82	46.00	15.17	-0.10	10.11	Average
9	2.273	33.86	-22.14	56.00	23.92	-0.12	10.06	QP
10	2.273	21.86	-24.14	46.00	11.92	-0.12	10.06	Average
11 *	18.328	47.61	-12.39	60.00	36.53	-0.22	11.30	QP
12	18.328	34.31	-15.69	50.00	23.23	-0.22	11.30	Average

Note:

- Level(dBμV) = Read Level(dBμV) + LISN Factor(dB) + Cable Loss(dB)
- Over Limit(dB) = Level(dBμV) – Limit Line(dBμV)



Appendix C. Radiated Spurious Emission Test Data

Test Engineer :	Jian kang Jiang	Relative Humidity :	41 ~ 42%
		Temperature :	22 ~ 23°C

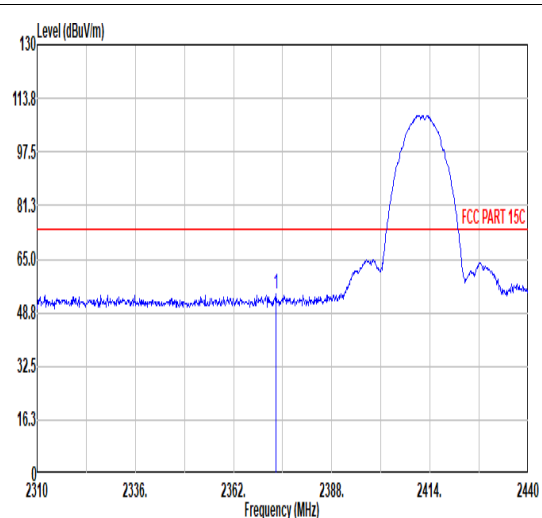
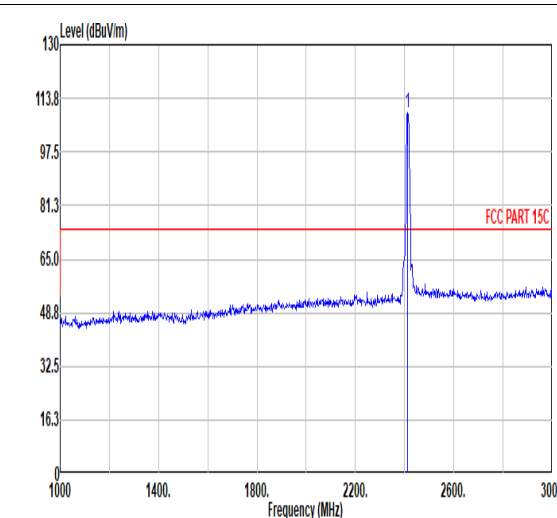
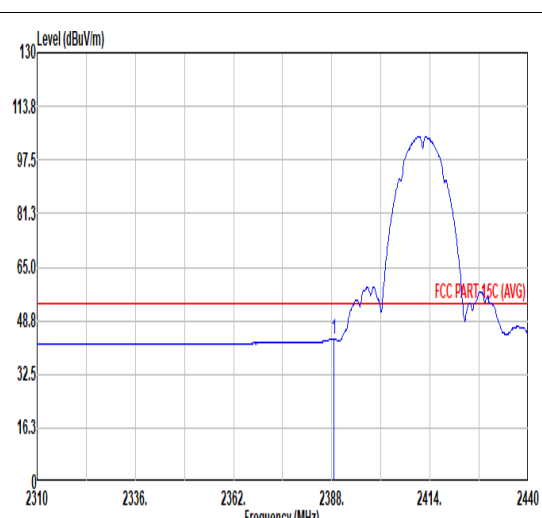
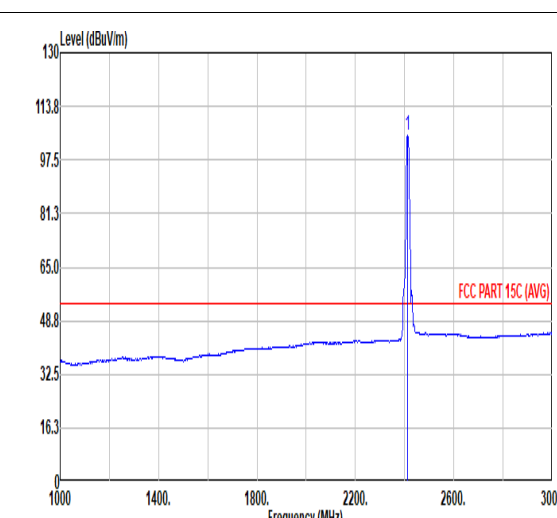
Radiated Spurious Emission Test Mode

Mode	Band (MHz)	Antenna	Modulation	Channel	Frequency	Data Rate	RU	Remark
Mode 1	2400-2483.5	ANT 6	802.11b	01	2412	1Mbps	-	-
Mode 2	2400-2483.5	ANT 6	802.11b	06	2437	1Mbps	-	-
Mode 3	2400-2483.5	ANT 6	802.11b	11	2462	1Mbps	-	-
Mode 4	2400-2483.5	ANT 6	802.11g	01	2412	6Mbps	-	-
Mode 5	2400-2483.5	ANT 6	802.11g	06	2437	6Mbps	-	-
Mode 6	2400-2483.5	ANT 6	802.11g	11	2462	6Mbps	-	-
Mode 7	2400-2483.5	ANT 6	802.11n HT20	01	2412	MCS0	-	-
Mode 8	2400-2483.5	ANT 6	802.11n HT20	06	2437	MCS0	-	-
Mode 9	2400-2483.5	ANT 6	802.11n HT20	11	2462	MCS0	-	-
Mode 10	2400-2483.5	ANT 6	802.11b	06	2437	1Mbps	-	-
	LTE Band 13 Link (BW=10M)						-	-

Summary of each worse mode

Mode	Modulation	Ch.	Freq. (MHz)	Level (dBuV/m)	Limit (dBuV/m)	Margin (dB)	Pol.	Peak Avg.	Result	Remark
1	802.11b	01	2388.26	43.32	54.00	-10.68	V	AVERAGE	Pass	Band Edge
1	802.11b	01	4824.00	50.00	54.00	-4.00	V	AVERAGE	Pass	Harmonic
2	802.11b	06	-	-	-	-	-	-	-	Band Edge
2	802.11b	06	4874.00	50.61	54.00	-3.39	H	AVERAGE	Pass	Harmonic
3	802.11b	11	2486.32	45.59	54.00	-8.41	V	AVERAGE	Pass	Band Edge
3	802.11b	11	4924.00	50.15	54.00	-3.85	V	AVERAGE	Pass	Harmonic
4	802.11g	01	2389.95	49.49	54.00	-4.51	V	AVERAGE	Pass	Band Edge
4	802.11g	01	4824.00	35.39	54.00	-18.61	V	AVERAGE	Pass	Harmonic
5	802.11g	06	-	-	-	-	-	-	-	Band Edge
5	802.11g	06	4874.00	40.52	54.00	-13.48	V	AVERAGE	Pass	Harmonic
6	802.11g	11	2483.51	49.50	54.00	-4.50	V	AVERAGE	Pass	Band Edge
6	802.11g	11	4924.00	35.76	54.00	-18.24	H	AVERAGE	Pass	Harmonic
7	802.11n HT20	01	2389.95	50.38	54.00	-3.62	V	AVERAGE	Pass	Band Edge
7	802.11n HT20	01	4824.00	39.66	54.00	-14.34	H	AVERAGE	Pass	Harmonic
8	802.11n HT20	06	-	-	-	-	-	-	-	Band Edge
8	802.11n HT20	06	4874.00	40.78	54.00	-13.22	H	AVERAGE	Pass	Harmonic
9	802.11n HT20	11	2483.55	50.50	54.00	-3.50	V	AVERAGE	Pass	Band Edge
9	802.11n HT20	11	4924.00	36.38	54.00	-17.62	H	AVERAGE	Pass	Harmonic
10	802.11b	06	2483.62	45.05	54.00	-8.95	V	AVERAGE	Pass	Band Edge
	802.11b	06	4874.00	47.71	54.00	-6.29	V	AVERAGE	Pass	Harmonic



Mode	1																																																																											
	Band Edge																																																																											
	2400-2483.5_802.11b_CH01_2412MHz																																																																											
ANT	ANT 6																																																																											
Pol.	Horizontal	Fundamental																																																																										
Peak	 <p>Level (dBuV/m) vs Frequency (MHz) plot for Horizontal polarization. The plot shows a peak at approximately 2412 MHz. A red horizontal line indicates the FCC PART 15C limit at approximately 74 dBuV/m.</p> <table border="1"> <thead> <tr> <th>Limit</th> <th>Read</th> <th>Ant</th> <th>Cable</th> <th>Preamp</th> <th>Aux</th> <th>APos</th> <th>TPos</th> </tr> <tr> <th>Freq</th> <th>Level</th> <th>Line</th> <th>Margin</th> <th>Level</th> <th>Factor</th> <th>Loss</th> <th>Factor</th> </tr> <tr> <th>MHz</th> <th>dBuV/m</th> <th>dBuV/m</th> <th>dB</th> <th>dBuV</th> <th>dB/m</th> <th>dB</th> <th>dB</th> </tr> </thead> <tbody> <tr> <td>1</td> <td>2373.31</td> <td>54.21</td> <td>74.00</td> <td>-19.79</td> <td>42.69</td> <td>31.63</td> <td>6.58</td> <td>32.89</td> <td>6.00</td> <td>282</td> <td>40</td> <td>PEAK</td> </tr> </tbody> </table>	Limit	Read	Ant	Cable	Preamp	Aux	APos	TPos	Freq	Level	Line	Margin	Level	Factor	Loss	Factor	MHz	dBuV/m	dBuV/m	dB	dBuV	dB/m	dB	dB	1	2373.31	54.21	74.00	-19.79	42.69	31.63	6.58	32.89	6.00	282	40	PEAK	 <p>Level (dBuV/m) vs Frequency (MHz) plot for Fundamental polarization. The plot shows a sharp peak at 2412.00 MHz. A red horizontal line indicates the FCC PART 15C limit at approximately 74 dBuV/m.</p> <table border="1"> <thead> <tr> <th>Limit</th> <th>Read</th> <th>Ant</th> <th>Cable</th> <th>Preamp</th> <th>Aux</th> <th>APos</th> <th>TPos</th> </tr> <tr> <th>Freq</th> <th>Level</th> <th>Line</th> <th>Margin</th> <th>Level</th> <th>Factor</th> <th>Loss</th> <th>Factor</th> </tr> <tr> <th>MHz</th> <th>dBuV/m</th> <th>dBuV/m</th> <th>dB</th> <th>dBuV</th> <th>dB/m</th> <th>dB</th> <th>dB</th> </tr> </thead> <tbody> <tr> <td>1</td> <td>2412.00</td> <td>109.18</td> <td>-----</td> <td>-----</td> <td>97.09</td> <td>32.27</td> <td>6.63</td> <td>32.81</td> <td>6.00</td> <td>282</td> <td>40</td> <td>PEAK</td> </tr> </tbody> </table>	Limit	Read	Ant	Cable	Preamp	Aux	APos	TPos	Freq	Level	Line	Margin	Level	Factor	Loss	Factor	MHz	dBuV/m	dBuV/m	dB	dBuV	dB/m	dB	dB	1	2412.00	109.18	-----	-----	97.09	32.27	6.63	32.81	6.00	282	40	PEAK
	Limit	Read	Ant	Cable	Preamp	Aux	APos	TPos																																																																				
Freq	Level	Line	Margin	Level	Factor	Loss	Factor																																																																					
MHz	dBuV/m	dBuV/m	dB	dBuV	dB/m	dB	dB																																																																					
1	2373.31	54.21	74.00	-19.79	42.69	31.63	6.58	32.89	6.00	282	40	PEAK																																																																
Limit	Read	Ant	Cable	Preamp	Aux	APos	TPos																																																																					
Freq	Level	Line	Margin	Level	Factor	Loss	Factor																																																																					
MHz	dBuV/m	dBuV/m	dB	dBuV	dB/m	dB	dB																																																																					
1	2412.00	109.18	-----	-----	97.09	32.27	6.63	32.81	6.00	282	40	PEAK																																																																
Avg	 <p>Level (dBuV/m) vs Frequency (MHz) plot for Horizontal polarization, averaged. The plot shows a peak at approximately 2412 MHz. A red horizontal line indicates the FCC PART 15C (AVG) limit at approximately 48 dBuV/m.</p> <table border="1"> <thead> <tr> <th>Limit</th> <th>Read</th> <th>Ant</th> <th>Cable</th> <th>Preamp</th> <th>Aux</th> <th>APos</th> <th>TPos</th> </tr> <tr> <th>Freq</th> <th>Level</th> <th>Line</th> <th>Margin</th> <th>Level</th> <th>Factor</th> <th>Loss</th> <th>Factor</th> </tr> <tr> <th>MHz</th> <th>dBuV/m</th> <th>dBuV/m</th> <th>dB</th> <th>dBuV</th> <th>dB/m</th> <th>dB</th> <th>dB</th> </tr> </thead> <tbody> <tr> <td>1</td> <td>2388.52</td> <td>43.21</td> <td>54.00</td> <td>-10.79</td> <td>31.43</td> <td>32.04</td> <td>6.60</td> <td>32.86</td> <td>6.00</td> <td>282</td> <td>40</td> <td>AVERAGE</td> </tr> </tbody> </table>	Limit	Read	Ant	Cable	Preamp	Aux	APos	TPos	Freq	Level	Line	Margin	Level	Factor	Loss	Factor	MHz	dBuV/m	dBuV/m	dB	dBuV	dB/m	dB	dB	1	2388.52	43.21	54.00	-10.79	31.43	32.04	6.60	32.86	6.00	282	40	AVERAGE	 <p>Level (dBuV/m) vs Frequency (MHz) plot for Fundamental polarization, averaged. The plot shows a sharp peak at 2412.00 MHz. A red horizontal line indicates the FCC PART 15C (AVG) limit at approximately 48 dBuV/m.</p> <table border="1"> <thead> <tr> <th>Limit</th> <th>Read</th> <th>Ant</th> <th>Cable</th> <th>Preamp</th> <th>Aux</th> <th>APos</th> <th>TPos</th> </tr> <tr> <th>Freq</th> <th>Level</th> <th>Line</th> <th>Margin</th> <th>Level</th> <th>Factor</th> <th>Loss</th> <th>Factor</th> </tr> <tr> <th>MHz</th> <th>dBuV/m</th> <th>dBuV/m</th> <th>dB</th> <th>dBuV</th> <th>dB/m</th> <th>dB</th> <th>dB</th> </tr> </thead> <tbody> <tr> <td>1</td> <td>2412.00</td> <td>104.75</td> <td>-----</td> <td>-----</td> <td>92.66</td> <td>32.27</td> <td>6.63</td> <td>32.81</td> <td>6.00</td> <td>282</td> <td>40</td> <td>AVERAGE</td> </tr> </tbody> </table>	Limit	Read	Ant	Cable	Preamp	Aux	APos	TPos	Freq	Level	Line	Margin	Level	Factor	Loss	Factor	MHz	dBuV/m	dBuV/m	dB	dBuV	dB/m	dB	dB	1	2412.00	104.75	-----	-----	92.66	32.27	6.63	32.81	6.00	282	40	AVERAGE
Limit	Read	Ant	Cable	Preamp	Aux	APos	TPos																																																																					
Freq	Level	Line	Margin	Level	Factor	Loss	Factor																																																																					
MHz	dBuV/m	dBuV/m	dB	dBuV	dB/m	dB	dB																																																																					
1	2388.52	43.21	54.00	-10.79	31.43	32.04	6.60	32.86	6.00	282	40	AVERAGE																																																																
Limit	Read	Ant	Cable	Preamp	Aux	APos	TPos																																																																					
Freq	Level	Line	Margin	Level	Factor	Loss	Factor																																																																					
MHz	dBuV/m	dBuV/m	dB	dBuV	dB/m	dB	dB																																																																					
1	2412.00	104.75	-----	-----	92.66	32.27	6.63	32.81	6.00	282	40	AVERAGE																																																																



Mode	1																																																																																	
	Band Edge																																																																																	
	2400-2483.5_802.11b_CH01_2412MHz																																																																																	
ANT	ANT 6																																																																																	
Pol.	Vertical	Fundamental																																																																																
Peak	<table border="1"> <thead> <tr> <th>Limit</th> <th>Read</th> <th>Ant</th> <th>Cable</th> <th>Preamp</th> <th>Aux</th> <th>APos</th> <th>TPos</th> <th>Remark</th> </tr> <tr> <th>Freq</th> <th>Level</th> <th>Line</th> <th>Margin</th> <th>Level</th> <th>Factor</th> <th>Loss</th> <th>Factor</th> <th>Factor</th> </tr> <tr> <th>MHz</th> <th>dBuV/m</th> <th>dBuV/m</th> <th>dB</th> <th>dBuV</th> <th>dB/m</th> <th>dB</th> <th>dB</th> <th>dB</th> </tr> </thead> <tbody> <tr> <td>1</td> <td>2389.69</td> <td>55.04</td> <td>74.00</td> <td>-18.96</td> <td>43.24</td> <td>32.06</td> <td>6.00</td> <td>32.06</td> <td>6.00</td> <td>151</td> <td>93</td> <td>PEAK</td> </tr> </tbody> </table>	Limit	Read	Ant	Cable	Preamp	Aux	APos	TPos	Remark	Freq	Level	Line	Margin	Level	Factor	Loss	Factor	Factor	MHz	dBuV/m	dBuV/m	dB	dBuV	dB/m	dB	dB	dB	1	2389.69	55.04	74.00	-18.96	43.24	32.06	6.00	32.06	6.00	151	93	PEAK	<table border="1"> <thead> <tr> <th>Limit</th> <th>Read</th> <th>Ant</th> <th>Cable</th> <th>Preamp</th> <th>Aux</th> <th>APos</th> <th>TPos</th> <th>Remark</th> </tr> <tr> <th>Freq</th> <th>Level</th> <th>Line</th> <th>Margin</th> <th>Level</th> <th>Factor</th> <th>Loss</th> <th>Factor</th> <th>Factor</th> </tr> <tr> <th>MHz</th> <th>dBuV/m</th> <th>dBuV/m</th> <th>dB</th> <th>dBuV</th> <th>dB/m</th> <th>dB</th> <th>dB</th> <th>dB</th> </tr> </thead> <tbody> <tr> <td>1</td> <td>2412.00</td> <td>111.93</td> <td>-----</td> <td>-----</td> <td>99.84</td> <td>32.27</td> <td>6.63</td> <td>32.81</td> <td>6.00</td> <td>151</td> <td>93</td> <td>PEAK</td> </tr> </tbody> </table>	Limit	Read	Ant	Cable	Preamp	Aux	APos	TPos	Remark	Freq	Level	Line	Margin	Level	Factor	Loss	Factor	Factor	MHz	dBuV/m	dBuV/m	dB	dBuV	dB/m	dB	dB	dB	1	2412.00	111.93	-----	-----	99.84	32.27	6.63	32.81	6.00	151	93	PEAK
Limit	Read	Ant	Cable	Preamp	Aux	APos	TPos	Remark																																																																										
Freq	Level	Line	Margin	Level	Factor	Loss	Factor	Factor																																																																										
MHz	dBuV/m	dBuV/m	dB	dBuV	dB/m	dB	dB	dB																																																																										
1	2389.69	55.04	74.00	-18.96	43.24	32.06	6.00	32.06	6.00	151	93	PEAK																																																																						
Limit	Read	Ant	Cable	Preamp	Aux	APos	TPos	Remark																																																																										
Freq	Level	Line	Margin	Level	Factor	Loss	Factor	Factor																																																																										
MHz	dBuV/m	dBuV/m	dB	dBuV	dB/m	dB	dB	dB																																																																										
1	2412.00	111.93	-----	-----	99.84	32.27	6.63	32.81	6.00	151	93	PEAK																																																																						
Avg	<table border="1"> <thead> <tr> <th>Limit</th> <th>Read</th> <th>Ant</th> <th>Cable</th> <th>Preamp</th> <th>Aux</th> <th>APos</th> <th>TPos</th> <th>Remark</th> </tr> <tr> <th>Freq</th> <th>Level</th> <th>Line</th> <th>Margin</th> <th>Level</th> <th>Factor</th> <th>Loss</th> <th>Factor</th> <th>Factor</th> </tr> <tr> <th>MHz</th> <th>dBuV/m</th> <th>dBuV/m</th> <th>dB</th> <th>dBuV</th> <th>dB/m</th> <th>dB</th> <th>dB</th> <th>dB</th> </tr> </thead> <tbody> <tr> <td>1</td> <td>2388.26</td> <td>43.32</td> <td>54.00</td> <td>-10.68</td> <td>31.54</td> <td>32.04</td> <td>6.00</td> <td>32.06</td> <td>6.00</td> <td>151</td> <td>93</td> <td>AVERAGE</td> </tr> </tbody> </table>	Limit	Read	Ant	Cable	Preamp	Aux	APos	TPos	Remark	Freq	Level	Line	Margin	Level	Factor	Loss	Factor	Factor	MHz	dBuV/m	dBuV/m	dB	dBuV	dB/m	dB	dB	dB	1	2388.26	43.32	54.00	-10.68	31.54	32.04	6.00	32.06	6.00	151	93	AVERAGE	<table border="1"> <thead> <tr> <th>Limit</th> <th>Read</th> <th>Ant</th> <th>Cable</th> <th>Preamp</th> <th>Aux</th> <th>APos</th> <th>TPos</th> <th>Remark</th> </tr> <tr> <th>Freq</th> <th>Level</th> <th>Line</th> <th>Margin</th> <th>Level</th> <th>Factor</th> <th>Loss</th> <th>Factor</th> <th>Factor</th> </tr> <tr> <th>MHz</th> <th>dBuV/m</th> <th>dBuV/m</th> <th>dB</th> <th>dBuV</th> <th>dB/m</th> <th>dB</th> <th>dB</th> <th>dB</th> </tr> </thead> <tbody> <tr> <td>1</td> <td>2412.00</td> <td>107.51</td> <td>-----</td> <td>-----</td> <td>95.42</td> <td>32.27</td> <td>6.63</td> <td>32.81</td> <td>6.00</td> <td>151</td> <td>93</td> <td>AVERAGE</td> </tr> </tbody> </table>	Limit	Read	Ant	Cable	Preamp	Aux	APos	TPos	Remark	Freq	Level	Line	Margin	Level	Factor	Loss	Factor	Factor	MHz	dBuV/m	dBuV/m	dB	dBuV	dB/m	dB	dB	dB	1	2412.00	107.51	-----	-----	95.42	32.27	6.63	32.81	6.00	151	93	AVERAGE
Limit	Read	Ant	Cable	Preamp	Aux	APos	TPos	Remark																																																																										
Freq	Level	Line	Margin	Level	Factor	Loss	Factor	Factor																																																																										
MHz	dBuV/m	dBuV/m	dB	dBuV	dB/m	dB	dB	dB																																																																										
1	2388.26	43.32	54.00	-10.68	31.54	32.04	6.00	32.06	6.00	151	93	AVERAGE																																																																						
Limit	Read	Ant	Cable	Preamp	Aux	APos	TPos	Remark																																																																										
Freq	Level	Line	Margin	Level	Factor	Loss	Factor	Factor																																																																										
MHz	dBuV/m	dBuV/m	dB	dBuV	dB/m	dB	dB	dB																																																																										
1	2412.00	107.51	-----	-----	95.42	32.27	6.63	32.81	6.00	151	93	AVERAGE																																																																						



Mode	1																																																																																																																											
	Harmonic																																																																																																																											
	2400-2483.5_802.11b_CH01_2412MHz																																																																																																																											
ANT	ANT 6																																																																																																																											
Pol.	Horizontal	Vertical																																																																																																																										
Peak Avg	<table border="1"> <thead> <tr> <th>Limit</th> <th>Over</th> <th>Read</th> <th>Ant</th> <th>Cable</th> <th>Preamp</th> <th>Aux</th> <th>APos</th> <th>TPos</th> <th>Remark</th> </tr> <tr> <th>Freq</th> <th>Level</th> <th>Line</th> <th>Margin</th> <th>Level</th> <th>Factor</th> <th>Loss</th> <th>Factor</th> <th>Factor</th> <th></th> </tr> <tr> <th>MHz</th> <th>dBuV/m</th> <th>dBuV/m</th> <th>dB</th> <th>dBuV</th> <th>dB/m</th> <th>dB</th> <th>dB</th> <th>dB</th> <th>cm</th> <th>deg</th> </tr> </thead> <tbody> <tr> <td>1</td> <td>4824.00</td> <td>53.17</td> <td>74.00</td> <td>-20.83</td> <td>70.41</td> <td>34.20</td> <td>9.47</td> <td>60.91</td> <td>0.00</td> <td>104</td> <td>9 PEAK</td> </tr> <tr> <td>2</td> <td>4824.00</td> <td>49.49</td> <td>54.00</td> <td>-4.51</td> <td>66.73</td> <td>34.20</td> <td>9.47</td> <td>60.91</td> <td>0.00</td> <td>104</td> <td>9 AVERAGE</td> </tr> </tbody> </table>	Limit	Over	Read	Ant	Cable	Preamp	Aux	APos	TPos	Remark	Freq	Level	Line	Margin	Level	Factor	Loss	Factor	Factor		MHz	dBuV/m	dBuV/m	dB	dBuV	dB/m	dB	dB	dB	cm	deg	1	4824.00	53.17	74.00	-20.83	70.41	34.20	9.47	60.91	0.00	104	9 PEAK	2	4824.00	49.49	54.00	-4.51	66.73	34.20	9.47	60.91	0.00	104	9 AVERAGE	<table border="1"> <thead> <tr> <th>Limit</th> <th>Over</th> <th>Read</th> <th>Ant</th> <th>Cable</th> <th>Preamp</th> <th>Aux</th> <th>APos</th> <th>TPos</th> <th>Remark</th> </tr> <tr> <th>Freq</th> <th>Level</th> <th>Line</th> <th>Limit</th> <th>Level</th> <th>Factor</th> <th>Loss</th> <th>Factor</th> <th>Factor</th> <th></th> </tr> <tr> <th>MHz</th> <th>dBuV/m</th> <th>dBuV/m</th> <th>dB</th> <th>dBuV</th> <th>dB/m</th> <th>dB</th> <th>dB</th> <th>dB</th> <th>cm</th> <th>deg</th> </tr> </thead> <tbody> <tr> <td>1</td> <td>4824.00</td> <td>53.92</td> <td>74.00</td> <td>-20.08</td> <td>71.16</td> <td>34.20</td> <td>9.47</td> <td>60.91</td> <td>0.00</td> <td>111</td> <td>299 PEAK</td> </tr> <tr> <td>2</td> <td>4824.00</td> <td>50.00</td> <td>54.00</td> <td>-4.00</td> <td>67.24</td> <td>34.20</td> <td>9.47</td> <td>60.91</td> <td>0.00</td> <td>111</td> <td>299 AVERAGE</td> </tr> <tr> <td>3</td> <td>7245.00</td> <td>49.31</td> <td>86.26</td> <td>-36.95</td> <td>62.05</td> <td>35.78</td> <td>11.66</td> <td>60.18</td> <td>0.00</td> <td>---</td> <td>--- Peak</td> </tr> </tbody> </table>	Limit	Over	Read	Ant	Cable	Preamp	Aux	APos	TPos	Remark	Freq	Level	Line	Limit	Level	Factor	Loss	Factor	Factor		MHz	dBuV/m	dBuV/m	dB	dBuV	dB/m	dB	dB	dB	cm	deg	1	4824.00	53.92	74.00	-20.08	71.16	34.20	9.47	60.91	0.00	111	299 PEAK	2	4824.00	50.00	54.00	-4.00	67.24	34.20	9.47	60.91	0.00	111	299 AVERAGE	3	7245.00	49.31	86.26	-36.95	62.05	35.78	11.66	60.18	0.00	---	--- Peak
Limit	Over	Read	Ant	Cable	Preamp	Aux	APos	TPos	Remark																																																																																																																			
Freq	Level	Line	Margin	Level	Factor	Loss	Factor	Factor																																																																																																																				
MHz	dBuV/m	dBuV/m	dB	dBuV	dB/m	dB	dB	dB	cm	deg																																																																																																																		
1	4824.00	53.17	74.00	-20.83	70.41	34.20	9.47	60.91	0.00	104	9 PEAK																																																																																																																	
2	4824.00	49.49	54.00	-4.51	66.73	34.20	9.47	60.91	0.00	104	9 AVERAGE																																																																																																																	
Limit	Over	Read	Ant	Cable	Preamp	Aux	APos	TPos	Remark																																																																																																																			
Freq	Level	Line	Limit	Level	Factor	Loss	Factor	Factor																																																																																																																				
MHz	dBuV/m	dBuV/m	dB	dBuV	dB/m	dB	dB	dB	cm	deg																																																																																																																		
1	4824.00	53.92	74.00	-20.08	71.16	34.20	9.47	60.91	0.00	111	299 PEAK																																																																																																																	
2	4824.00	50.00	54.00	-4.00	67.24	34.20	9.47	60.91	0.00	111	299 AVERAGE																																																																																																																	
3	7245.00	49.31	86.26	-36.95	62.05	35.78	11.66	60.18	0.00	---	--- Peak																																																																																																																	

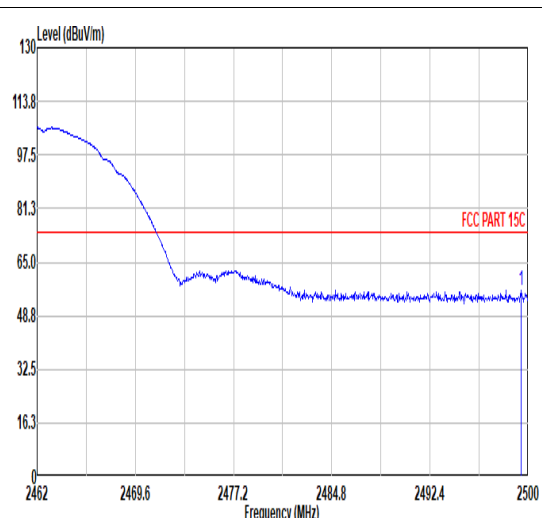
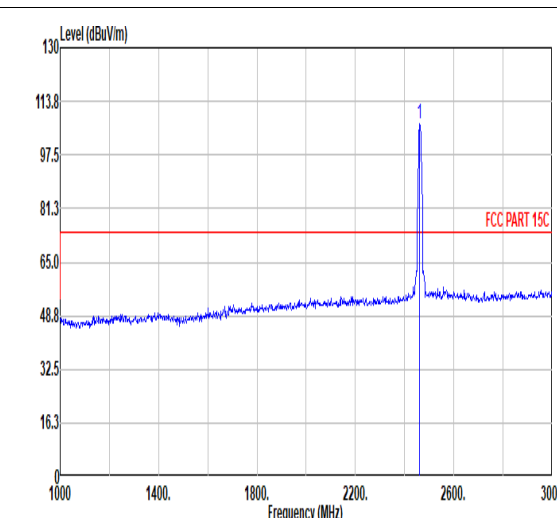
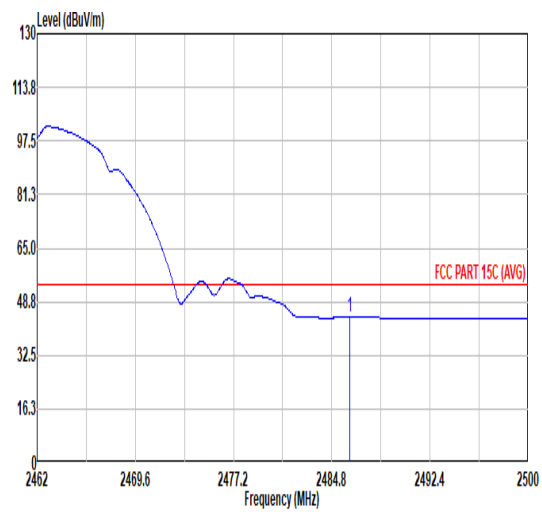
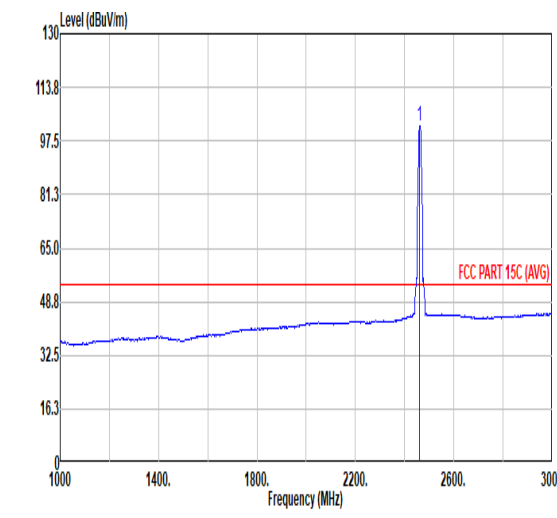


Mode	2																																																																																																																																							
	Harmonic																																																																																																																																							
	2400-2483.5_802.11b_CH06_2437MHz																																																																																																																																							
ANT	ANT 6																																																																																																																																							
Pol.	Horizontal	Vertical																																																																																																																																						
Peak Avg	<table border="1"> <thead> <tr> <th>Limit</th> <th>Read</th> <th>Ant</th> <th>Cable</th> <th>Preamp</th> <th>Aux</th> <th>APos</th> <th>TPos</th> <th>Remark</th> </tr> <tr> <th>Freq</th> <th>Level</th> <th>Line Margin</th> <th>Level</th> <th>Factor</th> <th>Loss Factor</th> <th>Factor</th> <th></th> <th></th> </tr> <tr> <th>MHz</th> <th>dBuV/m</th> <th>dBuV/m</th> <th>dB</th> <th>dBuV</th> <th>dB/m</th> <th>dB</th> <th>dB</th> <th>cm</th> <th>deg</th> </tr> </thead> <tbody> <tr> <td>1</td> <td>4874.00</td> <td>53.71</td> <td>74.00</td> <td>-20.29</td> <td>70.86</td> <td>34.20</td> <td>9.52</td> <td>60.87</td> <td>0.00</td> <td>100</td> <td>9</td> <td>PEAK</td> </tr> <tr> <td>2</td> <td>4874.00</td> <td>50.61</td> <td>54.00</td> <td>-3.39</td> <td>67.76</td> <td>34.20</td> <td>9.52</td> <td>60.87</td> <td>0.00</td> <td>100</td> <td>9</td> <td>AVERAGE</td> </tr> <tr> <td>3</td> <td>7311.00</td> <td>46.59</td> <td>74.00</td> <td>-27.41</td> <td>59.59</td> <td>35.64</td> <td>11.69</td> <td>60.33</td> <td>0.00</td> <td>---</td> <td>---</td> <td>PEAK</td> </tr> </tbody> </table>	Limit	Read	Ant	Cable	Preamp	Aux	APos	TPos	Remark	Freq	Level	Line Margin	Level	Factor	Loss Factor	Factor			MHz	dBuV/m	dBuV/m	dB	dBuV	dB/m	dB	dB	cm	deg	1	4874.00	53.71	74.00	-20.29	70.86	34.20	9.52	60.87	0.00	100	9	PEAK	2	4874.00	50.61	54.00	-3.39	67.76	34.20	9.52	60.87	0.00	100	9	AVERAGE	3	7311.00	46.59	74.00	-27.41	59.59	35.64	11.69	60.33	0.00	---	---	PEAK	<table border="1"> <thead> <tr> <th>Limit</th> <th>Read</th> <th>Ant</th> <th>Cable</th> <th>Preamp</th> <th>Aux</th> <th>APos</th> <th>TPos</th> <th>Remark</th> </tr> <tr> <th>Freq</th> <th>Level</th> <th>Line Margin</th> <th>Level</th> <th>Factor</th> <th>Loss Factor</th> <th>Factor</th> <th></th> <th></th> </tr> <tr> <th>MHz</th> <th>dBuV/m</th> <th>dBuV/m</th> <th>dB</th> <th>dBuV</th> <th>dB/m</th> <th>dB</th> <th>dB</th> <th>cm</th> <th>deg</th> </tr> </thead> <tbody> <tr> <td>1</td> <td>4874.00</td> <td>53.27</td> <td>74.00</td> <td>-20.73</td> <td>70.42</td> <td>34.20</td> <td>9.52</td> <td>60.87</td> <td>0.00</td> <td>100</td> <td>333</td> <td>PEAK</td> </tr> <tr> <td>2</td> <td>4874.00</td> <td>50.16</td> <td>54.00</td> <td>-3.84</td> <td>67.31</td> <td>34.20</td> <td>9.52</td> <td>60.87</td> <td>0.00</td> <td>100</td> <td>333</td> <td>AVERAGE</td> </tr> <tr> <td>3</td> <td>7311.00</td> <td>45.51</td> <td>74.00</td> <td>-28.49</td> <td>58.51</td> <td>35.64</td> <td>11.69</td> <td>60.33</td> <td>0.00</td> <td>---</td> <td>---</td> <td>PEAK</td> </tr> </tbody> </table>	Limit	Read	Ant	Cable	Preamp	Aux	APos	TPos	Remark	Freq	Level	Line Margin	Level	Factor	Loss Factor	Factor			MHz	dBuV/m	dBuV/m	dB	dBuV	dB/m	dB	dB	cm	deg	1	4874.00	53.27	74.00	-20.73	70.42	34.20	9.52	60.87	0.00	100	333	PEAK	2	4874.00	50.16	54.00	-3.84	67.31	34.20	9.52	60.87	0.00	100	333	AVERAGE	3	7311.00	45.51	74.00	-28.49	58.51	35.64	11.69	60.33	0.00	---	---	PEAK
	Limit	Read	Ant	Cable	Preamp	Aux	APos	TPos	Remark																																																																																																																															
Freq	Level	Line Margin	Level	Factor	Loss Factor	Factor																																																																																																																																		
MHz	dBuV/m	dBuV/m	dB	dBuV	dB/m	dB	dB	cm	deg																																																																																																																															
1	4874.00	53.71	74.00	-20.29	70.86	34.20	9.52	60.87	0.00	100	9	PEAK																																																																																																																												
2	4874.00	50.61	54.00	-3.39	67.76	34.20	9.52	60.87	0.00	100	9	AVERAGE																																																																																																																												
3	7311.00	46.59	74.00	-27.41	59.59	35.64	11.69	60.33	0.00	---	---	PEAK																																																																																																																												
Limit	Read	Ant	Cable	Preamp	Aux	APos	TPos	Remark																																																																																																																																
Freq	Level	Line Margin	Level	Factor	Loss Factor	Factor																																																																																																																																		
MHz	dBuV/m	dBuV/m	dB	dBuV	dB/m	dB	dB	cm	deg																																																																																																																															
1	4874.00	53.27	74.00	-20.73	70.42	34.20	9.52	60.87	0.00	100	333	PEAK																																																																																																																												
2	4874.00	50.16	54.00	-3.84	67.31	34.20	9.52	60.87	0.00	100	333	AVERAGE																																																																																																																												
3	7311.00	45.51	74.00	-28.49	58.51	35.64	11.69	60.33	0.00	---	---	PEAK																																																																																																																												

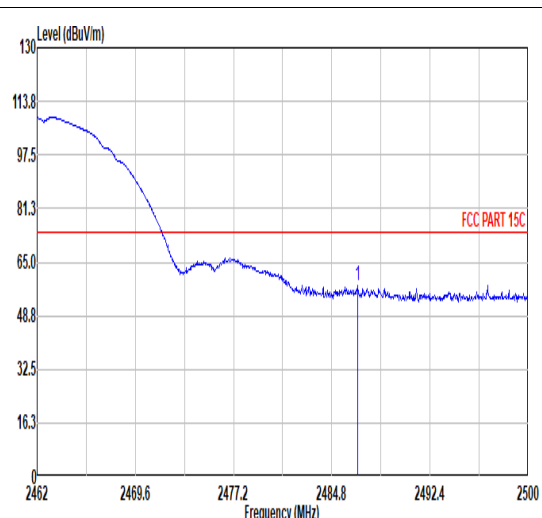
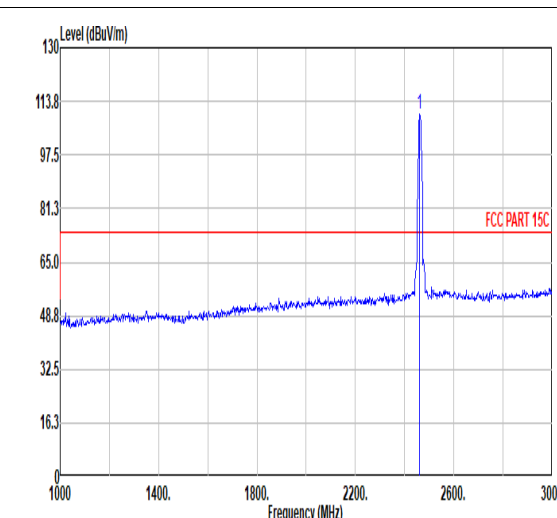
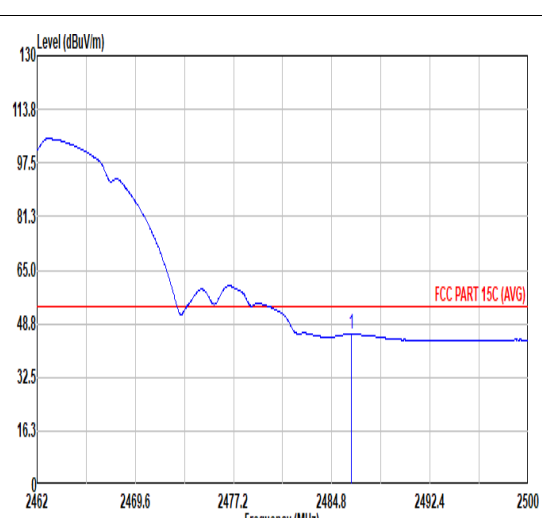
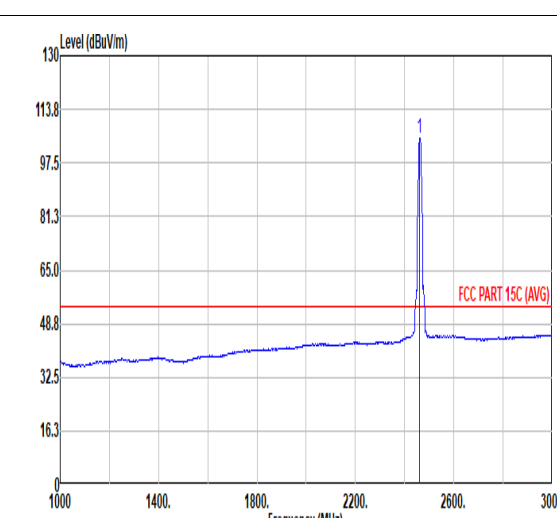


Mode	2																																																																																																																															
	LF																																																																																																																															
	2400-2483.5_802.11b_CH06_2437MHz																																																																																																																															
ANT	ANT 6																																																																																																																															
Pol.	Horizontal	Vertical																																																																																																																														
Peak QP	<p>Site : 03CH06-KS Condition : FCC PART 15C 3m LF 6111D SM44483 HORIZONTAL</p> <table border="1"> <thead> <tr> <th>Peak</th> <th>Freq (MHz)</th> <th>Level (dBuV/m)</th> <th>Limit (dB)</th> <th>Over (dB)</th> <th>Read (dBuV/m)</th> <th>CableAntenna Loss (dB)</th> <th>Preamp Factor (dB/m)</th> <th>Remark</th> </tr> </thead> <tbody> <tr><td>1</td><td>94.02</td><td>24.03</td><td>-19.47</td><td>43.50</td><td>39.65</td><td>1.27</td><td>15.32</td><td>Peak</td></tr> <tr><td>2</td><td>175.50</td><td>34.51</td><td>-8.99</td><td>43.50</td><td>49.53</td><td>1.78</td><td>15.37</td><td>Peak</td></tr> <tr><td>3</td><td>298.69</td><td>26.90</td><td>-19.10</td><td>46.00</td><td>37.35</td><td>2.34</td><td>19.38</td><td>Peak</td></tr> <tr><td>4</td><td>573.20</td><td>25.15</td><td>-20.85</td><td>46.00</td><td>28.78</td><td>3.23</td><td>25.68</td><td>Peak</td></tr> <tr><td>5</td><td>732.28</td><td>28.62</td><td>-17.38</td><td>46.00</td><td>29.49</td><td>3.66</td><td>27.67</td><td>Peak</td></tr> <tr><td>6</td><td>970.90</td><td>32.22</td><td>-21.78</td><td>54.00</td><td>27.96</td><td>4.20</td><td>30.83</td><td>Peak</td></tr> </tbody> </table>	Peak	Freq (MHz)	Level (dBuV/m)	Limit (dB)	Over (dB)	Read (dBuV/m)	CableAntenna Loss (dB)	Preamp Factor (dB/m)	Remark	1	94.02	24.03	-19.47	43.50	39.65	1.27	15.32	Peak	2	175.50	34.51	-8.99	43.50	49.53	1.78	15.37	Peak	3	298.69	26.90	-19.10	46.00	37.35	2.34	19.38	Peak	4	573.20	25.15	-20.85	46.00	28.78	3.23	25.68	Peak	5	732.28	28.62	-17.38	46.00	29.49	3.66	27.67	Peak	6	970.90	32.22	-21.78	54.00	27.96	4.20	30.83	Peak	<p>Site : 03CH06-KS Condition : FCC PART 15C 3m LF 6111D SM44483 VERTICAL</p> <table border="1"> <thead> <tr> <th>Peak</th> <th>Freq (MHz)</th> <th>Level (dBuV/m)</th> <th>Limit (dB)</th> <th>Over (dB)</th> <th>Read (dBuV/m)</th> <th>CableAntenna Loss (dB)</th> <th>Preamp Factor (dB/m)</th> <th>Remark</th> </tr> </thead> <tbody> <tr><td>1</td><td>32.91</td><td>30.31</td><td>-9.69</td><td>40.00</td><td>38.64</td><td>0.49</td><td>23.51</td><td>Peak</td></tr> <tr><td>2</td><td>175.50</td><td>36.24</td><td>-7.26</td><td>43.50</td><td>51.26</td><td>1.78</td><td>15.37</td><td>Peak</td></tr> <tr><td>3</td><td>322.94</td><td>24.56</td><td>-21.44</td><td>46.00</td><td>34.64</td><td>2.42</td><td>19.69</td><td>Peak</td></tr> <tr><td>4</td><td>582.90</td><td>26.09</td><td>-19.91</td><td>46.00</td><td>29.59</td><td>3.26</td><td>25.66</td><td>Peak</td></tr> <tr><td>5</td><td>853.53</td><td>30.30</td><td>-15.70</td><td>46.00</td><td>28.85</td><td>3.94</td><td>29.28</td><td>Peak</td></tr> <tr><td>6</td><td>968.96</td><td>32.41</td><td>-21.59</td><td>54.00</td><td>28.15</td><td>4.20</td><td>30.85</td><td>Peak</td></tr> </tbody> </table>	Peak	Freq (MHz)	Level (dBuV/m)	Limit (dB)	Over (dB)	Read (dBuV/m)	CableAntenna Loss (dB)	Preamp Factor (dB/m)	Remark	1	32.91	30.31	-9.69	40.00	38.64	0.49	23.51	Peak	2	175.50	36.24	-7.26	43.50	51.26	1.78	15.37	Peak	3	322.94	24.56	-21.44	46.00	34.64	2.42	19.69	Peak	4	582.90	26.09	-19.91	46.00	29.59	3.26	25.66	Peak	5	853.53	30.30	-15.70	46.00	28.85	3.94	29.28	Peak	6	968.96	32.41	-21.59	54.00	28.15	4.20	30.85	Peak
Peak	Freq (MHz)	Level (dBuV/m)	Limit (dB)	Over (dB)	Read (dBuV/m)	CableAntenna Loss (dB)	Preamp Factor (dB/m)	Remark																																																																																																																								
1	94.02	24.03	-19.47	43.50	39.65	1.27	15.32	Peak																																																																																																																								
2	175.50	34.51	-8.99	43.50	49.53	1.78	15.37	Peak																																																																																																																								
3	298.69	26.90	-19.10	46.00	37.35	2.34	19.38	Peak																																																																																																																								
4	573.20	25.15	-20.85	46.00	28.78	3.23	25.68	Peak																																																																																																																								
5	732.28	28.62	-17.38	46.00	29.49	3.66	27.67	Peak																																																																																																																								
6	970.90	32.22	-21.78	54.00	27.96	4.20	30.83	Peak																																																																																																																								
Peak	Freq (MHz)	Level (dBuV/m)	Limit (dB)	Over (dB)	Read (dBuV/m)	CableAntenna Loss (dB)	Preamp Factor (dB/m)	Remark																																																																																																																								
1	32.91	30.31	-9.69	40.00	38.64	0.49	23.51	Peak																																																																																																																								
2	175.50	36.24	-7.26	43.50	51.26	1.78	15.37	Peak																																																																																																																								
3	322.94	24.56	-21.44	46.00	34.64	2.42	19.69	Peak																																																																																																																								
4	582.90	26.09	-19.91	46.00	29.59	3.26	25.66	Peak																																																																																																																								
5	853.53	30.30	-15.70	46.00	28.85	3.94	29.28	Peak																																																																																																																								
6	968.96	32.41	-21.59	54.00	28.15	4.20	30.85	Peak																																																																																																																								



Mode	3																																																																																	
	Band Edge																																																																																	
	2400-2483.5_802.11b_CH11_2462MHz																																																																																	
ANT	ANT 6																																																																																	
Pol.	Horizontal	Fundamental																																																																																
Peak	 <table border="1"> <thead> <tr> <th>Limit</th> <th>Read</th> <th>Ant</th> <th>Cable</th> <th>Preamp</th> <th>Aux</th> <th>APos</th> <th>TPos</th> <th>Remark</th> </tr> <tr> <th>Freq</th> <th>Level</th> <th>Line</th> <th>Margin</th> <th>Level</th> <th>Factor</th> <th>Loss</th> <th>Factor</th> <th>Factor</th> </tr> <tr> <th>MHz</th> <th>dBuV/m</th> <th>dBuV/m</th> <th>dB</th> <th>dBuV</th> <th>dB/m</th> <th>dB</th> <th>dB</th> <th>dB</th> </tr> </thead> <tbody> <tr> <td>1</td> <td>2499.43</td> <td>56.63</td> <td>74.00</td> <td>-17.37</td> <td>43.56</td> <td>32.90</td> <td>6.75</td> <td>32.58</td> <td>6.00</td> <td>300</td> <td>64</td> <td>PEAK</td> </tr> </tbody> </table>	Limit	Read	Ant	Cable	Preamp	Aux	APos	TPos	Remark	Freq	Level	Line	Margin	Level	Factor	Loss	Factor	Factor	MHz	dBuV/m	dBuV/m	dB	dBuV	dB/m	dB	dB	dB	1	2499.43	56.63	74.00	-17.37	43.56	32.90	6.75	32.58	6.00	300	64	PEAK	 <table border="1"> <thead> <tr> <th>Limit</th> <th>Read</th> <th>Ant</th> <th>Cable</th> <th>Preamp</th> <th>Aux</th> <th>APos</th> <th>TPos</th> <th>Remark</th> </tr> <tr> <th>Freq</th> <th>Level</th> <th>Line</th> <th>Margin</th> <th>Level</th> <th>Factor</th> <th>Loss</th> <th>Factor</th> <th>Factor</th> </tr> <tr> <th>MHz</th> <th>dBuV/m</th> <th>dBuV/m</th> <th>dB</th> <th>dBuV</th> <th>dB/m</th> <th>dB</th> <th>dB</th> <th>dB</th> </tr> </thead> <tbody> <tr> <td>1</td> <td>2462.00</td> <td>106.73</td> <td>-----</td> <td>-----</td> <td>94.11</td> <td>32.60</td> <td>6.70</td> <td>32.68</td> <td>6.00</td> <td>300</td> <td>64</td> <td>PEAK</td> </tr> </tbody> </table>	Limit	Read	Ant	Cable	Preamp	Aux	APos	TPos	Remark	Freq	Level	Line	Margin	Level	Factor	Loss	Factor	Factor	MHz	dBuV/m	dBuV/m	dB	dBuV	dB/m	dB	dB	dB	1	2462.00	106.73	-----	-----	94.11	32.60	6.70	32.68	6.00	300	64	PEAK
	Limit	Read	Ant	Cable	Preamp	Aux	APos	TPos	Remark																																																																									
Freq	Level	Line	Margin	Level	Factor	Loss	Factor	Factor																																																																										
MHz	dBuV/m	dBuV/m	dB	dBuV	dB/m	dB	dB	dB																																																																										
1	2499.43	56.63	74.00	-17.37	43.56	32.90	6.75	32.58	6.00	300	64	PEAK																																																																						
Limit	Read	Ant	Cable	Preamp	Aux	APos	TPos	Remark																																																																										
Freq	Level	Line	Margin	Level	Factor	Loss	Factor	Factor																																																																										
MHz	dBuV/m	dBuV/m	dB	dBuV	dB/m	dB	dB	dB																																																																										
1	2462.00	106.73	-----	-----	94.11	32.60	6.70	32.68	6.00	300	64	PEAK																																																																						
Avg	 <table border="1"> <thead> <tr> <th>Limit</th> <th>Read</th> <th>Ant</th> <th>Cable</th> <th>Preamp</th> <th>Aux</th> <th>APos</th> <th>TPos</th> <th>Remark</th> </tr> <tr> <th>Freq</th> <th>Level</th> <th>Line</th> <th>Margin</th> <th>Level</th> <th>Factor</th> <th>Loss</th> <th>Factor</th> <th>Factor</th> </tr> <tr> <th>MHz</th> <th>dBuV/m</th> <th>dBuV/m</th> <th>dB</th> <th>dBuV</th> <th>dB/m</th> <th>dB</th> <th>dB</th> <th>dB</th> </tr> </thead> <tbody> <tr> <td>1</td> <td>2486.21</td> <td>44.28</td> <td>54.00</td> <td>-9.72</td> <td>31.37</td> <td>32.79</td> <td>6.74</td> <td>32.62</td> <td>6.00</td> <td>300</td> <td>64</td> <td>AVERAGE</td> </tr> </tbody> </table>	Limit	Read	Ant	Cable	Preamp	Aux	APos	TPos	Remark	Freq	Level	Line	Margin	Level	Factor	Loss	Factor	Factor	MHz	dBuV/m	dBuV/m	dB	dBuV	dB/m	dB	dB	dB	1	2486.21	44.28	54.00	-9.72	31.37	32.79	6.74	32.62	6.00	300	64	AVERAGE	 <table border="1"> <thead> <tr> <th>Limit</th> <th>Read</th> <th>Ant</th> <th>Cable</th> <th>Preamp</th> <th>Aux</th> <th>APos</th> <th>TPos</th> <th>Remark</th> </tr> <tr> <th>Freq</th> <th>Level</th> <th>Line</th> <th>Margin</th> <th>Level</th> <th>Factor</th> <th>Loss</th> <th>Factor</th> <th>Factor</th> </tr> <tr> <th>MHz</th> <th>dBuV/m</th> <th>dBuV/m</th> <th>dB</th> <th>dBuV</th> <th>dB/m</th> <th>dB</th> <th>dB</th> <th>dB</th> </tr> </thead> <tbody> <tr> <td>1</td> <td>2462.00</td> <td>102.19</td> <td>-----</td> <td>-----</td> <td>89.57</td> <td>32.60</td> <td>6.70</td> <td>32.68</td> <td>6.00</td> <td>300</td> <td>64</td> <td>AVERAGE</td> </tr> </tbody> </table>	Limit	Read	Ant	Cable	Preamp	Aux	APos	TPos	Remark	Freq	Level	Line	Margin	Level	Factor	Loss	Factor	Factor	MHz	dBuV/m	dBuV/m	dB	dBuV	dB/m	dB	dB	dB	1	2462.00	102.19	-----	-----	89.57	32.60	6.70	32.68	6.00	300	64	AVERAGE
Limit	Read	Ant	Cable	Preamp	Aux	APos	TPos	Remark																																																																										
Freq	Level	Line	Margin	Level	Factor	Loss	Factor	Factor																																																																										
MHz	dBuV/m	dBuV/m	dB	dBuV	dB/m	dB	dB	dB																																																																										
1	2486.21	44.28	54.00	-9.72	31.37	32.79	6.74	32.62	6.00	300	64	AVERAGE																																																																						
Limit	Read	Ant	Cable	Preamp	Aux	APos	TPos	Remark																																																																										
Freq	Level	Line	Margin	Level	Factor	Loss	Factor	Factor																																																																										
MHz	dBuV/m	dBuV/m	dB	dBuV	dB/m	dB	dB	dB																																																																										
1	2462.00	102.19	-----	-----	89.57	32.60	6.70	32.68	6.00	300	64	AVERAGE																																																																						



Mode	3																																																																																	
	Band Edge																																																																																	
	2400-2483.5_802.11b_CH11_2462MHz																																																																																	
ANT	ANT 6																																																																																	
Pol.	Vertical	Fundamental																																																																																
Peak	 <table border="1"> <thead> <tr> <th>Limit</th> <th>Read</th> <th>Ant</th> <th>Cable</th> <th>Preamp</th> <th>Aux</th> <th>APos</th> <th>TPos</th> <th>Remark</th> </tr> <tr> <th>Freq</th> <th>Level</th> <th>Line</th> <th>Margin</th> <th>Level</th> <th>Factor</th> <th>Loss</th> <th>Factor</th> <th>Factor</th> </tr> <tr> <th>MHz</th> <th>dBuV/m</th> <th>dBuV/m</th> <th>dB</th> <th>dBuV</th> <th>dB/m</th> <th>dB</th> <th>dB</th> <th>dB</th> </tr> </thead> <tbody> <tr> <td>1</td> <td>2486.81</td> <td>57.89</td> <td>74.00</td> <td>-16.11</td> <td>44.98</td> <td>32.79</td> <td>6.74</td> <td>32.62</td> <td>6.00</td> <td>100</td> <td>68</td> <td>PEAK</td> </tr> </tbody> </table>	Limit	Read	Ant	Cable	Preamp	Aux	APos	TPos	Remark	Freq	Level	Line	Margin	Level	Factor	Loss	Factor	Factor	MHz	dBuV/m	dBuV/m	dB	dBuV	dB/m	dB	dB	dB	1	2486.81	57.89	74.00	-16.11	44.98	32.79	6.74	32.62	6.00	100	68	PEAK	 <table border="1"> <thead> <tr> <th>Limit</th> <th>Read</th> <th>Ant</th> <th>Cable</th> <th>Preamp</th> <th>Aux</th> <th>APos</th> <th>TPos</th> <th>Remark</th> </tr> <tr> <th>Freq</th> <th>Level</th> <th>Line</th> <th>Margin</th> <th>Level</th> <th>Factor</th> <th>Loss</th> <th>Factor</th> <th>Factor</th> </tr> <tr> <th>MHz</th> <th>dBuV/m</th> <th>dBuV/m</th> <th>dB</th> <th>dBuV</th> <th>dB/m</th> <th>dB</th> <th>dB</th> <th>dB</th> </tr> </thead> <tbody> <tr> <td>1</td> <td>2462.00</td> <td>109.66</td> <td>-----</td> <td>-----</td> <td>97.04</td> <td>32.60</td> <td>6.70</td> <td>32.68</td> <td>6.00</td> <td>100</td> <td>68</td> <td>PEAK</td> </tr> </tbody> </table>	Limit	Read	Ant	Cable	Preamp	Aux	APos	TPos	Remark	Freq	Level	Line	Margin	Level	Factor	Loss	Factor	Factor	MHz	dBuV/m	dBuV/m	dB	dBuV	dB/m	dB	dB	dB	1	2462.00	109.66	-----	-----	97.04	32.60	6.70	32.68	6.00	100	68	PEAK
	Limit	Read	Ant	Cable	Preamp	Aux	APos	TPos	Remark																																																																									
Freq	Level	Line	Margin	Level	Factor	Loss	Factor	Factor																																																																										
MHz	dBuV/m	dBuV/m	dB	dBuV	dB/m	dB	dB	dB																																																																										
1	2486.81	57.89	74.00	-16.11	44.98	32.79	6.74	32.62	6.00	100	68	PEAK																																																																						
Limit	Read	Ant	Cable	Preamp	Aux	APos	TPos	Remark																																																																										
Freq	Level	Line	Margin	Level	Factor	Loss	Factor	Factor																																																																										
MHz	dBuV/m	dBuV/m	dB	dBuV	dB/m	dB	dB	dB																																																																										
1	2462.00	109.66	-----	-----	97.04	32.60	6.70	32.68	6.00	100	68	PEAK																																																																						
Avg	 <table border="1"> <thead> <tr> <th>Limit</th> <th>Read</th> <th>Ant</th> <th>Cable</th> <th>Preamp</th> <th>Aux</th> <th>APos</th> <th>TPos</th> <th>Remark</th> </tr> <tr> <th>Freq</th> <th>Level</th> <th>Line</th> <th>Margin</th> <th>Level</th> <th>Factor</th> <th>Loss</th> <th>Factor</th> <th>Factor</th> </tr> <tr> <th>MHz</th> <th>dBuV/m</th> <th>dBuV/m</th> <th>dB</th> <th>dBuV</th> <th>dB/m</th> <th>dB</th> <th>dB</th> <th>dB</th> </tr> </thead> <tbody> <tr> <td>1</td> <td>2486.32</td> <td>45.59</td> <td>54.00</td> <td>-8.41</td> <td>32.68</td> <td>32.79</td> <td>6.74</td> <td>32.62</td> <td>6.00</td> <td>100</td> <td>68</td> <td>AVERAGE</td> </tr> </tbody> </table>	Limit	Read	Ant	Cable	Preamp	Aux	APos	TPos	Remark	Freq	Level	Line	Margin	Level	Factor	Loss	Factor	Factor	MHz	dBuV/m	dBuV/m	dB	dBuV	dB/m	dB	dB	dB	1	2486.32	45.59	54.00	-8.41	32.68	32.79	6.74	32.62	6.00	100	68	AVERAGE	 <table border="1"> <thead> <tr> <th>Limit</th> <th>Read</th> <th>Ant</th> <th>Cable</th> <th>Preamp</th> <th>Aux</th> <th>APos</th> <th>TPos</th> <th>Remark</th> </tr> <tr> <th>Freq</th> <th>Level</th> <th>Line</th> <th>Margin</th> <th>Level</th> <th>Factor</th> <th>Loss</th> <th>Factor</th> <th>Factor</th> </tr> <tr> <th>MHz</th> <th>dBuV/m</th> <th>dBuV/m</th> <th>dB</th> <th>dBuV</th> <th>dB/m</th> <th>dB</th> <th>dB</th> <th>dB</th> </tr> </thead> <tbody> <tr> <td>1</td> <td>2462.00</td> <td>105.14</td> <td>-----</td> <td>-----</td> <td>92.52</td> <td>32.60</td> <td>6.70</td> <td>32.68</td> <td>6.00</td> <td>100</td> <td>68</td> <td>AVERAGE</td> </tr> </tbody> </table>	Limit	Read	Ant	Cable	Preamp	Aux	APos	TPos	Remark	Freq	Level	Line	Margin	Level	Factor	Loss	Factor	Factor	MHz	dBuV/m	dBuV/m	dB	dBuV	dB/m	dB	dB	dB	1	2462.00	105.14	-----	-----	92.52	32.60	6.70	32.68	6.00	100	68	AVERAGE
Limit	Read	Ant	Cable	Preamp	Aux	APos	TPos	Remark																																																																										
Freq	Level	Line	Margin	Level	Factor	Loss	Factor	Factor																																																																										
MHz	dBuV/m	dBuV/m	dB	dBuV	dB/m	dB	dB	dB																																																																										
1	2486.32	45.59	54.00	-8.41	32.68	32.79	6.74	32.62	6.00	100	68	AVERAGE																																																																						
Limit	Read	Ant	Cable	Preamp	Aux	APos	TPos	Remark																																																																										
Freq	Level	Line	Margin	Level	Factor	Loss	Factor	Factor																																																																										
MHz	dBuV/m	dBuV/m	dB	dBuV	dB/m	dB	dB	dB																																																																										
1	2462.00	105.14	-----	-----	92.52	32.60	6.70	32.68	6.00	100	68	AVERAGE																																																																						



Mode	3																																																																																																																																									
	Harmonic																																																																																																																																									
	2400-2483.5_802.11b_CH11_2462MHz																																																																																																																																									
ANT	ANT 6																																																																																																																																									
Pol.	Horizontal	Vertical																																																																																																																																								
Peak Avg	<table border="1"> <thead> <tr> <th>Limit</th> <th>Read</th> <th>Ant</th> <th>Cable</th> <th>Preamp</th> <th>Aux</th> <th>APos</th> <th>TPos</th> <th>Remark</th> </tr> <tr> <th>Freq</th> <th>Level</th> <th>Line</th> <th>Margin</th> <th>Level</th> <th>Factor</th> <th>Loss</th> <th>Factor</th> <th>Factor</th> </tr> <tr> <th>MHz</th> <th>dBuV/m</th> <th>dBuV/m</th> <th>dB</th> <th>dBuV</th> <th>dB/m</th> <th>dB</th> <th>dB</th> <th>dB</th> <th>cm</th> <th>deg</th> </tr> </thead> <tbody> <tr> <td>1</td> <td>4924.00</td> <td>52.99</td> <td>74.00</td> <td>-21.01</td> <td>70.05</td> <td>34.20</td> <td>9.57</td> <td>60.83</td> <td>0.00</td> <td>100</td> <td>351</td> <td>PEAK</td> </tr> <tr> <td>2</td> <td>4924.00</td> <td>50.07</td> <td>54.00</td> <td>-3.93</td> <td>67.13</td> <td>34.20</td> <td>9.57</td> <td>60.83</td> <td>0.00</td> <td>100</td> <td>351</td> <td>AVERAGE</td> </tr> <tr> <td>3</td> <td>7386.00</td> <td>44.74</td> <td>74.00</td> <td>-29.26</td> <td>57.78</td> <td>35.73</td> <td>11.72</td> <td>60.49</td> <td>0.00</td> <td>---</td> <td>---</td> <td>PEAK</td> </tr> </tbody> </table>	Limit	Read	Ant	Cable	Preamp	Aux	APos	TPos	Remark	Freq	Level	Line	Margin	Level	Factor	Loss	Factor	Factor	MHz	dBuV/m	dBuV/m	dB	dBuV	dB/m	dB	dB	dB	cm	deg	1	4924.00	52.99	74.00	-21.01	70.05	34.20	9.57	60.83	0.00	100	351	PEAK	2	4924.00	50.07	54.00	-3.93	67.13	34.20	9.57	60.83	0.00	100	351	AVERAGE	3	7386.00	44.74	74.00	-29.26	57.78	35.73	11.72	60.49	0.00	---	---	PEAK	<table border="1"> <thead> <tr> <th>Limit</th> <th>Read</th> <th>Ant</th> <th>Cable</th> <th>Preamp</th> <th>Aux</th> <th>APos</th> <th>TPos</th> <th>Remark</th> </tr> <tr> <th>Freq</th> <th>Level</th> <th>Line</th> <th>Margin</th> <th>Level</th> <th>Factor</th> <th>Loss</th> <th>Factor</th> <th>Factor</th> </tr> <tr> <th>MHz</th> <th>dBuV/m</th> <th>dBuV/m</th> <th>dB</th> <th>dBuV</th> <th>dB/m</th> <th>dB</th> <th>dB</th> <th>dB</th> <th>cm</th> <th>deg</th> </tr> </thead> <tbody> <tr> <td>1</td> <td>4924.00</td> <td>53.18</td> <td>74.00</td> <td>-20.82</td> <td>70.24</td> <td>34.20</td> <td>9.57</td> <td>60.83</td> <td>0.00</td> <td>100</td> <td>296</td> <td>PEAK</td> </tr> <tr> <td>2</td> <td>4924.00</td> <td>50.15</td> <td>54.00</td> <td>-3.85</td> <td>67.21</td> <td>34.20</td> <td>9.57</td> <td>60.83</td> <td>0.00</td> <td>100</td> <td>296</td> <td>AVERAGE</td> </tr> <tr> <td>3</td> <td>7386.00</td> <td>45.30</td> <td>74.00</td> <td>-28.70</td> <td>58.34</td> <td>35.73</td> <td>11.72</td> <td>60.49</td> <td>0.00</td> <td>---</td> <td>---</td> <td>PEAK</td> </tr> </tbody> </table>	Limit	Read	Ant	Cable	Preamp	Aux	APos	TPos	Remark	Freq	Level	Line	Margin	Level	Factor	Loss	Factor	Factor	MHz	dBuV/m	dBuV/m	dB	dBuV	dB/m	dB	dB	dB	cm	deg	1	4924.00	53.18	74.00	-20.82	70.24	34.20	9.57	60.83	0.00	100	296	PEAK	2	4924.00	50.15	54.00	-3.85	67.21	34.20	9.57	60.83	0.00	100	296	AVERAGE	3	7386.00	45.30	74.00	-28.70	58.34	35.73	11.72	60.49	0.00	---	---	PEAK
Limit	Read	Ant	Cable	Preamp	Aux	APos	TPos	Remark																																																																																																																																		
Freq	Level	Line	Margin	Level	Factor	Loss	Factor	Factor																																																																																																																																		
MHz	dBuV/m	dBuV/m	dB	dBuV	dB/m	dB	dB	dB	cm	deg																																																																																																																																
1	4924.00	52.99	74.00	-21.01	70.05	34.20	9.57	60.83	0.00	100	351	PEAK																																																																																																																														
2	4924.00	50.07	54.00	-3.93	67.13	34.20	9.57	60.83	0.00	100	351	AVERAGE																																																																																																																														
3	7386.00	44.74	74.00	-29.26	57.78	35.73	11.72	60.49	0.00	---	---	PEAK																																																																																																																														
Limit	Read	Ant	Cable	Preamp	Aux	APos	TPos	Remark																																																																																																																																		
Freq	Level	Line	Margin	Level	Factor	Loss	Factor	Factor																																																																																																																																		
MHz	dBuV/m	dBuV/m	dB	dBuV	dB/m	dB	dB	dB	cm	deg																																																																																																																																
1	4924.00	53.18	74.00	-20.82	70.24	34.20	9.57	60.83	0.00	100	296	PEAK																																																																																																																														
2	4924.00	50.15	54.00	-3.85	67.21	34.20	9.57	60.83	0.00	100	296	AVERAGE																																																																																																																														
3	7386.00	45.30	74.00	-28.70	58.34	35.73	11.72	60.49	0.00	---	---	PEAK																																																																																																																														



Mode	4																																																																																	
	Band Edge																																																																																	
	2400-2483.5_802.11g_CH01_2412MHz																																																																																	
ANT	ANT 6																																																																																	
Pol.	Horizontal	Fundamental																																																																																
Peak	<table border="1"> <thead> <tr> <th>Limit</th> <th>Read</th> <th>Ant</th> <th>Cable</th> <th>Preamp</th> <th>Aux</th> <th>APos</th> <th>TPos</th> <th>Remark</th> </tr> <tr> <th>Freq</th> <th>Level</th> <th>Line</th> <th>Margin</th> <th>Level</th> <th>Factor</th> <th>Loss</th> <th>Factor</th> <th>Factor</th> </tr> <tr> <th>MHz</th> <th>dBuV/m</th> <th>dBuV/m</th> <th>dB</th> <th>dBuV</th> <th>dB/m</th> <th>dB</th> <th>dB</th> <th>dB</th> </tr> </thead> <tbody> <tr> <td>1</td> <td>2389.95</td> <td>62.48</td> <td>74.00</td> <td>-11.52</td> <td>50.68</td> <td>32.06</td> <td>6.00</td> <td>32.06</td> <td>6.00</td> <td>283</td> <td>39</td> <td>PEAK</td> </tr> </tbody> </table>	Limit	Read	Ant	Cable	Preamp	Aux	APos	TPos	Remark	Freq	Level	Line	Margin	Level	Factor	Loss	Factor	Factor	MHz	dBuV/m	dBuV/m	dB	dBuV	dB/m	dB	dB	dB	1	2389.95	62.48	74.00	-11.52	50.68	32.06	6.00	32.06	6.00	283	39	PEAK	<table border="1"> <thead> <tr> <th>Limit</th> <th>Read</th> <th>Ant</th> <th>Cable</th> <th>Preamp</th> <th>Aux</th> <th>APos</th> <th>TPos</th> <th>Remark</th> </tr> <tr> <th>Freq</th> <th>Level</th> <th>Line</th> <th>Margin</th> <th>Level</th> <th>Factor</th> <th>Loss</th> <th>Factor</th> <th>Factor</th> </tr> <tr> <th>MHz</th> <th>dBuV/m</th> <th>dBuV/m</th> <th>dB</th> <th>dBuV</th> <th>dB/m</th> <th>dB</th> <th>dB</th> <th>dB</th> </tr> </thead> <tbody> <tr> <td>1</td> <td>2412.00</td> <td>106.85</td> <td>-----</td> <td>-----</td> <td>94.80</td> <td>32.25</td> <td>6.63</td> <td>32.83</td> <td>6.00</td> <td>283</td> <td>39</td> <td>PEAK</td> </tr> </tbody> </table>	Limit	Read	Ant	Cable	Preamp	Aux	APos	TPos	Remark	Freq	Level	Line	Margin	Level	Factor	Loss	Factor	Factor	MHz	dBuV/m	dBuV/m	dB	dBuV	dB/m	dB	dB	dB	1	2412.00	106.85	-----	-----	94.80	32.25	6.63	32.83	6.00	283	39	PEAK
	Limit	Read	Ant	Cable	Preamp	Aux	APos	TPos	Remark																																																																									
Freq	Level	Line	Margin	Level	Factor	Loss	Factor	Factor																																																																										
MHz	dBuV/m	dBuV/m	dB	dBuV	dB/m	dB	dB	dB																																																																										
1	2389.95	62.48	74.00	-11.52	50.68	32.06	6.00	32.06	6.00	283	39	PEAK																																																																						
Limit	Read	Ant	Cable	Preamp	Aux	APos	TPos	Remark																																																																										
Freq	Level	Line	Margin	Level	Factor	Loss	Factor	Factor																																																																										
MHz	dBuV/m	dBuV/m	dB	dBuV	dB/m	dB	dB	dB																																																																										
1	2412.00	106.85	-----	-----	94.80	32.25	6.63	32.83	6.00	283	39	PEAK																																																																						
Avg	<table border="1"> <thead> <tr> <th>Limit</th> <th>Read</th> <th>Ant</th> <th>Cable</th> <th>Preamp</th> <th>Aux</th> <th>APos</th> <th>TPos</th> <th>Remark</th> </tr> <tr> <th>Freq</th> <th>Level</th> <th>Line</th> <th>Margin</th> <th>Level</th> <th>Factor</th> <th>Loss</th> <th>Factor</th> <th>Factor</th> </tr> <tr> <th>MHz</th> <th>dBuV/m</th> <th>dBuV/m</th> <th>dB</th> <th>dBuV</th> <th>dB/m</th> <th>dB</th> <th>dB</th> <th>dB</th> </tr> </thead> <tbody> <tr> <td>1</td> <td>2389.82</td> <td>47.00</td> <td>54.00</td> <td>-7.00</td> <td>35.20</td> <td>32.06</td> <td>6.00</td> <td>32.06</td> <td>6.00</td> <td>283</td> <td>39</td> <td>AVERAGE</td> </tr> </tbody> </table>	Limit	Read	Ant	Cable	Preamp	Aux	APos	TPos	Remark	Freq	Level	Line	Margin	Level	Factor	Loss	Factor	Factor	MHz	dBuV/m	dBuV/m	dB	dBuV	dB/m	dB	dB	dB	1	2389.82	47.00	54.00	-7.00	35.20	32.06	6.00	32.06	6.00	283	39	AVERAGE	<table border="1"> <thead> <tr> <th>Limit</th> <th>Read</th> <th>Ant</th> <th>Cable</th> <th>Preamp</th> <th>Aux</th> <th>APos</th> <th>TPos</th> <th>Remark</th> </tr> <tr> <th>Freq</th> <th>Level</th> <th>Line</th> <th>Margin</th> <th>Level</th> <th>Factor</th> <th>Loss</th> <th>Factor</th> <th>Factor</th> </tr> <tr> <th>MHz</th> <th>dBuV/m</th> <th>dBuV/m</th> <th>dB</th> <th>dBuV</th> <th>dB/m</th> <th>dB</th> <th>dB</th> <th>dB</th> </tr> </thead> <tbody> <tr> <td>1</td> <td>2412.00</td> <td>98.00</td> <td>-----</td> <td>-----</td> <td>85.99</td> <td>32.27</td> <td>6.63</td> <td>32.81</td> <td>6.00</td> <td>283</td> <td>39</td> <td>AVERAGE</td> </tr> </tbody> </table>	Limit	Read	Ant	Cable	Preamp	Aux	APos	TPos	Remark	Freq	Level	Line	Margin	Level	Factor	Loss	Factor	Factor	MHz	dBuV/m	dBuV/m	dB	dBuV	dB/m	dB	dB	dB	1	2412.00	98.00	-----	-----	85.99	32.27	6.63	32.81	6.00	283	39	AVERAGE
Limit	Read	Ant	Cable	Preamp	Aux	APos	TPos	Remark																																																																										
Freq	Level	Line	Margin	Level	Factor	Loss	Factor	Factor																																																																										
MHz	dBuV/m	dBuV/m	dB	dBuV	dB/m	dB	dB	dB																																																																										
1	2389.82	47.00	54.00	-7.00	35.20	32.06	6.00	32.06	6.00	283	39	AVERAGE																																																																						
Limit	Read	Ant	Cable	Preamp	Aux	APos	TPos	Remark																																																																										
Freq	Level	Line	Margin	Level	Factor	Loss	Factor	Factor																																																																										
MHz	dBuV/m	dBuV/m	dB	dBuV	dB/m	dB	dB	dB																																																																										
1	2412.00	98.00	-----	-----	85.99	32.27	6.63	32.81	6.00	283	39	AVERAGE																																																																						



Mode	4																																																																																	
	Band Edge																																																																																	
	2400-2483.5_802.11g_CH01_2412MHz																																																																																	
ANT	ANT 6																																																																																	
Pol.	Vertical	Fundamental																																																																																
Peak	<table border="1"> <thead> <tr> <th>Limit</th> <th>Read</th> <th>Ant</th> <th>Cable</th> <th>Preamp</th> <th>Aux</th> <th>APos</th> <th>TPos</th> <th>Remark</th> </tr> <tr> <th>Freq</th> <th>Level</th> <th>Line</th> <th>Margin</th> <th>Level</th> <th>Factor</th> <th>Loss</th> <th>Factor</th> <th>Factor</th> </tr> <tr> <th>MHz</th> <th>dBuV/m</th> <th>dBuV/m</th> <th>dB</th> <th>dBuV</th> <th>dB/m</th> <th>dB</th> <th>dB</th> <th>dB</th> </tr> </thead> <tbody> <tr> <td>1</td> <td>2389.95</td> <td>62.66</td> <td>74.00</td> <td>-11.34</td> <td>50.86</td> <td>32.06</td> <td>6.00</td> <td>32.86</td> <td>6.00</td> <td>106</td> <td>98</td> <td>PEAK</td> </tr> </tbody> </table>	Limit	Read	Ant	Cable	Preamp	Aux	APos	TPos	Remark	Freq	Level	Line	Margin	Level	Factor	Loss	Factor	Factor	MHz	dBuV/m	dBuV/m	dB	dBuV	dB/m	dB	dB	dB	1	2389.95	62.66	74.00	-11.34	50.86	32.06	6.00	32.86	6.00	106	98	PEAK	<table border="1"> <thead> <tr> <th>Limit</th> <th>Read</th> <th>Ant</th> <th>Cable</th> <th>Preamp</th> <th>Aux</th> <th>APos</th> <th>TPos</th> <th>Remark</th> </tr> <tr> <th>Freq</th> <th>Level</th> <th>Line</th> <th>Margin</th> <th>Level</th> <th>Factor</th> <th>Loss</th> <th>Factor</th> <th>Factor</th> </tr> <tr> <th>MHz</th> <th>dBuV/m</th> <th>dBuV/m</th> <th>dB</th> <th>dBuV</th> <th>dB/m</th> <th>dB</th> <th>dB</th> <th>dB</th> </tr> </thead> <tbody> <tr> <td>1</td> <td>2412.00</td> <td>111.81</td> <td>-----</td> <td>-----</td> <td>99.72</td> <td>32.27</td> <td>6.63</td> <td>32.81</td> <td>6.00</td> <td>106</td> <td>98</td> <td>PEAK</td> </tr> </tbody> </table>	Limit	Read	Ant	Cable	Preamp	Aux	APos	TPos	Remark	Freq	Level	Line	Margin	Level	Factor	Loss	Factor	Factor	MHz	dBuV/m	dBuV/m	dB	dBuV	dB/m	dB	dB	dB	1	2412.00	111.81	-----	-----	99.72	32.27	6.63	32.81	6.00	106	98	PEAK
	Limit	Read	Ant	Cable	Preamp	Aux	APos	TPos	Remark																																																																									
Freq	Level	Line	Margin	Level	Factor	Loss	Factor	Factor																																																																										
MHz	dBuV/m	dBuV/m	dB	dBuV	dB/m	dB	dB	dB																																																																										
1	2389.95	62.66	74.00	-11.34	50.86	32.06	6.00	32.86	6.00	106	98	PEAK																																																																						
Limit	Read	Ant	Cable	Preamp	Aux	APos	TPos	Remark																																																																										
Freq	Level	Line	Margin	Level	Factor	Loss	Factor	Factor																																																																										
MHz	dBuV/m	dBuV/m	dB	dBuV	dB/m	dB	dB	dB																																																																										
1	2412.00	111.81	-----	-----	99.72	32.27	6.63	32.81	6.00	106	98	PEAK																																																																						
Avg	<table border="1"> <thead> <tr> <th>Limit</th> <th>Read</th> <th>Ant</th> <th>Cable</th> <th>Preamp</th> <th>Aux</th> <th>APos</th> <th>TPos</th> <th>Remark</th> </tr> <tr> <th>Freq</th> <th>Level</th> <th>Line</th> <th>Margin</th> <th>Level</th> <th>Factor</th> <th>Loss</th> <th>Factor</th> <th>Factor</th> </tr> <tr> <th>MHz</th> <th>dBuV/m</th> <th>dBuV/m</th> <th>dB</th> <th>dBuV</th> <th>dB/m</th> <th>dB</th> <th>dB</th> <th>dB</th> </tr> </thead> <tbody> <tr> <td>1</td> <td>2389.95</td> <td>49.49</td> <td>54.00</td> <td>-4.51</td> <td>37.69</td> <td>32.06</td> <td>6.00</td> <td>32.86</td> <td>6.00</td> <td>106</td> <td>98</td> <td>AVERAGE</td> </tr> </tbody> </table>	Limit	Read	Ant	Cable	Preamp	Aux	APos	TPos	Remark	Freq	Level	Line	Margin	Level	Factor	Loss	Factor	Factor	MHz	dBuV/m	dBuV/m	dB	dBuV	dB/m	dB	dB	dB	1	2389.95	49.49	54.00	-4.51	37.69	32.06	6.00	32.86	6.00	106	98	AVERAGE	<table border="1"> <thead> <tr> <th>Limit</th> <th>Read</th> <th>Ant</th> <th>Cable</th> <th>Preamp</th> <th>Aux</th> <th>APos</th> <th>TPos</th> <th>Remark</th> </tr> <tr> <th>Freq</th> <th>Level</th> <th>Line</th> <th>Margin</th> <th>Level</th> <th>Factor</th> <th>Loss</th> <th>Factor</th> <th>Factor</th> </tr> <tr> <th>MHz</th> <th>dBuV/m</th> <th>dBuV/m</th> <th>dB</th> <th>dBuV</th> <th>dB/m</th> <th>dB</th> <th>dB</th> <th>dB</th> </tr> </thead> <tbody> <tr> <td>1</td> <td>2412.00</td> <td>103.05</td> <td>-----</td> <td>-----</td> <td>90.94</td> <td>32.28</td> <td>6.64</td> <td>32.81</td> <td>6.00</td> <td>106</td> <td>98</td> <td>AVERAGE</td> </tr> </tbody> </table>	Limit	Read	Ant	Cable	Preamp	Aux	APos	TPos	Remark	Freq	Level	Line	Margin	Level	Factor	Loss	Factor	Factor	MHz	dBuV/m	dBuV/m	dB	dBuV	dB/m	dB	dB	dB	1	2412.00	103.05	-----	-----	90.94	32.28	6.64	32.81	6.00	106	98	AVERAGE
Limit	Read	Ant	Cable	Preamp	Aux	APos	TPos	Remark																																																																										
Freq	Level	Line	Margin	Level	Factor	Loss	Factor	Factor																																																																										
MHz	dBuV/m	dBuV/m	dB	dBuV	dB/m	dB	dB	dB																																																																										
1	2389.95	49.49	54.00	-4.51	37.69	32.06	6.00	32.86	6.00	106	98	AVERAGE																																																																						
Limit	Read	Ant	Cable	Preamp	Aux	APos	TPos	Remark																																																																										
Freq	Level	Line	Margin	Level	Factor	Loss	Factor	Factor																																																																										
MHz	dBuV/m	dBuV/m	dB	dBuV	dB/m	dB	dB	dB																																																																										
1	2412.00	103.05	-----	-----	90.94	32.28	6.64	32.81	6.00	106	98	AVERAGE																																																																						



Mode	4																																																																																														
	Harmonic																																																																																														
	2400-2483.5_802.11g_CH01_2412MHz																																																																																														
ANT	ANT 6																																																																																														
Pol.	Horizontal	Vertical																																																																																													
Peak Avg	<table border="1"> <thead> <tr> <th>Limit</th> <th>Read</th> <th>Ant</th> <th>Cable</th> <th>Preamp</th> <th>Aux</th> <th>APos</th> <th>TPos</th> <th>Remark</th> </tr> <tr> <th>Freq</th> <th>Level</th> <th>Line Margin</th> <th>Level Factor</th> <th>Loss Factor</th> <th>Factor</th> <th></th> <th></th> <th></th> </tr> <tr> <th>MHz</th> <th>dBuV/m</th> <th>dBuV/m</th> <th>dB</th> <th>dBuV</th> <th>dB/m</th> <th>dB</th> <th>dB</th> <th>dB</th> </tr> </thead> <tbody> <tr> <td>1</td> <td>4824.00</td> <td>43.29</td> <td>74.00</td> <td>-30.71</td> <td>60.53</td> <td>34.20</td> <td>9.47</td> <td>60.91</td> <td>0.00</td> <td>---</td> <td>---</td> <td>PEAK</td> </tr> </tbody> </table>	Limit	Read	Ant	Cable	Preamp	Aux	APos	TPos	Remark	Freq	Level	Line Margin	Level Factor	Loss Factor	Factor				MHz	dBuV/m	dBuV/m	dB	dBuV	dB/m	dB	dB	dB	1	4824.00	43.29	74.00	-30.71	60.53	34.20	9.47	60.91	0.00	---	---	PEAK	<table border="1"> <thead> <tr> <th>Limit</th> <th>Read</th> <th>Ant</th> <th>Cable</th> <th>Preamp</th> <th>Aux</th> <th>APos</th> <th>TPos</th> <th>Remark</th> </tr> <tr> <th>Freq</th> <th>Level</th> <th>Line Margin</th> <th>Level Factor</th> <th>Loss Factor</th> <th>Factor</th> <th></th> <th></th> <th></th> </tr> <tr> <th>MHz</th> <th>dBuV/m</th> <th>dBuV/m</th> <th>dB</th> <th>dBuV</th> <th>dB/m</th> <th>dB</th> <th>dB</th> <th>dB</th> </tr> </thead> <tbody> <tr> <td>1</td> <td>4824.00</td> <td>47.37</td> <td>74.00</td> <td>-26.63</td> <td>64.61</td> <td>34.20</td> <td>9.47</td> <td>60.91</td> <td>0.00</td> <td>100</td> <td>360</td> <td>PEAK</td> </tr> <tr> <td>2</td> <td>4824.00</td> <td>35.39</td> <td>54.00</td> <td>-18.61</td> <td>52.62</td> <td>34.20</td> <td>9.47</td> <td>60.90</td> <td>0.00</td> <td>100</td> <td>360</td> <td>AVERAGE</td> </tr> </tbody> </table>	Limit	Read	Ant	Cable	Preamp	Aux	APos	TPos	Remark	Freq	Level	Line Margin	Level Factor	Loss Factor	Factor				MHz	dBuV/m	dBuV/m	dB	dBuV	dB/m	dB	dB	dB	1	4824.00	47.37	74.00	-26.63	64.61	34.20	9.47	60.91	0.00	100	360	PEAK	2	4824.00	35.39	54.00	-18.61	52.62	34.20	9.47	60.90	0.00	100	360	AVERAGE
Limit	Read	Ant	Cable	Preamp	Aux	APos	TPos	Remark																																																																																							
Freq	Level	Line Margin	Level Factor	Loss Factor	Factor																																																																																										
MHz	dBuV/m	dBuV/m	dB	dBuV	dB/m	dB	dB	dB																																																																																							
1	4824.00	43.29	74.00	-30.71	60.53	34.20	9.47	60.91	0.00	---	---	PEAK																																																																																			
Limit	Read	Ant	Cable	Preamp	Aux	APos	TPos	Remark																																																																																							
Freq	Level	Line Margin	Level Factor	Loss Factor	Factor																																																																																										
MHz	dBuV/m	dBuV/m	dB	dBuV	dB/m	dB	dB	dB																																																																																							
1	4824.00	47.37	74.00	-26.63	64.61	34.20	9.47	60.91	0.00	100	360	PEAK																																																																																			
2	4824.00	35.39	54.00	-18.61	52.62	34.20	9.47	60.90	0.00	100	360	AVERAGE																																																																																			

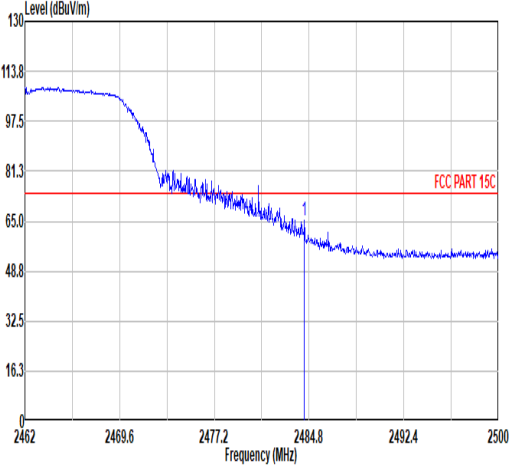
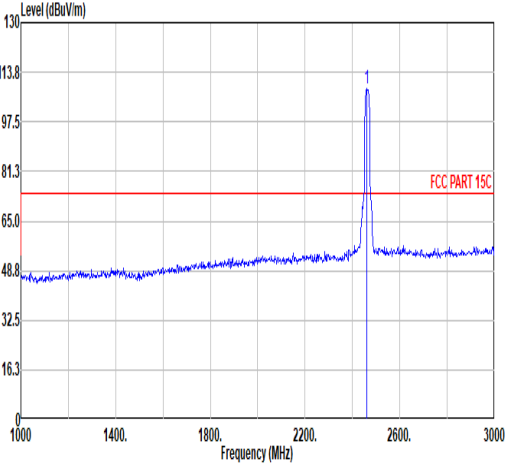
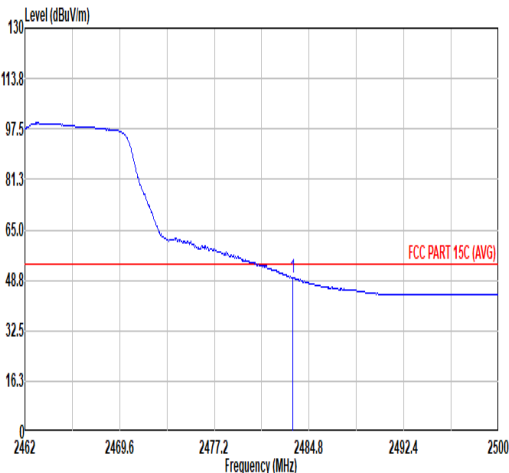
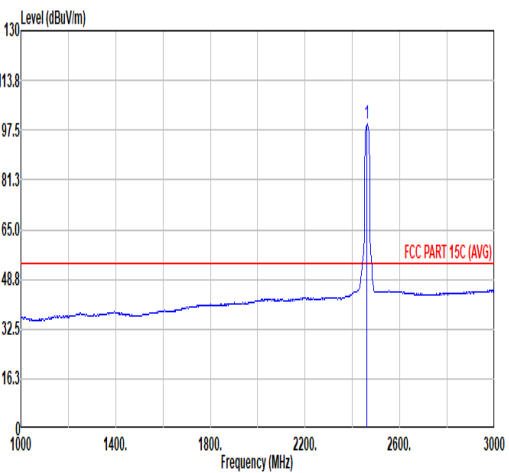


Mode	5																																																																																																																																																				
	Harmonic																																																																																																																																																				
	2400-2483.5_802.11g_CH06_2437MHz																																																																																																																																																				
ANT	ANT 6																																																																																																																																																				
Pol.	Horizontal	Vertical																																																																																																																																																			
Peak Avg	<table border="1"> <thead> <tr> <th>Limit</th> <th>Read</th> <th>Ant</th> <th>Cable</th> <th>Preamp</th> <th>Aux</th> <th>APos</th> <th>TPos</th> <th>Remark</th> </tr> <tr> <th>Freq</th> <th>Level</th> <th>Line Margin</th> <th>Level</th> <th>Factor</th> <th>Loss Factor</th> <th>Factor</th> <th></th> <th></th> </tr> <tr> <th>MHz</th> <th>dBuV/m</th> <th>dBuV/m</th> <th>dB</th> <th>dBuV</th> <th>dB/m</th> <th>dB</th> <th>dB</th> <th>cm</th> <th>deg</th> </tr> </thead> <tbody> <tr> <td>1</td> <td>4874.00</td> <td>50.85</td> <td>74.00</td> <td>-23.15</td> <td>68.00</td> <td>34.20</td> <td>9.52</td> <td>60.87</td> <td>0.00</td> <td>100</td> <td>12</td> <td>PEAK</td> </tr> <tr> <td>2</td> <td>4874.00</td> <td>40.13</td> <td>54.00</td> <td>-13.87</td> <td>57.28</td> <td>34.20</td> <td>9.52</td> <td>60.87</td> <td>0.00</td> <td>100</td> <td>12</td> <td>AVERAGE</td> </tr> <tr> <td>3</td> <td>7311.00</td> <td>45.32</td> <td>74.00</td> <td>-28.68</td> <td>58.32</td> <td>35.64</td> <td>11.69</td> <td>60.33</td> <td>0.00</td> <td>---</td> <td>---</td> <td>PEAK</td> </tr> </tbody> </table>	Limit	Read	Ant	Cable	Preamp	Aux	APos	TPos	Remark	Freq	Level	Line Margin	Level	Factor	Loss Factor	Factor			MHz	dBuV/m	dBuV/m	dB	dBuV	dB/m	dB	dB	cm	deg	1	4874.00	50.85	74.00	-23.15	68.00	34.20	9.52	60.87	0.00	100	12	PEAK	2	4874.00	40.13	54.00	-13.87	57.28	34.20	9.52	60.87	0.00	100	12	AVERAGE	3	7311.00	45.32	74.00	-28.68	58.32	35.64	11.69	60.33	0.00	---	---	PEAK	<table border="1"> <thead> <tr> <th>Limit</th> <th>Read</th> <th>Ant</th> <th>Cable</th> <th>Preamp</th> <th>Aux</th> <th>APos</th> <th>TPos</th> <th>Remark</th> </tr> <tr> <th>Freq</th> <th>Level</th> <th>Line Margin</th> <th>Level</th> <th>Factor</th> <th>Loss Factor</th> <th>Factor</th> <th></th> <th></th> </tr> <tr> <th>MHz</th> <th>dBuV/m</th> <th>dBuV/m</th> <th>dB</th> <th>dBuV</th> <th>dB/m</th> <th>dB</th> <th>dB</th> <th>cm</th> <th>deg</th> </tr> </thead> <tbody> <tr> <td>1</td> <td>4874.00</td> <td>50.57</td> <td>74.00</td> <td>-23.43</td> <td>67.72</td> <td>34.20</td> <td>9.52</td> <td>60.87</td> <td>0.00</td> <td>100</td> <td>268</td> <td>PEAK</td> </tr> <tr> <td>2</td> <td>4874.00</td> <td>40.52</td> <td>54.00</td> <td>-13.48</td> <td>57.67</td> <td>34.20</td> <td>9.52</td> <td>60.87</td> <td>0.00</td> <td>100</td> <td>268</td> <td>AVERAGE</td> </tr> <tr> <td>3</td> <td>7311.00</td> <td>46.50</td> <td>74.00</td> <td>-27.50</td> <td>59.50</td> <td>35.64</td> <td>11.69</td> <td>60.33</td> <td>0.00</td> <td>100</td> <td>268</td> <td>PEAK</td> </tr> <tr> <td>4</td> <td>7311.00</td> <td>36.33</td> <td>54.00</td> <td>-17.67</td> <td>49.32</td> <td>35.64</td> <td>11.69</td> <td>60.32</td> <td>0.00</td> <td>100</td> <td>268</td> <td>AVERAGE</td> </tr> </tbody> </table>	Limit	Read	Ant	Cable	Preamp	Aux	APos	TPos	Remark	Freq	Level	Line Margin	Level	Factor	Loss Factor	Factor			MHz	dBuV/m	dBuV/m	dB	dBuV	dB/m	dB	dB	cm	deg	1	4874.00	50.57	74.00	-23.43	67.72	34.20	9.52	60.87	0.00	100	268	PEAK	2	4874.00	40.52	54.00	-13.48	57.67	34.20	9.52	60.87	0.00	100	268	AVERAGE	3	7311.00	46.50	74.00	-27.50	59.50	35.64	11.69	60.33	0.00	100	268	PEAK	4	7311.00	36.33	54.00	-17.67	49.32	35.64	11.69	60.32	0.00	100	268	AVERAGE
Limit	Read	Ant	Cable	Preamp	Aux	APos	TPos	Remark																																																																																																																																													
Freq	Level	Line Margin	Level	Factor	Loss Factor	Factor																																																																																																																																															
MHz	dBuV/m	dBuV/m	dB	dBuV	dB/m	dB	dB	cm	deg																																																																																																																																												
1	4874.00	50.85	74.00	-23.15	68.00	34.20	9.52	60.87	0.00	100	12	PEAK																																																																																																																																									
2	4874.00	40.13	54.00	-13.87	57.28	34.20	9.52	60.87	0.00	100	12	AVERAGE																																																																																																																																									
3	7311.00	45.32	74.00	-28.68	58.32	35.64	11.69	60.33	0.00	---	---	PEAK																																																																																																																																									
Limit	Read	Ant	Cable	Preamp	Aux	APos	TPos	Remark																																																																																																																																													
Freq	Level	Line Margin	Level	Factor	Loss Factor	Factor																																																																																																																																															
MHz	dBuV/m	dBuV/m	dB	dBuV	dB/m	dB	dB	cm	deg																																																																																																																																												
1	4874.00	50.57	74.00	-23.43	67.72	34.20	9.52	60.87	0.00	100	268	PEAK																																																																																																																																									
2	4874.00	40.52	54.00	-13.48	57.67	34.20	9.52	60.87	0.00	100	268	AVERAGE																																																																																																																																									
3	7311.00	46.50	74.00	-27.50	59.50	35.64	11.69	60.33	0.00	100	268	PEAK																																																																																																																																									
4	7311.00	36.33	54.00	-17.67	49.32	35.64	11.69	60.32	0.00	100	268	AVERAGE																																																																																																																																									



Mode	6																																																																															
	Band Edge																																																																															
	2400-2483.5_802.11g_CH11_2462MHz																																																																															
ANT	ANT 6																																																																															
Pol.	Horizontal	Fundamental																																																																														
Peak	<table border="1"> <thead> <tr> <th>Limit</th> <th>Read</th> <th>Ant</th> <th>Cable</th> <th>Preamp</th> <th>Aux</th> <th>APos</th> <th>TPos</th> <th>Remark</th> </tr> <tr> <th>Freq</th> <th>Level</th> <th>Line</th> <th>Margin</th> <th>Level</th> <th>Factor</th> <th>Loss</th> <th>Factor</th> <th>Factor</th> </tr> <tr> <th>MHz</th> <th>dBuV/m</th> <th>dBuV/m</th> <th>dB</th> <th>dBuV</th> <th>dB/m</th> <th>dB</th> <th>dB</th> <th>cm</th> <th>deg</th> </tr> </thead> <tbody> <tr> <td>1 2484.08</td> <td>60.93</td> <td>74.00</td> <td>-13.07</td> <td>48.05</td> <td>32.77</td> <td>6.73</td> <td>32.62</td> <td>6.00</td> <td>300</td> <td>72 PEAK</td> </tr> </tbody> </table>	Limit	Read	Ant	Cable	Preamp	Aux	APos	TPos	Remark	Freq	Level	Line	Margin	Level	Factor	Loss	Factor	Factor	MHz	dBuV/m	dBuV/m	dB	dBuV	dB/m	dB	dB	cm	deg	1 2484.08	60.93	74.00	-13.07	48.05	32.77	6.73	32.62	6.00	300	72 PEAK	<table border="1"> <thead> <tr> <th>Limit</th> <th>Read</th> <th>Ant</th> <th>Cable</th> <th>Preamp</th> <th>Aux</th> <th>APos</th> <th>TPos</th> <th>Remark</th> </tr> <tr> <th>Freq</th> <th>Level</th> <th>Line</th> <th>Margin</th> <th>Level</th> <th>Factor</th> <th>Loss</th> <th>Factor</th> <th>Factor</th> </tr> <tr> <th>MHz</th> <th>dBuV/m</th> <th>dBuV/m</th> <th>dB</th> <th>dBuV</th> <th>dB/m</th> <th>dB</th> <th>dB</th> <th>cm</th> <th>deg</th> </tr> </thead> <tbody> <tr> <td>1 2462.00</td> <td>105.58</td> <td>-----</td> <td>-----</td> <td>92.94</td> <td>32.61</td> <td>6.71</td> <td>32.68</td> <td>6.00</td> <td>300</td> <td>72 PEAK</td> </tr> </tbody> </table>	Limit	Read	Ant	Cable	Preamp	Aux	APos	TPos	Remark	Freq	Level	Line	Margin	Level	Factor	Loss	Factor	Factor	MHz	dBuV/m	dBuV/m	dB	dBuV	dB/m	dB	dB	cm	deg	1 2462.00	105.58	-----	-----	92.94	32.61	6.71	32.68	6.00	300	72 PEAK
Limit	Read	Ant	Cable	Preamp	Aux	APos	TPos	Remark																																																																								
Freq	Level	Line	Margin	Level	Factor	Loss	Factor	Factor																																																																								
MHz	dBuV/m	dBuV/m	dB	dBuV	dB/m	dB	dB	cm	deg																																																																							
1 2484.08	60.93	74.00	-13.07	48.05	32.77	6.73	32.62	6.00	300	72 PEAK																																																																						
Limit	Read	Ant	Cable	Preamp	Aux	APos	TPos	Remark																																																																								
Freq	Level	Line	Margin	Level	Factor	Loss	Factor	Factor																																																																								
MHz	dBuV/m	dBuV/m	dB	dBuV	dB/m	dB	dB	cm	deg																																																																							
1 2462.00	105.58	-----	-----	92.94	32.61	6.71	32.68	6.00	300	72 PEAK																																																																						
Avg	<table border="1"> <thead> <tr> <th>Limit</th> <th>Read</th> <th>Ant</th> <th>Cable</th> <th>Preamp</th> <th>Aux</th> <th>APos</th> <th>TPos</th> <th>Remark</th> </tr> <tr> <th>Freq</th> <th>Level</th> <th>Line</th> <th>Margin</th> <th>Level</th> <th>Factor</th> <th>Loss</th> <th>Factor</th> <th>Factor</th> </tr> <tr> <th>MHz</th> <th>dBuV/m</th> <th>dBuV/m</th> <th>dB</th> <th>dBuV</th> <th>dB/m</th> <th>dB</th> <th>dB</th> <th>cm</th> <th>deg</th> </tr> </thead> <tbody> <tr> <td>1 2483.51</td> <td>46.92</td> <td>54.00</td> <td>-7.08</td> <td>34.05</td> <td>32.77</td> <td>6.73</td> <td>32.63</td> <td>6.00</td> <td>300</td> <td>72 AVERAGE</td> </tr> </tbody> </table>	Limit	Read	Ant	Cable	Preamp	Aux	APos	TPos	Remark	Freq	Level	Line	Margin	Level	Factor	Loss	Factor	Factor	MHz	dBuV/m	dBuV/m	dB	dBuV	dB/m	dB	dB	cm	deg	1 2483.51	46.92	54.00	-7.08	34.05	32.77	6.73	32.63	6.00	300	72 AVERAGE	<table border="1"> <thead> <tr> <th>Limit</th> <th>Read</th> <th>Ant</th> <th>Cable</th> <th>Preamp</th> <th>Aux</th> <th>APos</th> <th>TPos</th> <th>Remark</th> </tr> <tr> <th>Freq</th> <th>Level</th> <th>Line</th> <th>Margin</th> <th>Level</th> <th>Factor</th> <th>Loss</th> <th>Factor</th> <th>Factor</th> </tr> <tr> <th>MHz</th> <th>dBuV/m</th> <th>dBuV/m</th> <th>dB</th> <th>dBuV</th> <th>dB/m</th> <th>dB</th> <th>dB</th> <th>cm</th> <th>deg</th> </tr> </thead> <tbody> <tr> <td>1 2462.00</td> <td>96.48</td> <td>-----</td> <td>-----</td> <td>83.89</td> <td>32.58</td> <td>6.70</td> <td>32.69</td> <td>6.00</td> <td>300</td> <td>72 AVERAGE</td> </tr> </tbody> </table>	Limit	Read	Ant	Cable	Preamp	Aux	APos	TPos	Remark	Freq	Level	Line	Margin	Level	Factor	Loss	Factor	Factor	MHz	dBuV/m	dBuV/m	dB	dBuV	dB/m	dB	dB	cm	deg	1 2462.00	96.48	-----	-----	83.89	32.58	6.70	32.69	6.00	300	72 AVERAGE
Limit	Read	Ant	Cable	Preamp	Aux	APos	TPos	Remark																																																																								
Freq	Level	Line	Margin	Level	Factor	Loss	Factor	Factor																																																																								
MHz	dBuV/m	dBuV/m	dB	dBuV	dB/m	dB	dB	cm	deg																																																																							
1 2483.51	46.92	54.00	-7.08	34.05	32.77	6.73	32.63	6.00	300	72 AVERAGE																																																																						
Limit	Read	Ant	Cable	Preamp	Aux	APos	TPos	Remark																																																																								
Freq	Level	Line	Margin	Level	Factor	Loss	Factor	Factor																																																																								
MHz	dBuV/m	dBuV/m	dB	dBuV	dB/m	dB	dB	cm	deg																																																																							
1 2462.00	96.48	-----	-----	83.89	32.58	6.70	32.69	6.00	300	72 AVERAGE																																																																						



Mode	6																																																																																	
	Band Edge																																																																																	
	2400-2483.5_802.11g_CH11_2462MHz																																																																																	
ANT	ANT 6																																																																																	
Pol.	Vertical	Fundamental																																																																																
Peak	 <table border="1" data-bbox="268 1108 778 1232"> <thead> <tr> <th>Limit</th> <th>Read</th> <th>Ant</th> <th>Cable</th> <th>Preamp</th> <th>Aux</th> <th>APos</th> <th>TPos</th> <th>Remark</th> </tr> <tr> <th>Freq</th> <th>Level</th> <th>Line Margin</th> <th>Level</th> <th>Factor</th> <th>Loss Factor</th> <th>Factor</th> <th></th> <th></th> </tr> <tr> <th>MHz</th> <th>dBuV/m</th> <th>dBuV/m</th> <th>dB</th> <th>dBuV</th> <th>dB/m</th> <th>dB</th> <th>dB</th> <th>cm</th> <th>deg</th> </tr> </thead> <tbody> <tr> <td>1</td> <td>2484.42</td> <td>65.23</td> <td>74.00</td> <td>-8.77</td> <td>52.34</td> <td>32.78</td> <td>6.73</td> <td>32.62</td> <td>6.00</td> <td>114</td> <td>73 PEAK</td> </tr> </tbody> </table>	Limit	Read	Ant	Cable	Preamp	Aux	APos	TPos	Remark	Freq	Level	Line Margin	Level	Factor	Loss Factor	Factor			MHz	dBuV/m	dBuV/m	dB	dBuV	dB/m	dB	dB	cm	deg	1	2484.42	65.23	74.00	-8.77	52.34	32.78	6.73	32.62	6.00	114	73 PEAK	 <table border="1" data-bbox="917 1108 1428 1232"> <thead> <tr> <th>Limit</th> <th>Read</th> <th>Ant</th> <th>Cable</th> <th>Preamp</th> <th>Aux</th> <th>APos</th> <th>TPos</th> <th>Remark</th> </tr> <tr> <th>Freq</th> <th>Level</th> <th>Line Margin</th> <th>Level</th> <th>Factor</th> <th>Loss Factor</th> <th>Factor</th> <th></th> <th></th> </tr> <tr> <th>MHz</th> <th>dBuV/m</th> <th>dBuV/m</th> <th>dB</th> <th>dBuV</th> <th>dB/m</th> <th>dB</th> <th>dB</th> <th>cm</th> <th>deg</th> </tr> </thead> <tbody> <tr> <td>1</td> <td>2462.00</td> <td>108.33</td> <td>-----</td> <td>-----</td> <td>95.74</td> <td>32.58</td> <td>6.70</td> <td>32.69</td> <td>6.00</td> <td>114</td> <td>73 PEAK</td> </tr> </tbody> </table>	Limit	Read	Ant	Cable	Preamp	Aux	APos	TPos	Remark	Freq	Level	Line Margin	Level	Factor	Loss Factor	Factor			MHz	dBuV/m	dBuV/m	dB	dBuV	dB/m	dB	dB	cm	deg	1	2462.00	108.33	-----	-----	95.74	32.58	6.70	32.69	6.00	114	73 PEAK
	Limit	Read	Ant	Cable	Preamp	Aux	APos	TPos	Remark																																																																									
Freq	Level	Line Margin	Level	Factor	Loss Factor	Factor																																																																												
MHz	dBuV/m	dBuV/m	dB	dBuV	dB/m	dB	dB	cm	deg																																																																									
1	2484.42	65.23	74.00	-8.77	52.34	32.78	6.73	32.62	6.00	114	73 PEAK																																																																							
Limit	Read	Ant	Cable	Preamp	Aux	APos	TPos	Remark																																																																										
Freq	Level	Line Margin	Level	Factor	Loss Factor	Factor																																																																												
MHz	dBuV/m	dBuV/m	dB	dBuV	dB/m	dB	dB	cm	deg																																																																									
1	2462.00	108.33	-----	-----	95.74	32.58	6.70	32.69	6.00	114	73 PEAK																																																																							
Avg	 <table border="1" data-bbox="268 1780 778 1904"> <thead> <tr> <th>Limit</th> <th>Read</th> <th>Ant</th> <th>Cable</th> <th>Preamp</th> <th>Aux</th> <th>APos</th> <th>TPos</th> <th>Remark</th> </tr> <tr> <th>Freq</th> <th>Level</th> <th>Line Margin</th> <th>Level</th> <th>Factor</th> <th>Loss Factor</th> <th>Factor</th> <th></th> <th></th> </tr> <tr> <th>MHz</th> <th>dBuV/m</th> <th>dBuV/m</th> <th>dB</th> <th>dBuV</th> <th>dB/m</th> <th>dB</th> <th>dB</th> <th>cm</th> <th>deg</th> </tr> </thead> <tbody> <tr> <td>1</td> <td>2483.51</td> <td>49.50</td> <td>54.00</td> <td>-4.50</td> <td>36.63</td> <td>32.77</td> <td>6.73</td> <td>32.63</td> <td>6.00</td> <td>114</td> <td>73 AVERAGE</td> </tr> </tbody> </table>	Limit	Read	Ant	Cable	Preamp	Aux	APos	TPos	Remark	Freq	Level	Line Margin	Level	Factor	Loss Factor	Factor			MHz	dBuV/m	dBuV/m	dB	dBuV	dB/m	dB	dB	cm	deg	1	2483.51	49.50	54.00	-4.50	36.63	32.77	6.73	32.63	6.00	114	73 AVERAGE	 <table border="1" data-bbox="917 1780 1428 1904"> <thead> <tr> <th>Limit</th> <th>Read</th> <th>Ant</th> <th>Cable</th> <th>Preamp</th> <th>Aux</th> <th>APos</th> <th>TPos</th> <th>Remark</th> </tr> <tr> <th>Freq</th> <th>Level</th> <th>Line Margin</th> <th>Level</th> <th>Factor</th> <th>Loss Factor</th> <th>Factor</th> <th></th> <th></th> </tr> <tr> <th>MHz</th> <th>dBuV/m</th> <th>dBuV/m</th> <th>dB</th> <th>dBuV</th> <th>dB/m</th> <th>dB</th> <th>dB</th> <th>cm</th> <th>deg</th> </tr> </thead> <tbody> <tr> <td>1</td> <td>2462.00</td> <td>99.41</td> <td>-----</td> <td>-----</td> <td>86.77</td> <td>32.61</td> <td>6.71</td> <td>32.68</td> <td>6.00</td> <td>114</td> <td>73 AVERAGE</td> </tr> </tbody> </table>	Limit	Read	Ant	Cable	Preamp	Aux	APos	TPos	Remark	Freq	Level	Line Margin	Level	Factor	Loss Factor	Factor			MHz	dBuV/m	dBuV/m	dB	dBuV	dB/m	dB	dB	cm	deg	1	2462.00	99.41	-----	-----	86.77	32.61	6.71	32.68	6.00	114	73 AVERAGE
Limit	Read	Ant	Cable	Preamp	Aux	APos	TPos	Remark																																																																										
Freq	Level	Line Margin	Level	Factor	Loss Factor	Factor																																																																												
MHz	dBuV/m	dBuV/m	dB	dBuV	dB/m	dB	dB	cm	deg																																																																									
1	2483.51	49.50	54.00	-4.50	36.63	32.77	6.73	32.63	6.00	114	73 AVERAGE																																																																							
Limit	Read	Ant	Cable	Preamp	Aux	APos	TPos	Remark																																																																										
Freq	Level	Line Margin	Level	Factor	Loss Factor	Factor																																																																												
MHz	dBuV/m	dBuV/m	dB	dBuV	dB/m	dB	dB	cm	deg																																																																									
1	2462.00	99.41	-----	-----	86.77	32.61	6.71	32.68	6.00	114	73 AVERAGE																																																																							

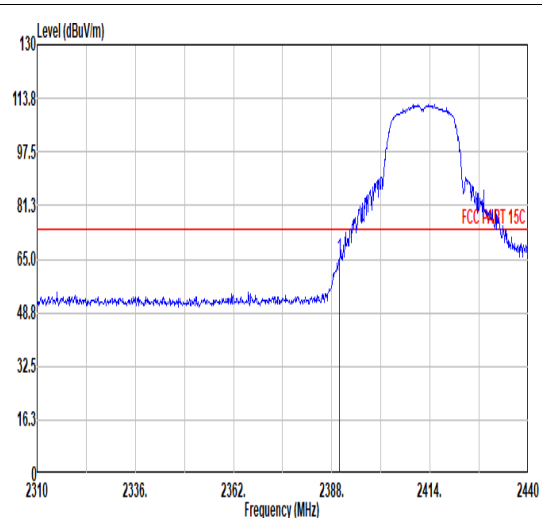
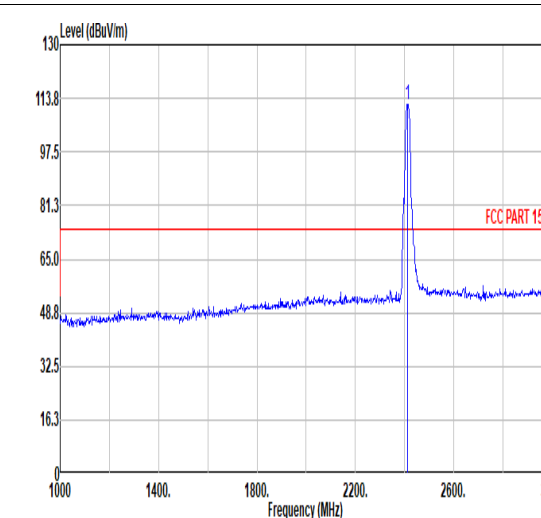
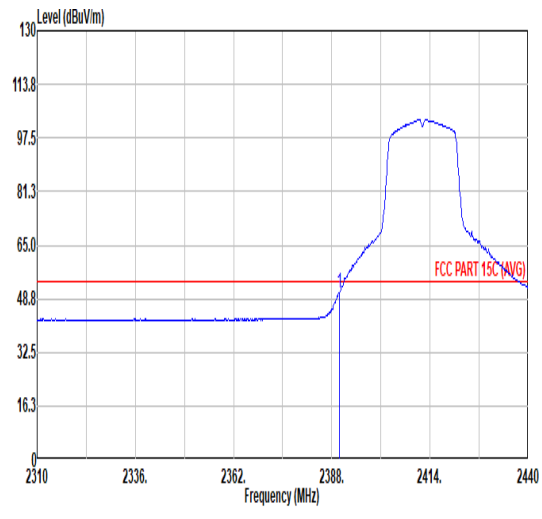
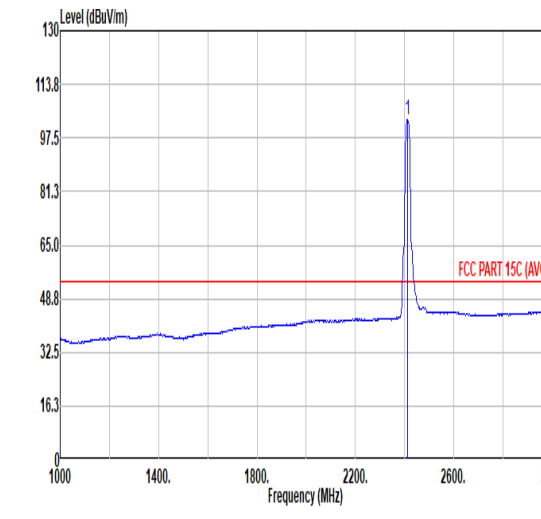


Mode	6																																																																																																										
	Harmonic																																																																																																										
	2400-2483.5_802.11g_CH11_2462MHz																																																																																																										
ANT	ANT 6																																																																																																										
Pol.	Horizontal	Vertical																																																																																																									
Peak Avg	<table border="1"> <thead> <tr> <th>Limit</th> <th>Read</th> <th>Ant</th> <th>Cable</th> <th>Preamp</th> <th>Aux</th> <th>APos</th> <th>TPos</th> <th colspan="2"></th> </tr> <tr> <th>Freq</th> <th>Level</th> <th>Line Margin</th> <th>Level</th> <th>Factor</th> <th>Loss Factor</th> <th>Factor</th> <th></th> <th>cm</th> <th>deg</th> </tr> </thead> <tbody> <tr> <td>1</td> <td>4924.00</td> <td>46.12</td> <td>74.00</td> <td>-27.88</td> <td>63.18</td> <td>34.20</td> <td>9.57</td> <td>60.83</td> <td>0.00</td> <td>100</td> <td>360</td> <td>PEAK</td> </tr> <tr> <td>2</td> <td>4924.00</td> <td>35.76</td> <td>54.00</td> <td>-18.24</td> <td>52.82</td> <td>34.20</td> <td>9.57</td> <td>60.83</td> <td>0.00</td> <td>100</td> <td>360</td> <td>AVERAGE</td> </tr> <tr> <td>3</td> <td>7386.00</td> <td>44.78</td> <td>74.00</td> <td>-29.22</td> <td>57.82</td> <td>35.73</td> <td>11.72</td> <td>60.49</td> <td>0.00</td> <td>---</td> <td>---</td> <td>PEAK</td> </tr> </tbody> </table>	Limit	Read	Ant	Cable	Preamp	Aux	APos	TPos			Freq	Level	Line Margin	Level	Factor	Loss Factor	Factor		cm	deg	1	4924.00	46.12	74.00	-27.88	63.18	34.20	9.57	60.83	0.00	100	360	PEAK	2	4924.00	35.76	54.00	-18.24	52.82	34.20	9.57	60.83	0.00	100	360	AVERAGE	3	7386.00	44.78	74.00	-29.22	57.82	35.73	11.72	60.49	0.00	---	---	PEAK	<table border="1"> <thead> <tr> <th>Limit</th> <th>Read</th> <th>Ant</th> <th>Cable</th> <th>Preamp</th> <th>Aux</th> <th>APos</th> <th>TPos</th> <th colspan="2"></th> </tr> <tr> <th>Freq</th> <th>Level</th> <th>Line Margin</th> <th>Level</th> <th>Factor</th> <th>Loss Factor</th> <th>Factor</th> <th></th> <th>cm</th> <th>deg</th> </tr> </thead> <tbody> <tr> <td>1</td> <td>4924.00</td> <td>44.15</td> <td>74.00</td> <td>-29.85</td> <td>61.21</td> <td>34.20</td> <td>9.57</td> <td>60.83</td> <td>0.00</td> <td>---</td> <td>---</td> <td>PEAK</td> </tr> <tr> <td>2</td> <td>7386.00</td> <td>44.74</td> <td>74.00</td> <td>-29.26</td> <td>57.78</td> <td>35.73</td> <td>11.72</td> <td>60.49</td> <td>0.00</td> <td>---</td> <td>---</td> <td>PEAK</td> </tr> </tbody> </table>	Limit	Read	Ant	Cable	Preamp	Aux	APos	TPos			Freq	Level	Line Margin	Level	Factor	Loss Factor	Factor		cm	deg	1	4924.00	44.15	74.00	-29.85	61.21	34.20	9.57	60.83	0.00	---	---	PEAK	2	7386.00	44.74	74.00	-29.26	57.78	35.73	11.72	60.49	0.00	---	---	PEAK
Limit	Read	Ant	Cable	Preamp	Aux	APos	TPos																																																																																																				
Freq	Level	Line Margin	Level	Factor	Loss Factor	Factor		cm	deg																																																																																																		
1	4924.00	46.12	74.00	-27.88	63.18	34.20	9.57	60.83	0.00	100	360	PEAK																																																																																															
2	4924.00	35.76	54.00	-18.24	52.82	34.20	9.57	60.83	0.00	100	360	AVERAGE																																																																																															
3	7386.00	44.78	74.00	-29.22	57.82	35.73	11.72	60.49	0.00	---	---	PEAK																																																																																															
Limit	Read	Ant	Cable	Preamp	Aux	APos	TPos																																																																																																				
Freq	Level	Line Margin	Level	Factor	Loss Factor	Factor		cm	deg																																																																																																		
1	4924.00	44.15	74.00	-29.85	61.21	34.20	9.57	60.83	0.00	---	---	PEAK																																																																																															
2	7386.00	44.74	74.00	-29.26	57.78	35.73	11.72	60.49	0.00	---	---	PEAK																																																																																															

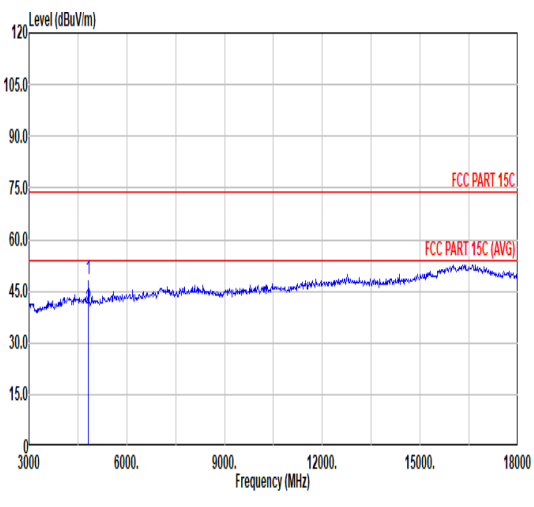
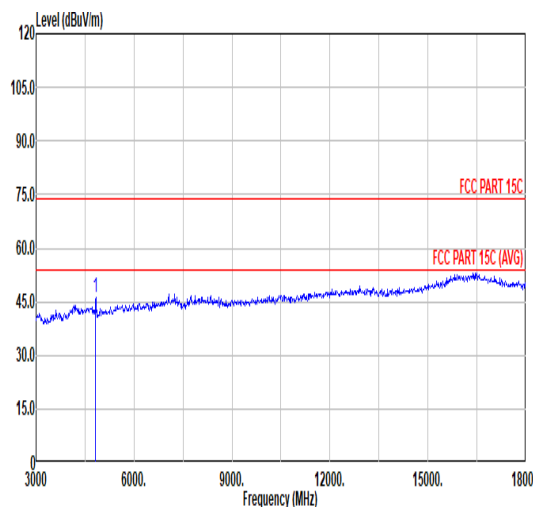


Mode	7																																																																																																													
	Band Edge																																																																																																													
	2400-2483.5_802.11n_HT20_CH01_2412MHz																																																																																																													
ANT	ANT 6																																																																																																													
Pol.	Horizontal	Fundamental																																																																																																												
Peak	<table border="1"> <thead> <tr> <th>Limit</th> <th>Read</th> <th>Ant</th> <th>Cable</th> <th>Preamp</th> <th>Aux</th> <th>APos</th> <th>TPos</th> <th>Remark</th> </tr> <tr> <th>Freq</th> <th>Level</th> <th>Line</th> <th>Margin</th> <th>Level</th> <th>Factor</th> <th>Loss</th> <th>Factor</th> <th>Factor</th> </tr> <tr> <th>MHz</th> <th>dBuV/m</th> <th>dBuV/m</th> <th>dB</th> <th>dBuV</th> <th>dB/m</th> <th>dB</th> <th>dB</th> <th>dB</th> </tr> </thead> <tbody> <tr> <td>1 2389.82</td> <td>59.38</td> <td>74.00</td> <td>-14.62</td> <td>47.58</td> <td>32.06</td> <td>6.00</td> <td>32.06</td> <td>6.00</td> </tr> <tr> <td></td> <td></td> <td></td> <td></td> <td></td> <td></td> <td></td> <td></td> <td>271 42 PEAK</td> </tr> </tbody> </table>	Limit	Read	Ant	Cable	Preamp	Aux	APos	TPos	Remark	Freq	Level	Line	Margin	Level	Factor	Loss	Factor	Factor	MHz	dBuV/m	dBuV/m	dB	dBuV	dB/m	dB	dB	dB	1 2389.82	59.38	74.00	-14.62	47.58	32.06	6.00	32.06	6.00									271 42 PEAK	<table border="1"> <thead> <tr> <th>Limit</th> <th>Read</th> <th>Ant</th> <th>Cable</th> <th>Preamp</th> <th>Aux</th> <th>APos</th> <th>TPos</th> <th>Remark</th> </tr> <tr> <th>Freq</th> <th>Level</th> <th>Line</th> <th>Margin</th> <th>Level</th> <th>Factor</th> <th>Loss</th> <th>Factor</th> <th>Factor</th> </tr> <tr> <th>MHz</th> <th>dBuV/m</th> <th>dBuV/m</th> <th>dB</th> <th>dBuV</th> <th>dB/m</th> <th>dB</th> <th>dB</th> <th>dB</th> </tr> </thead> <tbody> <tr> <td>1 2412.00</td> <td>107.22</td> <td>-----</td> <td>-----</td> <td>95.15</td> <td>32.26</td> <td>6.63</td> <td>32.82</td> <td>6.00</td> </tr> <tr> <td></td> <td></td> <td></td> <td></td> <td></td> <td></td> <td></td> <td></td> <td></td> </tr> <tr> <td></td> <td></td> <td></td> <td></td> <td></td> <td></td> <td></td> <td></td> <td>271 42 PEAK</td> </tr> </tbody> </table>	Limit	Read	Ant	Cable	Preamp	Aux	APos	TPos	Remark	Freq	Level	Line	Margin	Level	Factor	Loss	Factor	Factor	MHz	dBuV/m	dBuV/m	dB	dBuV	dB/m	dB	dB	dB	1 2412.00	107.22	-----	-----	95.15	32.26	6.63	32.82	6.00																		271 42 PEAK									
Limit	Read	Ant	Cable	Preamp	Aux	APos	TPos	Remark																																																																																																						
Freq	Level	Line	Margin	Level	Factor	Loss	Factor	Factor																																																																																																						
MHz	dBuV/m	dBuV/m	dB	dBuV	dB/m	dB	dB	dB																																																																																																						
1 2389.82	59.38	74.00	-14.62	47.58	32.06	6.00	32.06	6.00																																																																																																						
								271 42 PEAK																																																																																																						
Limit	Read	Ant	Cable	Preamp	Aux	APos	TPos	Remark																																																																																																						
Freq	Level	Line	Margin	Level	Factor	Loss	Factor	Factor																																																																																																						
MHz	dBuV/m	dBuV/m	dB	dBuV	dB/m	dB	dB	dB																																																																																																						
1 2412.00	107.22	-----	-----	95.15	32.26	6.63	32.82	6.00																																																																																																						
								271 42 PEAK																																																																																																						
Avg	<table border="1"> <thead> <tr> <th>Limit</th> <th>Read</th> <th>Ant</th> <th>Cable</th> <th>Preamp</th> <th>Aux</th> <th>APos</th> <th>TPos</th> <th>Remark</th> </tr> <tr> <th>Freq</th> <th>Level</th> <th>Line</th> <th>Margin</th> <th>Level</th> <th>Factor</th> <th>Loss</th> <th>Factor</th> <th>Factor</th> </tr> <tr> <th>MHz</th> <th>dBuV/m</th> <th>dBuV/m</th> <th>dB</th> <th>dBuV</th> <th>dB/m</th> <th>dB</th> <th>dB</th> <th>dB</th> </tr> </thead> <tbody> <tr> <td>1 2389.95</td> <td>47.42</td> <td>54.00</td> <td>-6.58</td> <td>35.62</td> <td>32.06</td> <td>6.00</td> <td>32.06</td> <td>6.00</td> </tr> <tr> <td></td> <td></td> <td></td> <td></td> <td></td> <td></td> <td></td> <td></td> <td></td> </tr> <tr> <td></td> <td></td> <td></td> <td></td> <td></td> <td></td> <td></td> <td></td> <td>271 42 AVERAGE</td> </tr> </tbody> </table>	Limit	Read	Ant	Cable	Preamp	Aux	APos	TPos	Remark	Freq	Level	Line	Margin	Level	Factor	Loss	Factor	Factor	MHz	dBuV/m	dBuV/m	dB	dBuV	dB/m	dB	dB	dB	1 2389.95	47.42	54.00	-6.58	35.62	32.06	6.00	32.06	6.00																		271 42 AVERAGE	<table border="1"> <thead> <tr> <th>Limit</th> <th>Read</th> <th>Ant</th> <th>Cable</th> <th>Preamp</th> <th>Aux</th> <th>APos</th> <th>TPos</th> <th>Remark</th> </tr> <tr> <th>Freq</th> <th>Level</th> <th>Line</th> <th>Margin</th> <th>Level</th> <th>Factor</th> <th>Loss</th> <th>Factor</th> <th>Factor</th> </tr> <tr> <th>MHz</th> <th>dBuV/m</th> <th>dBuV/m</th> <th>dB</th> <th>dBuV</th> <th>dB/m</th> <th>dB</th> <th>dB</th> <th>dB</th> </tr> </thead> <tbody> <tr> <td>1 2412.00</td> <td>97.80</td> <td>-----</td> <td>-----</td> <td>85.69</td> <td>32.28</td> <td>6.64</td> <td>32.81</td> <td>6.00</td> </tr> <tr> <td></td> <td></td> <td></td> <td></td> <td></td> <td></td> <td></td> <td></td> <td></td> </tr> <tr> <td></td> <td></td> <td></td> <td></td> <td></td> <td></td> <td></td> <td></td> <td>271 42 AVERAGE</td> </tr> </tbody> </table>	Limit	Read	Ant	Cable	Preamp	Aux	APos	TPos	Remark	Freq	Level	Line	Margin	Level	Factor	Loss	Factor	Factor	MHz	dBuV/m	dBuV/m	dB	dBuV	dB/m	dB	dB	dB	1 2412.00	97.80	-----	-----	85.69	32.28	6.64	32.81	6.00																		271 42 AVERAGE
Limit	Read	Ant	Cable	Preamp	Aux	APos	TPos	Remark																																																																																																						
Freq	Level	Line	Margin	Level	Factor	Loss	Factor	Factor																																																																																																						
MHz	dBuV/m	dBuV/m	dB	dBuV	dB/m	dB	dB	dB																																																																																																						
1 2389.95	47.42	54.00	-6.58	35.62	32.06	6.00	32.06	6.00																																																																																																						
								271 42 AVERAGE																																																																																																						
Limit	Read	Ant	Cable	Preamp	Aux	APos	TPos	Remark																																																																																																						
Freq	Level	Line	Margin	Level	Factor	Loss	Factor	Factor																																																																																																						
MHz	dBuV/m	dBuV/m	dB	dBuV	dB/m	dB	dB	dB																																																																																																						
1 2412.00	97.80	-----	-----	85.69	32.28	6.64	32.81	6.00																																																																																																						
								271 42 AVERAGE																																																																																																						



Mode	7																																																																																											
	Band Edge																																																																																											
	2400-2483.5_802.11n_HT20_CH01_2412MHz																																																																																											
ANT	ANT 6																																																																																											
Pol.	Vertical	Fundamental																																																																																										
Peak	 <table border="1" data-bbox="255 1120 798 1254"> <thead> <tr> <th>Limit</th> <th>Read</th> <th>Ant</th> <th>Cable</th> <th>Preamp</th> <th>Aux</th> <th>APos</th> <th>TPos</th> <th>Remark</th> </tr> <tr> <th>Freq</th> <th>Level</th> <th>Line</th> <th>Margin</th> <th>Level</th> <th>Factor</th> <th>Loss</th> <th>Factor</th> <th>Factor</th> </tr> <tr> <th>MHz</th> <th>dBuV/m</th> <th>dBuV/m</th> <th>dB</th> <th>dBuV</th> <th>dB/m</th> <th>dB</th> <th>dB</th> <th>dB</th> </tr> </thead> <tbody> <tr> <td>1 2389.95</td> <td>65.33</td> <td>74.00</td> <td>-8.67</td> <td>53.53</td> <td>32.06</td> <td>6.00</td> <td>32.06</td> <td>6.00</td> </tr> <tr> <td></td> <td></td> <td></td> <td></td> <td></td> <td></td> <td></td> <td></td> <td>111 PEAK</td> </tr> </tbody> </table>	Limit	Read	Ant	Cable	Preamp	Aux	APos	TPos	Remark	Freq	Level	Line	Margin	Level	Factor	Loss	Factor	Factor	MHz	dBuV/m	dBuV/m	dB	dBuV	dB/m	dB	dB	dB	1 2389.95	65.33	74.00	-8.67	53.53	32.06	6.00	32.06	6.00									111 PEAK	 <table border="1" data-bbox="877 1120 1420 1254"> <thead> <tr> <th>Limit</th> <th>Read</th> <th>Ant</th> <th>Cable</th> <th>Preamp</th> <th>Aux</th> <th>APos</th> <th>TPos</th> <th>Remark</th> </tr> <tr> <th>Freq</th> <th>Level</th> <th>Line</th> <th>Margin</th> <th>Level</th> <th>Factor</th> <th>Loss</th> <th>Factor</th> <th>Factor</th> </tr> <tr> <th>MHz</th> <th>dBuV/m</th> <th>dBuV/m</th> <th>dB</th> <th>dBuV</th> <th>dB/m</th> <th>dB</th> <th>dB</th> <th>dB</th> </tr> </thead> <tbody> <tr> <td>1 2412.00</td> <td>111.82</td> <td>-----</td> <td>-----</td> <td>99.71</td> <td>32.28</td> <td>6.64</td> <td>32.81</td> <td>6.00</td> </tr> <tr> <td></td> <td></td> <td></td> <td></td> <td></td> <td></td> <td></td> <td></td> <td>111 PEAK</td> </tr> </tbody> </table>	Limit	Read	Ant	Cable	Preamp	Aux	APos	TPos	Remark	Freq	Level	Line	Margin	Level	Factor	Loss	Factor	Factor	MHz	dBuV/m	dBuV/m	dB	dBuV	dB/m	dB	dB	dB	1 2412.00	111.82	-----	-----	99.71	32.28	6.64	32.81	6.00									111 PEAK
Limit	Read	Ant	Cable	Preamp	Aux	APos	TPos	Remark																																																																																				
Freq	Level	Line	Margin	Level	Factor	Loss	Factor	Factor																																																																																				
MHz	dBuV/m	dBuV/m	dB	dBuV	dB/m	dB	dB	dB																																																																																				
1 2389.95	65.33	74.00	-8.67	53.53	32.06	6.00	32.06	6.00																																																																																				
								111 PEAK																																																																																				
Limit	Read	Ant	Cable	Preamp	Aux	APos	TPos	Remark																																																																																				
Freq	Level	Line	Margin	Level	Factor	Loss	Factor	Factor																																																																																				
MHz	dBuV/m	dBuV/m	dB	dBuV	dB/m	dB	dB	dB																																																																																				
1 2412.00	111.82	-----	-----	99.71	32.28	6.64	32.81	6.00																																																																																				
								111 PEAK																																																																																				
Avg	 <table border="1" data-bbox="255 1814 798 1926"> <thead> <tr> <th>Limit</th> <th>Read</th> <th>Ant</th> <th>Cable</th> <th>Preamp</th> <th>Aux</th> <th>APos</th> <th>TPos</th> <th>Remark</th> </tr> <tr> <th>Freq</th> <th>Level</th> <th>Line</th> <th>Margin</th> <th>Level</th> <th>Factor</th> <th>Loss</th> <th>Factor</th> <th>Factor</th> </tr> <tr> <th>MHz</th> <th>dBuV/m</th> <th>dBuV/m</th> <th>dB</th> <th>dBuV</th> <th>dB/m</th> <th>dB</th> <th>dB</th> <th>dB</th> </tr> </thead> <tbody> <tr> <td>1 2389.95</td> <td>50.38</td> <td>54.00</td> <td>-3.62</td> <td>38.58</td> <td>32.06</td> <td>6.00</td> <td>32.06</td> <td>6.00</td> </tr> <tr> <td></td> <td></td> <td></td> <td></td> <td></td> <td></td> <td></td> <td></td> <td>111 AVERAGE</td> </tr> </tbody> </table>	Limit	Read	Ant	Cable	Preamp	Aux	APos	TPos	Remark	Freq	Level	Line	Margin	Level	Factor	Loss	Factor	Factor	MHz	dBuV/m	dBuV/m	dB	dBuV	dB/m	dB	dB	dB	1 2389.95	50.38	54.00	-3.62	38.58	32.06	6.00	32.06	6.00									111 AVERAGE	 <table border="1" data-bbox="877 1814 1420 1926"> <thead> <tr> <th>Limit</th> <th>Read</th> <th>Ant</th> <th>Cable</th> <th>Preamp</th> <th>Aux</th> <th>APos</th> <th>TPos</th> <th>Remark</th> </tr> <tr> <th>Freq</th> <th>Level</th> <th>Line</th> <th>Margin</th> <th>Level</th> <th>Factor</th> <th>Loss</th> <th>Factor</th> <th>Factor</th> </tr> <tr> <th>MHz</th> <th>dBuV/m</th> <th>dBuV/m</th> <th>dB</th> <th>dBuV</th> <th>dB/m</th> <th>dB</th> <th>dB</th> <th>dB</th> </tr> </thead> <tbody> <tr> <td>1 2412.00</td> <td>102.88</td> <td>-----</td> <td>-----</td> <td>90.79</td> <td>32.27</td> <td>6.63</td> <td>32.81</td> <td>6.00</td> </tr> <tr> <td></td> <td></td> <td></td> <td></td> <td></td> <td></td> <td></td> <td></td> <td>111 AVERAGE</td> </tr> </tbody> </table>	Limit	Read	Ant	Cable	Preamp	Aux	APos	TPos	Remark	Freq	Level	Line	Margin	Level	Factor	Loss	Factor	Factor	MHz	dBuV/m	dBuV/m	dB	dBuV	dB/m	dB	dB	dB	1 2412.00	102.88	-----	-----	90.79	32.27	6.63	32.81	6.00									111 AVERAGE
Limit	Read	Ant	Cable	Preamp	Aux	APos	TPos	Remark																																																																																				
Freq	Level	Line	Margin	Level	Factor	Loss	Factor	Factor																																																																																				
MHz	dBuV/m	dBuV/m	dB	dBuV	dB/m	dB	dB	dB																																																																																				
1 2389.95	50.38	54.00	-3.62	38.58	32.06	6.00	32.06	6.00																																																																																				
								111 AVERAGE																																																																																				
Limit	Read	Ant	Cable	Preamp	Aux	APos	TPos	Remark																																																																																				
Freq	Level	Line	Margin	Level	Factor	Loss	Factor	Factor																																																																																				
MHz	dBuV/m	dBuV/m	dB	dBuV	dB/m	dB	dB	dB																																																																																				
1 2412.00	102.88	-----	-----	90.79	32.27	6.63	32.81	6.00																																																																																				
								111 AVERAGE																																																																																				

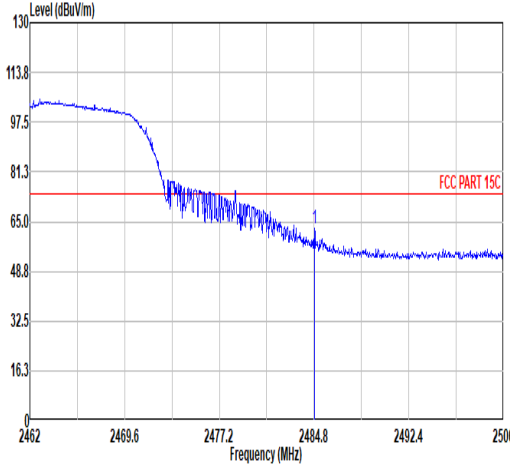
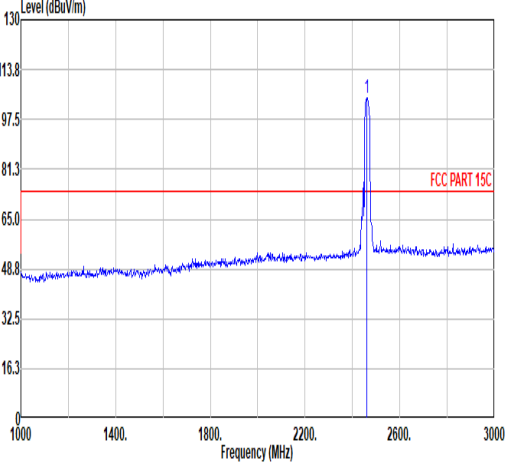
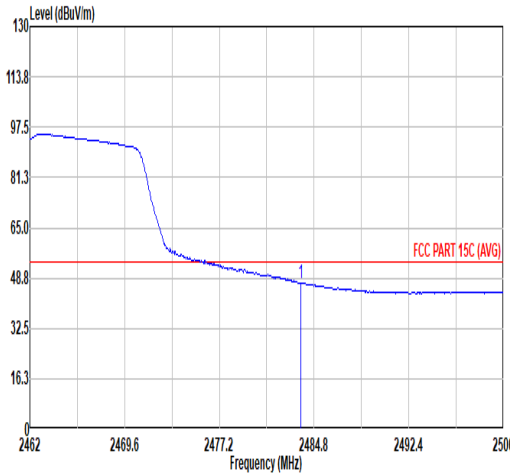
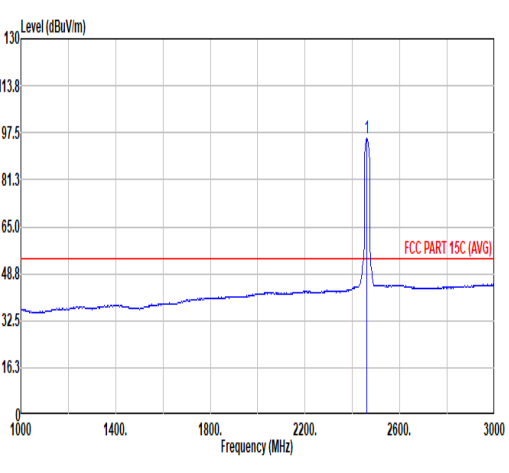


Mode	7																																																																									
	Harmonic																																																																									
	2400-2483.5_802.11n_HT20_CH01_2412MHz																																																																									
ANT	ANT 6																																																																									
Pol.	Horizontal	Vertical																																																																								
Peak Avg	 <p>Level (dBuV/m) vs Frequency (MHz) for Horizontal polarization. The plot shows a blue signal line fluctuating around 45 dBuV/m, with a red horizontal line at 75 dBuV/m labeled 'FCC PART 15C' and another red line at approximately 55 dBuV/m labeled 'FCC PART 15C (AVG)'. A vertical blue line is at 4824 MHz.</p> <table border="1"> <thead> <tr> <th>Limit</th> <th>Read</th> <th>Ant</th> <th>Cable</th> <th>Preamp</th> <th>Aux</th> <th>APos</th> <th>TPos</th> </tr> <tr> <th>Freq</th> <th>Level</th> <th>Line</th> <th>Margin</th> <th>Level</th> <th>Factor</th> <th>Loss</th> <th>Factor</th> </tr> <tr> <th>MHz</th> <th>dBuV/m</th> <th>dBuV/m</th> <th>dB</th> <th>dBuV</th> <th>dB/m</th> <th>dB</th> <th>dB</th> </tr> </thead> <tbody> <tr> <td>1</td> <td>4824.00</td> <td>48.42</td> <td>74.00</td> <td>-25.58</td> <td>65.66</td> <td>34.20</td> <td>9.47</td> </tr> <tr> <td>2</td> <td>4824.00</td> <td>39.66</td> <td>54.00</td> <td>-14.34</td> <td>56.90</td> <td>34.20</td> <td>9.47</td> </tr> </tbody> </table>	Limit	Read	Ant	Cable	Preamp	Aux	APos	TPos	Freq	Level	Line	Margin	Level	Factor	Loss	Factor	MHz	dBuV/m	dBuV/m	dB	dBuV	dB/m	dB	dB	1	4824.00	48.42	74.00	-25.58	65.66	34.20	9.47	2	4824.00	39.66	54.00	-14.34	56.90	34.20	9.47	 <p>Level (dBuV/m) vs Frequency (MHz) for Vertical polarization. The plot shows a blue signal line fluctuating around 45 dBuV/m, with a red horizontal line at 75 dBuV/m labeled 'FCC PART 15C' and another red line at approximately 55 dBuV/m labeled 'FCC PART 15C (AVG)'. A vertical blue line is at 4824 MHz.</p> <table border="1"> <thead> <tr> <th>Limit</th> <th>Read</th> <th>Ant</th> <th>Cable</th> <th>Preamp</th> <th>Aux</th> <th>APos</th> <th>TPos</th> </tr> <tr> <th>Freq</th> <th>Level</th> <th>Line</th> <th>Margin</th> <th>Level</th> <th>Factor</th> <th>Loss</th> <th>Factor</th> </tr> <tr> <th>MHz</th> <th>dBuV/m</th> <th>dBuV/m</th> <th>dB</th> <th>dBuV</th> <th>dB/m</th> <th>dB</th> <th>dB</th> </tr> </thead> <tbody> <tr> <td>1</td> <td>4824.00</td> <td>46.15</td> <td>74.00</td> <td>-27.85</td> <td>63.39</td> <td>34.20</td> <td>9.47</td> </tr> </tbody> </table>	Limit	Read	Ant	Cable	Preamp	Aux	APos	TPos	Freq	Level	Line	Margin	Level	Factor	Loss	Factor	MHz	dBuV/m	dBuV/m	dB	dBuV	dB/m	dB	dB	1	4824.00	46.15	74.00	-27.85	63.39	34.20	9.47
Limit	Read	Ant	Cable	Preamp	Aux	APos	TPos																																																																			
Freq	Level	Line	Margin	Level	Factor	Loss	Factor																																																																			
MHz	dBuV/m	dBuV/m	dB	dBuV	dB/m	dB	dB																																																																			
1	4824.00	48.42	74.00	-25.58	65.66	34.20	9.47																																																																			
2	4824.00	39.66	54.00	-14.34	56.90	34.20	9.47																																																																			
Limit	Read	Ant	Cable	Preamp	Aux	APos	TPos																																																																			
Freq	Level	Line	Margin	Level	Factor	Loss	Factor																																																																			
MHz	dBuV/m	dBuV/m	dB	dBuV	dB/m	dB	dB																																																																			
1	4824.00	46.15	74.00	-27.85	63.39	34.20	9.47																																																																			



Mode	8																																																																																																																																																				
	Harmonic																																																																																																																																																				
	2400-2483.5_802.11n_HT20_CH06_2437MHz																																																																																																																																																				
ANT	ANT 6																																																																																																																																																				
Pol.	Horizontal	Vertical																																																																																																																																																			
Peak Avg	<table border="1"> <thead> <tr> <th>Limit</th> <th>Read</th> <th>Ant</th> <th>Cable</th> <th>Preamp</th> <th>Aux</th> <th>APos</th> <th>TPos</th> <th>Remark</th> </tr> <tr> <th>Freq</th> <th>Level</th> <th>Line Margin</th> <th>Level</th> <th>Factor</th> <th>Loss Factor</th> <th>Factor</th> <th></th> <th></th> </tr> <tr> <th>MHz</th> <th>dBuV/m</th> <th>dBuV/m</th> <th>dB</th> <th>dBuV</th> <th>dB/m</th> <th>dB</th> <th>dB</th> <th>cm</th> <th>deg</th> </tr> </thead> <tbody> <tr> <td>1</td> <td>4874.00</td> <td>51.05</td> <td>74.00</td> <td>-22.95</td> <td>68.20</td> <td>34.20</td> <td>9.52</td> <td>60.87</td> <td>0.00</td> <td>122</td> <td>62</td> <td>PEAK</td> </tr> <tr> <td>2</td> <td>4874.00</td> <td>40.78</td> <td>54.00</td> <td>-13.22</td> <td>57.93</td> <td>34.20</td> <td>9.52</td> <td>60.87</td> <td>0.00</td> <td>122</td> <td>62</td> <td>AVERAGE</td> </tr> <tr> <td>3</td> <td>7311.00</td> <td>45.09</td> <td>74.00</td> <td>-28.91</td> <td>58.09</td> <td>35.64</td> <td>11.69</td> <td>60.33</td> <td>0.00</td> <td>---</td> <td>---</td> <td>PEAK</td> </tr> </tbody> </table>	Limit	Read	Ant	Cable	Preamp	Aux	APos	TPos	Remark	Freq	Level	Line Margin	Level	Factor	Loss Factor	Factor			MHz	dBuV/m	dBuV/m	dB	dBuV	dB/m	dB	dB	cm	deg	1	4874.00	51.05	74.00	-22.95	68.20	34.20	9.52	60.87	0.00	122	62	PEAK	2	4874.00	40.78	54.00	-13.22	57.93	34.20	9.52	60.87	0.00	122	62	AVERAGE	3	7311.00	45.09	74.00	-28.91	58.09	35.64	11.69	60.33	0.00	---	---	PEAK	<table border="1"> <thead> <tr> <th>Limit</th> <th>Read</th> <th>Ant</th> <th>Cable</th> <th>Preamp</th> <th>Aux</th> <th>APos</th> <th>TPos</th> <th>Remark</th> </tr> <tr> <th>Freq</th> <th>Level</th> <th>Line Margin</th> <th>Level</th> <th>Factor</th> <th>Loss Factor</th> <th>Factor</th> <th></th> <th></th> </tr> <tr> <th>MHz</th> <th>dBuV/m</th> <th>dBuV/m</th> <th>dB</th> <th>dBuV</th> <th>dB/m</th> <th>dB</th> <th>dB</th> <th>cm</th> <th>deg</th> </tr> </thead> <tbody> <tr> <td>1</td> <td>4874.00</td> <td>51.43</td> <td>74.00</td> <td>-22.57</td> <td>68.58</td> <td>34.20</td> <td>9.52</td> <td>60.87</td> <td>0.00</td> <td>101</td> <td>269</td> <td>PEAK</td> </tr> <tr> <td>2</td> <td>4874.00</td> <td>40.73</td> <td>54.00</td> <td>-13.27</td> <td>57.88</td> <td>34.20</td> <td>9.52</td> <td>60.87</td> <td>0.00</td> <td>101</td> <td>269</td> <td>AVERAGE</td> </tr> <tr> <td>3</td> <td>7311.00</td> <td>46.09</td> <td>74.00</td> <td>-27.91</td> <td>59.09</td> <td>35.64</td> <td>11.69</td> <td>60.33</td> <td>0.00</td> <td>101</td> <td>269</td> <td>PEAK</td> </tr> <tr> <td>4</td> <td>7311.00</td> <td>36.17</td> <td>54.00</td> <td>-17.83</td> <td>49.16</td> <td>35.65</td> <td>11.69</td> <td>60.33</td> <td>0.00</td> <td>101</td> <td>269</td> <td>AVERAGE</td> </tr> </tbody> </table>	Limit	Read	Ant	Cable	Preamp	Aux	APos	TPos	Remark	Freq	Level	Line Margin	Level	Factor	Loss Factor	Factor			MHz	dBuV/m	dBuV/m	dB	dBuV	dB/m	dB	dB	cm	deg	1	4874.00	51.43	74.00	-22.57	68.58	34.20	9.52	60.87	0.00	101	269	PEAK	2	4874.00	40.73	54.00	-13.27	57.88	34.20	9.52	60.87	0.00	101	269	AVERAGE	3	7311.00	46.09	74.00	-27.91	59.09	35.64	11.69	60.33	0.00	101	269	PEAK	4	7311.00	36.17	54.00	-17.83	49.16	35.65	11.69	60.33	0.00	101	269	AVERAGE
Limit	Read	Ant	Cable	Preamp	Aux	APos	TPos	Remark																																																																																																																																													
Freq	Level	Line Margin	Level	Factor	Loss Factor	Factor																																																																																																																																															
MHz	dBuV/m	dBuV/m	dB	dBuV	dB/m	dB	dB	cm	deg																																																																																																																																												
1	4874.00	51.05	74.00	-22.95	68.20	34.20	9.52	60.87	0.00	122	62	PEAK																																																																																																																																									
2	4874.00	40.78	54.00	-13.22	57.93	34.20	9.52	60.87	0.00	122	62	AVERAGE																																																																																																																																									
3	7311.00	45.09	74.00	-28.91	58.09	35.64	11.69	60.33	0.00	---	---	PEAK																																																																																																																																									
Limit	Read	Ant	Cable	Preamp	Aux	APos	TPos	Remark																																																																																																																																													
Freq	Level	Line Margin	Level	Factor	Loss Factor	Factor																																																																																																																																															
MHz	dBuV/m	dBuV/m	dB	dBuV	dB/m	dB	dB	cm	deg																																																																																																																																												
1	4874.00	51.43	74.00	-22.57	68.58	34.20	9.52	60.87	0.00	101	269	PEAK																																																																																																																																									
2	4874.00	40.73	54.00	-13.27	57.88	34.20	9.52	60.87	0.00	101	269	AVERAGE																																																																																																																																									
3	7311.00	46.09	74.00	-27.91	59.09	35.64	11.69	60.33	0.00	101	269	PEAK																																																																																																																																									
4	7311.00	36.17	54.00	-17.83	49.16	35.65	11.69	60.33	0.00	101	269	AVERAGE																																																																																																																																									



9																																		
Band Edge																																		
2400-2483.5_802.11n HT20_CH11_2462MHz																																		
ANT 6																																		
Pol.	Horizontal																																	
Peak	 <table border="1" data-bbox="263 1108 774 1232"> <thead> <tr> <th>Limit Freq</th> <th>Level</th> <th>Line Margin</th> <th>Read Level</th> <th>Ant Factor</th> <th>Cable Loss</th> <th>Preamp Factor</th> <th>Aux Factor</th> <th>APos</th> <th>TPos</th> <th>Remark</th> </tr> <tr> <th>MHz</th> <th>dBuV/m</th> <th>dBuV/m</th> <th>dB</th> <th>dBuV</th> <th>dB/m</th> <th>dB</th> <th>dB</th> <th>dB</th> <th>cm</th> <th>deg</th> </tr> </thead> <tbody> <tr> <td>1 2484.84</td> <td>62.56</td> <td>74.00</td> <td>-11.44</td> <td>49.67</td> <td>32.78</td> <td>6.73</td> <td>32.62</td> <td>6.00</td> <td>297</td> <td>69 PEAK</td> </tr> </tbody> </table>	Limit Freq	Level	Line Margin	Read Level	Ant Factor	Cable Loss	Preamp Factor	Aux Factor	APos	TPos	Remark	MHz	dBuV/m	dBuV/m	dB	dBuV	dB/m	dB	dB	dB	cm	deg	1 2484.84	62.56	74.00	-11.44	49.67	32.78	6.73	32.62	6.00	297	69 PEAK
Limit Freq	Level	Line Margin	Read Level	Ant Factor	Cable Loss	Preamp Factor	Aux Factor	APos	TPos	Remark																								
MHz	dBuV/m	dBuV/m	dB	dBuV	dB/m	dB	dB	dB	cm	deg																								
1 2484.84	62.56	74.00	-11.44	49.67	32.78	6.73	32.62	6.00	297	69 PEAK																								
Fundamental	 <table border="1" data-bbox="917 1108 1428 1232"> <thead> <tr> <th>Limit Freq</th> <th>Level</th> <th>Line Margin</th> <th>Read Level</th> <th>Ant Factor</th> <th>Cable Loss</th> <th>Preamp Factor</th> <th>Aux Factor</th> <th>APos</th> <th>TPos</th> <th>Remark</th> </tr> <tr> <th>MHz</th> <th>dBuV/m</th> <th>dBuV/m</th> <th>dB</th> <th>dBuV</th> <th>dB/m</th> <th>dB</th> <th>dB</th> <th>dB</th> <th>cm</th> <th>deg</th> </tr> </thead> <tbody> <tr> <td>1 2462.00</td> <td>104.70</td> <td>-----</td> <td>92.11</td> <td>32.58</td> <td>6.70</td> <td>32.69</td> <td>6.00</td> <td>297</td> <td>69</td> <td>PEAK</td> </tr> </tbody> </table>	Limit Freq	Level	Line Margin	Read Level	Ant Factor	Cable Loss	Preamp Factor	Aux Factor	APos	TPos	Remark	MHz	dBuV/m	dBuV/m	dB	dBuV	dB/m	dB	dB	dB	cm	deg	1 2462.00	104.70	-----	92.11	32.58	6.70	32.69	6.00	297	69	PEAK
Limit Freq	Level	Line Margin	Read Level	Ant Factor	Cable Loss	Preamp Factor	Aux Factor	APos	TPos	Remark																								
MHz	dBuV/m	dBuV/m	dB	dBuV	dB/m	dB	dB	dB	cm	deg																								
1 2462.00	104.70	-----	92.11	32.58	6.70	32.69	6.00	297	69	PEAK																								
Avg	 <table border="1" data-bbox="263 1780 774 1904"> <thead> <tr> <th>Limit Freq</th> <th>Level</th> <th>Line Margin</th> <th>Read Level</th> <th>Ant Factor</th> <th>Cable Loss</th> <th>Preamp Factor</th> <th>Aux Factor</th> <th>APos</th> <th>TPos</th> <th>Remark</th> </tr> <tr> <th>MHz</th> <th>dBuV/m</th> <th>dBuV/m</th> <th>dB</th> <th>dBuV</th> <th>dB/m</th> <th>dB</th> <th>dB</th> <th>dB</th> <th>cm</th> <th>deg</th> </tr> </thead> <tbody> <tr> <td>1 2483.74</td> <td>47.32</td> <td>54.00</td> <td>-6.68</td> <td>34.44</td> <td>32.77</td> <td>6.73</td> <td>32.62</td> <td>6.00</td> <td>297</td> <td>69 AVERAGE</td> </tr> </tbody> </table>	Limit Freq	Level	Line Margin	Read Level	Ant Factor	Cable Loss	Preamp Factor	Aux Factor	APos	TPos	Remark	MHz	dBuV/m	dBuV/m	dB	dBuV	dB/m	dB	dB	dB	cm	deg	1 2483.74	47.32	54.00	-6.68	34.44	32.77	6.73	32.62	6.00	297	69 AVERAGE
Limit Freq	Level	Line Margin	Read Level	Ant Factor	Cable Loss	Preamp Factor	Aux Factor	APos	TPos	Remark																								
MHz	dBuV/m	dBuV/m	dB	dBuV	dB/m	dB	dB	dB	cm	deg																								
1 2483.74	47.32	54.00	-6.68	34.44	32.77	6.73	32.62	6.00	297	69 AVERAGE																								
	 <table border="1" data-bbox="917 1780 1428 1904"> <thead> <tr> <th>Limit Freq</th> <th>Level</th> <th>Line Margin</th> <th>Read Level</th> <th>Ant Factor</th> <th>Cable Loss</th> <th>Preamp Factor</th> <th>Aux Factor</th> <th>APos</th> <th>TPos</th> <th>Remark</th> </tr> <tr> <th>MHz</th> <th>dBuV/m</th> <th>dBuV/m</th> <th>dB</th> <th>dBuV</th> <th>dB/m</th> <th>dB</th> <th>dB</th> <th>dB</th> <th>cm</th> <th>deg</th> </tr> </thead> <tbody> <tr> <td>1 2462.00</td> <td>95.49</td> <td>-----</td> <td>82.90</td> <td>32.58</td> <td>6.70</td> <td>32.69</td> <td>6.00</td> <td>297</td> <td>69</td> <td>AVERAGE</td> </tr> </tbody> </table>	Limit Freq	Level	Line Margin	Read Level	Ant Factor	Cable Loss	Preamp Factor	Aux Factor	APos	TPos	Remark	MHz	dBuV/m	dBuV/m	dB	dBuV	dB/m	dB	dB	dB	cm	deg	1 2462.00	95.49	-----	82.90	32.58	6.70	32.69	6.00	297	69	AVERAGE
Limit Freq	Level	Line Margin	Read Level	Ant Factor	Cable Loss	Preamp Factor	Aux Factor	APos	TPos	Remark																								
MHz	dBuV/m	dBuV/m	dB	dBuV	dB/m	dB	dB	dB	cm	deg																								
1 2462.00	95.49	-----	82.90	32.58	6.70	32.69	6.00	297	69	AVERAGE																								



Mode	9																																																																															
	Band Edge																																																																															
	2400-2483.5_802.11n_HT20_CH11_2462MHz																																																																															
ANT	ANT 6																																																																															
Pol.	Vertical	Fundamental																																																																														
Peak	<table border="1"> <thead> <tr> <th>Limit</th> <th>Read</th> <th>Ant</th> <th>Cable</th> <th>Preamp</th> <th>Aux</th> <th>APos</th> <th>TPos</th> <th>Remark</th> </tr> <tr> <th>Freq</th> <th>Level</th> <th>Line</th> <th>Margin</th> <th>Level</th> <th>Factor</th> <th>Loss</th> <th>Factor</th> <th>Factor</th> </tr> <tr> <th>MHz</th> <th>dBuV/m</th> <th>dBuV/m</th> <th>dB</th> <th>dBuV</th> <th>dB/m</th> <th>dB</th> <th>dB</th> <th>cm</th> <th>deg</th> </tr> </thead> <tbody> <tr> <td>1 2484.99</td> <td>66.12</td> <td>74.00</td> <td>-7.88</td> <td>53.23</td> <td>32.78</td> <td>6.73</td> <td>32.62</td> <td>6.00</td> <td>100</td> <td>116 PEAK</td> </tr> </tbody> </table>	Limit	Read	Ant	Cable	Preamp	Aux	APos	TPos	Remark	Freq	Level	Line	Margin	Level	Factor	Loss	Factor	Factor	MHz	dBuV/m	dBuV/m	dB	dBuV	dB/m	dB	dB	cm	deg	1 2484.99	66.12	74.00	-7.88	53.23	32.78	6.73	32.62	6.00	100	116 PEAK	<table border="1"> <thead> <tr> <th>Limit</th> <th>Read</th> <th>Ant</th> <th>Cable</th> <th>Preamp</th> <th>Aux</th> <th>APos</th> <th>TPos</th> <th>Remark</th> </tr> <tr> <th>Freq</th> <th>Level</th> <th>Line</th> <th>Margin</th> <th>Level</th> <th>Factor</th> <th>Loss</th> <th>Factor</th> <th>Factor</th> </tr> <tr> <th>MHz</th> <th>dBuV/m</th> <th>dBuV/m</th> <th>dB</th> <th>dBuV</th> <th>dB/m</th> <th>dB</th> <th>dB</th> <th>cm</th> <th>deg</th> </tr> </thead> <tbody> <tr> <td>1 2462.00</td> <td>106.92</td> <td>-----</td> <td>-----</td> <td>94.28</td> <td>32.61</td> <td>6.71</td> <td>32.68</td> <td>6.00</td> <td>100</td> <td>116 PEAK</td> </tr> </tbody> </table>	Limit	Read	Ant	Cable	Preamp	Aux	APos	TPos	Remark	Freq	Level	Line	Margin	Level	Factor	Loss	Factor	Factor	MHz	dBuV/m	dBuV/m	dB	dBuV	dB/m	dB	dB	cm	deg	1 2462.00	106.92	-----	-----	94.28	32.61	6.71	32.68	6.00	100	116 PEAK
Limit	Read	Ant	Cable	Preamp	Aux	APos	TPos	Remark																																																																								
Freq	Level	Line	Margin	Level	Factor	Loss	Factor	Factor																																																																								
MHz	dBuV/m	dBuV/m	dB	dBuV	dB/m	dB	dB	cm	deg																																																																							
1 2484.99	66.12	74.00	-7.88	53.23	32.78	6.73	32.62	6.00	100	116 PEAK																																																																						
Limit	Read	Ant	Cable	Preamp	Aux	APos	TPos	Remark																																																																								
Freq	Level	Line	Margin	Level	Factor	Loss	Factor	Factor																																																																								
MHz	dBuV/m	dBuV/m	dB	dBuV	dB/m	dB	dB	cm	deg																																																																							
1 2462.00	106.92	-----	-----	94.28	32.61	6.71	32.68	6.00	100	116 PEAK																																																																						
Avg	<table border="1"> <thead> <tr> <th>Limit</th> <th>Read</th> <th>Ant</th> <th>Cable</th> <th>Preamp</th> <th>Aux</th> <th>APos</th> <th>TPos</th> <th>Remark</th> </tr> <tr> <th>Freq</th> <th>Level</th> <th>Line</th> <th>Margin</th> <th>Level</th> <th>Factor</th> <th>Loss</th> <th>Factor</th> <th>Factor</th> </tr> <tr> <th>MHz</th> <th>dBuV/m</th> <th>dBuV/m</th> <th>dB</th> <th>dBuV</th> <th>dB/m</th> <th>dB</th> <th>dB</th> <th>cm</th> <th>deg</th> </tr> </thead> <tbody> <tr> <td>1 2483.55</td> <td>50.50</td> <td>54.00</td> <td>-3.50</td> <td>37.63</td> <td>32.77</td> <td>6.73</td> <td>32.63</td> <td>6.00</td> <td>100</td> <td>116 AVERAGE</td> </tr> </tbody> </table>	Limit	Read	Ant	Cable	Preamp	Aux	APos	TPos	Remark	Freq	Level	Line	Margin	Level	Factor	Loss	Factor	Factor	MHz	dBuV/m	dBuV/m	dB	dBuV	dB/m	dB	dB	cm	deg	1 2483.55	50.50	54.00	-3.50	37.63	32.77	6.73	32.63	6.00	100	116 AVERAGE	<table border="1"> <thead> <tr> <th>Limit</th> <th>Read</th> <th>Ant</th> <th>Cable</th> <th>Preamp</th> <th>Aux</th> <th>APos</th> <th>TPos</th> <th>Remark</th> </tr> <tr> <th>Freq</th> <th>Level</th> <th>Line</th> <th>Margin</th> <th>Level</th> <th>Factor</th> <th>Loss</th> <th>Factor</th> <th>Factor</th> </tr> <tr> <th>MHz</th> <th>dBuV/m</th> <th>dBuV/m</th> <th>dB</th> <th>dBuV</th> <th>dB/m</th> <th>dB</th> <th>dB</th> <th>cm</th> <th>deg</th> </tr> </thead> <tbody> <tr> <td>1 2462.00</td> <td>97.74</td> <td>-----</td> <td>-----</td> <td>85.15</td> <td>32.58</td> <td>6.70</td> <td>32.69</td> <td>6.00</td> <td>100</td> <td>116 AVERAGE</td> </tr> </tbody> </table>	Limit	Read	Ant	Cable	Preamp	Aux	APos	TPos	Remark	Freq	Level	Line	Margin	Level	Factor	Loss	Factor	Factor	MHz	dBuV/m	dBuV/m	dB	dBuV	dB/m	dB	dB	cm	deg	1 2462.00	97.74	-----	-----	85.15	32.58	6.70	32.69	6.00	100	116 AVERAGE
Limit	Read	Ant	Cable	Preamp	Aux	APos	TPos	Remark																																																																								
Freq	Level	Line	Margin	Level	Factor	Loss	Factor	Factor																																																																								
MHz	dBuV/m	dBuV/m	dB	dBuV	dB/m	dB	dB	cm	deg																																																																							
1 2483.55	50.50	54.00	-3.50	37.63	32.77	6.73	32.63	6.00	100	116 AVERAGE																																																																						
Limit	Read	Ant	Cable	Preamp	Aux	APos	TPos	Remark																																																																								
Freq	Level	Line	Margin	Level	Factor	Loss	Factor	Factor																																																																								
MHz	dBuV/m	dBuV/m	dB	dBuV	dB/m	dB	dB	cm	deg																																																																							
1 2462.00	97.74	-----	-----	85.15	32.58	6.70	32.69	6.00	100	116 AVERAGE																																																																						



Mode	9																																																																																																										
	Harmonic																																																																																																										
	2400-2483.5_802.11n HT20_CH11_2462MHz																																																																																																										
ANT	ANT 6																																																																																																										
Pol.	Horizontal	Vertical																																																																																																									
Peak Avg	<table border="1"> <thead> <tr> <th>Limit</th> <th>Read</th> <th>Ant</th> <th>Cable</th> <th>Preamp</th> <th>Aux</th> <th>APos</th> <th>TPos</th> <th colspan="2"></th> </tr> <tr> <th>Freq</th> <th>Level</th> <th>Line Margin</th> <th>Level</th> <th>Factor</th> <th>Loss Factor</th> <th>Factor</th> <th>Factor</th> <th>cm</th> <th>deg</th> </tr> </thead> <tbody> <tr> <td>1</td> <td>4924.00</td> <td>48.06</td> <td>74.00</td> <td>-25.94</td> <td>65.12</td> <td>34.20</td> <td>9.57</td> <td>60.83</td> <td>0.00</td> <td>116</td> <td>61</td> <td>PEAK</td> </tr> <tr> <td>2</td> <td>4924.00</td> <td>36.38</td> <td>54.00</td> <td>-17.62</td> <td>53.44</td> <td>34.20</td> <td>9.57</td> <td>60.83</td> <td>0.00</td> <td>116</td> <td>61</td> <td>AVERAGE</td> </tr> <tr> <td>3</td> <td>7386.00</td> <td>44.93</td> <td>74.00</td> <td>-29.07</td> <td>57.97</td> <td>35.73</td> <td>11.72</td> <td>60.49</td> <td>0.00</td> <td>---</td> <td>---</td> <td>PEAK</td> </tr> </tbody> </table>	Limit	Read	Ant	Cable	Preamp	Aux	APos	TPos			Freq	Level	Line Margin	Level	Factor	Loss Factor	Factor	Factor	cm	deg	1	4924.00	48.06	74.00	-25.94	65.12	34.20	9.57	60.83	0.00	116	61	PEAK	2	4924.00	36.38	54.00	-17.62	53.44	34.20	9.57	60.83	0.00	116	61	AVERAGE	3	7386.00	44.93	74.00	-29.07	57.97	35.73	11.72	60.49	0.00	---	---	PEAK	<table border="1"> <thead> <tr> <th>Limit</th> <th>Read</th> <th>Ant</th> <th>Cable</th> <th>Preamp</th> <th>Aux</th> <th>APos</th> <th>TPos</th> <th colspan="2"></th> </tr> <tr> <th>Freq</th> <th>Level</th> <th>Line Margin</th> <th>Level</th> <th>Factor</th> <th>Loss Factor</th> <th>Factor</th> <th>Factor</th> <th>cm</th> <th>deg</th> </tr> </thead> <tbody> <tr> <td>1</td> <td>4924.00</td> <td>44.98</td> <td>74.00</td> <td>-29.02</td> <td>62.04</td> <td>34.20</td> <td>9.57</td> <td>60.83</td> <td>0.00</td> <td>---</td> <td>---</td> <td>PEAK</td> </tr> <tr> <td>2</td> <td>7386.00</td> <td>44.75</td> <td>74.00</td> <td>-29.25</td> <td>57.79</td> <td>35.73</td> <td>11.72</td> <td>60.49</td> <td>0.00</td> <td>---</td> <td>---</td> <td>PEAK</td> </tr> </tbody> </table>	Limit	Read	Ant	Cable	Preamp	Aux	APos	TPos			Freq	Level	Line Margin	Level	Factor	Loss Factor	Factor	Factor	cm	deg	1	4924.00	44.98	74.00	-29.02	62.04	34.20	9.57	60.83	0.00	---	---	PEAK	2	7386.00	44.75	74.00	-29.25	57.79	35.73	11.72	60.49	0.00	---	---	PEAK
Limit	Read	Ant	Cable	Preamp	Aux	APos	TPos																																																																																																				
Freq	Level	Line Margin	Level	Factor	Loss Factor	Factor	Factor	cm	deg																																																																																																		
1	4924.00	48.06	74.00	-25.94	65.12	34.20	9.57	60.83	0.00	116	61	PEAK																																																																																															
2	4924.00	36.38	54.00	-17.62	53.44	34.20	9.57	60.83	0.00	116	61	AVERAGE																																																																																															
3	7386.00	44.93	74.00	-29.07	57.97	35.73	11.72	60.49	0.00	---	---	PEAK																																																																																															
Limit	Read	Ant	Cable	Preamp	Aux	APos	TPos																																																																																																				
Freq	Level	Line Margin	Level	Factor	Loss Factor	Factor	Factor	cm	deg																																																																																																		
1	4924.00	44.98	74.00	-29.02	62.04	34.20	9.57	60.83	0.00	---	---	PEAK																																																																																															
2	7386.00	44.75	74.00	-29.25	57.79	35.73	11.72	60.49	0.00	---	---	PEAK																																																																																															



<Co-location>

		10																																																																																				
Mode		Band Edge - L																																																																																				
		2400-2483.5_802.11b_CH06_2437MHz																																																																																				
ANT		6																																																																																				
Pol.		Horizontal					Fundamental																																																																															
Peak	Horizontal	<table border="1"> <thead> <tr> <th>Limit</th> <th>Read</th> <th>Ant</th> <th>Cable</th> <th>Preamp</th> <th>Aux</th> <th>APos</th> <th>TPos</th> <th colspan="3">Remark</th> </tr> <tr> <th>Freq</th> <th>Level</th> <th>Line</th> <th>Margin</th> <th>Level</th> <th>Factor</th> <th>Loss</th> <th>Factor</th> <th>Factor</th> <th>Factor</th> <th>Factor</th> <th>Factor</th> <th>Factor</th> <th>Factor</th> <th>Factor</th> <th>Factor</th> <th>Factor</th> <th>Factor</th> <th>Factor</th> <th>Factor</th> <th>Factor</th> </tr> <tr> <th>MHz</th> <th>dBuV/m</th> <th>dBuV/m</th> <th>dB</th> <th>dBuV</th> <th>dB/m</th> <th>dB</th> <th>dB</th> <th>dB</th> <th>dB</th> <th>cm</th> <th>deg</th> <th colspan="9"></th> </tr> </thead> <tbody> <tr> <td>1</td> <td>2313.81</td> <td>54.84</td> <td>74.00</td> <td>-19.16</td> <td>43.54</td> <td>31.79</td> <td>6.49</td> <td>32.98</td> <td>6.00</td> <td>304</td> <td>63</td> <td>PEAK</td> <td colspan="9"></td> </tr> </tbody> </table>										Limit	Read	Ant	Cable	Preamp	Aux	APos	TPos	Remark			Freq	Level	Line	Margin	Level	Factor	Loss	Factor	Factor	Factor	Factor	Factor	Factor	Factor	Factor	Factor	Factor	Factor	Factor	Factor	Factor	MHz	dBuV/m	dBuV/m	dB	dBuV	dB/m	dB	dB	dB	dB	cm	deg										1	2313.81	54.84	74.00	-19.16	43.54	31.79	6.49	32.98	6.00	304	63	PEAK									
	Limit	Read	Ant	Cable	Preamp	Aux	APos	TPos	Remark																																																																													
Freq	Level	Line	Margin	Level	Factor	Loss	Factor	Factor	Factor	Factor	Factor	Factor	Factor	Factor	Factor	Factor	Factor	Factor	Factor	Factor																																																																		
MHz	dBuV/m	dBuV/m	dB	dBuV	dB/m	dB	dB	dB	dB	cm	deg																																																																											
1	2313.81	54.84	74.00	-19.16	43.54	31.79	6.49	32.98	6.00	304	63	PEAK																																																																										
Fundamental	<table border="1"> <thead> <tr> <th>Limit</th> <th>Read</th> <th>Ant</th> <th>Cable</th> <th>Preamp</th> <th>Aux</th> <th>APos</th> <th>TPos</th> <th colspan="3">Remark</th> </tr> <tr> <th>Freq</th> <th>Level</th> <th>Line</th> <th>Margin</th> <th>Level</th> <th>Factor</th> <th>Loss</th> <th>Factor</th> <th>Factor</th> <th>Factor</th> <th>Factor</th> <th>Factor</th> <th>Factor</th> <th>Factor</th> <th>Factor</th> <th>Factor</th> <th>Factor</th> <th>Factor</th> <th>Factor</th> <th>Factor</th> <th>Factor</th> </tr> <tr> <th>MHz</th> <th>dBuV/m</th> <th>dBuV/m</th> <th>dB</th> <th>dBuV</th> <th>dB/m</th> <th>dB</th> <th>dB</th> <th>dB</th> <th>dB</th> <th>cm</th> <th>deg</th> <td colspan="9"></td> </tr> </thead> <tbody> <tr> <td>1</td> <td>2437.00</td> <td>110.11</td> <td>-----</td> <td>-----</td> <td>97.77</td> <td>32.42</td> <td>6.67</td> <td>32.75</td> <td>6.00</td> <td>304</td> <td>63</td> <td>PEAK</td> <td colspan="9"></td> </tr> </tbody> </table>										Limit	Read	Ant	Cable	Preamp	Aux	APos	TPos	Remark			Freq	Level	Line	Margin	Level	Factor	Loss	Factor	Factor	Factor	Factor	Factor	Factor	Factor	Factor	Factor	Factor	Factor	Factor	Factor	Factor	MHz	dBuV/m	dBuV/m	dB	dBuV	dB/m	dB	dB	dB	dB	cm	deg										1	2437.00	110.11	-----	-----	97.77	32.42	6.67	32.75	6.00	304	63	PEAK										
Limit	Read	Ant	Cable	Preamp	Aux	APos	TPos	Remark																																																																														
Freq	Level	Line	Margin	Level	Factor	Loss	Factor	Factor	Factor	Factor	Factor	Factor	Factor	Factor	Factor	Factor	Factor	Factor	Factor	Factor																																																																		
MHz	dBuV/m	dBuV/m	dB	dBuV	dB/m	dB	dB	dB	dB	cm	deg																																																																											
1	2437.00	110.11	-----	-----	97.77	32.42	6.67	32.75	6.00	304	63	PEAK																																																																										
Avg	Horizontal	<table border="1"> <thead> <tr> <th>Limit</th> <th>Read</th> <th>Ant</th> <th>Cable</th> <th>Preamp</th> <th>Aux</th> <th>APos</th> <th>TPos</th> <th colspan="3">Remark</th> </tr> <tr> <th>Freq</th> <th>Level</th> <th>Line</th> <th>Margin</th> <th>Level</th> <th>Factor</th> <th>Loss</th> <th>Factor</th> <th>Factor</th> <th>Factor</th> <th>Factor</th> <th>Factor</th> <th>Factor</th> <th>Factor</th> <th>Factor</th> <th>Factor</th> <th>Factor</th> <th>Factor</th> <th>Factor</th> <th>Factor</th> <th>Factor</th> </tr> <tr> <th>MHz</th> <th>dBuV/m</th> <th>dBuV/m</th> <th>dB</th> <th>dBuV</th> <th>dB/m</th> <th>dB</th> <th>dB</th> <th>dB</th> <th>dB</th> <th>cm</th> <th>deg</th> <td colspan="9"></td> </tr> </thead> <tbody> <tr> <td>1</td> <td>2389.88</td> <td>42.90</td> <td>54.00</td> <td>-11.10</td> <td>31.10</td> <td>32.06</td> <td>6.60</td> <td>32.86</td> <td>6.00</td> <td>304</td> <td>63</td> <td>AVERAGE</td> <td colspan="9"></td> </tr> </tbody> </table>										Limit	Read	Ant	Cable	Preamp	Aux	APos	TPos	Remark			Freq	Level	Line	Margin	Level	Factor	Loss	Factor	Factor	Factor	Factor	Factor	Factor	Factor	Factor	Factor	Factor	Factor	Factor	Factor	Factor	MHz	dBuV/m	dBuV/m	dB	dBuV	dB/m	dB	dB	dB	dB	cm	deg										1	2389.88	42.90	54.00	-11.10	31.10	32.06	6.60	32.86	6.00	304	63	AVERAGE									
	Limit	Read	Ant	Cable	Preamp	Aux	APos	TPos	Remark																																																																													
Freq	Level	Line	Margin	Level	Factor	Loss	Factor	Factor	Factor	Factor	Factor	Factor	Factor	Factor	Factor	Factor	Factor	Factor	Factor	Factor																																																																		
MHz	dBuV/m	dBuV/m	dB	dBuV	dB/m	dB	dB	dB	dB	cm	deg																																																																											
1	2389.88	42.90	54.00	-11.10	31.10	32.06	6.60	32.86	6.00	304	63	AVERAGE																																																																										
Fundamental	<table border="1"> <thead> <tr> <th>Limit</th> <th>Read</th> <th>Ant</th> <th>Cable</th> <th>Preamp</th> <th>Aux</th> <th>APos</th> <th>TPos</th> <th colspan="3">Remark</th> </tr> <tr> <th>Freq</th> <th>Level</th> <th>Line</th> <th>Margin</th> <th>Level</th> <th>Factor</th> <th>Loss</th> <th>Factor</th> <th>Factor</th> <th>Factor</th> <th>Factor</th> <th>Factor</th> <th>Factor</th> <th>Factor</th> <th>Factor</th> <th>Factor</th> <th>Factor</th> <th>Factor</th> <th>Factor</th> <th>Factor</th> <th>Factor</th> </tr> <tr> <th>MHz</th> <th>dBuV/m</th> <th>dBuV/m</th> <th>dB</th> <th>dBuV</th> <th>dB/m</th> <th>dB</th> <th>dB</th> <th>dB</th> <th>dB</th> <th>cm</th> <th>deg</th> <td colspan="9"></td> </tr> </thead> <tbody> <tr> <td>1</td> <td>2437.00</td> <td>105.83</td> <td>-----</td> <td>-----</td> <td>93.48</td> <td>32.43</td> <td>6.67</td> <td>32.75</td> <td>6.00</td> <td>304</td> <td>63</td> <td>AVERAGE</td> <td colspan="9"></td> </tr> </tbody> </table>										Limit	Read	Ant	Cable	Preamp	Aux	APos	TPos	Remark			Freq	Level	Line	Margin	Level	Factor	Loss	Factor	Factor	Factor	Factor	Factor	Factor	Factor	Factor	Factor	Factor	Factor	Factor	Factor	Factor	MHz	dBuV/m	dBuV/m	dB	dBuV	dB/m	dB	dB	dB	dB	cm	deg										1	2437.00	105.83	-----	-----	93.48	32.43	6.67	32.75	6.00	304	63	AVERAGE										
Limit	Read	Ant	Cable	Preamp	Aux	APos	TPos	Remark																																																																														
Freq	Level	Line	Margin	Level	Factor	Loss	Factor	Factor	Factor	Factor	Factor	Factor	Factor	Factor	Factor	Factor	Factor	Factor	Factor	Factor																																																																		
MHz	dBuV/m	dBuV/m	dB	dBuV	dB/m	dB	dB	dB	dB	cm	deg																																																																											
1	2437.00	105.83	-----	-----	93.48	32.43	6.67	32.75	6.00	304	63	AVERAGE																																																																										



Mode	10																																														
	Band Edge - R																																														
	2400-2483.5_802.11b_CH06_2437MHz																																														
ANT	6																																														
Pol.	Horizontal	Fundamental																																													
Peak	<table border="1"> <thead> <tr> <th>Limit</th> <th>Read</th> <th>Ant</th> <th>Cable</th> <th>Preamp</th> <th>Aux</th> <th>APos</th> <th>TPos</th> <th>Remark</th> </tr> <tr> <th>Freq</th> <th>Level</th> <th>Line</th> <th>Margin</th> <th>Level</th> <th>Factor</th> <th>Loss</th> <th>Factor</th> <th>Factor</th> </tr> <tr> <th>MHz</th> <th>dBuV/m</th> <th>dBuV/m</th> <th>dB</th> <th>dBuV</th> <th>dB/m</th> <th>dB</th> <th>dB</th> <th>dB</th> </tr> </thead> <tbody> <tr> <td>1 2484.38</td> <td>57.14</td> <td>74.00</td> <td>-16.86</td> <td>44.25</td> <td>32.78</td> <td>6.73</td> <td>32.62</td> <td>6.00</td> </tr> <tr> <td></td> <td></td> <td></td> <td></td> <td></td> <td></td> <td></td> <td></td> <td>304 63 PEAK</td> </tr> </tbody> </table>	Limit	Read	Ant	Cable	Preamp	Aux	APos	TPos	Remark	Freq	Level	Line	Margin	Level	Factor	Loss	Factor	Factor	MHz	dBuV/m	dBuV/m	dB	dBuV	dB/m	dB	dB	dB	1 2484.38	57.14	74.00	-16.86	44.25	32.78	6.73	32.62	6.00									304 63 PEAK	Blank
Limit	Read	Ant	Cable	Preamp	Aux	APos	TPos	Remark																																							
Freq	Level	Line	Margin	Level	Factor	Loss	Factor	Factor																																							
MHz	dBuV/m	dBuV/m	dB	dBuV	dB/m	dB	dB	dB																																							
1 2484.38	57.14	74.00	-16.86	44.25	32.78	6.73	32.62	6.00																																							
								304 63 PEAK																																							
Avg	<table border="1"> <thead> <tr> <th>Limit</th> <th>Read</th> <th>Ant</th> <th>Cable</th> <th>Preamp</th> <th>Aux</th> <th>APos</th> <th>TPos</th> <th>Remark</th> </tr> <tr> <th>Freq</th> <th>Level</th> <th>Line</th> <th>Margin</th> <th>Level</th> <th>Factor</th> <th>Loss</th> <th>Factor</th> <th>Factor</th> </tr> <tr> <th>MHz</th> <th>dBuV/m</th> <th>dBuV/m</th> <th>dB</th> <th>dBuV</th> <th>dB/m</th> <th>dB</th> <th>dB</th> <th>dB</th> </tr> </thead> <tbody> <tr> <td>1 2483.62</td> <td>44.36</td> <td>54.00</td> <td>-9.64</td> <td>31.49</td> <td>32.77</td> <td>6.73</td> <td>32.63</td> <td>6.00</td> </tr> <tr> <td></td> <td></td> <td></td> <td></td> <td></td> <td></td> <td></td> <td></td> <td>304 63 AVERAGE</td> </tr> </tbody> </table>	Limit	Read	Ant	Cable	Preamp	Aux	APos	TPos	Remark	Freq	Level	Line	Margin	Level	Factor	Loss	Factor	Factor	MHz	dBuV/m	dBuV/m	dB	dBuV	dB/m	dB	dB	dB	1 2483.62	44.36	54.00	-9.64	31.49	32.77	6.73	32.63	6.00									304 63 AVERAGE	Blank
Limit	Read	Ant	Cable	Preamp	Aux	APos	TPos	Remark																																							
Freq	Level	Line	Margin	Level	Factor	Loss	Factor	Factor																																							
MHz	dBuV/m	dBuV/m	dB	dBuV	dB/m	dB	dB	dB																																							
1 2483.62	44.36	54.00	-9.64	31.49	32.77	6.73	32.63	6.00																																							
								304 63 AVERAGE																																							



Mode	10																																																																																	
	Band Edge - L																																																																																	
	2400-2483.5_802.11b_CH06_2437MHz																																																																																	
ANT	6																																																																																	
Pol.	Vertical	Fundamental																																																																																
Peak	<table border="1"> <thead> <tr> <th>Limit</th> <th>Read</th> <th>Ant</th> <th>Cable</th> <th>Preamp</th> <th>Aux</th> <th>APos</th> <th>TPos</th> <th>Remark</th> </tr> <tr> <th>Freq</th> <th>Level</th> <th>Line</th> <th>Margin</th> <th>Level</th> <th>Factor</th> <th>Loss</th> <th>Factor</th> <th>Factor</th> </tr> <tr> <th>MHz</th> <th>dBuV/m</th> <th>dBuV/m</th> <th>dB</th> <th>dBuV</th> <th>dB/m</th> <th>dB</th> <th>dB</th> <th>dB</th> </tr> </thead> <tbody> <tr> <td>1</td> <td>2389.38</td> <td>54.58</td> <td>74.00</td> <td>-19.42</td> <td>42.79</td> <td>32.05</td> <td>6.00</td> <td>32.06</td> <td>6.00</td> <td>100</td> <td>113</td> <td>PEAK</td> </tr> </tbody> </table>	Limit	Read	Ant	Cable	Preamp	Aux	APos	TPos	Remark	Freq	Level	Line	Margin	Level	Factor	Loss	Factor	Factor	MHz	dBuV/m	dBuV/m	dB	dBuV	dB/m	dB	dB	dB	1	2389.38	54.58	74.00	-19.42	42.79	32.05	6.00	32.06	6.00	100	113	PEAK	<table border="1"> <thead> <tr> <th>Limit</th> <th>Read</th> <th>Ant</th> <th>Cable</th> <th>Preamp</th> <th>Aux</th> <th>APos</th> <th>TPos</th> <th>Remark</th> </tr> <tr> <th>Freq</th> <th>Level</th> <th>Line</th> <th>Margin</th> <th>Level</th> <th>Factor</th> <th>Loss</th> <th>Factor</th> <th>Factor</th> </tr> <tr> <th>MHz</th> <th>dBuV/m</th> <th>dBuV/m</th> <th>dB</th> <th>dBuV</th> <th>dB/m</th> <th>dB</th> <th>dB</th> <th>dB</th> </tr> </thead> <tbody> <tr> <td>1</td> <td>2437.00</td> <td>112.16</td> <td>-----</td> <td>-----</td> <td>99.81</td> <td>32.43</td> <td>6.67</td> <td>32.75</td> <td>6.00</td> <td>100</td> <td>113</td> <td>PEAK</td> </tr> </tbody> </table>	Limit	Read	Ant	Cable	Preamp	Aux	APos	TPos	Remark	Freq	Level	Line	Margin	Level	Factor	Loss	Factor	Factor	MHz	dBuV/m	dBuV/m	dB	dBuV	dB/m	dB	dB	dB	1	2437.00	112.16	-----	-----	99.81	32.43	6.67	32.75	6.00	100	113	PEAK
Limit	Read	Ant	Cable	Preamp	Aux	APos	TPos	Remark																																																																										
Freq	Level	Line	Margin	Level	Factor	Loss	Factor	Factor																																																																										
MHz	dBuV/m	dBuV/m	dB	dBuV	dB/m	dB	dB	dB																																																																										
1	2389.38	54.58	74.00	-19.42	42.79	32.05	6.00	32.06	6.00	100	113	PEAK																																																																						
Limit	Read	Ant	Cable	Preamp	Aux	APos	TPos	Remark																																																																										
Freq	Level	Line	Margin	Level	Factor	Loss	Factor	Factor																																																																										
MHz	dBuV/m	dBuV/m	dB	dBuV	dB/m	dB	dB	dB																																																																										
1	2437.00	112.16	-----	-----	99.81	32.43	6.67	32.75	6.00	100	113	PEAK																																																																						
Avg	<table border="1"> <thead> <tr> <th>Limit</th> <th>Read</th> <th>Ant</th> <th>Cable</th> <th>Preamp</th> <th>Aux</th> <th>APos</th> <th>TPos</th> <th>Remark</th> </tr> <tr> <th>Freq</th> <th>Level</th> <th>Line</th> <th>Margin</th> <th>Level</th> <th>Factor</th> <th>Loss</th> <th>Factor</th> <th>Factor</th> </tr> <tr> <th>MHz</th> <th>dBuV/m</th> <th>dBuV/m</th> <th>dB</th> <th>dBuV</th> <th>dB/m</th> <th>dB</th> <th>dB</th> <th>dB</th> </tr> </thead> <tbody> <tr> <td>1</td> <td>2389.88</td> <td>42.76</td> <td>54.00</td> <td>-11.24</td> <td>30.96</td> <td>32.06</td> <td>6.00</td> <td>32.06</td> <td>6.00</td> <td>100</td> <td>113</td> <td>AVERAGE</td> </tr> </tbody> </table>	Limit	Read	Ant	Cable	Preamp	Aux	APos	TPos	Remark	Freq	Level	Line	Margin	Level	Factor	Loss	Factor	Factor	MHz	dBuV/m	dBuV/m	dB	dBuV	dB/m	dB	dB	dB	1	2389.88	42.76	54.00	-11.24	30.96	32.06	6.00	32.06	6.00	100	113	AVERAGE	<table border="1"> <thead> <tr> <th>Limit</th> <th>Read</th> <th>Ant</th> <th>Cable</th> <th>Preamp</th> <th>Aux</th> <th>APos</th> <th>TPos</th> <th>Remark</th> </tr> <tr> <th>Freq</th> <th>Level</th> <th>Line</th> <th>Margin</th> <th>Level</th> <th>Factor</th> <th>Loss</th> <th>Factor</th> <th>Factor</th> </tr> <tr> <th>MHz</th> <th>dBuV/m</th> <th>dBuV/m</th> <th>dB</th> <th>dBuV</th> <th>dB/m</th> <th>dB</th> <th>dB</th> <th>dB</th> </tr> </thead> <tbody> <tr> <td>1</td> <td>2437.00</td> <td>107.88</td> <td>-----</td> <td>-----</td> <td>95.53</td> <td>32.43</td> <td>6.67</td> <td>32.75</td> <td>6.00</td> <td>100</td> <td>113</td> <td>AVERAGE</td> </tr> </tbody> </table>	Limit	Read	Ant	Cable	Preamp	Aux	APos	TPos	Remark	Freq	Level	Line	Margin	Level	Factor	Loss	Factor	Factor	MHz	dBuV/m	dBuV/m	dB	dBuV	dB/m	dB	dB	dB	1	2437.00	107.88	-----	-----	95.53	32.43	6.67	32.75	6.00	100	113	AVERAGE
Limit	Read	Ant	Cable	Preamp	Aux	APos	TPos	Remark																																																																										
Freq	Level	Line	Margin	Level	Factor	Loss	Factor	Factor																																																																										
MHz	dBuV/m	dBuV/m	dB	dBuV	dB/m	dB	dB	dB																																																																										
1	2389.88	42.76	54.00	-11.24	30.96	32.06	6.00	32.06	6.00	100	113	AVERAGE																																																																						
Limit	Read	Ant	Cable	Preamp	Aux	APos	TPos	Remark																																																																										
Freq	Level	Line	Margin	Level	Factor	Loss	Factor	Factor																																																																										
MHz	dBuV/m	dBuV/m	dB	dBuV	dB/m	dB	dB	dB																																																																										
1	2437.00	107.88	-----	-----	95.53	32.43	6.67	32.75	6.00	100	113	AVERAGE																																																																						



Mode	10																																																		
	Band Edge - R																																																		
	2400-2483.5_802.11b_CH06_2437MHz																																																		
ANT	6																																																		
Pol.	Vertical	Fundamental																																																	
Peak	<table border="1"> <thead> <tr> <th>Limit</th> <th>Read</th> <th>Ant</th> <th>Cable</th> <th>Preamp</th> <th>Aux</th> <th>APos</th> <th>TPos</th> <th>Remark</th> </tr> <tr> <th>Freq</th> <th>Level</th> <th>Line</th> <th>Margin</th> <th>Level</th> <th>Factor</th> <th>Loss</th> <th>Factor</th> <th>Factor</th> </tr> <tr> <th>MHz</th> <th>dBuV/m</th> <th>dBuV/m</th> <th>dB</th> <th>dBuV</th> <th>dB/m</th> <th>dB</th> <th>dB</th> <th>dB</th> </tr> <tr> <th>cm</th> <th>deg</th> <th colspan="7"></th> </tr> </thead> <tbody> <tr> <td>1</td> <td>2487.27</td> <td>56.85</td> <td>74.00</td> <td>-17.15</td> <td>43.93</td> <td>32.80</td> <td>6.74</td> <td>32.62</td> <td>6.00</td> <td>100</td> <td>113</td> <td>PEAK</td> </tr> </tbody> </table>	Limit	Read	Ant	Cable	Preamp	Aux	APos	TPos	Remark	Freq	Level	Line	Margin	Level	Factor	Loss	Factor	Factor	MHz	dBuV/m	dBuV/m	dB	dBuV	dB/m	dB	dB	dB	cm	deg								1	2487.27	56.85	74.00	-17.15	43.93	32.80	6.74	32.62	6.00	100	113	PEAK	Blank
Limit	Read	Ant	Cable	Preamp	Aux	APos	TPos	Remark																																											
Freq	Level	Line	Margin	Level	Factor	Loss	Factor	Factor																																											
MHz	dBuV/m	dBuV/m	dB	dBuV	dB/m	dB	dB	dB																																											
cm	deg																																																		
1	2487.27	56.85	74.00	-17.15	43.93	32.80	6.74	32.62	6.00	100	113	PEAK																																							
Avg	<table border="1"> <thead> <tr> <th>Limit</th> <th>Read</th> <th>Ant</th> <th>Cable</th> <th>Preamp</th> <th>Aux</th> <th>APos</th> <th>TPos</th> <th>Remark</th> </tr> <tr> <th>Freq</th> <th>Level</th> <th>Line</th> <th>Margin</th> <th>Level</th> <th>Factor</th> <th>Loss</th> <th>Factor</th> <th>Factor</th> </tr> <tr> <th>MHz</th> <th>dBuV/m</th> <th>dBuV/m</th> <th>dB</th> <th>dBuV</th> <th>dB/m</th> <th>dB</th> <th>dB</th> <th>dB</th> </tr> <tr> <th>cm</th> <th>deg</th> <th colspan="7"></th> </tr> </thead> <tbody> <tr> <td>1</td> <td>2483.62</td> <td>45.05</td> <td>54.00</td> <td>-8.95</td> <td>32.18</td> <td>32.77</td> <td>6.73</td> <td>32.63</td> <td>6.00</td> <td>100</td> <td>113</td> <td>AVERAGE</td> </tr> </tbody> </table>	Limit	Read	Ant	Cable	Preamp	Aux	APos	TPos	Remark	Freq	Level	Line	Margin	Level	Factor	Loss	Factor	Factor	MHz	dBuV/m	dBuV/m	dB	dBuV	dB/m	dB	dB	dB	cm	deg								1	2483.62	45.05	54.00	-8.95	32.18	32.77	6.73	32.63	6.00	100	113	AVERAGE	Blank
Limit	Read	Ant	Cable	Preamp	Aux	APos	TPos	Remark																																											
Freq	Level	Line	Margin	Level	Factor	Loss	Factor	Factor																																											
MHz	dBuV/m	dBuV/m	dB	dBuV	dB/m	dB	dB	dB																																											
cm	deg																																																		
1	2483.62	45.05	54.00	-8.95	32.18	32.77	6.73	32.63	6.00	100	113	AVERAGE																																							



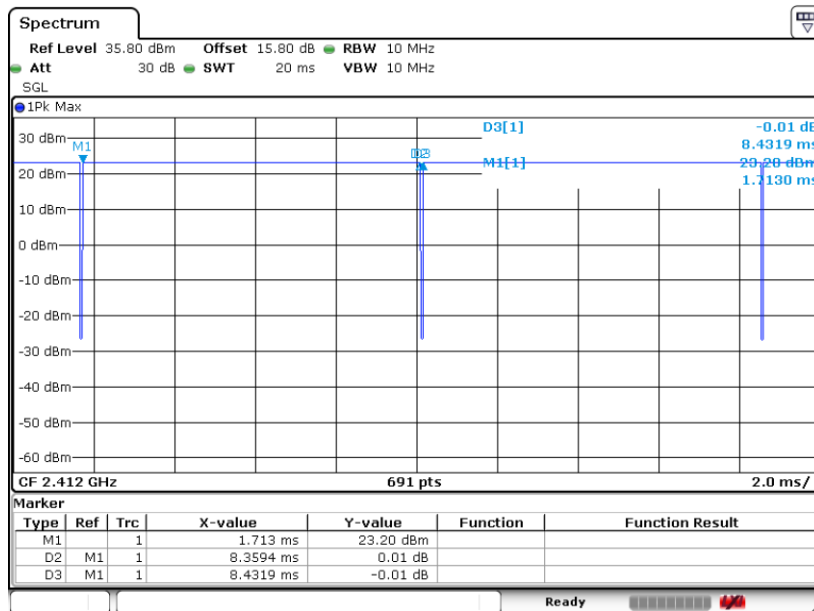
Mode	10																																																																																																																																																				
	Harmonic																																																																																																																																																				
	2400-2483.5_802.11b_CH06_2437MHz																																																																																																																																																				
ANT	6																																																																																																																																																				
Pol.	Horizontal	Vertical																																																																																																																																																			
Peak Avg	<table border="1"> <thead> <tr> <th>Limit</th> <th>Read</th> <th>Ant</th> <th>Cable</th> <th>Preamp</th> <th>Aux</th> <th>APos</th> <th>TPos</th> <th>Remark</th> </tr> <tr> <th>Freq</th> <th>Level</th> <th>Line</th> <th>Margin</th> <th>Level</th> <th>Factor</th> <th>Loss</th> <th>Factor</th> <th>Factor</th> </tr> <tr> <th>MHz</th> <th>dBuV/m</th> <th>dBuV/m</th> <th>dB</th> <th>dBuV</th> <th>dB/m</th> <th>dB</th> <th>dB</th> <th>cm</th> <th>deg</th> </tr> </thead> <tbody> <tr> <td>1</td> <td>4874.00</td> <td>55.65</td> <td>74.00</td> <td>-18.35</td> <td>72.80</td> <td>34.20</td> <td>9.52</td> <td>60.87</td> <td>0.00</td> <td>113</td> <td>82</td> <td>PEAK</td> </tr> <tr> <td>2</td> <td>4874.00</td> <td>47.47</td> <td>54.00</td> <td>-6.53</td> <td>64.62</td> <td>34.20</td> <td>9.52</td> <td>60.87</td> <td>0.00</td> <td>113</td> <td>82</td> <td>AVERAGE</td> </tr> <tr> <td>3</td> <td>7311.00</td> <td>46.89</td> <td>74.00</td> <td>-27.11</td> <td>59.89</td> <td>35.64</td> <td>11.69</td> <td>60.33</td> <td>0.00</td> <td>---</td> <td>---</td> <td>PEAK</td> </tr> </tbody> </table>	Limit	Read	Ant	Cable	Preamp	Aux	APos	TPos	Remark	Freq	Level	Line	Margin	Level	Factor	Loss	Factor	Factor	MHz	dBuV/m	dBuV/m	dB	dBuV	dB/m	dB	dB	cm	deg	1	4874.00	55.65	74.00	-18.35	72.80	34.20	9.52	60.87	0.00	113	82	PEAK	2	4874.00	47.47	54.00	-6.53	64.62	34.20	9.52	60.87	0.00	113	82	AVERAGE	3	7311.00	46.89	74.00	-27.11	59.89	35.64	11.69	60.33	0.00	---	---	PEAK	<table border="1"> <thead> <tr> <th>Limit</th> <th>Read</th> <th>Ant</th> <th>Cable</th> <th>Preamp</th> <th>Aux</th> <th>APos</th> <th>TPos</th> <th>Remark</th> </tr> <tr> <th>Freq</th> <th>Level</th> <th>Line</th> <th>Margin</th> <th>Level</th> <th>Factor</th> <th>Loss</th> <th>Factor</th> <th>Factor</th> </tr> <tr> <th>MHz</th> <th>dBuV/m</th> <th>dBuV/m</th> <th>dB</th> <th>dBuV</th> <th>dB/m</th> <th>dB</th> <th>dB</th> <th>cm</th> <th>deg</th> </tr> </thead> <tbody> <tr> <td>1</td> <td>4874.00</td> <td>55.85</td> <td>74.00</td> <td>-18.15</td> <td>73.00</td> <td>34.20</td> <td>9.52</td> <td>60.87</td> <td>0.00</td> <td>101</td> <td>337</td> <td>PEAK</td> </tr> <tr> <td>2</td> <td>4874.00</td> <td>47.71</td> <td>54.00</td> <td>-6.29</td> <td>64.86</td> <td>34.20</td> <td>9.52</td> <td>60.87</td> <td>0.00</td> <td>101</td> <td>337</td> <td>AVERAGE</td> </tr> <tr> <td>3</td> <td>7311.00</td> <td>51.08</td> <td>74.00</td> <td>-22.92</td> <td>64.08</td> <td>35.64</td> <td>11.69</td> <td>60.33</td> <td>0.00</td> <td>123</td> <td>90</td> <td>PEAK</td> </tr> <tr> <td>4</td> <td>7311.00</td> <td>45.95</td> <td>54.00</td> <td>-8.05</td> <td>58.94</td> <td>35.65</td> <td>11.69</td> <td>60.33</td> <td>0.00</td> <td>123</td> <td>90</td> <td>AVERAGE</td> </tr> </tbody> </table>	Limit	Read	Ant	Cable	Preamp	Aux	APos	TPos	Remark	Freq	Level	Line	Margin	Level	Factor	Loss	Factor	Factor	MHz	dBuV/m	dBuV/m	dB	dBuV	dB/m	dB	dB	cm	deg	1	4874.00	55.85	74.00	-18.15	73.00	34.20	9.52	60.87	0.00	101	337	PEAK	2	4874.00	47.71	54.00	-6.29	64.86	34.20	9.52	60.87	0.00	101	337	AVERAGE	3	7311.00	51.08	74.00	-22.92	64.08	35.64	11.69	60.33	0.00	123	90	PEAK	4	7311.00	45.95	54.00	-8.05	58.94	35.65	11.69	60.33	0.00	123	90	AVERAGE
Limit	Read	Ant	Cable	Preamp	Aux	APos	TPos	Remark																																																																																																																																													
Freq	Level	Line	Margin	Level	Factor	Loss	Factor	Factor																																																																																																																																													
MHz	dBuV/m	dBuV/m	dB	dBuV	dB/m	dB	dB	cm	deg																																																																																																																																												
1	4874.00	55.65	74.00	-18.35	72.80	34.20	9.52	60.87	0.00	113	82	PEAK																																																																																																																																									
2	4874.00	47.47	54.00	-6.53	64.62	34.20	9.52	60.87	0.00	113	82	AVERAGE																																																																																																																																									
3	7311.00	46.89	74.00	-27.11	59.89	35.64	11.69	60.33	0.00	---	---	PEAK																																																																																																																																									
Limit	Read	Ant	Cable	Preamp	Aux	APos	TPos	Remark																																																																																																																																													
Freq	Level	Line	Margin	Level	Factor	Loss	Factor	Factor																																																																																																																																													
MHz	dBuV/m	dBuV/m	dB	dBuV	dB/m	dB	dB	cm	deg																																																																																																																																												
1	4874.00	55.85	74.00	-18.15	73.00	34.20	9.52	60.87	0.00	101	337	PEAK																																																																																																																																									
2	4874.00	47.71	54.00	-6.29	64.86	34.20	9.52	60.87	0.00	101	337	AVERAGE																																																																																																																																									
3	7311.00	51.08	74.00	-22.92	64.08	35.64	11.69	60.33	0.00	123	90	PEAK																																																																																																																																									
4	7311.00	45.95	54.00	-8.05	58.94	35.65	11.69	60.33	0.00	123	90	AVERAGE																																																																																																																																									



Appendix D. Duty Cycle Plots

Band	Duty Cycle(%)	T(ms)	1/T(kHz)	VBW Setting
802.11b	99.140	-	-	10Hz
802.11g	96.964	1.388	0.720	0.75KHz
802.11n HT20	96.750	1.294	0.773	0.82KHz

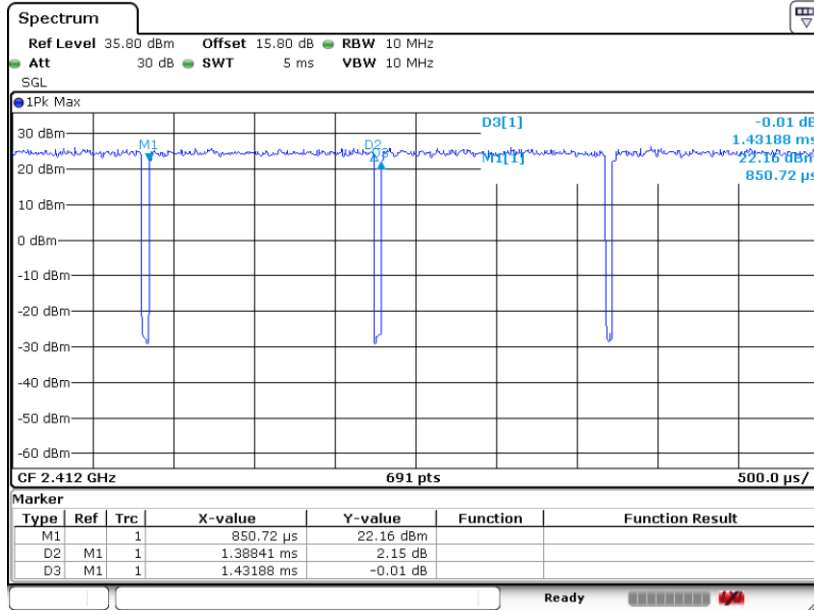
802.11b



Date: 20.SEP.2023 01:18:57

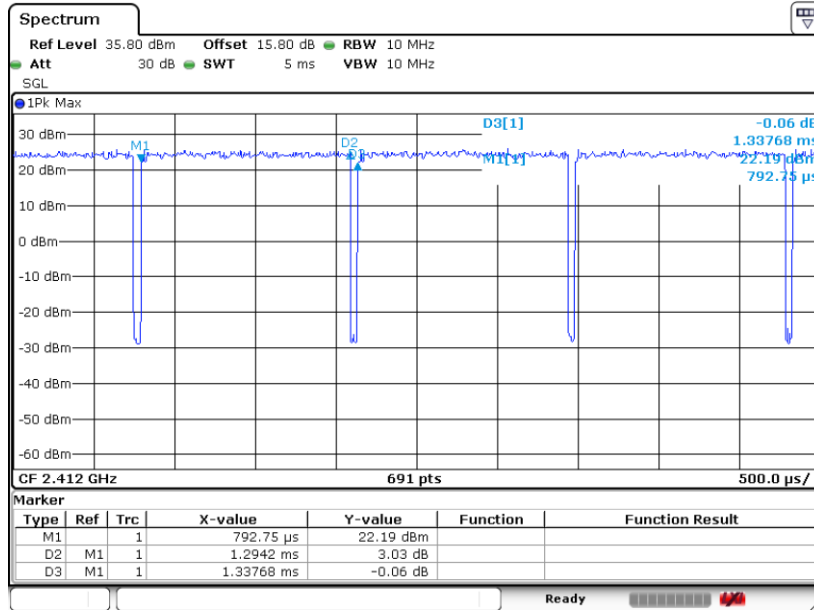


802.11g



Date: 20.SEP.2023 01:21:09

802.11n HT20



Date: 20.SEP.2023 01:23:43