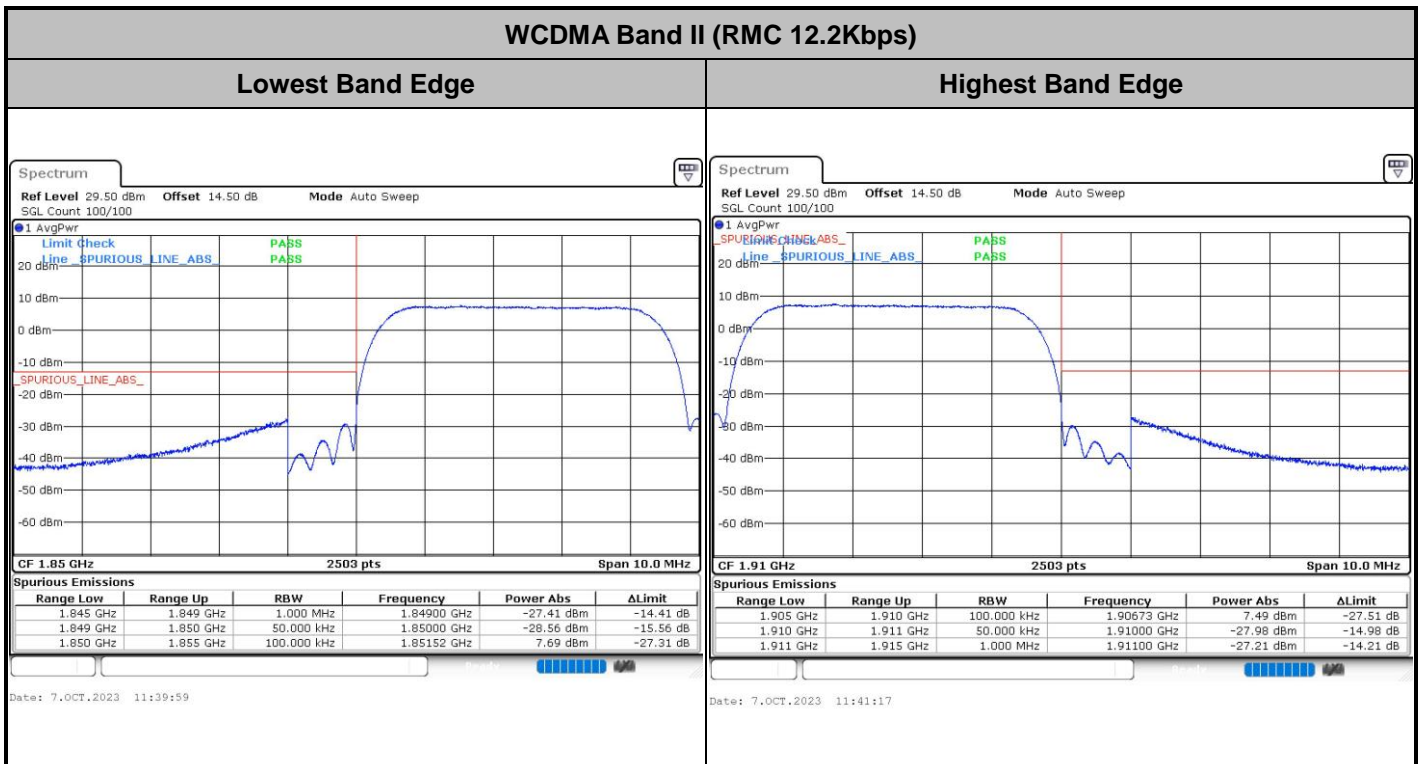
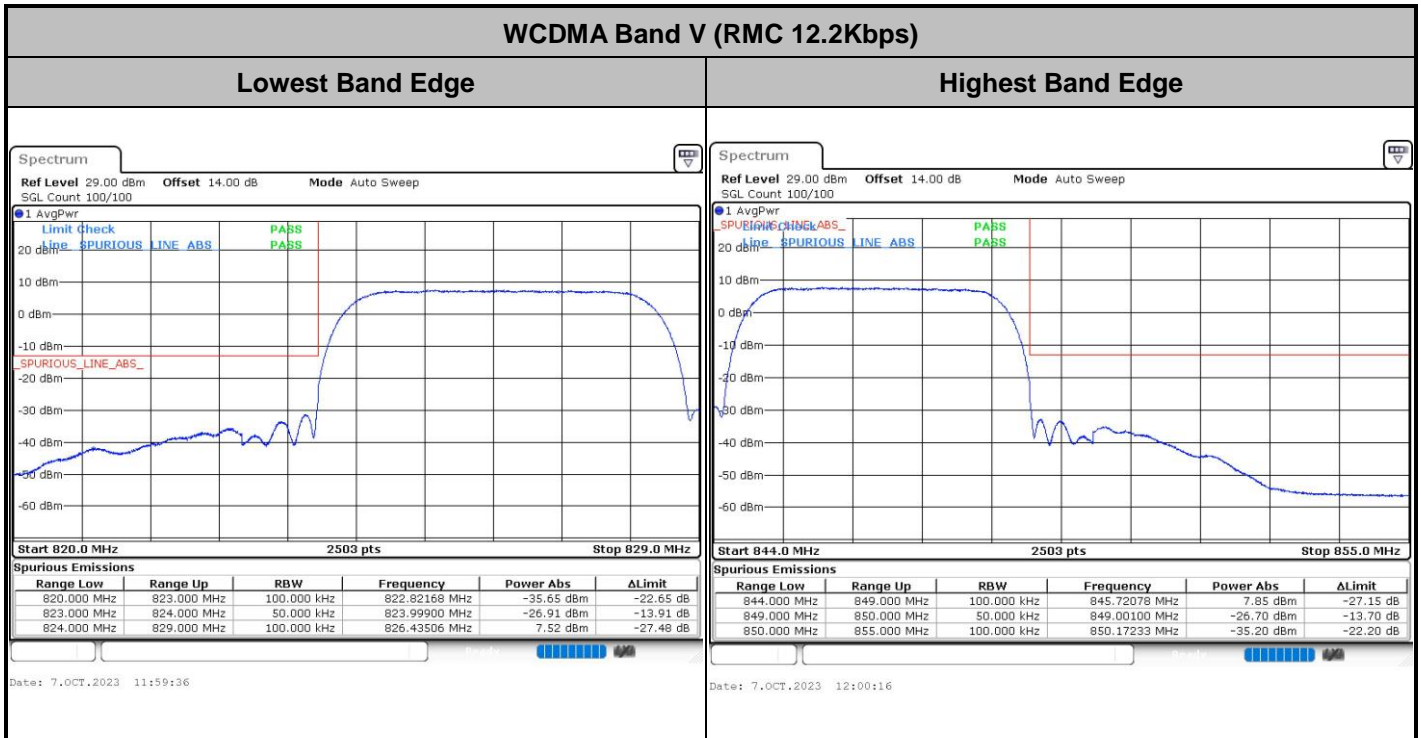
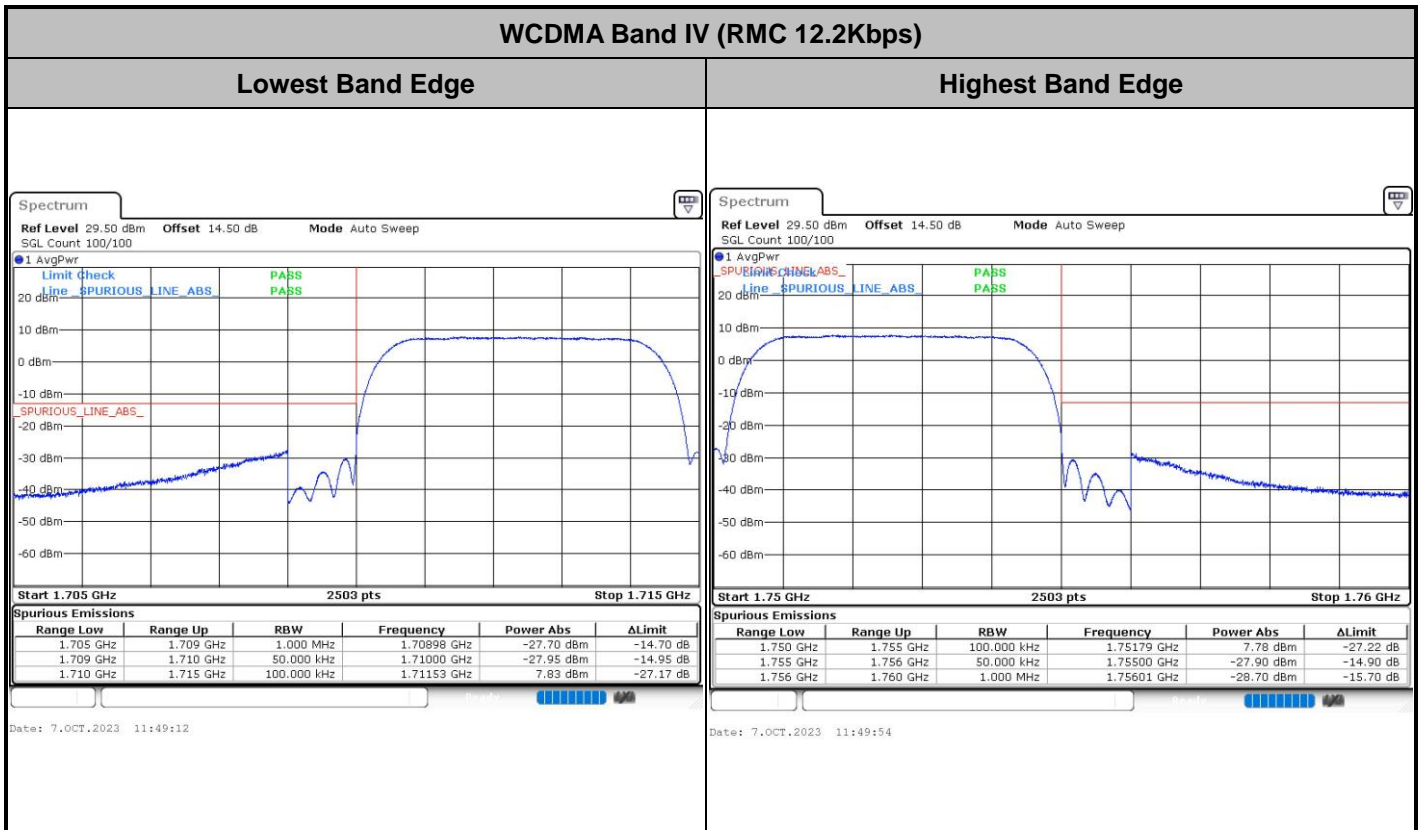




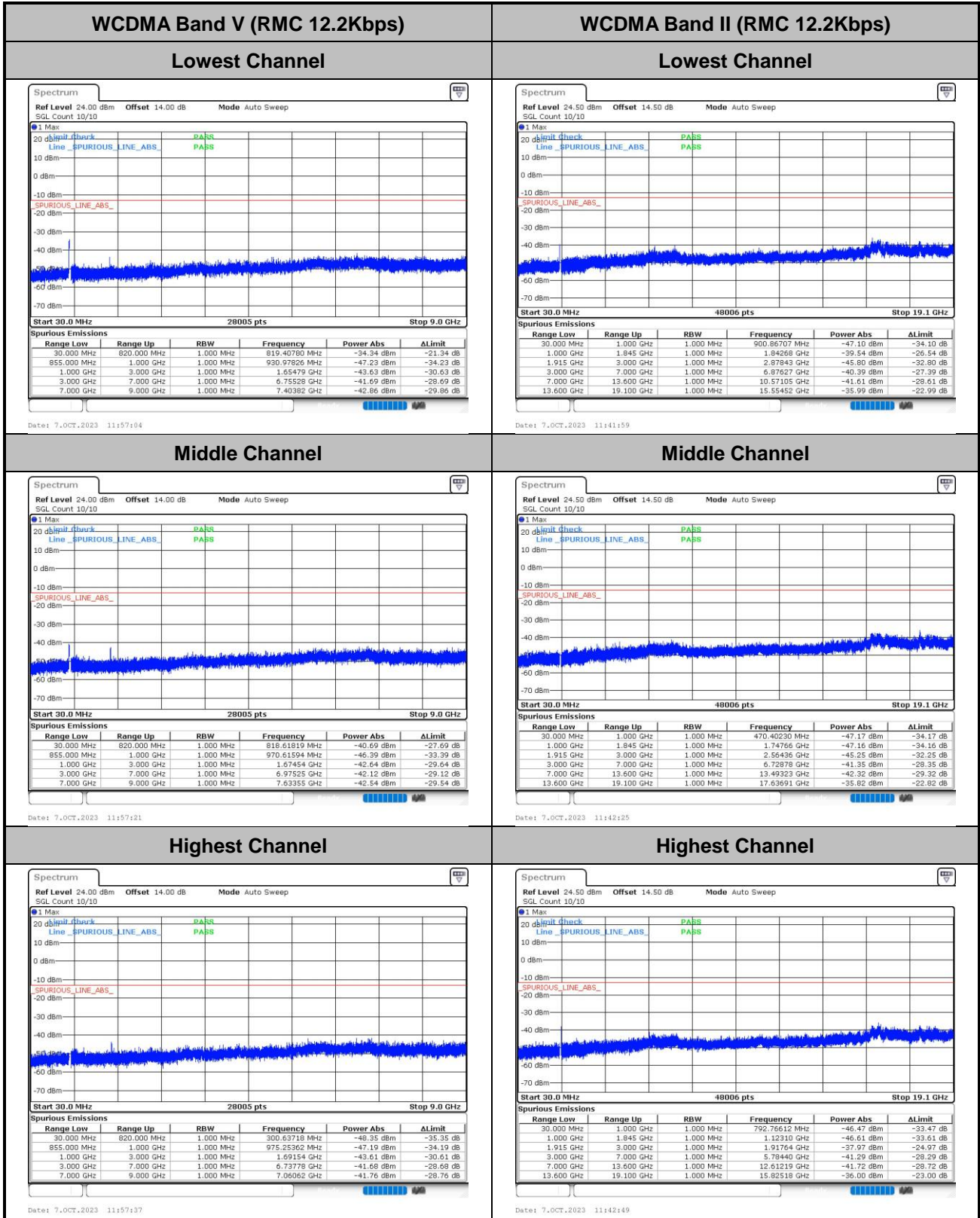
Conducted Band Edge

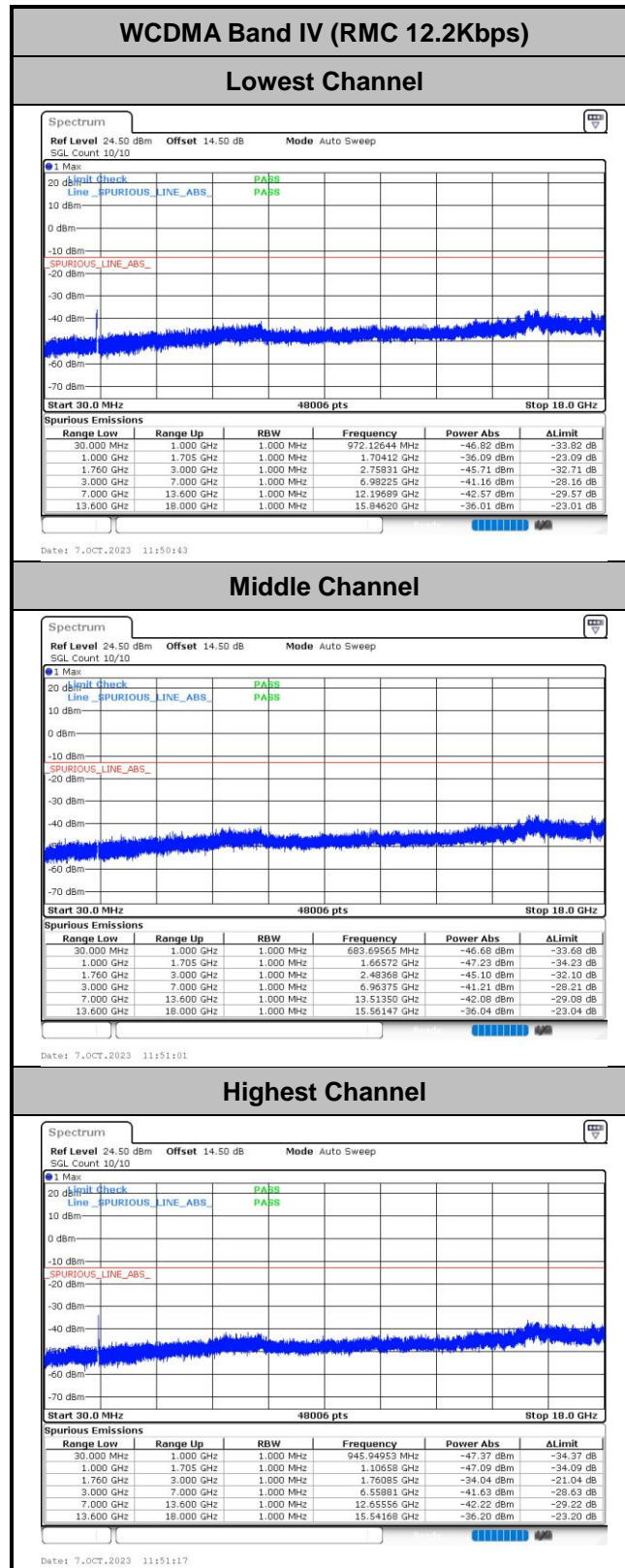






Conducted Spurious Emission







Frequency Stability

Test Conditions	Middle Channel	WCDMA Band V (RMC 12.2Kbps)	Limit 2.5ppm
Temperature (°C)	Voltage (Volt)	Deviation (ppm)	Result
50	Normal Voltage	0.0014	PASS
40	Normal Voltage	0.0007	
30	Normal Voltage	0.0024	
20(Ref.)	Normal Voltage	0.0000	
10	Normal Voltage	0.0006	
0	Normal Voltage	0.0010	
-10	Normal Voltage	0.0018	
-20	Normal Voltage	0.0020	
-30	Normal Voltage	0.0022	
20	Maximum Voltage	0.0012	
20	Normal Voltage	0.0000	
20	Battery End Point	0.0005	

Test Conditions	Middle Channel	WCDMA Band II (RMC 12.2Kbps)	Limit Note 2.
Temperature (°C)	Voltage (Volt)	Deviation (ppm)	Result
50	Normal Voltage	0.0006	PASS
40	Normal Voltage	0.0003	
30	Normal Voltage	0.0011	
20(Ref.)	Normal Voltage	0.0000	
10	Normal Voltage	0.0003	
0	Normal Voltage	0.0004	
-10	Normal Voltage	0.0008	
-20	Normal Voltage	0.0009	
-30	Normal Voltage	0.0010	
20	Maximum Voltage	0.0005	
20	Normal Voltage	0.0000	
20	Battery End Point	0.0002	



Test Conditions	Middle Channel	WCDMA Band IV (RMC 12.2Kbps)	Limit Note 2.
Temperature (°C)	Voltage (Volt)	Deviation (ppm)	Result
50	Normal Voltage	0.0007	PASS
40	Normal Voltage	0.0003	
30	Normal Voltage	0.0012	
20(Ref.)	Normal Voltage	0.0000	
10	Normal Voltage	0.0003	
0	Normal Voltage	0.0005	
-10	Normal Voltage	0.0009	
-20	Normal Voltage	0.0010	
-30	Normal Voltage	0.0010	
20	Maximum Voltage	0.0006	
20	Normal Voltage	0.0000	
20	Battery End Point	0.0002	

Note:

1. Normal Voltage = 3.91V. ; Battery End Point (BEP) = 3.5 V. ; Maximum Voltage =4.4 V
2. The frequency fundamental emissions stay within the authorized frequency block based on the frequency deviation measured is small.



Appendix B. Test Results of Radiated Test

Radiated Spurious Emission

Test Engineer :	Jia Kuang	Temperature :	22~25°C
		Relative Humidity :	48~52%

GSM850 (GSM)									
Channel	Frequency (MHz)	ERP (dBm)	Limit (dBm)	Over Limit (dB)	SPA Reading (dBm)	S.G. Power (dBm)	TX Cable loss (dB)	TX Antenna Gain (dBi)	Polarization (H/V)
Lowest	1648.4	-35.17	-13	-22.17	-41.29	-38.40	3.98	9.36	H
	2472.6	-44.18	-13	-31.18	-54.42	-47.73	4.85	10.55	H
	3296.8	-51.18	-13	-38.18	-63.40	-56.11	5.50	12.58	H
	1648.4	-39.63	-13	-26.63	-45.64	-42.86	3.98	9.36	V
	2472.6	-48.74	-13	-35.74	-59.34	-52.29	4.85	10.55	V
	3296.8	-56.23	-13	-43.23	-68.91	-61.16	5.50	12.58	V
Middle	1672.8	-31.71	-13	-18.71	-37.79	-34.96	4.00	9.40	H
	2509.2	-47.22	-13	-34.22	-57.37	-50.79	4.88	10.60	H
	3345.6	-54.68	-13	-41.68	-66.51	-59.61	5.52	12.60	H
	1672.8	-39.37	-13	-26.37	-45.17	-42.62	4.00	9.40	V
	2509.2	-48.45	-13	-35.45	-58.93	-52.02	4.88	10.60	V
	3345.6	-59.86	-13	-46.86	-72.07	-64.79	5.52	12.60	V
Highest	1697.6	-34.84	-13	-21.84	-41.05	-38.01	4.10	9.42	H
	2546.4	-51.59	-13	-38.59	-61.78	-55.17	4.90	10.63	H
	3395.2	-55.25	-13	-42.25	-67.05	-60.17	5.55	12.62	H
	1697.6	-45.18	-13	-32.18	-51.16	-48.35	4.10	9.42	V
	2546.4	-52.70	-13	-39.70	-63.23	-56.28	4.90	10.63	V
	3395.2	-62.80	-13	-49.80	-75.16	-67.72	5.55	12.62	V

Remark: Spurious emissions within 30-1000MHz were found more than 20dB below limit line.



GSM850 (EDGE 1 Tx slots)									
Channel	Frequency (MHz)	ERP (dBm)	Limit (dBm)	Over Limit (dB)	SPA Reading (dBm)	S.G. Power (dBm)	TX Cable loss (dB)	TX Antenna Gain (dBi)	Polarization (H/V)
Lowest	1648.4	-36.23	-13	-23.23	-42.35	-39.46	3.98	9.36	H
	2472.6	-53.25	-13	-40.25	-63.49	-56.80	4.85	10.55	H
	3296.8	-55.89	-13	-42.89	-68.11	-60.82	5.50	12.58	H
	1648.4	-34.49	-13	-21.49	-40.50	-37.72	3.98	9.36	V
	2472.6	-47.56	-13	-34.56	-58.16	-51.11	4.85	10.55	V
	3296.8	-54.17	-13	-41.17	-66.85	-59.10	5.50	12.58	V
Middle	1672.8	-33.12	-13	-20.12	-39.20	-36.37	4.00	9.40	H
	2509.2	-50.23	-13	-37.23	-60.38	-53.80	4.88	10.60	H
	3345.6	-57.50	-13	-44.50	-69.33	-62.43	5.52	12.60	H
	1672.8	-35.06	-13	-22.06	-40.86	-38.31	4.00	9.40	V
	2509.2	-47.98	-13	-34.98	-58.46	-51.55	4.88	10.60	V
	3345.6	-59.23	-13	-46.23	-71.44	-64.16	5.52	12.60	V
Highest	1697.6	-35.52	-13	-22.52	-41.73	-38.69	4.10	9.42	H
	2546.4	-47.49	-13	-34.49	-57.68	-51.07	4.90	10.63	H
	3395.2	-57.02	-13	-44.02	-68.82	-61.94	5.55	12.62	H
	1697.6	-39.73	-13	-26.73	-45.71	-42.90	4.10	9.42	V
	2546.4	-47.94	-13	-34.94	-58.47	-51.52	4.90	10.63	V
	3395.2	-59.07	-13	-46.07	-71.43	-63.99	5.55	12.62	V

Remark: Spurious emissions within 30-1000MHz were found more than 20dB below limit line.

GSM1900 (GSM)									
Channel	Frequency (MHz)	EIRP (dBm)	Limit (dBm)	Over Limit (dB)	SPA Reading (dBm)	S.G. Power (dBm)	TX Cable loss (dB)	TX Antenna Gain (dBi)	Polarization (H/V)
Lowest	3700.4	-62.20	-13	-49.20	-76.54	-68.96	5.82	12.58	H
	5550.6	-62.38	-13	-49.38	-79.01	-68.10	7.28	13.00	H
	7400.8	-56.19	-13	-43.19	-78.85	-59.35	8.32	11.48	H
	3700.4	-61.64	-13	-48.64	-76.27	-68.40	5.82	12.58	V
	5550.6	-61.99	-13	-48.99	-78.67	-67.71	7.28	13.00	V
	7400.8	-56.04	-13	-43.04	-78.75	-59.20	8.32	11.48	V
Middle	3760	-61.63	-13	-48.63	-76.08	-68.38	5.85	12.60	H
	5640	-61.92	-13	-48.92	-78.80	-67.72	7.30	13.10	H
	7520	-56.55	-13	-43.55	-78.85	-59.70	8.35	11.50	H
	3760	-61.42	-13	-48.42	-76.05	-68.17	5.85	12.60	V
	5640	-62.09	-13	-49.09	-78.86	-67.89	7.30	13.10	V
	7520	-56.75	-13	-43.75	-78.93	-59.90	8.35	11.50	V
Highest	3819.6	-61.84	-13	-48.84	-76.45	-68.58	5.88	12.62	H
	5729.4	-61.51	-13	-48.51	-78.72	-67.32	7.32	13.13	H
	7639.2	-56.11	-13	-43.11	-78.34	-59.27	8.38	11.54	H
	3819.6	-62.21	-13	-49.21	-76.9	-68.95	5.88	12.62	V
	5729.4	-61.33	-13	-48.33	-78.65	-67.14	7.32	13.13	V
	7639.2	-56.02	-13	-43.02	-78.08	-59.18	8.38	11.54	V

Remark: Spurious emissions within 30-1000MHz were found more than 20dB below limit line.



GSM1900 (EDGE 1 Tx slots)									
Channel	Frequency (MHz)	EIRP (dBm)	Limit (dBm)	Over Limit (dB)	SPA Reading (dBm)	S.G. Power (dBm)	TX Cable loss (dB)	TX Antenna Gain (dBi)	Polarization (H/V)
Lowest	3700.4	-61.92	-13	-48.92	-76.26	-68.68	5.82	12.58	H
	5550.6	-62.24	-13	-49.24	-78.87	-67.96	7.28	13.00	H
	7400.8	-56.32	-13	-43.32	-78.98	-59.48	8.32	11.48	H
	3700.4	-62.04	-13	-49.04	-76.67	-68.80	5.82	12.58	V
	5550.6	-61.79	-13	-48.79	-78.47	-67.51	7.28	13.00	V
	7400.8	-55.99	-13	-42.99	-78.7	-59.15	8.32	11.48	V
Middle	3760	-60.68	-13	-47.68	-75.13	-67.43	5.85	12.60	H
	5640	-61.87	-13	-48.87	-78.75	-67.67	7.30	13.10	H
	7520	-56.72	-13	-43.72	-79.02	-59.87	8.35	11.50	H
	3760	-62.21	-13	-49.21	-76.84	-68.96	5.85	12.60	V
	5640	-62.03	-13	-49.03	-78.8	-67.83	7.30	13.10	V
	7520	-56.80	-13	-43.80	-78.98	-59.95	8.35	11.50	V
Highest	3819.6	-60.04	-13	-47.04	-74.65	-66.78	5.88	12.62	H
	5729.4	-61.45	-13	-48.45	-78.66	-67.26	7.32	13.13	H
	7639.2	-56.23	-13	-43.23	-78.46	-59.39	8.38	11.54	H
	3819.6	-59.56	-13	-46.56	-74.25	-66.30	5.88	12.62	V
	5729.4	-61.30	-13	-48.30	-78.62	-67.11	7.32	13.13	V
	7639.2	-56.36	-13	-43.36	-78.42	-59.52	8.38	11.54	V

Remark: Spurious emissions within 30-1000MHz were found more than 20dB below limit line.

WCDMA Band V(RMC 12.2Kbps)									
Channel	Frequency (MHz)	ERP (dBm)	Limit (dBm)	Over Limit (dB)	SPA Reading (dBm)	S.G. Power (dBm)	TX Cable loss (dB)	TX Antenna Gain (dBi)	Polarization (H/V)
Lowest	1652.8	-66.94	-13	-53.94	-73.04	-70.17	3.98	9.36	H
	2479.2	-64.35	-13	-51.35	-74.57	-67.90	4.85	10.55	H
	3305.6	-63.70	-13	-50.70	-75.85	-68.63	5.50	12.58	H
	1652.8	-66.25	-13	-53.25	-72.22	-69.48	3.98	9.36	V
	2479.2	-64.11	-13	-51.11	-74.68	-67.66	4.85	10.55	V
	3305.6	-63.13	-13	-50.13	-75.73	-68.06	5.50	12.58	V
Middle	1672.8	-66.83	-13	-53.83	-72.91	-70.08	4.00	9.40	H
	2509.2	-64.91	-13	-51.91	-75.06	-68.48	4.88	10.60	H
	3345.6	-64.18	-13	-51.18	-76.01	-69.11	5.52	12.60	H
	1672.8	-66.81	-13	-53.81	-72.61	-70.06	4.00	9.40	V
	2509.2	-64.47	-13	-51.47	-74.95	-68.04	4.88	10.60	V
	3345.6	-63.80	-13	-50.80	-76.01	-68.73	5.52	12.60	V
Highest	1693.2	-67.26	-13	-54.26	-73.45	-70.43	4.10	9.42	H
	2539.8	-64.47	-13	-51.47	-74.65	-68.05	4.90	10.63	H
	3386.4	-64.16	-13	-51.16	-75.97	-69.08	5.55	12.62	H
	1693.2	-67.40	-13	-54.40	-73.36	-70.57	4.10	9.42	V
	2539.8	-64.04	-13	-51.04	-74.56	-67.62	4.90	10.63	V
	3386.4	-64.09	-13	-51.09	-76.42	-69.01	5.55	12.62	V

Remark: Spurious emissions within 30-1000MHz were found more than 20dB below limit line.



WCDMA Band II(RMC 12.2Kbps)									
Channel	Frequency (MHz)	EIRP (dBm)	Limit (dBm)	Over Limit (dB)	SPA Reading (dBm)	S.G. Power (dBm)	TX Cable loss (dB)	TX Antenna Gain (dBi)	Polarization (H/V)
Lowest	3704.8	-62.40	-13	-49.40	-76.74	-69.16	5.82	12.58	H
	5557.2	-62.37	-13	-49.37	-79.03	-68.09	7.28	13.00	H
	7409.6	-55.80	-13	-42.80	-78.42	-58.96	8.32	11.48	H
	3704.8	-61.91	-13	-48.91	-76.54	-68.67	5.82	12.58	V
	5557.2	-62.14	-13	-49.14	-78.83	-67.86	7.28	13.00	V
	7409.6	-56.13	-13	-43.13	-78.79	-59.29	8.32	11.48	V
Middle	3760	-62.22	-13	-49.22	-76.67	-68.97	5.85	12.60	H
	5640	-61.79	-13	-48.79	-78.67	-67.59	7.30	13.10	H
	7520	-56.65	-13	-43.65	-78.95	-59.80	8.35	11.50	H
	3760	-62.14	-13	-49.14	-76.77	-68.89	5.85	12.60	V
	5640	-62.15	-13	-49.15	-78.92	-67.95	7.30	13.10	V
	7520	-56.90	-13	-43.90	-79.08	-60.05	8.35	11.50	V
Highest	3815.2	-62.39	-13	-49.39	-76.98	-69.13	5.88	12.62	H
	5722.8	-61.37	-13	-48.37	-78.56	-67.18	7.32	13.13	H
	7630.4	-56.81	-13	-43.81	-79.01	-59.97	8.38	11.54	H
	3815.2	-62.31	-13	-49.31	-76.99	-69.05	5.88	12.62	V
	5722.8	-61.09	-13	-48.09	-78.37	-66.90	7.32	13.13	V
	7630.4	-56.57	-13	-43.57	-78.58	-59.73	8.38	11.54	V

Remark: Spurious emissions within 30-1000MHz were found more than 20dB below limit line.

WCDMA Band IV(RMC 12.2Kbps)									
Channel	Frequency (MHz)	EIRP (dBm)	Limit (dBm)	Over Limit (dB)	SPA Reading (dBm)	S.G. Power (dBm)	TX Cable loss (dB)	TX Antenna Gain (dBi)	Polarization (H/V)
Lowest	3424.8	-64.40	-13	-51.40	-76.48	-71.28	5.60	12.48	H
	5137.2	-61.17	-13	-48.17	-78.51	-66.85	7.10	12.78	H
	6849.6	-58.97	-13	-45.97	-79.12	-62.36	8.38	11.77	H
	3424.8	-63.82	-13	-50.82	-76.46	-70.70	5.60	12.48	V
	5137.2	-61.13	-13	-48.13	-78.41	-66.81	7.10	12.78	V
	6849.6	-59.10	-13	-46.10	-79.02	-62.49	8.38	11.77	V
Middle	3465.2	-63.31	-13	-50.31	-75.85	-70.16	5.65	12.50	H
	5197.8	-61.31	-13	-48.31	-78.55	-66.98	7.13	12.80	H
	6930.4	-58.38	-13	-45.38	-78.91	-61.78	8.40	11.80	H
	3465.2	-63.04	-13	-50.04	-76.12	-69.89	5.65	12.50	V
	5197.8	-61.15	-13	-48.15	-78.34	-66.82	7.13	12.80	V
	6930.4	-58.52	-13	-45.52	-79.06	-61.92	8.40	11.80	V
Highest	3505.2	-63.24	-13	-50.24	-76.25	-70.08	5.68	12.52	H
	5257.8	-62.03	-13	-49.03	-78.57	-67.70	7.15	12.82	H
	7010.4	-57.74	-13	-44.74	-78.66	-61.17	8.42	11.85	H
	3505.2	-62.85	-13	-49.85	-76.4	-69.69	5.68	12.52	V
	5257.8	-61.86	-13	-48.86	-78.36	-67.53	7.15	12.82	V
	7010.4	-57.66	-13	-44.66	-78.78	-61.09	8.42	11.85	V

Remark: Spurious emissions within 30-1000MHz were found more than 20dB below limit line.