

01_HAC T-Coil_GSM850_Voice_Ch189_Z

Communication System: UID 0, Generic GSM (0); Frequency: 836.4 MHz; Duty Cycle: 1:8.3
Medium: Air Medium parameters used: $\sigma = 0$ S/m, $\epsilon_r = 1$; $\rho = 0$ kg/m³
Ambient Temperature : 23.4 °C

DASY5 Configuration:

- Probe: AM1DV3 - 3106; ; Calibrated: 2022/12/13
- Sensor-Surface: 0mm (Fix Surface)
- Electronics: DAE4 Sn1386; Calibrated: 2023/7/17
- Phantom: HAC Test Arch with AMCC; Type: SD HAC P01 BA;
- Measurement SW: DASY52, Version 52.10 (3); SEMCAD X Version 14.6.13 (7474)


Ch189/z (axial) 4.2mm 50 x 50/ABM Interpolated SNR(x,y,z) (121x121x1):

Interpolated grid: dx=1.000 mm, dy=1.000 mm

ABM1/ABM2 = 23.72 dB

ABM1 comp = -0.73 dBA/m

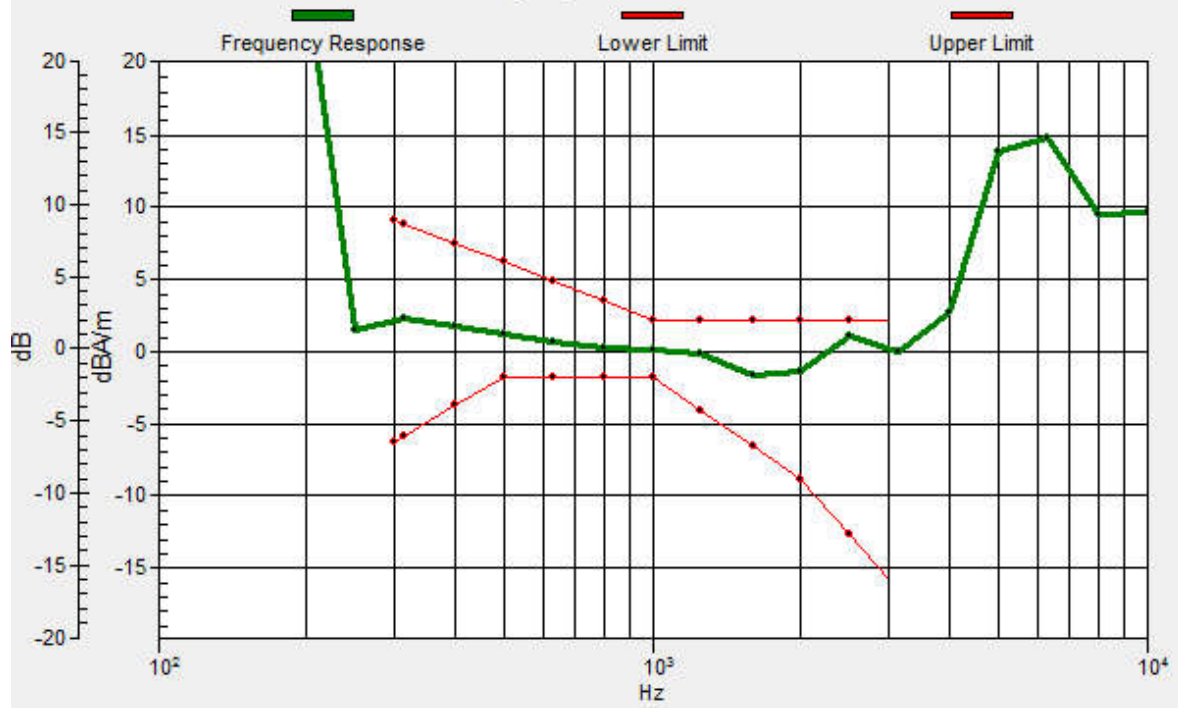
Location: 4.2, -8.8, 3.7 mm



0 dB = 15.35 = 23.72 dB

Ch189/z (axial) wideband at best S/N/ABM Freq Resp(x,y,z,f)

Loc: 4.2, -8.9, 3.7 mm Diff: 1.06dB



01_HAC T-Coil_GSM850_Voice_Ch189_Y

Communication System: UID 0, Generic GSM (0); Frequency: 836.4 MHz; Duty Cycle: 1:8.3
Medium: Air Medium parameters used: $\sigma = 0$ S/m, $\epsilon_r = 1$; $\rho = 0$ kg/m³
Ambient Temperature : 23.4 °C

DASY5 Configuration:

- Probe: AM1DV3 - 3106; ; Calibrated: 2022/12/13
- Sensor-Surface: 0mm (Fix Surface)
- Electronics: DAE4 Sn1386; Calibrated: 2023/7/17
- Phantom: HAC Test Arch with AMCC; Type: SD HAC P01 BA;
- Measurement SW: DASY52, Version 52.10 (3); SEMCAD X Version 14.6.13 (7474)


Ch189/y (transversal) 4.2mm 50 x 50/ABM Interpolated SNR(x,y,z) (121x121x1):

Interpolated grid: dx=1.000 mm, dy=1.000 mm

ABM1/ABM2 = 34.61 dB

ABM1 comp = -10.62 dBA/m

Location: 0.4, -14.6, 3.7 mm



0 dB = 53.80 = 34.61 dB

1_1_HAC T-Coil_GSM850_Voice_Ch189_Z

Communication System: UID 0, Generic GSM (0); Frequency: 836.4 MHz; Duty Cycle: 1:8.30042
Medium: Air Medium parameters used: $\sigma = 0$ S/m, $\epsilon_r = 1$; $\rho = 0$ kg/m³
Ambient Temperature : 23.4 °C

DASY5 Configuration:

- Probe: AM1DV3 - 3106; ; Calibrated: 2022/12/13
- Sensor-Surface: 0mm (Fix Surface)
- Electronics: DAE4 Sn1386; Calibrated: 2023/7/17
- Phantom: HAC Test Arch with AMCC; Type: SD HAC P01 BA;
- Measurement SW: DASY52, Version 52.10 (3); SEMCAD X Version 14.6.13 (7474)


Ch189/z (axial) 4.2mm 50 x 50/ABM Interpolated SNR(x,y,z) (121x121x1):

Interpolated grid: dx=1.000 mm, dy=1.000 mm

ABM1/ABM2 = 23.57 dB

ABM1 comp = 0.24 dBA/m

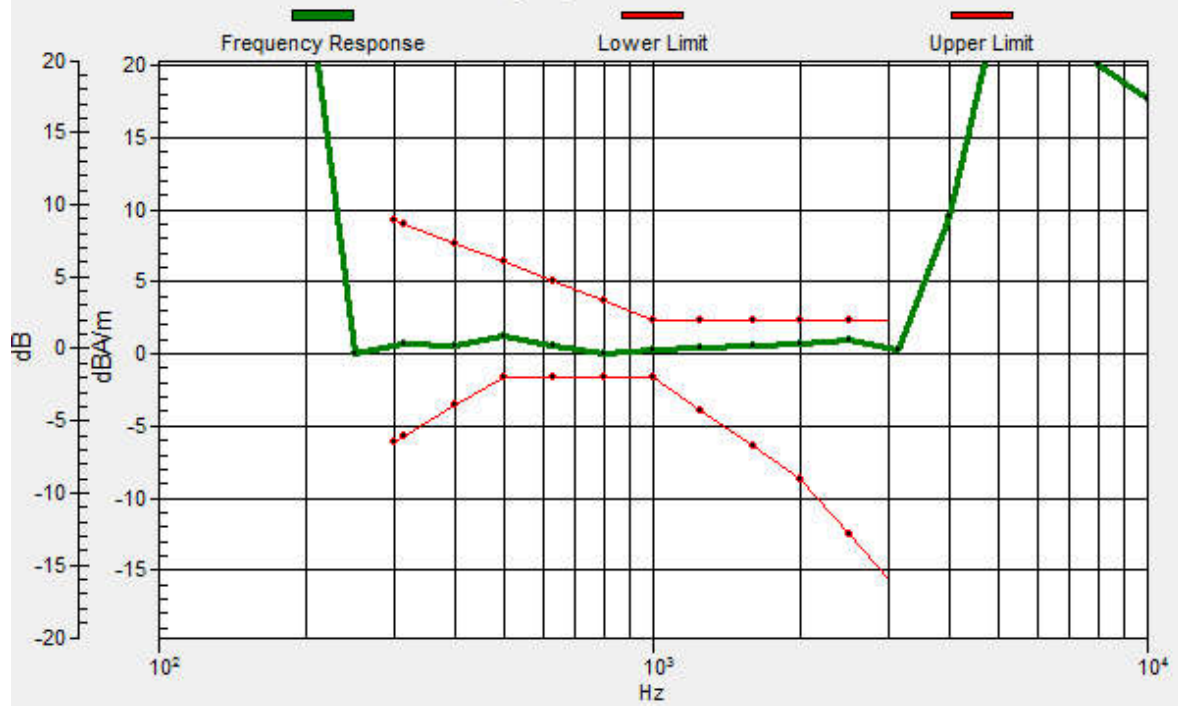
Location: 7.1, -9.6, 3.7 mm



0 dB = 15.09 = 23.57 dB

Ch189/z (axial) wideband at best S/N/ABM Freq Resp(x,y,z,f)

Loc: 7.1, -9.5, 3.7 mm Diff: 1.36dB



1_1_HAC T-Coil_GSM850_Voice_Ch189_Y

Communication System: UID 0, Generic GSM (0); Frequency: 836.4 MHz; Duty Cycle: 1:8.30042
Medium: Air Medium parameters used: $\sigma = 0$ S/m, $\epsilon_r = 1$; $\rho = 0$ kg/m³
Ambient Temperature : 23.4 °C

DASY5 Configuration:

- Probe: AM1DV3 - 3106; ; Calibrated: 2022/12/13
- Sensor-Surface: 0mm (Fix Surface)
- Electronics: DAE4 Sn1386; Calibrated: 2023/7/17
- Phantom: HAC Test Arch with AMCC; Type: SD HAC P01 BA;
- Measurement SW: DASY52, Version 52.10 (3); SEMCAD X Version 14.6.13 (7474)


Ch189/y (transversal) 4.2mm 50 x 50/ABM Interpolated SNR(x,y,z) (121x121x1):

Interpolated grid: dx=1.000 mm, dy=1.000 mm

ABM1/ABM2 = 35.23 dB

ABM1 comp = -10.43 dBA/m

Location: 0.4, -16.7, 3.7 mm



0 dB = 57.74 = 35.23 dB

02_HAC T-Coil_GSM1900_Voice_Ch661_Z

Communication System: UID 0, Generic GSM (0); Frequency: 1880 MHz; Duty Cycle: 1:8.3
Medium: Air Medium parameters used: $\sigma = 0$ S/m, $\epsilon_r = 1$; $\rho = 0$ kg/m³
Ambient Temperature : 23.4 °C

DASY5 Configuration:

- Probe: AM1DV3 - 3106; ; Calibrated: 2022/12/13
- Sensor-Surface: 0mm (Fix Surface)
- Electronics: DAE4 Sn1386; Calibrated: 2023/7/17
- Phantom: HAC Test Arch with AMCC; Type: SD HAC P01 BA;
- Measurement SW: DASY52, Version 52.10 (3); SEMCAD X Version 14.6.13 (7474)


Ch661/z (axial) 4.2mm 50 x 50/ABM Interpolated SNR(x,y,z) (121x121x1):

Interpolated grid: dx=1.000 mm, dy=1.000 mm

ABM1/ABM2 = 30.14 dB

ABM1 comp = -0.61 dBA/m

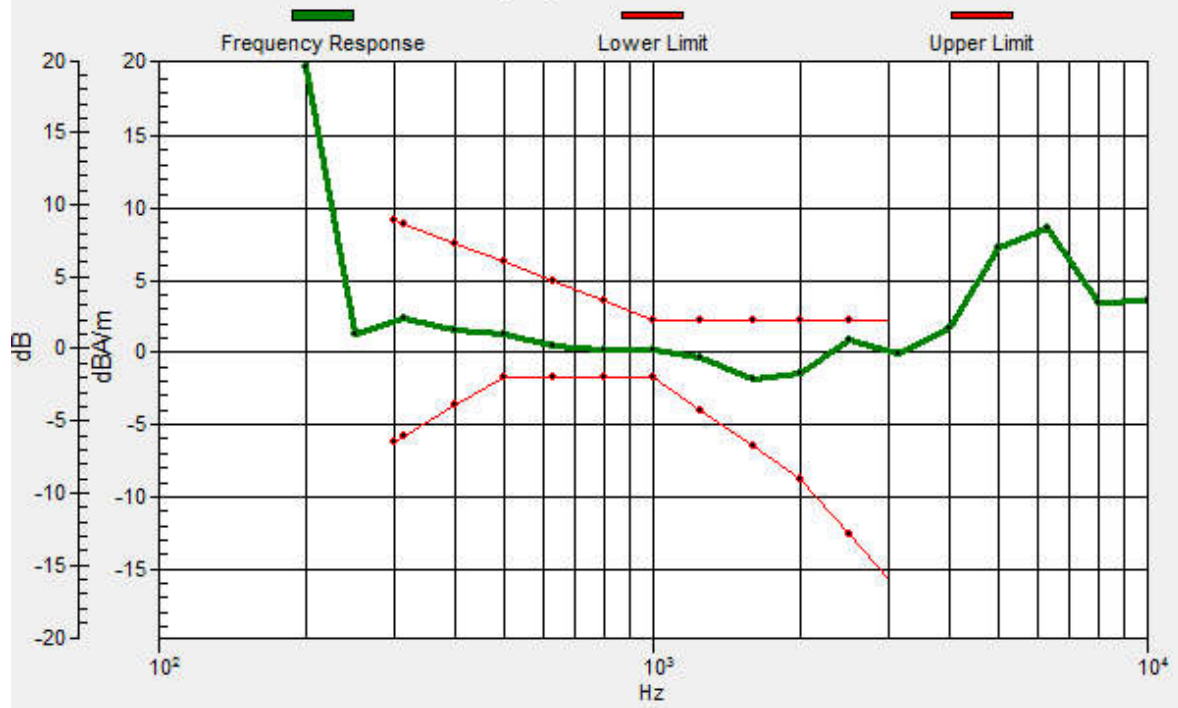
Location: 3.8, -8.8, 3.7 mm



0 dB = 32.13 = 30.14 dB

Ch661/z (axial) wideband at best S/N/ABM Freq Resp(x,y,z,f)

Loc: 4, -8.8, 3.7 mm Diff: 1.34dB



02_HAC T-Coil_GSM1900_Voice_Ch661_Y

Communication System: UID 0, Generic GSM (0); Frequency: 1880 MHz; Duty Cycle: 1:8.3
Medium: Air Medium parameters used: $\sigma = 0$ S/m, $\epsilon_r = 1$; $\rho = 0$ kg/m³
Ambient Temperature : 23.4 °C

DASY5 Configuration:

- Probe: AM1DV3 - 3106; ; Calibrated: 2022/12/13
- Sensor-Surface: 0mm (Fix Surface)
- Electronics: DAE4 Sn1386; Calibrated: 2023/7/17
- Phantom: HAC Test Arch with AMCC; Type: SD HAC P01 BA;
- Measurement SW: DASY52, Version 52.10 (3); SEMCAD X Version 14.6.13 (7474)


Ch661/y (transversal) 4.2mm 50 x 50/ABM Interpolated SNR(x,y,z) (121x121x1):

Interpolated grid: dx=1.000 mm, dy=1.000 mm

ABM1/ABM2 = 38.89 dB

ABM1 comp = -9.75 dBA/m

Location: 0.4, -16.3, 3.7 mm



0 dB = 88.01 = 38.89 dB

03_HAC T-Coil_WCDMA V_Voice_Ch4182_Z

Communication System: UID 0, UMTS (0); Frequency: 836.4 MHz; Duty Cycle: 1:1
Medium: Air Medium parameters used: $\sigma = 0$ S/m, $\epsilon_r = 1$; $\rho = 0$ kg/m³
Ambient Temperature : 23.4 °C

DASY5 Configuration:

- Probe: AM1DV3 - 3106; ; Calibrated: 2022/12/13
- Sensor-Surface: 0mm (Fix Surface)
- Electronics: DAE4 Sn1386; Calibrated: 2023/7/17
- Phantom: HAC Test Arch with AMCC; Type: SD HAC P01 BA;
- Measurement SW: DASY52, Version 52.10 (3); SEMCAD X Version 14.6.13 (7474)


Ch4182/z (axial) 4.2mm 50 x 50/ABM Interpolated SNR(x,y,z) (121x121x1):

Interpolated grid: dx=1.000 mm, dy=1.000 mm

ABM1/ABM2 = 41.14 dB

ABM1 comp = -6.72 dBA/m

Location: 4.6, -8.8, 3.7 mm



0 dB = 114.0 = 41.14 dB

Ch4182/z (axial) wideband at best S/N/ABM Freq Resp(x,y,z,f)

Loc: 4.4, -8.9, 3.7 mm Diff: 1.35dB



03_HAC T-Coil_WCDMA V_Voice_Ch4182_Y

Communication System: UID 0, UMTS (0); Frequency: 836.4 MHz; Duty Cycle: 1:1

Medium: Air Medium parameters used: $\sigma = 0$ S/m, $\epsilon_r = 1$; $\rho = 0$ kg/m³

Ambient Temperature : 23.4 °C

DASY5 Configuration:

- Probe: AM1DV3 - 3106; ; Calibrated: 2022/12/13
- Sensor-Surface: 0mm (Fix Surface)
- Electronics: DAE4 Sn1386; Calibrated: 2023/7/17
- Phantom: HAC Test Arch with AMCC; Type: SD HAC P01 BA;
- Measurement SW: DASY52, Version 52.10 (3); SEMCAD X Version 14.6.13 (7474)


Ch4182/y (transversal) 4.2mm 50 x 50/ABM Interpolated SNR(x,y,z) (121x121x1):

Interpolated grid: dx=1.000 mm, dy=1.000 mm

ABM1/ABM2 = 36.02 dB

ABM1 comp = -14.88 dBA/m

Location: 4.6, -17.1, 3.7 mm



0 dB = 63.23 = 36.02 dB

04_HAC T-Coil_WCDMA IV_Voice_Ch1413_Z

Communication System: UID 0, UMTS (0); Frequency: 1732.6 MHz; Duty Cycle: 1:1
Medium: Air Medium parameters used: $\sigma = 0$ S/m, $\epsilon_r = 1$; $\rho = 0$ kg/m³
Ambient Temperature : 23.4 °C

DASY5 Configuration:

- Probe: AM1DV3 - 3106; ; Calibrated: 2022/12/13
- Sensor-Surface: 0mm (Fix Surface)
- Electronics: DAE4 Sn1386; Calibrated: 2023/7/17
- Phantom: HAC Test Arch with AMCC; Type: SD HAC P01 BA;
- Measurement SW: DASY52, Version 52.10 (3); SEMCAD X Version 14.6.13 (7474)


Ch1413/z (axial) 4.2mm 50 x 50/ABM Interpolated SNR(x,y,z) (121x121x1):

Interpolated grid: dx=1.000 mm, dy=1.000 mm

ABM1/ABM2 = 41.77 dB

ABM1 comp = -5.42 dBA/m

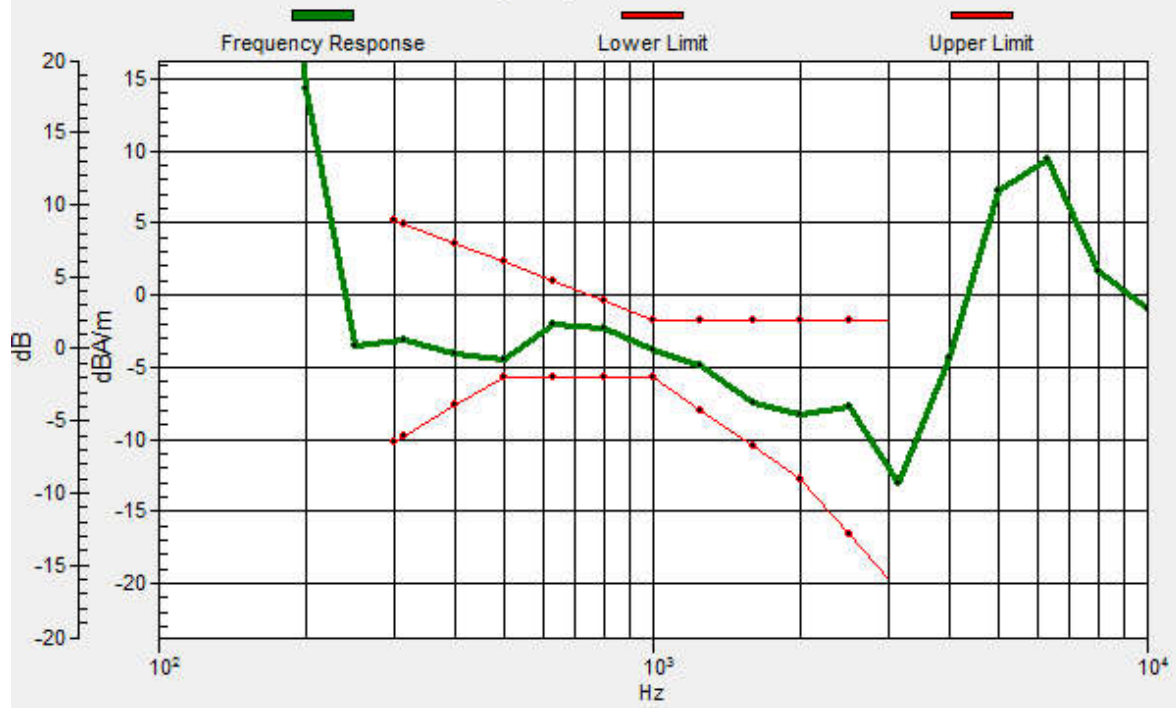
Location: 7.9, -12.5, 3.7 mm



0 dB = 122.7 = 41.78 dB

Ch1413/z (axial) wideband at best S/N/ABM Freq Resp(x,y,z,f)

Loc: 7.9, -12.5, 3.7 mm Diff: 1.21dB



04_HAC T-Coil_WCDMA IV_Voice_Ch1413_Y

Communication System: UID 0, UMTS (0); Frequency: 1732.6 MHz; Duty Cycle: 1:1
Medium: Air Medium parameters used: $\sigma = 0$ S/m, $\epsilon_r = 1$; $\rho = 0$ kg/m³
Ambient Temperature : 23.4 °C

DASY5 Configuration:

- Probe: AM1DV3 - 3106; ; Calibrated: 2022/12/13
- Sensor-Surface: 0mm (Fix Surface)
- Electronics: DAE4 Sn1386; Calibrated: 2023/7/17
- Phantom: HAC Test Arch with AMCC; Type: SD HAC P01 BA;
- Measurement SW: DASY52, Version 52.10 (3); SEMCAD X Version 14.6.13 (7474)


Ch1413/y (transversal) 4.2mm 50 x 50/ABM Interpolated SNR(x,y,z) (121x121x1):

Interpolated grid: dx=1.000 mm, dy=1.000 mm

ABM1/ABM2 = 36.36 dB

ABM1 comp = -14.92 dBA/m

Location: 4.2, -17.1, 3.7 mm



0 dB = 65.79 = 36.36 dB

05_HAC T-Coil_WCDMA II_Voice_Ch9400_Z


Communication System: UID 0, UMTS (0); Frequency: 1880 MHz;Duty Cycle: 1:1
Medium: Air Medium parameters used: $\sigma = 0$ S/m, $\epsilon_r = 1$; $\rho = 0$ kg/m³
Ambient Temperature : 23.4 °C

DASY5 Configuration:

- Probe: AM1DV3 - 3106; ; Calibrated: 2022/12/13
- Sensor-Surface: 0mm (Fix Surface)
- Electronics: DAE4 Sn1386; Calibrated: 2023/7/17
- Phantom: HAC Test Arch with AMCC; Type: SD HAC P01 BA;
- Measurement SW: DASY52, Version 52.10 (3); SEMCAD X Version 14.6.13 (7474)

Ch9400/z (axial) 4.2mm 50 x 50/ABM Interpolated SNR(x,y,z) (121x121x1):

Interpolated grid: dx=1.000 mm, dy=1.000 mm
ABM1/ABM2 = 43.24 dB
ABM1 comp = -6.60 dBA/m
Location: 4.2, -9.2, 3.7 mm



0 dB = 145.2 = 43.24 dB

Ch9400/z (axial) wideband at best S/N/ABM Freq Resp(x,y,z,f)

Loc: 4.3, -9.2, 3.7 mm Diff: 1.53dB



05_HAC T-Coil_WCDMA II_Voice_Ch9400_Y

Communication System: UID 0, UMTS (0); Frequency: 1880 MHz; Duty Cycle: 1:1
Medium: Air Medium parameters used: $\sigma = 0$ S/m, $\epsilon_r = 1$; $\rho = 0$ kg/m³
Ambient Temperature : 23.4 °C

DASY5 Configuration:

- Probe: AM1DV3 - 3106; ; Calibrated: 2022/12/13
- Sensor-Surface: 0mm (Fix Surface)
- Electronics: DAE4 Sn1386; Calibrated: 2023/7/17
- Phantom: HAC Test Arch with AMCC; Type: SD HAC P01 BA;
- Measurement SW: DASY52, Version 52.10 (3); SEMCAD X Version 14.6.13 (7474)


Ch9400/y (transversal) 4.2mm 50 x 50/ABM Interpolated SNR(x,y,z) (121x121x1):

Interpolated grid: dx=1.000 mm, dy=1.000 mm

ABM1/ABM2 = 34.43 dB

ABM1 comp = -13.65 dBA/m

Location: 7.9, -17.9, 3.7 mm



0 dB = 52.65 = 34.43 dB

06_HAC T-Coil_LTE Band 7_20M_QPSK_1RB_0Offset_Ch21100_Z

Communication System: UID 0, LTE (0); Frequency: 2535 MHz;Duty Cycle: 1:1

Medium: Air Medium parameters used: $\sigma = 0$ S/m, $\epsilon_r = 1$; $\rho = 0$ kg/m³

Ambient Temperature : 23.4 °C

DASY5 Configuration:

- Probe: AM1DV3 - 3106; ; Calibrated: 2022/12/13
- Sensor-Surface: 0mm (Fix Surface)
- Electronics: DAE4 Sn1386; Calibrated: 2023/7/17
- Phantom: HAC Test Arch with AMCC; Type: SD HAC P01 BA;
- Measurement SW: DASY52, Version 52.10 (3); SEMCAD X Version 14.6.13 (7474)


Ch21100/z (axial) 4.2mm 50 x 50/ABM Interpolated SNR(x,y,z) (121x121x1):

Interpolated grid: dx=1.000 mm, dy=1.000 mm

ABM1/ABM2 = 40.63 dB

ABM1 comp = -6.92 dBA/m

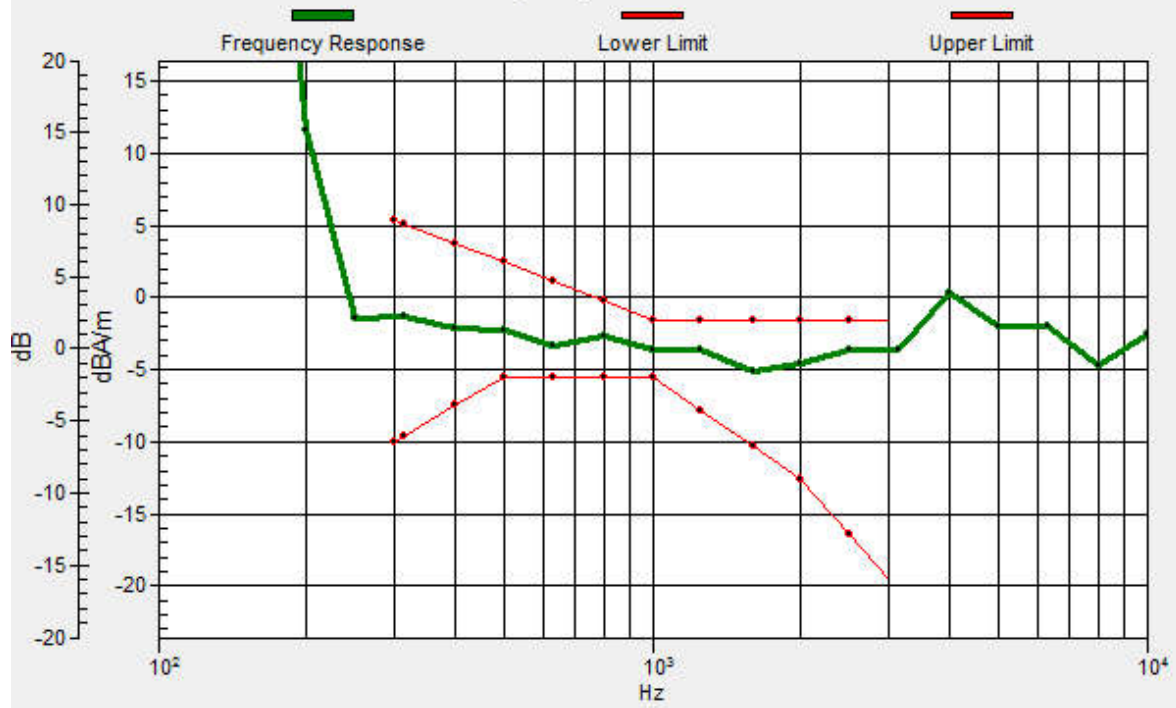
Location: 3.3, -10.8, 3.7 mm



0 dB = 107.5 = 40.63 dB

Ch21100/z (axial) wideband at best S/N/ABM Freq Resp(x,y,z,f)

Loc: 3.5, -10.9, 3.7 mm Diff: 2dB



06_HAC T-Coil_LTE Band 7_20M_QPSK_1RB_0Offset_Ch21100_Y

Communication System: UID 0, LTE (0); Frequency: 2535 MHz; Duty Cycle: 1:1
Medium: Air Medium parameters used: $\sigma = 0$ S/m, $\epsilon_r = 1$; $\rho = 0$ kg/m³
Ambient Temperature : 23.4 °C

DASY5 Configuration:

- Probe: AM1DV3 - 3106; ; Calibrated: 2022/12/13
- Sensor-Surface: 0mm (Fix Surface)
- Electronics: DAE4 Sn1386; Calibrated: 2023/7/17
- Phantom: HAC Test Arch with AMCC; Type: SD HAC P01 BA;
- Measurement SW: DASY52, Version 52.10 (3); SEMCAD X Version 14.6.13 (7474)


Ch21100/y (transversal) 4.2mm 50 x 50/ABM Interpolated SNR(x,y,z) (121x121x1):

Interpolated grid: dx=1.000 mm, dy=1.000 mm

ABM1/ABM2 = 35.02 dB

ABM1 comp = -16.63 dBA/m

Location: 0, -18.8, 3.7 mm



0 dB = 56.37 = 35.02 dB

07_HAC T-Coil_LTE Band 12_10M_QPSK_1RB_0Offset_Ch23095_Z


Communication System: UID 0, LTE (0); Frequency: 707.5 MHz; Duty Cycle: 1:1
Medium: Air Medium parameters used: $\sigma = 0$ S/m, $\epsilon_r = 1$; $\rho = 0$ kg/m³
Ambient Temperature : 23.4 °C

DASY5 Configuration:

- Probe: AM1DV3 - 3106; ; Calibrated: 2022/12/13
- Sensor-Surface: 0mm (Fix Surface)
- Electronics: DAE4 Sn1386; Calibrated: 2023/7/17
- Phantom: HAC Test Arch with AMCC; Type: SD HAC P01 BA;
- Measurement SW: DASY52, Version 52.10 (3); SEMCAD X Version 14.6.13 (7474)

Ch23095/z (axial) 4.2mm 50 x 50/ABM Interpolated SNR(x,y,z) (121x121x1):

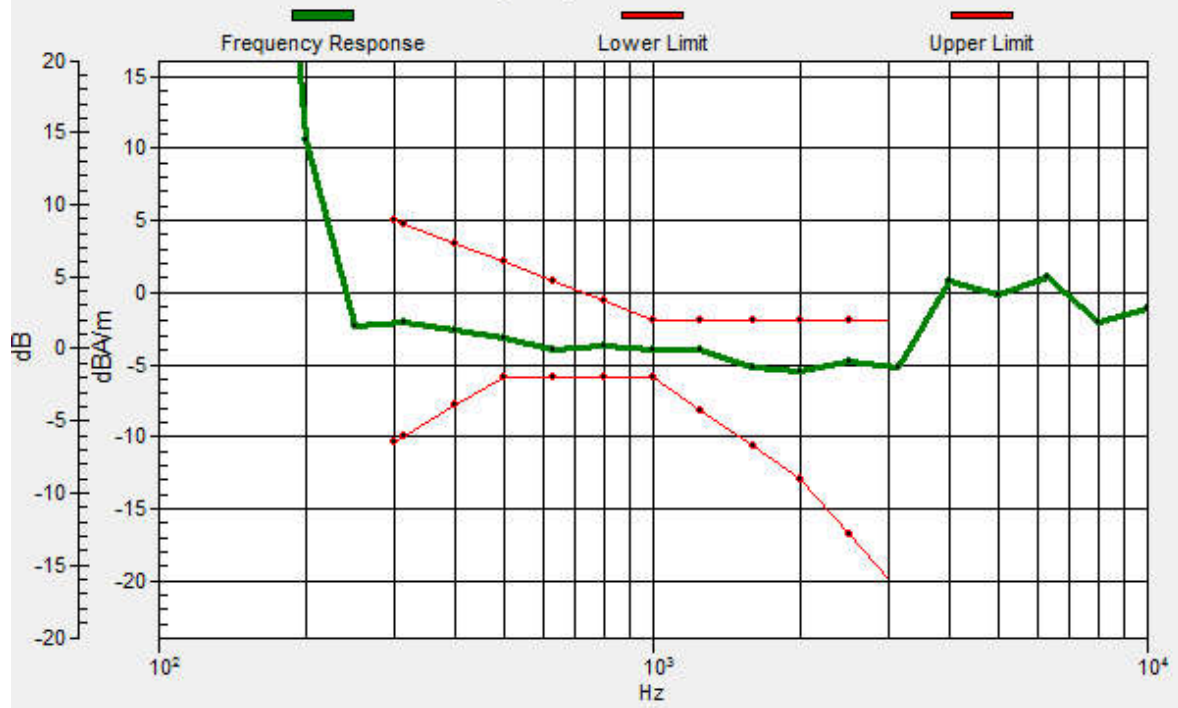
Interpolated grid: dx=1.000 mm, dy=1.000 mm
ABM1/ABM2 = 35.22 dB
ABM1 comp = -8.22 dBA/m
Location: 4.6, -11.7, 3.7 mm



0 dB = 57.68 = 35.22 dB

Ch23095/z (axial) wideband at best S/N/ABM Freq Resp(x,y,z,f)

Loc: 4.6, -11.7, 3.7 mm Diff: 1.89dB



07_HAC T-Coil_LTE Band 12_10M_QPSK_1RB_0Offset_Ch23095_Y

Communication System: UID 0, LTE (0); Frequency: 707.5 MHz;Duty Cycle: 1:1

Medium: Air Medium parameters used: $\sigma = 0$ S/m, $\epsilon_r = 1$; $\rho = 0$ kg/m³

Ambient Temperature : 23.4 °C

DASY5 Configuration:

- Probe: AM1DV3 - 3106; ; Calibrated: 2022/12/13
- Sensor-Surface: 0mm (Fix Surface)
- Electronics: DAE4 Sn1386; Calibrated: 2023/7/17
- Phantom: HAC Test Arch with AMCC; Type: SD HAC P01 BA;
- Measurement SW: DASY52, Version 52.10 (3); SEMCAD X Version 14.6.13 (7474)


Ch23095/y (transversal) 4.2mm 50 x 50/ABM Interpolated SNR(x,y,z) (121x121x1):

Interpolated grid: dx=1.000 mm, dy=1.000 mm

ABM1/ABM2 = 32.05 dB

ABM1 comp = -16.45 dBA/m

Location: 2.5, -20.8, 3.7 mm



0 dB = 40.05 = 32.05 dB

08_HAC T-Coil_LTE Band 13_10M_QPSK_1RB_0Offset_Ch23230_Z

Communication System: UID 0, LTE (0); Frequency: 782 MHz;Duty Cycle: 1:1

Medium: Air Medium parameters used: $\sigma = 0$ S/m, $\epsilon_r = 1$; $\rho = 0$ kg/m³

Ambient Temperature : 23.4 °C

DASY5 Configuration:

- Probe: AM1DV3 - 3106; ; Calibrated: 2022/12/13
- Sensor-Surface: 0mm (Fix Surface)
- Electronics: DAE4 Sn1386; Calibrated: 2023/7/17
- Phantom: HAC Test Arch with AMCC; Type: SD HAC P01 BA;
- Measurement SW: DASY52, Version 52.10 (3); SEMCAD X Version 14.6.13 (7474)


Ch23230/z (axial) 4.2mm 50 x 50/ABM Interpolated SNR(x,y,z) (121x121x1):

Interpolated grid: dx=1.000 mm, dy=1.000 mm

ABM1/ABM2 = 37.06 dB

ABM1 comp = -7.01 dBA/m

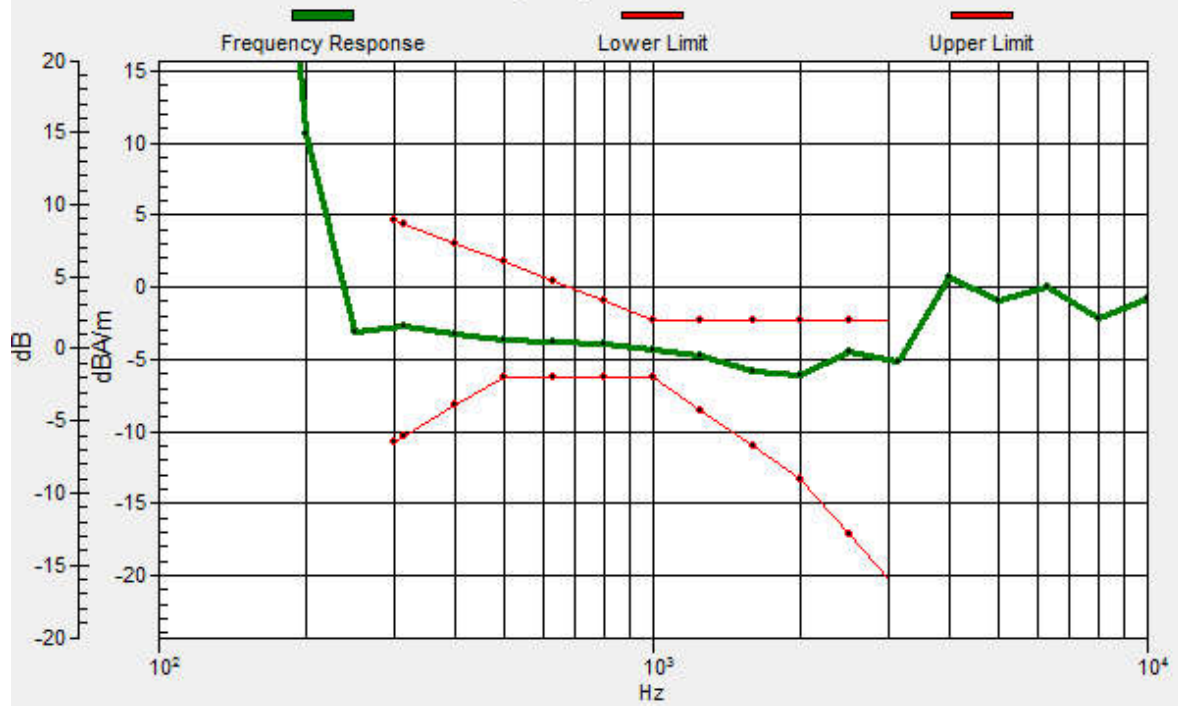
Location: 4.2, -11.7, 3.7 mm



0 dB = 71.27 = 37.06 dB

Ch23230/z (axial) wideband at best S/N/ABM Freq Resp(x,y,z,f)

Loc: 4.1, -11.5, 3.7 mm Diff: 2dB



08_HAC T-Coil_LTE Band 13_10M_QPSK_1RB_0Offset_Ch23230_Y

Communication System: UID 0, LTE (0); Frequency: 782 MHz;Duty Cycle: 1:1

Medium: Air Medium parameters used: $\sigma = 0$ S/m, $\epsilon_r = 1$; $\rho = 0$ kg/m³

Ambient Temperature : 23.4 °C

DASY5 Configuration:

- Probe: AM1DV3 - 3106; ; Calibrated: 2022/12/13
- Sensor-Surface: 0mm (Fix Surface)
- Electronics: DAE4 Sn1386; Calibrated: 2023/7/17
- Phantom: HAC Test Arch with AMCC; Type: SD HAC P01 BA;
- Measurement SW: DASY52, Version 52.10 (3); SEMCAD X Version 14.6.13 (7474)


Ch23230/y (transversal) 4.2mm 50 x 50/ABM Interpolated SNR(x,y,z) (121x121x1):

Interpolated grid: dx=1.000 mm, dy=1.000 mm

ABM1/ABM2 = 33.68 dB

ABM1 comp = -14.92 dBA/m

Location: 3.3, -20.8, 3.7 mm



0 dB = 48.29 = 33.68 dB

09_HAC T-Coil_LTE Band 25_20M_QPSK_1RB_0Offset_Ch26340_Z

Communication System: UID 0, LTE (0); Frequency: 1880 MHz; Duty Cycle: 1:1
Medium: Air Medium parameters used: $\sigma = 0$ S/m, $\epsilon_r = 1$; $\rho = 0$ kg/m³
Ambient Temperature : 23.4 °C

DASY5 Configuration:

- Probe: AM1DV3 - 3106; ; Calibrated: 2022/12/13
- Sensor-Surface: 0mm (Fix Surface)
- Electronics: DAE4 Sn1386; Calibrated: 2023/7/17
- Phantom: HAC Test Arch with AMCC; Type: SD HAC P01 BA;
- Measurement SW: DASY52, Version 52.10 (3); SEMCAD X Version 14.6.13 (7474)


Ch26340/z (axial) 4.2mm 50 x 50/ABM Interpolated SNR(x,y,z) (121x121x1):

Interpolated grid: dx=1.000 mm, dy=1.000 mm

ABM1/ABM2 = 36.07 dB

ABM1 comp = -7.31 dBA/m

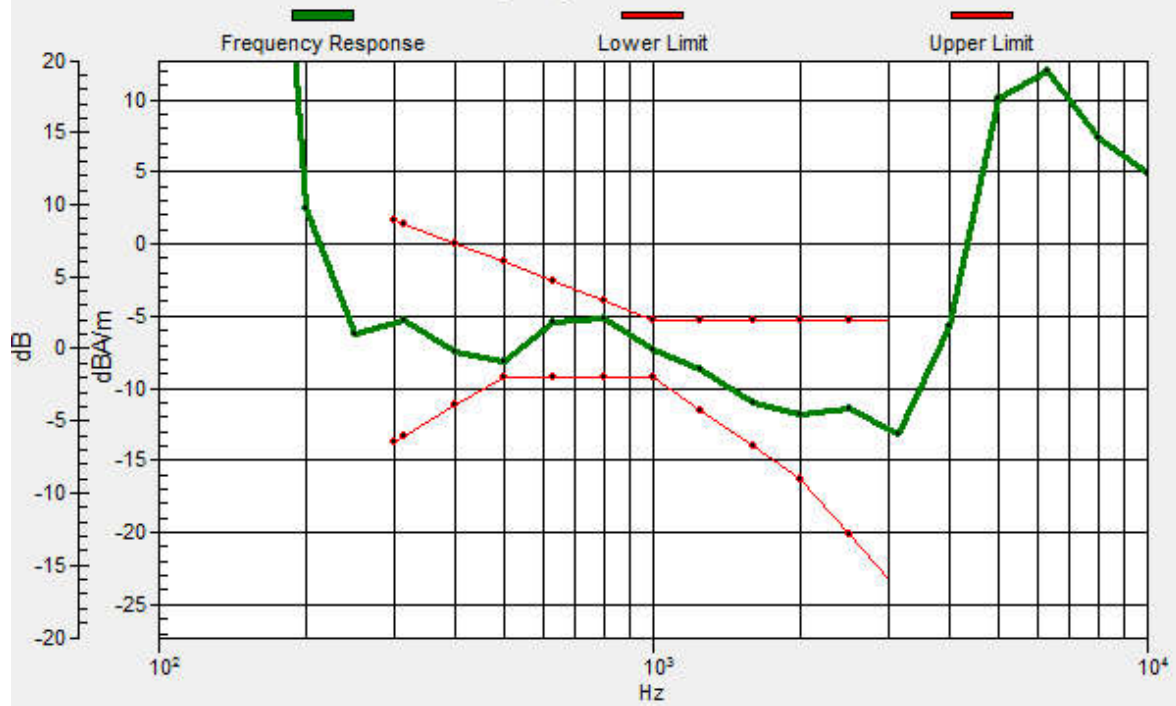
Location: 4.2, -10, 3.7 mm



0 dB = 63.57 = 36.07 dB

Ch26340/z (axial) wideband at best S/N/ABM Freq Resp(x,y,z,f)

Loc: 4, -10.2, 3.7 mm Diff: 1.15dB



09_HAC T-Coil_LTE Band 25_20M_QPSK_1RB_0Offset_Ch26340_Y

Communication System: UID 0, LTE (0); Frequency: 1880 MHz; Duty Cycle: 1:1

Medium: Air Medium parameters used: $\sigma = 0$ S/m, $\epsilon_r = 1$; $\rho = 0$ kg/m³

Ambient Temperature : 23.4 °C

DASY5 Configuration:

- Probe: AM1DV3 - 3106; ; Calibrated: 2022/12/13
- Sensor-Surface: 0mm (Fix Surface)
- Electronics: DAE4 Sn1386; Calibrated: 2023/7/17
- Phantom: HAC Test Arch with AMCC; Type: SD HAC P01 BA;
- Measurement SW: DASY52, Version 52.10 (3); SEMCAD X Version 14.6.13 (7474)


Ch26340/y (transversal) 4.2mm 50 x 50/ABM Interpolated SNR(x,y,z) (121x121x1):

Interpolated grid: dx=1.000 mm, dy=1.000 mm

ABM1/ABM2 = 32.66 dB

ABM1 comp = -15.93 dBA/m

Location: 0.8, -20, 3.7 mm



0 dB = 42.97 = 32.66 dB

10_HAC T-Coil_LTE Band 26_15M_QPSK_1RB_0Offset_Ch26865_Z

Communication System: UID 0, LTE (0); Frequency: 831.5 MHz; Duty Cycle: 1:1

Medium: Air Medium parameters used: $\sigma = 0$ S/m, $\epsilon_r = 1$; $\rho = 0$ kg/m³

Ambient Temperature : 23.4 °C

DASY5 Configuration:

- Probe: AM1DV3 - 3106; ; Calibrated: 2022/12/13
- Sensor-Surface: 0mm (Fix Surface)
- Electronics: DAE4 Sn1386; Calibrated: 2023/7/17
- Phantom: HAC Test Arch with AMCC; Type: SD HAC P01 BA;
- Measurement SW: DASY52, Version 52.10 (3); SEMCAD X Version 14.6.13 (7474)


Ch26865/z (axial) 4.2mm 50 x 50/ABM Interpolated SNR(x,y,z) (121x121x1):

Interpolated grid: dx=1.000 mm, dy=1.000 mm

ABM1/ABM2 = 35.46 dB

ABM1 comp = -8.60 dBA/m

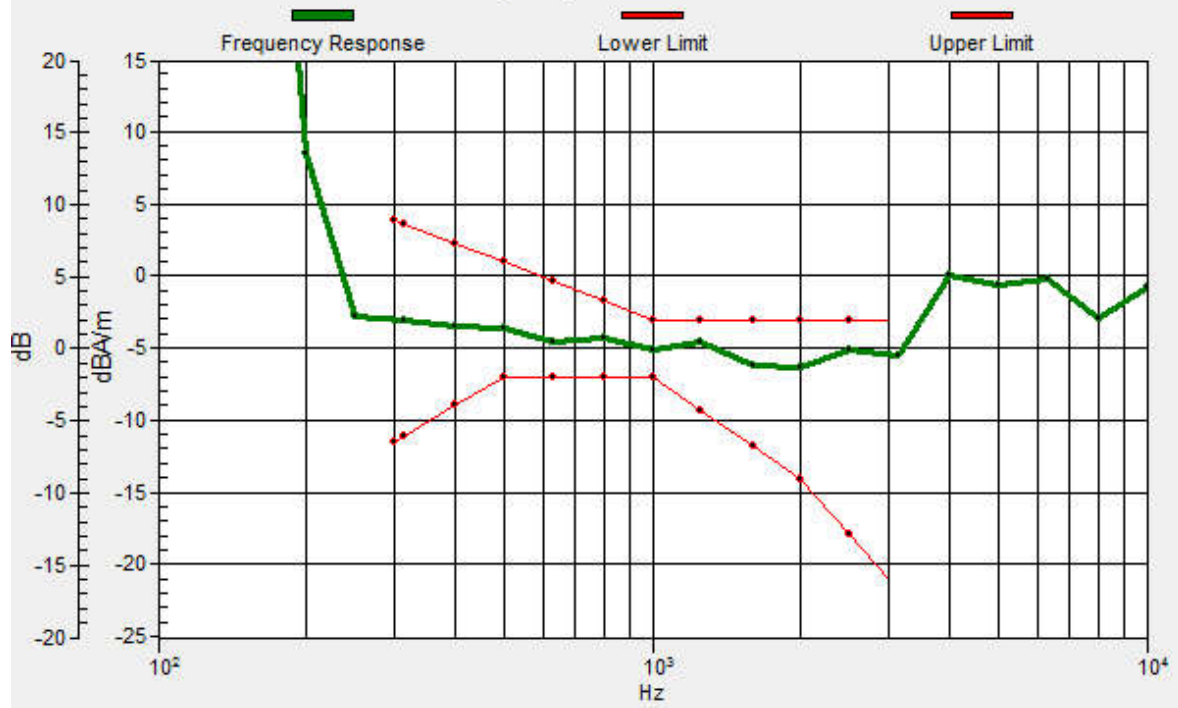
Location: 3.8, -11.7, 3.7 mm



0 dB = 59.31 = 35.46 dB

Ch26865/z (axial) wideband at best S/N/ABM Freq Resp(x,y,z,f)

Loc: 3.7, -11.5, 3.7 mm Diff: 1.56dB



10_HAC T-Coil_LTE Band 26_15M_QPSK_1RB_0Offset_Ch26865_Y

Communication System: UID 0, LTE (0); Frequency: 831.5 MHz; Duty Cycle: 1:1

Medium: Air Medium parameters used: $\sigma = 0$ S/m, $\epsilon_r = 1$; $\rho = 0$ kg/m³

Ambient Temperature : 23.4 °C

DASY5 Configuration:

- Probe: AM1DV3 - 3106; ; Calibrated: 2022/12/13
- Sensor-Surface: 0mm (Fix Surface)
- Electronics: DAE4 Sn1386; Calibrated: 2023/7/17
- Phantom: HAC Test Arch with AMCC; Type: SD HAC P01 BA;
- Measurement SW: DASY52, Version 52.10 (3); SEMCAD X Version 14.6.13 (7474)


Ch26865/y (transversal) 4.2mm 50 x 50/ABM Interpolated SNR(x,y,z) (121x121x1):

Interpolated grid: dx=1.000 mm, dy=1.000 mm

ABM1/ABM2 = 30.63 dB

ABM1 comp = -15.24 dBA/m

Location: 2.5, -17.1, 3.7 mm



0 dB = 34.02 = 30.63 dB

11_HAC T-Coil_LTE Band 66_20M_QPSK_1RB_0Offset_Ch132322_Z

Communication System: UID 0, LTE (0); Frequency: 1745 MHz;Duty Cycle: 1:1

Medium: Air Medium parameters used: $\sigma = 0 \text{ S/m}$, $\epsilon_r = 1$; $\rho = 0 \text{ kg/m}^3$

Ambient Temperature : 23.4 °C

DASY5 Configuration:

- Probe: AM1DV3 - 3106; ; Calibrated: 2022/12/13
- Sensor-Surface: 0mm (Fix Surface)
- Electronics: DAE4 Sn1386; Calibrated: 2023/7/17
- Phantom: HAC Test Arch with AMCC; Type: SD HAC P01 BA;
- Measurement SW: DASY52, Version 52.10 (3); SEMCAD X Version 14.6.13 (7474)


Ch132322/z (axial) 4.2mm 50 x 50/ABM Interpolated SNR(x,y,z) (121x121x1):

Interpolated grid: dx=1.000 mm, dy=1.000 mm

ABM1/ABM2 = 39.68 dB

ABM1 comp = -7.19 dBA/m

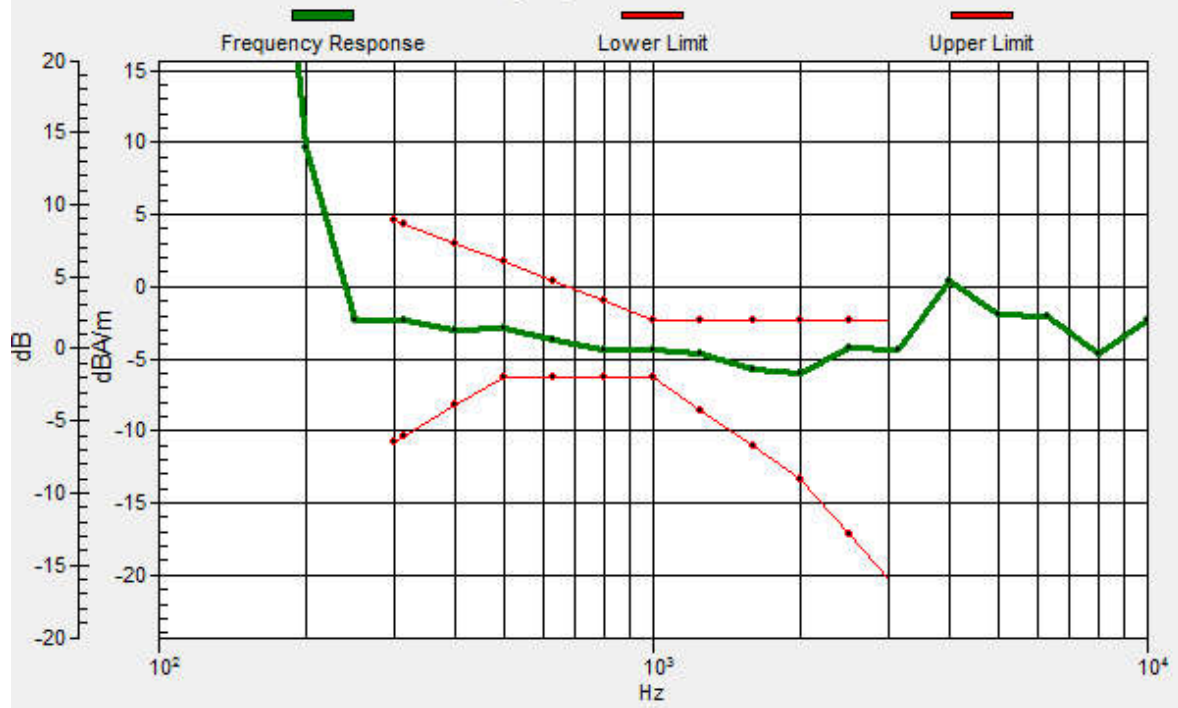
Location: 2.9, -8.3, 3.7 mm



0 dB = 96.40 = 39.68 dB

Ch132322/z (axial) wideband at best S/N/ABM Freq Resp(x,y,z,f)

Loc: 2.9, -8.5, 3.7 mm Diff: 1.87dB



11_HAC T-Coil_LTE Band 66_20M_QPSK_1RB_0Offset_Ch132322_Y

Communication System: UID 0, LTE (0); Frequency: 1745 MHz;Duty Cycle: 1:1

Medium: Air Medium parameters used: $\sigma = 0$ S/m, $\epsilon_r = 1$; $\rho = 0$ kg/m³

Ambient Temperature : 23.4 °C

DASY5 Configuration:

- Probe: AM1DV3 - 3106; ; Calibrated: 2022/12/13
- Sensor-Surface: 0mm (Fix Surface)
- Electronics: DAE4 Sn1386; Calibrated: 2023/7/17
- Phantom: HAC Test Arch with AMCC; Type: SD HAC P01 BA;
- Measurement SW: DASY52, Version 52.10 (3); SEMCAD X Version 14.6.13 (7474)

Ch132322/y (transversal) 4.2mm 50 x 50/ABM Interpolated SNR(x,y,z)

(121x121x1): Interpolated grid: dx=1.000 mm, dy=1.000 mm

ABM1/ABM2 = 34.89 dB

ABM1 comp = -16.28 dBA/m

Location: 1.3, -17.9, 3.7 mm



12_HAC T-Coil_LTE Band 71_20M_QPSK_1RB_0Offset_Ch133297_Z

Communication System: UID 0, LTE (0); Frequency: 680.5 MHz; Duty Cycle: 1:1

Medium: Air Medium parameters used: $\sigma = 0$ S/m, $\epsilon_r = 1$; $\rho = 0$ kg/m³

Ambient Temperature : 23.4 °C

DASY5 Configuration:

- Probe: AM1DV3 - 3106; ; Calibrated: 2022/12/13
- Sensor-Surface: 0mm (Fix Surface)
- Electronics: DAE4 Sn1386; Calibrated: 2023/7/17
- Phantom: HAC Test Arch with AMCC; Type: SD HAC P01 BA;
- Measurement SW: DASY52, Version 52.10 (3); SEMCAD X Version 14.6.13 (7474)


Ch133297/z (axial) 4.2mm 50 x 50/ABM Interpolated SNR(x,y,z) (121x121x1):

Interpolated grid: dx=1.000 mm, dy=1.000 mm

ABM1/ABM2 = 39.54 dB

ABM1 comp = -7.23 dBA/m

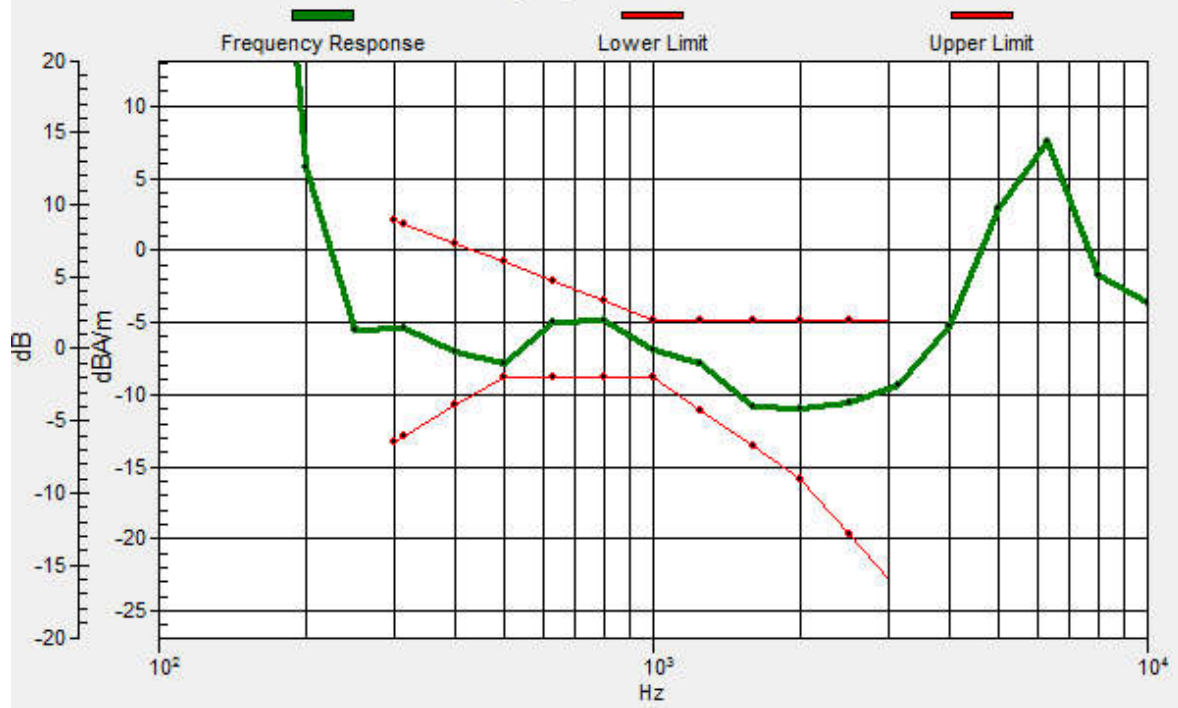
Location: 2.5, -9.6, 3.7 mm



0 dB = 94.84 = 39.54 dB

Ch133297/z (axial) wideband at best S/N/ABM Freq Resp(x,y,z,f)

Loc: 2.2, -9.4, 3.7 mm Diff: 0.96dB



12_HAC T-Coil_LTE Band 71_20M_QPSK_1RB_0Offset_Ch133297_Y

Communication System: UID 0, LTE (0); Frequency: 680.5 MHz; Duty Cycle: 1:1

Medium: Air Medium parameters used: $\sigma = 0$ S/m, $\epsilon_r = 1$; $\rho = 0$ kg/m³

Ambient Temperature : 23.4 °C

DASY5 Configuration:

- Probe: AM1DV3 - 3106; ; Calibrated: 2022/12/13
- Sensor-Surface: 0mm (Fix Surface)
- Electronics: DAE4 Sn1386; Calibrated: 2023/7/17
- Phantom: HAC Test Arch with AMCC; Type: SD HAC P01 BA;
- Measurement SW: DASY52, Version 52.10 (3); SEMCAD X Version 14.6.13 (7474)

Ch133297/y (transversal) 4.2mm 50 x 50/ABM Interpolated SNR(x,y,z)

(121x121x1): Interpolated grid: dx=1.000 mm, dy=1.000 mm

ABM1/ABM2 = 34.81 dB

ABM1 comp = -14.68 dBA/m

Location: 2.9, -18.3, 3.7 mm



13_HAC T-Coil_LTE Band 41_20M_QPSK_1RB_0Offset_Ch40620_Z

Communication System: UID 0, LTE (0); Frequency: 2593 MHz; Duty Cycle: 1:1.59

Medium: Air Medium parameters used: $\sigma = 0$ S/m, $\epsilon_r = 1$; $\rho = 0$ kg/m³

Ambient Temperature : 23.4 °C

DASY5 Configuration:

- Probe: AM1DV3 - 3106; ; Calibrated: 2022/12/13
- Sensor-Surface: 0mm (Fix Surface)
- Electronics: DAE4 Sn1386; Calibrated: 2023/7/17
- Phantom: HAC Test Arch with AMCC; Type: SD HAC P01 BA;
- Measurement SW: DASY52, Version 52.10 (3); SEMCAD X Version 14.6.13 (7474)


Ch40620/z (axial) 4.2mm 50 x 50/ABM Interpolated SNR(x,y,z) (121x121x1):

Interpolated grid: dx=1.000 mm, dy=1.000 mm

ABM1/ABM2 = 33.62 dB

ABM1 comp = -7.27 dBA/m

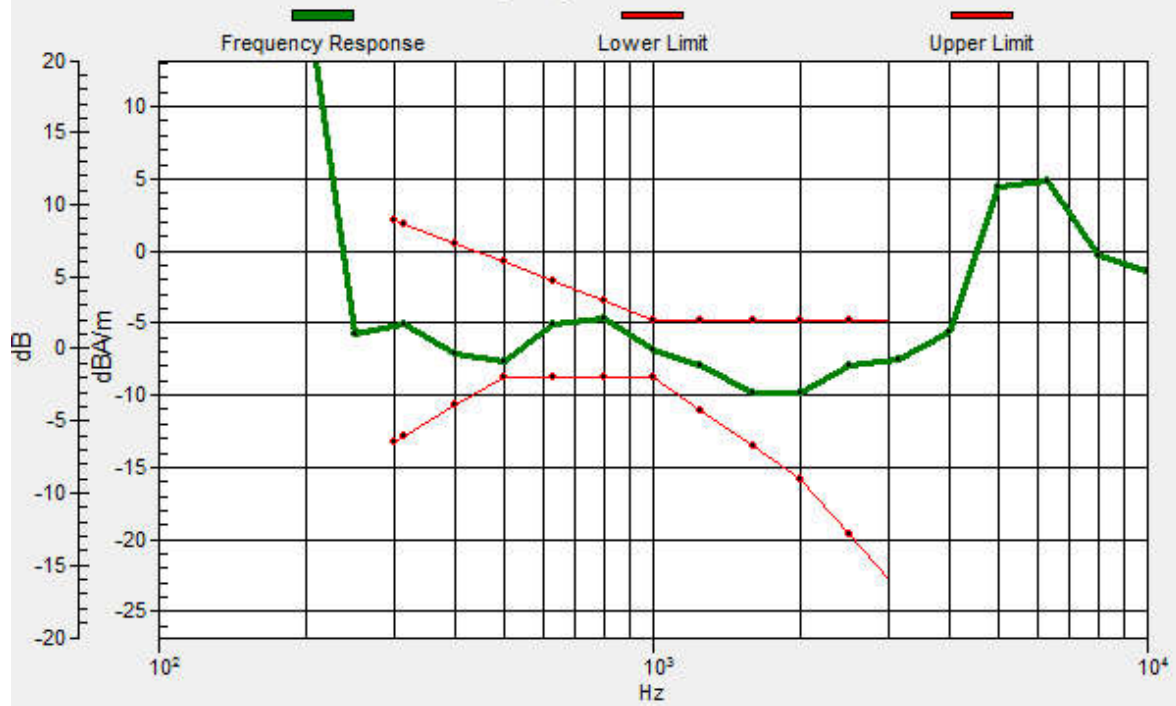
Location: 4.2, -10.4, 3.7 mm



0 dB = 47.98 = 33.62 dB

Ch40620/z (axial) wideband at best S/N/ABM Freq Resp(x,y,z,f)

Loc: 4, -10.6, 3.7 mm Diff: 1.06dB



13_HAC T-Coil_LTE Band 41_20M_QPSK_1RB_0Offset_Ch40620_Y

Communication System: UID 0, LTE (0); Frequency: 2593 MHz; Duty Cycle: 1:1.59

Medium: Air Medium parameters used: $\sigma = 0$ S/m, $\epsilon_r = 1$; $\rho = 0$ kg/m³

Ambient Temperature : 23.4 °C

DASY5 Configuration:

- Probe: AM1DV3 - 3106; ; Calibrated: 2022/12/13
- Sensor-Surface: 0mm (Fix Surface)
- Electronics: DAE4 Sn1386; Calibrated: 2023/7/17
- Phantom: HAC Test Arch with AMCC; Type: SD HAC P01 BA;
- Measurement SW: DASY52, Version 52.10 (3); SEMCAD X Version 14.6.13 (7474)


Ch40620/y (transversal) 4.2mm 50 x 50/ABM Interpolated SNR(x,y,z) (121x121x1):

Interpolated grid: dx=1.000 mm, dy=1.000 mm

ABM1/ABM2 = 31.58 dB

ABM1 comp = -15.83 dBA/m

Location: 0.8, -20, 3.7 mm



0 dB = 37.94 = 31.58 dB

20_HAC T-Coil_WLAN 2.4GHz_802.11b 1Mbps_Ch6_Z

Communication System: UID 0, WIFI (0); Frequency: 2437 MHz;Duty Cycle: 1:1.014

Medium: Air Medium parameters used: $\sigma = 0$ S/m, $\epsilon_r = 1$; $\rho = 0$ kg/m³

Ambient Temperature : 23.4 °C

DASY5 Configuration:

- Probe: AM1DV3 - 3106; ; Calibrated: 2022/12/13
- Sensor-Surface: 0mm (Fix Surface)
- Electronics: DAE4 Sn1386; Calibrated: 2023/7/17
- Phantom: HAC Test Arch with AMCC; Type: SD HAC P01 BA;
- Measurement SW: DASY52, Version 52.10 (3); SEMCAD X Version 14.6.13 (7474)


Ch6/z (axial) 4.2mm 50 x 50/ABM Interpolated SNR(x,y,z) (121x121x1): Interpolated

grid: dx=1.000 mm, dy=1.000 mm

ABM1/ABM2 = 40.15 dB

ABM1 comp = -5.36 dBA/m

Location: 0, -8.3, 3.7 mm



0 dB = 101.8 = 40.15 dB

Ch6/z (axial) wideband at best S/N/ABM Freq Resp(x,y,z,f)

Loc: 0.1, -8.3, 3.7 mm Diff: 1.93dB



20_HAC T-Coil_WLAN 2.4GHz_802.11b 1Mbps_Ch6_Y

Communication System: UID 0, WIFI (0); Frequency: 2437 MHz; Duty Cycle: 1:1.014

Medium: Air Medium parameters used: $\sigma = 0$ S/m, $\epsilon_r = 1$; $\rho = 0$ kg/m³

Ambient Temperature : 23.4 °C

DASY5 Configuration:

- Probe: AM1DV3 - 3106; ; Calibrated: 2022/12/13
- Sensor-Surface: 0mm (Fix Surface)
- Electronics: DAE4 Sn1386; Calibrated: 2023/7/17
- Phantom: HAC Test Arch with AMCC; Type: SD HAC P01 BA;
- Measurement SW: DASY52, Version 52.10 (3); SEMCAD X Version 14.6.13 (7474)


Ch6/y (transversal) 4.2mm 50 x 50/ABM Interpolated SNR(x,y,z) (121x121x1):

Interpolated grid: dx=1.000 mm, dy=1.000 mm

ABM1/ABM2 = 32.28 dB

ABM1 comp = -16.53 dBA/m

Location: -4.2, -17.1, 3.7 mm



0 dB = 41.13 = 32.28 dB

21_HAC T-Coil_WLAN 5GHz_802.11a_6Mbps_Ch40_Z

Communication System: UID 0, WIFI (0); Frequency: 5200 MHz; Duty Cycle: 1:1.017

Medium: Air Medium parameters used: $\sigma = 0 \text{ S/m}$, $\epsilon_r = 1$; $\rho = 0 \text{ kg/m}^3$

Ambient Temperature : 23.4 °C

DASY5 Configuration:

- Probe: AM1DV3 - 3106; ; Calibrated: 2022/12/13
- Sensor-Surface: 0mm (Fix Surface)
- Electronics: DAE4 Sn1386; Calibrated: 2023/7/17
- Phantom: HAC Test Arch with AMCC; Type: SD HAC P01 BA;
- Measurement SW: DASY52, Version 52.10 (3); SEMCAD X Version 14.6.13 (7474)


Ch40/z (axial) 4.2mm 50 x 50/ABM Interpolated SNR(x,y,z) (121x121x1): Interpolated

grid: dx=1.000 mm, dy=1.000 mm

ABM1/ABM2 = 43.13 dB

ABM1 comp = -2.10 dBA/m

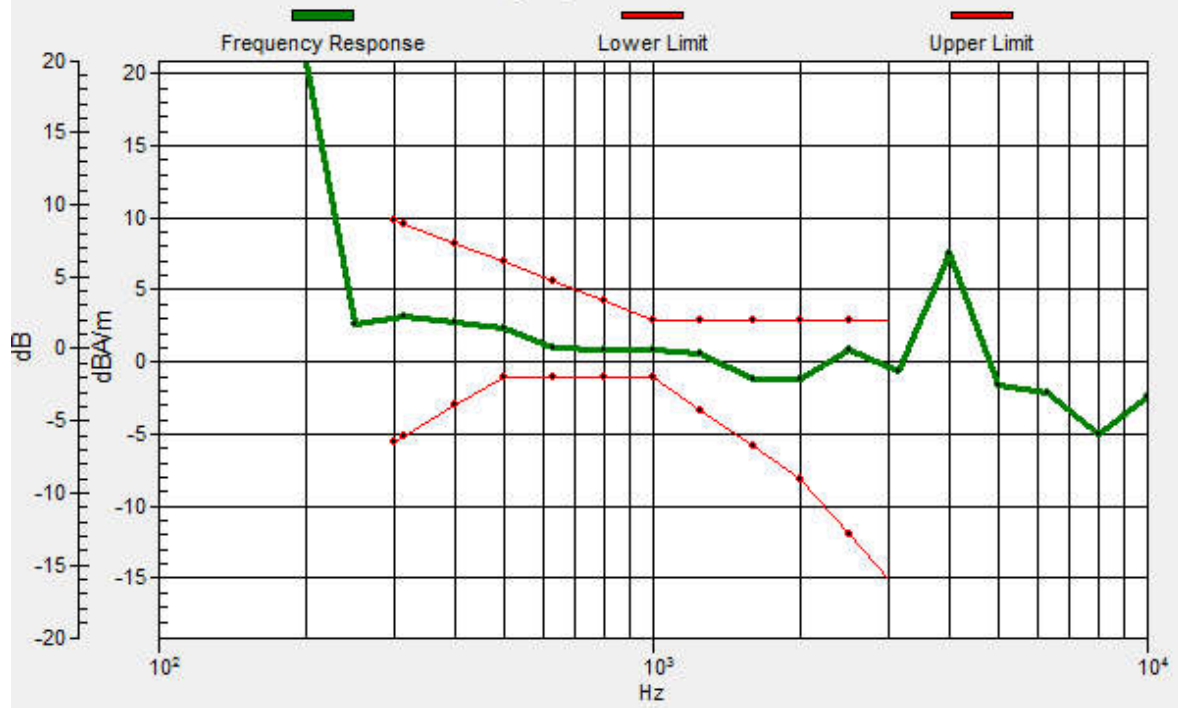
Location: 4.2, -9.2, 3.7 mm



0 dB = 143.4 = 43.13 dB

Ch40/z (axial) wideband at best S/N/ABM Freq Resp(x,y,z,f)

Loc: 4.2, -9.3, 3.7 mm Diff: 1.98dB



21_HAC T-Coil_WLAN 5GHz_802.11a_6Mbps_Ch40_Y

Communication System: UID 0, WIFI (0); Frequency: 5200 MHz; Duty Cycle: 1:1.017

Medium: Air Medium parameters used: $\sigma = 0$ S/m, $\epsilon_r = 1$; $\rho = 0$ kg/m³

Ambient Temperature : 23.4 °C

DASY5 Configuration:

- Probe: AM1DV3 - 3106; ; Calibrated: 2022/12/13
- Sensor-Surface: 0mm (Fix Surface)
- Electronics: DAE4 Sn1386; Calibrated: 2023/7/17
- Phantom: HAC Test Arch with AMCC; Type: SD HAC P01 BA;
- Measurement SW: DASY52, Version 52.10 (3); SEMCAD X Version 14.6.13 (7474)


Ch40/y (transversal) 4.2mm 50 x 50/ABM Interpolated SNR(x,y,z) (121x121x1):

Interpolated grid: dx=1.000 mm, dy=1.000 mm

ABM1/ABM2 = 38.65 dB

ABM1 comp = -8.79 dBA/m

Location: 4.2, -16.7, 3.7 mm



0 dB = 85.57 = 38.65 dB


22_HAC T-Coil_WLAN 5GHz_802.11a_6Mbps_Ch56_Z

Communication System: UID 0, WIFI (0); Frequency: 5280 MHz;Duty Cycle: 1:1.017
Medium: Air Medium parameters used: $\sigma = 0$ S/m, $\epsilon_r = 1$; $\rho = 0$ kg/m³
Ambient Temperature : 23.4 °C

DASY5 Configuration:

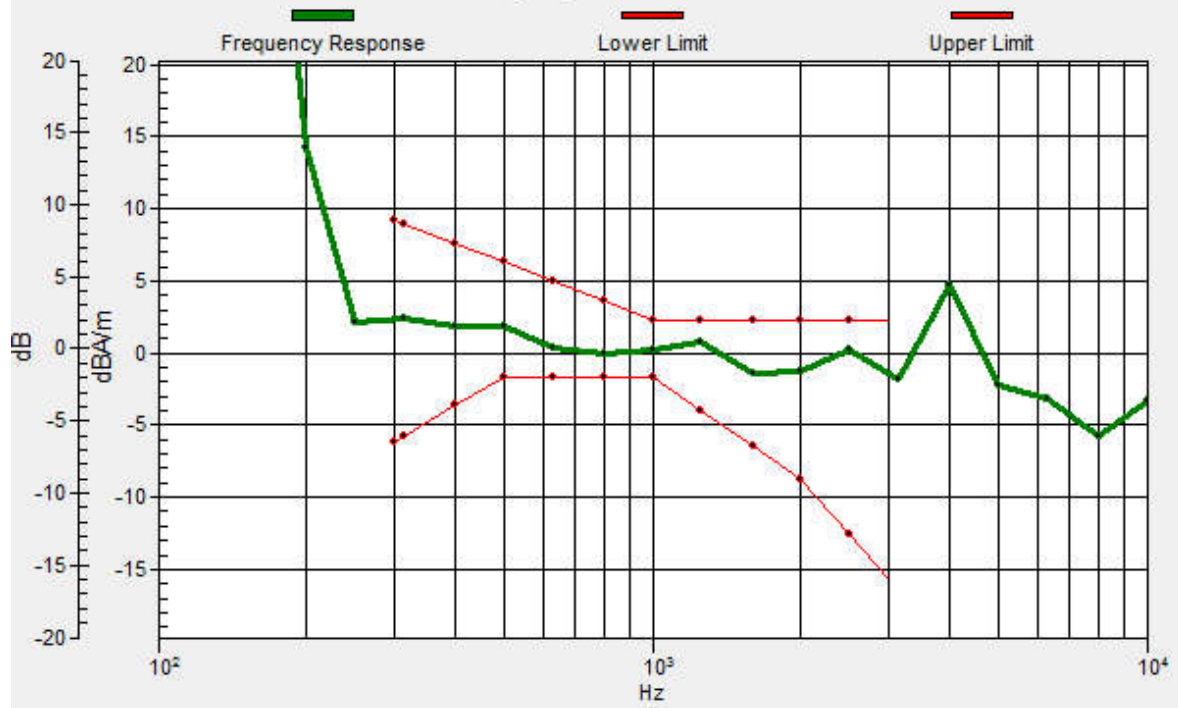
- Probe: AM1DV3 - 3106; ; Calibrated: 2022/12/13
- Sensor-Surface: 0mm (Fix Surface)
- Electronics: DAE4 Sn1386; Calibrated: 2023/7/17
- Phantom: HAC Test Arch with AMCC; Type: SD HAC P01 BA;
- Measurement SW: DASY52, Version 52.10 (3); SEMCAD X Version 14.6.13 (7474)

Ch56/z (axial) 4.2mm 50 x 50/ABM Interpolated SNR(x,y,z) (121x121x1): Interpolated
grid: dx=1.000 mm, dy=1.000 mm
ABM1/ABM2 = 41.27 dB
ABM1 comp = -3.43 dBA/m
Location: 4.2, -8.8, 3.7 mm



Ch56/z (axial) wideband at best S/N/ABM Freq Resp(x,y,z,f)

Loc: 4.2, -8.5, 3.7 mm Diff: 1.58dB



22_HAC T-Coil_WLAN 5GHz_802.11a_6Mbps_Ch56_Y

Communication System: UID 0, WIFI (0); Frequency: 5280 MHz; Duty Cycle: 1:1.017

Medium: Air Medium parameters used: $\sigma = 0$ S/m, $\epsilon_r = 1$; $\rho = 0$ kg/m³

Ambient Temperature : 23.4 °C

DASY5 Configuration:

- Probe: AM1DV3 - 3106; ; Calibrated: 2022/12/13
- Sensor-Surface: 0mm (Fix Surface)
- Electronics: DAE4 Sn1386; Calibrated: 2023/7/17
- Phantom: HAC Test Arch with AMCC; Type: SD HAC P01 BA;
- Measurement SW: DASY52, Version 52.10 (3); SEMCAD X Version 14.6.13 (7474)


Ch56/y (transversal) 4.2mm 50 x 50/ABM Interpolated SNR(x,y,z) (121x121x1):

Interpolated grid: dx=1.000 mm, dy=1.000 mm

ABM1/ABM2 = 36.37 dB

ABM1 comp = -13.42 dBA/m

Location: 0, -17.1, 3.7 mm



0 dB = 65.84 = 36.37 dB

23_HAC T-Coil_WLAN 5GHz_802.11a_6Mbps_Ch116_Z

Communication System: UID 0, WIFI (0); Frequency: 5580 MHz; Duty Cycle: 1:1.017

Medium: Air Medium parameters used: $\sigma = 0$ S/m, $\epsilon_r = 1$; $\rho = 0$ kg/m³

Ambient Temperature : 23.4 °C

DASY5 Configuration:

- Probe: AM1DV3 - 3106; ; Calibrated: 2022/12/13
- Sensor-Surface: 0mm (Fix Surface)
- Electronics: DAE4 Sn1386; Calibrated: 2023/7/17
- Phantom: HAC Test Arch with AMCC; Type: SD HAC P01 BA;
- Measurement SW: DASY52, Version 52.10 (3); SEMCAD X Version 14.6.13 (7474)


Ch116/z (axial) 4.2mm 50 x 50/ABM Interpolated SNR(x,y,z) (121x121x1):

Interpolated grid: dx=1.000 mm, dy=1.000 mm

ABM1/ABM2 = 40.63 dB

ABM1 comp = -4.22 dBA/m

Location: 4.2, -10.8, 3.7 mm



0 dB = 107.6 = 40.64 dB

Ch116/z (axial) wideband at best S/N/ABM Freq Resp(x,y,z,f)

Loc: 4, -10.7, 3.7 mm Diff: 1.85dB



23_HAC T-Coil_WLAN 5GHz_802.11a_6Mbps_Ch116_Y

Communication System: UID 0, WIFI (0); Frequency: 5580 MHz; Duty Cycle: 1:1.017

Medium: Air Medium parameters used: $\sigma = 0 \text{ S/m}$, $\epsilon_r = 1$; $\rho = 0 \text{ kg/m}^3$

Ambient Temperature : 23.4 °C

DASY5 Configuration:

- Probe: AM1DV3 - 3106; ; Calibrated: 2022/12/13
- Sensor-Surface: 0mm (Fix Surface)
- Electronics: DAE4 Sn1386; Calibrated: 2023/7/17
- Phantom: HAC Test Arch with AMCC; Type: SD HAC P01 BA;
- Measurement SW: DASY52, Version 52.10 (3); SEMCAD X Version 14.6.13 (7474)


Ch116/y (transversal) 4.2mm 50 x 50/ABM Interpolated SNR(x,y,z) (121x121x1):

Interpolated grid: dx=1.000 mm, dy=1.000 mm

ABM1/ABM2 = 34.72 dB

ABM1 comp = -13.16 dBA/m

Location: 0, -20.8, 3.7 mm



0 dB = 54.46 = 34.72 dB

24_HAC T-Coil_WLAN 5GHz_802.11a_6Mbps_Ch157_Z

Communication System: UID 0, WIFI (0); Frequency: 5785 MHz; Duty Cycle: 1:1.017

Medium: Air Medium parameters used: $\sigma = 0$ S/m, $\epsilon_r = 1$; $\rho = 0$ kg/m³

Ambient Temperature : 23.4 °C

DASY5 Configuration:

- Probe: AM1DV3 - 3106; ; Calibrated: 2022/12/13
- Sensor-Surface: 0mm (Fix Surface)
- Electronics: DAE4 Sn1386; Calibrated: 2023/7/17
- Phantom: HAC Test Arch with AMCC; Type: SD HAC P01 BA;
- Measurement SW: DASY52, Version 52.10 (3); SEMCAD X Version 14.6.13 (7474)


Ch157/z (axial) 4.2mm 50 x 50/ABM Interpolated SNR(x,y,z) (121x121x1):

Interpolated grid: dx=1.000 mm, dy=1.000 mm

ABM1/ABM2 = 42.22 dB

ABM1 comp = -3.26 dBA/m

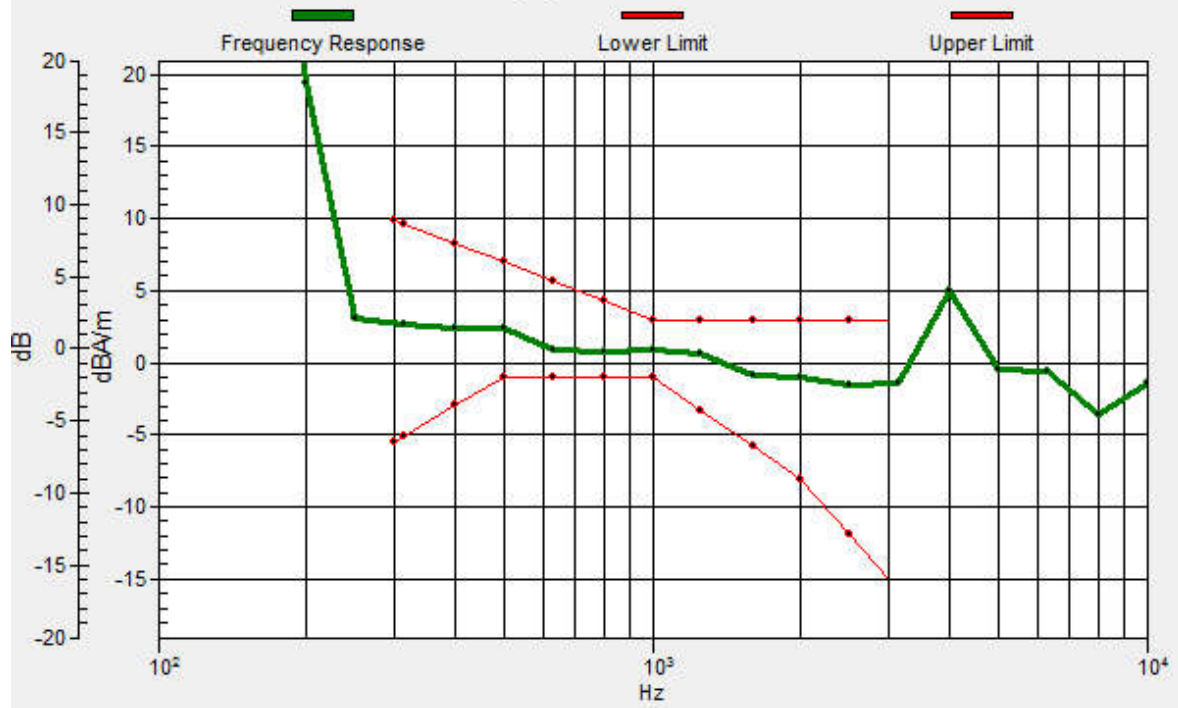
Location: 4.2, -9.2, 3.7 mm



0 dB = 129.2 = 42.22 dB

Ch157/z (axial) wideband at best S/N/ABM Freq Resp(x,y,z,f)

Loc: 4.2, -9, 3.7 mm Diff: 1.81dB



24_HAC T-Coil_WLAN 5GHz_802.11a_6Mbps_Ch157_Y

Communication System: UID 0, WIFI (0); Frequency: 5785 MHz; Duty Cycle: 1:1.017

Medium: Air Medium parameters used: $\sigma = 0$ S/m, $\epsilon_r = 1$; $\rho = 0$ kg/m³

Ambient Temperature : 23.4 °C

DASY5 Configuration:

- Probe: AM1DV3 - 3106; ; Calibrated: 2022/12/13
- Sensor-Surface: 0mm (Fix Surface)
- Electronics: DAE4 Sn1386; Calibrated: 2023/7/17
- Phantom: HAC Test Arch with AMCC; Type: SD HAC P01 BA;
- Measurement SW: DASY52, Version 52.10 (3); SEMCAD X Version 14.6.13 (7474)


Ch157/y (transversal) 4.2mm 50 x 50/ABM Interpolated SNR(x,y,z) (121x121x1):

Interpolated grid: dx=1.000 mm, dy=1.000 mm

ABM1/ABM2 = 35.45 dB

ABM1 comp = -9.36 dBA/m

Location: 7.9, -20.8, 3.7 mm



0 dB = 59.22 = 35.45 dB